

# Pruning Filter via Gaussian Distribution Feature for Deep Neural Networks Acceleration

1<sup>st</sup> Jianrong Xu

*Institute of Computing Technology  
Chinese Academy of Sciences  
Beijing, China.  
jyfootprint@foxmail.com*

2<sup>rd</sup> Boyu Diao \*

*Institute of Computing Technology  
Chinese Academy of Sciences  
Beijing, China.  
diaoboyu2012@ict.ac.cn*

3<sup>th</sup> Bifeng Cui †

*Faculty of Information Technology  
Beijing University of Technology  
Beijing, China.  
cbf@bjut.edu.cn*

4<sup>th</sup> Kang Yang

*Institute of Computing Technology  
Chinese Academy of Sciences  
Beijing, China.  
kang\_yang@foxmail.com*

5<sup>nd</sup> Chao Li

*Institute of Computing Technology  
Chinese Academy of Sciences  
Beijing, China.  
lichao@ict.ac.cn*

6<sup>th</sup> Hailong Hong

*Institute of Computing Technology  
Chinese Academy of Sciences  
Beijing, China.  
duxingdaxia@foxmail.com*

**Abstract**—Deep learning has achieved impressive results in many areas, but the deployment of edge intelligent devices is still very slow. To solve this problem, we propose a novel compression and acceleration method based on data distribution characteristics for deep neural networks, namely Pruning Filter via Gaussian Distribution Feature (PFGDF). Compared with previous advanced pruning methods, PFGDF compresses the model by filters with insignificance in distribution, regardless of the contribution and sensitivity information of the convolution filter. PFGDF is significantly different from weight sparsification pruning because it does not require the special accelerated library to process the sparse weight matrix and introduces no more extra parameters. The pruning process of PFGDF is automated. Furthermore, the model compressed by PFGDF can restore the same performance as the uncompressed model. We evaluate PFGDF through extensive experiments, on CIFAR-10, PFGDF compresses the convolution filter on VGG-16 by 66.62% with more than 90% parameter reduced, while the inference time is accelerated by 83.73% on Huawei MATE 10.

**Index Terms**—network pruning; neural network compression; deep learning

## I. INTRODUCTION

In recent years, deep neural networks (DNN) have achieved remarkable performance in various fields, such as image classification [1], face recognition [2], and object detection [3], etc. These jobs rely on deep networks with millions or even billions of parameters. The availability of GPUs (Graphics Processing Units) with extremely high computing power plays a key role in their success. These breakthroughs are closely related to the amount of existing training data and more powerful computing resources. However, it is deployed in many deep learning applications (e.g. advertisement ranking, robots and self-driving cars). DNN models are constrained by latency, energy and model size budget. This is mainly because embedded devices or mobile devices cannot reproduce high computing power resources due to their size, space and other

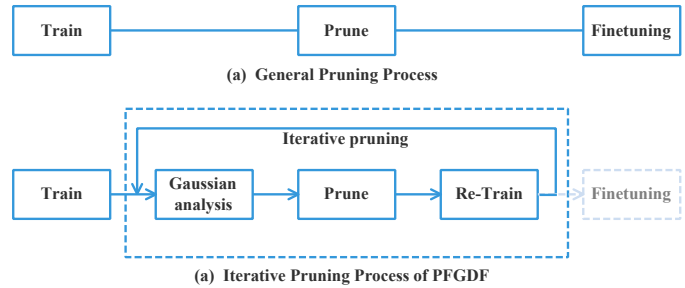


Fig. 1. Iterative Pruning Process of PFGDF VS General Pruning Process. After completing the pruning process of the trained model in a general iterative pruning process, fine-tuning is required but it is not necessary for PFGDF.

constraints. This makes their computing and storage resources very valuable. Fortunately, many methods [4–6] have been successfully proposed to improve the hardware deployment of neural networks through the model compression. Under the premise of ensuring that the performance of the model is not significantly reduced, the model is compressed and accelerated by cutting the model’s redundant parameter information or redundant structural information.

In this work, we propose the Pruning Filter via Gaussian Distribution Feature (PFGDF) method. This method focuses on trimming the model’s convolution filter to reduce the model’s parameter and FLOPs. Compared with unstructured sparse pruning [7–9], this method does not introduce sparseness, so it does not require any special acceleration libraries, such as the BLAS library, nor do it require any special hardware to achieve the final compression and acceleration of the model [10]. We find that the current advanced model compression methods are more focused on the aspects of smaller-norm-less-important [11], sensitivity [12], geometric distance [5], but it lacks evaluation from the characteristic information of the learned model itself. On the other hand, according to the

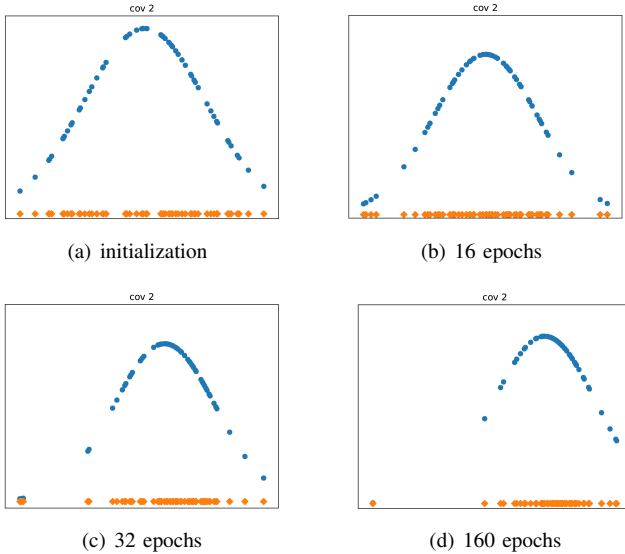


Fig. 2. Illustrating the convolution filter  $f(i, j)$ 's Gaussian distribution during training. In CIFAR-10, the distribution of the second-level convolution filter of VGG-16 during the training processes. Blue: Gaussian distribution characteristics changing. Orange: Density changing.

knowledge we have at present, some parameter's distribution methods are adopted during the initialization stage of the model, such as random initialization, Xavier initialization [13], MSRA initialization [14], which can improve the speed of model training convergence and the performance of the model network. The converged model (like the initialization process) may also meet certain convergence feature distribution information. Based on this consideration, we carry out related pruning and compression work. We propose a model compression algorithm based on the distribution features of trained model, named Pruning Filter via Gaussian Distribution Feature (PFGDF). Different from the current methods, the process is based on features of filters, the pruning process is automated without the need to manually set relevant compression hyper-parameter information. Specifically, our method is a coupled pruning operation. The trained model is analyzed layer-by-layer with distribution characteristics to ensure that the model after pruning can recover the performance of original model as much as possible to cut out convolution filters that are not significantly distributed on this layer. This means that the performance of the pruned model will not be lower than that of the original model before pruning, and fine-tuning is not necessary. The implementation process is shown in Fig. 1.

Contributions. We have four contributions:

- A neural network model compression method bases on the Gaussian Distribution Feature is proposed to crop the redundant convolution filter in the deep learning, retaining the information that can better describe the model convolution filters.
- The trained model parameter information meets a certain statistical distribution rule. During the training process, the distribution of weight information is always adjusted.

---

**Algorithm 1** A algorithm for minimizing Eq. 8.

---

**Input:** Training set  $\{(x_i, y_i)\}$

**Parameter:** auto-prune parameter  $\alpha$

**Output:** The compact model

```

1: Compute layers L
2:  $\alpha \leftarrow default$ 
3:  $prune\_layer \leftarrow 0$ 
4: while  $each\_layer\_index \in L$  do
5:   for  $prune\_layer \in T$  do
6:     Compute  $\mu, \sigma$ 
7:     Gauss analysis
8:     Find  $h(j)$  filters that satisfy 8
9:   end for
10:  Re-train
11:  if  $pruned\_acc \geq original\_acc$  then
12:     $each\_layer\_index \leftarrow +1$ 
13:     $\alpha \leftarrow default$ 
14:  else
15:    Adjust  $\alpha$ 
16:  end if
17: end while

```

---

After achieving fine inference performance at the end, the distribution of parameter information almost obeyed a certain statistical distribution.

- The method is automated and has no hyper-parameter information that needs to be manually adjusted. The parameter were obtained by searching during the pruning process, which do not need to be determined manually based on experience. Compared with other methods [5, 7, 11, 15], we do not introduce super parameters before and after pruning. For example, regularized super parameters were introduced during training to conduct induction training, and pruning rate super parameters should be set during pruning. The proposed method is to extract the statistical performance characteristics of the trained model before pruning and performs the model compression, so that it is easier to implement.

- After pruning the entire model, fine-tuning is not necessary. Even without fine-tuning, the pruned model still has similar reasoning performance. If the model is fine-tuned, the accuracy of the final model might still improve.

## II. RELATED WORK

**Network Pruning.** It is mainly used to solve the complexity of the model, the cost of calculation of the model and to some extent can reduce the over-fitting issue of the model. The process of network pruning can be divided into three steps: Train, Prune, and Fine-tuning. Currently in the field of pruning, related methods can be roughly divided into two categories: unstructured pruning and structured pruning. Unstructured pruning was first proposed by [16] for the magnitude-based pruning method, which applies weight decay associated with its absolute value to each hidden unit in the network to minimize the number of hidden units. After that, [17] and [18] respectively proposed OBD and OBS methods. They

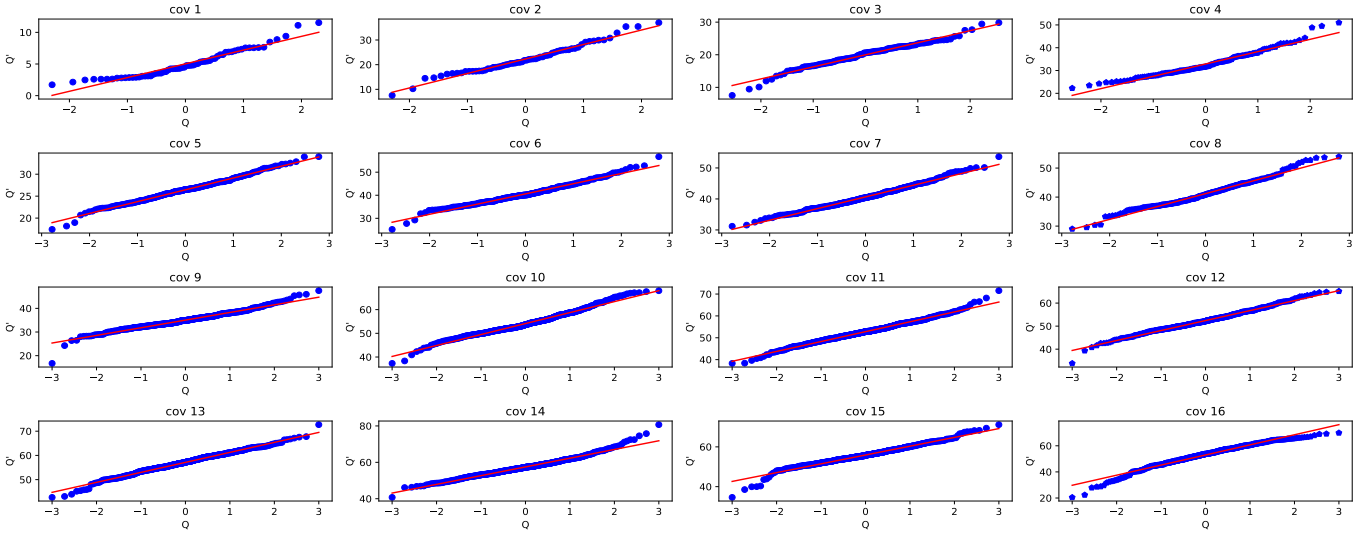


Fig. 3. Illustration of hypothetical rationality. On ImageNet LSVRC 2012 dataset, all the convolutional layers of VGG-19 are checked for the rationality of the Gaussian distribution on the QQ diagram. The points corresponding to  $Q - Q'$  are approximately distributed near the straight line.

evaluate the importance of weights in the network based on the second derivative of the loss function relative to the weight (the Hessian matrix for the weight vector) and then prune it. Recently, [19] proposes to prune network weights with small magnitude, and the technique is further incorporated into the “Deep Compression” pipeline ([9]) to obtain highly compressed models. [7] proposes to encourage the model to become more sparse in the training process by introducing L0 regular terms to the objective function and designing the HARD CONCRETE DISTRIBUTION method during model training. [20] considers the use of robust training and network pruning jointly, and proposes a method aware of the training and make the training target guide the pruning process.

In contrast, structured pruning methods prune at the level of channels or even layers. [5] calculates the distance between a filter and the center of the filter to determine whether the filter should be cropped. The method is a norm-independent filter evaluation method FPGM, which breaks the norm evaluation index. Limitations. [12] uses the lasso regression method to guide the model weight sparseness, tailor the sparse channel to achieve the compression of the model, and transform the pruning compression problem into an optimization problem. However, compared with structured pruning, unstructured pruning compresses the model by changing the unimportant weight parameter of the model to zero and making the model sparse. It does not directly compress and accelerate the model so that it requires a special hardware/librarie [10].

### III. METHOD

#### A. Preliminaries

Symbols and notations in this subsection is formally introduced. Suppose a neural network has  $L$  layers.  $N_i$  and  $N_{i+1}$  ( $1 \leq i+1 \leq L$ ) are represented as the  $i_{th}$  layer input and output channel information.  $M_i$  is expressed as the total

number of convolution filters in the  $i_{th}$  layer. The height and width of the input feature map at level  $N_i$  are represented as  $h_i/w_i$ . The convolutional layer of this layer converts the input feature map  $x_i \in \mathbb{R}^{N_i * h_i * w_i}$  into the output feature map  $x_{i+1} \in \mathbb{R}^{N_{i+1} * h_{i+1} * w_{i+1}}$ . The 3D convolution filters acting on the  $N_i$  input channel are represented as  $\mathcal{F}_{i,j} \in \mathbb{R}^{N_i * k * k}$ .  $\mathcal{F}_{i,j}$  is represented as the  $j$  ( $1 \leq j \leq M_i$ ) convolution filter of the  $i$  layer. Each convolution filter consists of 2D convolution kernel  $\mathcal{K} \in k * k$  (e.g.,  $5 * 5$ ). The  $L1 - norm$  of each convolution filter is expressed as

$$f(i, j) = |\mathcal{F}_{i,j}| \quad (1)$$

The convolution filter of this layer can be expressed as

$$\mathcal{F}_i = \{f(i, j)\} \quad (2)$$

#### B. Analysis and Hypothesis

We find in the course of the experiment that the trained baseline model, the  $L1$  norm  $f(i, j)$  of any layer of the convolution filter of  $N_i$ , meets certain statistical characteristics in the distribution. We make  $f(i, j) \in x$ , take  $Q(x)$  as a Gaussian function, then we have

$$Q(x) = \frac{1}{\sigma \sqrt{2\pi}} e^{-\frac{(x-\mu)^2}{2\sigma^2}}, \quad x \sim \mathcal{N}(\mu, \sigma) \quad (3)$$

Before and after training, the model of CNN(Convolutional Neural Network) presents the following characteristics on the Gaussian distribution function, as shown in Fig. 2:

1. With the model training,  $\mathcal{F}_i$  appears sparsely distributed at both ends of the Gaussian function.
2.  $\mathcal{F}_i$  appears to converge to a certain center of the Gaussian distribution.

Based on such characteristics, we make the following hypothesis to guide the process of compression pruning :

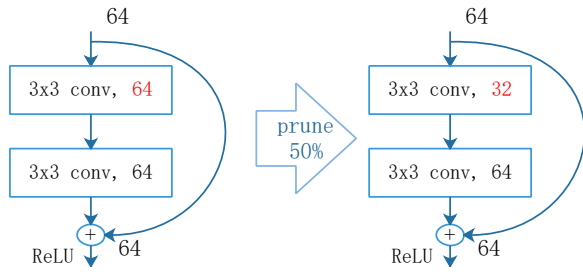


Fig. 4. Illustration of the ResNet pruning strategy. For each residual block, we do not prune the convolutional layer on shortcut connection partion, keeping the block output dimension unchanged

**Hypothesis 1: Distribution Hypothesis.**  $\mathcal{F}_i$  of any convolutional layer of the model obeys Gaussian distribution.

**Hypothesis 2: Convergence Hypothesis.** Based on hypothesis 1, we think that during training,  $\mathcal{F}_i$  should converge to a center of the Gaussian distribution, and the convolution filters might be redundant if they can't converge to the center and could be compressed safely. The convolution filter  $f(i, j)$  distributed near the center has better information extraction capability and contribution. After pruning a layer,  $f(i, j)$  distributed near the center can be relearned to obtain the information of convolution filters that are considered to be redundant but in fact they are useful convolution filter information, so as to achieve model performance recovery.

Based on the above hypothesis theory, we think that there always exists an interval  $[a, b]$  containing important information in the convolution layer, and the convolution filter  $f(i, j)$  outside this interval is the filter that could be pruned, and the wrongly cropped convolution filter can be relearned by the filter in the interval  $[a, b]$  during performance recovery phase.

**Rationality of the distribution hypothesis.** We perform a rough verification of the convolution filter distribution of each layer. In this paper, we show the rationality of the convolutional layers of VGG-19 on the Gaussian distribution, as shown in Fig. 3. We find that the convolution filters of these layers are approximately distributed near a straight line on the QQ diagram. A few convolution filters have large deviations at both ends of the line. But in the overall data, they are almost distributed at both ends of the line.

Through Fig. 2 and Fig. 3 experimental phenomenon and the above analysis, we think that the hypotheses are reasonable and accept it. In our paper, we pay more attention to the relationship between these hypotheses and model compression. It can be used to guide the process of compression pruning, and achieve the purpose of model optimization.

### C. Prune Framework

Framework of Pruning of PFGDF. Pruning is a classic approach used for reducing model complexity. Although there are huge differences (such as different criteria in selecting what should be pruned), the overall framework is similar in pruning filters inside a deep neural network. It can be summed up in one sentence: evaluate the importance of each neuron

according to the set criteria, delete those neurons that are considered redundant, and fine-tune the entire network.

But in PFGDF, iterative pruning is adopted. During the pruning process, it is always guaranteed that the performance of the model could be restored to the original level to simplify the model as much as possible. Therefore, Fine-tuning was not necessary. In the next section, we will focus on the part of our dashed box in Fig. 1 and introduce the PFGDF method. Given a model needed to be pruned, it will be pruned layer by layer with autoanalysis. We summarize our framework as follows:

1. **Training the model needed to be pruned.** This step is to train a baseline model. In this step we will obtain a trained model and its accuracy information. The trained model will be used in the pruning process in step 2 to perform model compression. And its accuracy information is used to ensure that the model can restore the original performance during the compression process.

### 2. Iterative pruning.

2.1. **Gaussian analysis of the convolution filter.** Unlike the existing model pruning methods that are the artificial setting of the specified layer  $l$  or the overall pruning ratio  $\alpha$ , we perform a Gaussian distribution analysis to the layer to  $\mathcal{F}_i$ , and the results of the analysis are utilized to guide our pruning of this layer. The key idea is that if we can adopt a subset of filters in layer  $l$  to approximate the all filters in layer  $l$ , and the other filters out of this subset will be safely removed.

2.2. **Pruning weak filters.** Weak filters in layer  $l$ 's and their corresponding channels in layer  $l + 1$  will be pruned away, resulting in a much smaller model compared to the original model. The structure of model after pruning is different from the original before pruning, and has fewer filters and channels. New 3D-filter matrices are created for both the  $l$  and  $l+1$  layer, the remaining filter weights are copied to the new model, and the weights will be reinitialized to restore model performance.

2.3. **Retraining the pruned layer.** Fine-tuning is a necessary operation to restore the model's performance which is destroyed during pruning operations. However, [21] and [22] recent research results indicate that after each pruning, the weight of the remaining nodes is reset to the initialization weight, which can increase the model weight probability of winning. Therefore, retraining operation is utilized so as to better allow the subset of convolution filters in the  $l$  layer to recover the original ability, and in order to remedy for the part of the convolution filters that are useful but pruned away.

### 2.4. Iterate to step 2.1 to prune the next layer until finishing all layer

3. **Fine-tuning for higher performance** It's worth noting that this step is not necessary. Because after the pruning in step 2.4, the pruned model has been able to recover to the same performance as the original model without pruning. The fine-tuning operation is based on the pruning model generated in step 2.4 for further weight parameter adjustment and learning update. This operation hopes that the model after pruning has better reasoning ability.

TABLE I

THE ACCURACY AND PRUNING EFFECT OF VGG-NET ON CIFAR-10 AND CIFAR-100. WE CALCULATE THE FILTERS, FLOPS AND PARAMETERS OF PFGDF FOR VGG-NET. OURS A IS THE RESULT WITHOUT FINE-TUNING TRAINING, AND OURS B IS THE RESULT OF FINE-TUNING FROM OURS A.

Dataset	Model	Result	Accuracy	Filters	Pruned	Parameters	Pruned	FLOPs	Pruned
CIFAR-10	VGG-16	Base	93.25%	4224	-	1.50E+07	-	1.88E+09	-
		ours A	93.48%	1410	66.62%	1.38E+06	90.81%	5.60E+08	70.27%
		ours B	93.63%	-	-	-	-	-	-
	VGG-19	Base	93.45%	5504	-	2.03E+07	-	2.39E+09	-
		ours A	93.46%	1878	55.54%	2.00E+06	90.14%	6.51E+08	72.80%
		ours B	93.73%	-	-	-	-	-	-
CIFAR-100	VGG-16	Base	72.83%	4224	-	1.50E+07	-	1.88E+09	-
		ours A	72.97%	1535	62.38%	1.88E+06	87.52%	7.38E+08	59.82%
		ours B	72.99%	-	-	-	-	-	-
	VGG-19	Base	71.28%	5504	-	2.03E+07	-	2.39E+09	-
		ours A	71.29%	1535	72.11%	1.94E+06	90.49%	7.58E+08	68.34%
		ours B	71.54%	-	-	-	-	-	-

Measured using GTX1080Ti GPUs

#### D. Convolution filter selection

Based on previous analysis, the convolution  $\mathcal{F}_i$  of any layer of the trained baseline model is derived from the distribution  $Q(x)$ . The distribution learned by the model at the  $i$  layer is  $Q_i(x)$ , then (3) at this layer means that the equivalent is:

$$Q_i(x), \quad h(j) \in x, x \in T \quad (4)$$

$T$  is the set of the information learned by the  $i_{th}$  layer convolution filter. Based on hypothesis theory, we implement the cropping of the model, which is to find a subset  $x \in S, S \subseteq T = \{t_1, t_2, \dots, t_{M_i}\}$ . Then we do not need any  $h(j)$  if  $h(j) \notin S$  and these filters will be safely removed without demaging the performance of the model. The problem become the following optimization problem:

$$\arg \min \{Q_i(x), h(j) \in S\} \quad (5)$$

If  $h(j)$  is not close to a certain center of the gaussian distribution, it might be redundant. Therefore, the search for the subset  $S$  is equivalent to deleting the redundant data on the left and right ends of the distribution  $T$ , which is expressed as:

$$\begin{aligned} S &= T - T_{\text{left}} - T_{\text{right}} \\ T_{\text{left}} &= \{t_1, t_2, t_3, \dots, t_m\} \\ T_{\text{right}} &= \{t_{p+1}, t_{p+2}, t_{p+3}, \dots, t_{M_i}\} \end{aligned} \quad (6)$$

Here,  $T = S \cup T_{\text{left}} \cup T_{\text{right}}$ , and  $S \cap T_{\text{left}} \cap T_{\text{right}} = \emptyset$ . It is not easy for us to find  $T_{\text{left}}$  and  $T_{\text{right}}$ . We express (6) equivalently as:

$$\begin{aligned} S &= T_{\text{middle}} \\ T_{\text{middle}} &= \{t_{m+1}, t_{m+2}, t_{m+3}, \dots, t_p\} \end{aligned} \quad (7)$$

According to the hypothesis,  $T_{\text{middle}}$  is distributed near a certain center of the gaussian distribution  $Q_i(x)$ . For further simplification, we approximate that the center is gaussian mean

$\mu$ , so  $T_{\text{middle}}$  belongs to the bilateral symmetrical interval of  $\mu$ . Therefore, equation (5) is simplified to:

$$\arg \min \{Q_i(x), h(j) \in (\mu - \alpha\sigma, \mu + \alpha\sigma)\} \quad (8)$$

It should be noted that the  $h(j)$  of each layer is distributed in  $(\mu - \alpha\sigma, \mu + \alpha\sigma)$ . The numbers on both sides of the interval are not symmetrical.

#### E. Pruning strategy

There are two main types of deep neural network structures: traditional convolutional network structures and the latest structural variants(shortcut block). In the former, the final analysis results are output through FC(Fully Connected Layer), such as the networks AlexNet [23], VGG-Net [1]. The latter such as ResNet [24], GoogleNet [25] and other advanced network structures, adopt the global average pooling layer instead of FC [26], and some novel network blocks are used in the network. For the above two different types of networks, we adopt different pruning methods. For the traditional convolutional network structure, we prune it directly. For the latest structural variants, due to the existence of some special structural connections in its network structure, there are certain restrictions on pruning of PFGDF. For example, the combination between shortcuts needs to maintain the consistency of the number of channels (see [24] for more details). In order to keep the model consistent with the original, we do not prune them but kept some information about these structures. The details of this part are shown in Fig. 4.

## IV. EXPERIMENT

### A. Experimental Settings

**Training setting.** On CIFAR-10, the experimental parameter setting is basically the same as the hyper-parameter setting of [12, 27], and the experimental test is based on the open source model code <sup>1</sup>. In most cases, hyper-parameter

<sup>1</sup><https://github.com/bearpaw/pytorch-classification>

TABLE II

THE ACCURACY AND PRUNING EFFECT OF RESNET ARE SHOWN IN CIFAR-10. WE CALCULATE THE FILTERS, FLOPS AND PARAMETERS FOR RESNET OF DIFFERENT DEPTHS. OURS A IS THE RESULT OF NO FINE-TUNING TRAINING, AND OURS B IS FINE-TUNING RESULT.

Dataset	Model	Result	Accuracy	Filters	Pruned	Parameters	Pruned	FLOPs	Pruned
CIFAR-10	ResNet-20	Base	91.79%	688	-	2.70E+05	-	2.45E+08	-
		ours A	91.85%	634	7.85%	2.27E+05	16.00%	2.04E+08	16.62%
		ours B	91.91%	-	-	-	-	-	-
	ResNet-32	Base	91.97%	1136	-	2.70E+05	-	2.45E+08	-
		ours A	91.99%	887	21.92%	1.22E+05	54.64%	1.41E+08	42.32%
		ours B	92.01%	-	-	-	-	-	-

settings in different models are the default settings, so they are basically the same. All networks are trained for 160 epochs and with batch size 64. The learning rate is set as 0.1, and multiplied 0.1 at the 0.5 times to 0.75 times epochs for each epoch. Similarly, the configuration on the CIFAR-100 is almost the same. Meanwhile, all these networks are optimized by SGD(stochastic gradient decent) with weight decay  $10^{-4}$  and momentum 0.9.

**Prune setting.** In the filter pruning step, PFGDF firstly loads the baseline model completed by training dataset in the training phase, then performs statistical analysis of the data distribution layer by layer, and deletes unimportant convolution filters based on the results of the analysis. Different with other methods [5, 12], the pruning process is automatic with the default pruning parameters (from  $\alpha = 0.3$ ) which is confirmed using a grid algorithm without the need for human intervention. The greedy algorithm strategy is adopted in the process of pruning, and ensuring that the accuracy of the original model can be restore. It is worth noting that the cropping process started from the last layer of the most abstract convolutional layer of semantic information and gradually operates towards the beginning of the network. Each time the pruning completed the specified convolutional layer, we adopt the latest research results of [21] and [22] that is to re-initialize the convolutional layer after pruning, and the other convolutional layers that have not been pruned will keep the original learned parameter, and then train the entire network with pruning process, it is worth noting that the pruning parameters(from default  $\alpha = 0.3$  to the appropriate parameter for the  $l_i$  layer) are implemented based on training dataset, and each layer would get different parameters due to their different distribution characteristics.

If the pruning granularity of the  $l_{i-1}$  layer is so large that the performance of the model of the  $l_i$  layer will not be recovered, PFGDF will automatically adjust the granularity of the last pruning operation in the  $l_{i-1}$  layer and prune again.

### B. Result on VGG

We perform experiments on CIFAR-10 and CIFAR-100. Detail information as shown in Table I. The baseline of VGG-16 achieves the classification accuracy 93.25% on CIFAR-10. Without fine-tuning, the accuracy of PFGDF reach 93.48%, which is higher than the baseline accuracy. 90.81% parameter

information is compressed, and 70.27% FLOPs is cropped. Compared with CIFAR-100, the parameters and the compression of FLOPs on CIFAR-10 are larger. After the pruning, there is no loss of accuracy. The reason was that PFGDF, in the process of pruning, should ensure that the model can restore the performance similar to the original model when pruning each layer. Therefore, fine-tuning of the model after cutting is not necessary, and it will be directly deployed to the corresponding environment. Ours A is the performance of the model after pruning, and ours B is a fine-tuning training from ours A. It will be found that the effect of our B is almost better. Compared to VGG-16, the cutting granularity of VGG-19 on FLOPs is larger, reaching CIFAR-10 and CIFAR-100 to 72.80% and 68.34% respectively. In convolution filter compression, VGG-19 is only better than VGG-16 in CIFAR-100.

### C. Result on ResNet

We also explore the effects of PFGDF on ResNet in Table II. We use ResNet-20 and ResNet-32 as our baseline models. ResNet on the CIFAR-10 dataset have a total of 3 different residual blocks which are 32x32, 16x16, and 8x8 respectively. Each residual block has the same number of convolution filters. In experiment, in order to ensure the integrity of the model structure that the residual block contains a lot of information, PFGDF just prunes the first layer of each residual block, and do not take any action on the first convolution layer.

As shown in Fig. 4. On ResNet-20, the compression effect is not particularly obvious. The compression of parameters and FLOPs is higher than 16%, while the convolution filter only compresses 7.85%. After compression, the accuracy is better than the baseline. In contrast, PFGDF has better compression on ResNet-32. The parameter of 54.64% is pruned, and the FLOPs of 42.32% is compressed.

No matter it is on VGG or ResNet, the PFGDF always guaranteed that the test accuracy of the model is not lower than the original accuracy during pruning, and a good achievement is achieved.

### D. Comparison with Other Method

We compare our experimental results with other state-of-the-art model compression methods. The results show that our experimental results have obvious advantages. The accuracy

TABLE III  
COMPARE VGG NETWORK WITH OTHER METHOD ON CIFAR DATASET.

Dataset	Model	Method	Top-1 Acc.	#Param ↓	#FLOPs ↓
CIFAR-10	VGG-16	WooJeong <i>et al.</i> 2020 [28]	-0.54%	63.7%	-
		Zhao <i>et al.</i> 2019 [29]	-0.07%	73.34%	39.10%
		GAL-0.05, 2019 [30]	+0.19%	77.60%	39.60%
		Huang <i>et al.</i> , 2018 [31]	+0.33%	66.70%	36.30%
		Xu <i>et al.</i> , 2018 [32]	+0.10%	-	61.45%
	<b>our A</b>	<b>+0.23%</b>	<b>90.81%</b>	<b>70.27%</b>	
	<b>our B</b>	<b>+0.38%</b>	<b>90.81%</b>	<b>70.27%</b>	
	VGG-19	Liu <i>et al.</i> , 2017 [15]	-1.33%	80.07%	42.65%
		Wang <i>et al.</i> , 2019 [33]	-0.19%	78.18%	37.13%
		<b>our A</b>	<b>+0.01%</b>	<b>90.14%</b>	<b>72.80%</b>
<b>our B</b>	<b>+0.28%</b>	<b>90.14%</b>	<b>72.80%</b>		
CIFAR-100	VGG-16	Zhao <i>et al.</i> , 2019 [29]	+0.07%	37.87%	18.05%
		Tao <i>et al.</i> , 2020 [34]	-0.42%	-	43.0%
		WooJeong <i>et al.</i> , 2020 [28]	-1.67%	44.0%	-
		<b>our A</b>	<b>+0.07%</b>	<b>87.52%</b>	<b>59.84%</b>
		<b>our B</b>	<b>+0.16%</b>	<b>87.52%</b>	<b>59.84%</b>

The higher the percentage, the better

TABLE IV  
COMPARE RESNET NETWORK WITH OTHER METHOD ON CIFAR DATASET.

Dataset	Model	Method	Top-1 Acc.	#Param ↓	#FLOPs ↓
CIFAR-10	ResNet-20	Zhao <i>et al.</i> , 2019 [29]	-0.35%	20.41%	16.47%
		He <i>et al.</i> , 2018 [11]	+0.04%	-	15.20%
		<b>our A</b>	<b>+0.06%</b>	<b>16.00%</b>	<b>16.62%</b>
		<b>our B</b>	<b>+0.01%</b>	-	-
		He <i>et al.</i> , 2018 [11]	+0.590%	-	14.90%
	ResNet-32	FPGM <i>et al.</i> , 2019 [5]	-0.32%	-	41.5%
		<b>our A</b>	<b>+0.02%</b>	<b>54.64%</b>	<b>42.32%</b>
		<b>our B</b>	<b>+0.04%</b>	-	-

of PFGDF during pruning(our A) always stays above the baseline. This means that there is no loss in performance of the pruned model. After fine-tuning(our B), the accuracy of the model might still be further improved. The search process for compressed hyper-parameter do not need to be determined by human experience, and it is simpler to implement by using a grid search method to determine by a program.

As shown in Table III. For VGG-16 On CIFAR-10, in addition to WooJeong *et al* [28], other compression methods need to make Fine-Tuning to achieve accuracy recovery after pruning the model, and the recovery accuracy is still damaged. And for PFGDF is not necessary. The PFGDF has increased the accuracy of the model to 0.23% after the pruning, exceeding Zhao *et al* [29], GAL-0.05 [30] and Xu *et al* [32]. After fine-tuning on the PFGDF, the accuracy of the model is improved by 0.23%, which is higher than that of WooJeong *et al* [28] and Huang *et al*[31]. In addition, most methods need to provide pruning hyper-parameter through experience, such as Zhao *et al* [29] and WooJeong *et al* [28], while the pruning hyper-parameter in PFGDF is implemented by automation. Furthermore, Zhao *et al* [29] uses the Variational CNN Pruning method to trim redundant channels. Through the significant characteristics of the BN layer distribution, which is similar to our method. The difference is that our pruning method is based on the distribution characteristics of filters itself. For VGG-16 on CIFAR-10, the amount of parameters is reduced by 73.34% and by 39.1% FLOP with Variational CNN Pruning, but the results of PFGDF are much better.

As shown in Table IV. We show the performance of ResNet on CIFAR-10. Similarly, PFGDF on ResNet is better than the method of [29]. There is no loss of accuracy after pruning

but in the fine-tuning stage, the accuracy improved slightly by 0.01% on ResNet-20, which is still better than [29] and [11]. The compression effect of ResNet-32 is very significant, and the amount of parameters and FLOPs exceed 40%.

These results indicate that PFGDF have significant compression acceleration for parameters and FLOPs.

### E. Result on neural style transfer

In this section, we will test whether the pruned model will affect the effect of neural network style transfer, and accelerated results will be report here. We use the baseline model and pruning model of VGG on CIFAR-100 (see Table I for details). Neural style transfer is an algorithm that combines the content of one image with the style of another image using CNN [35]. We take two images, an input image and a content-image, and the algorithm will generate a target image that minimizes the content difference with the content image and the style difference with the style image. We select the feature maps output by the 1st, 3rd, 5th, and 9th convolutional layers of VGG for loss calculation of style transfer. During forward propagation process, we input the content image and the target image to VGG which is pretrained by CIFAR-100 datasets. Then, the specified feature maps will be extracted to minimize the feature maps of the content image and its feature maps with the mean-squared error to compute content loss. For style loss, as the same with content loss, the style image and target image are input into the VGG to generate a texture which match the style of the style image. The target image will be updated by minimizing the mean-squared error through the Gram matrix which are between the style image and the target image.

As shown in Fig. 7. (a) and (c) are the results of neural network style transfer of the baseline model trained on CIFAR-100 by VGG-19 and VGG-16, respectively. Results of (b) and (d) are shown by neural network style transfer of the model of VGG-19 and VGG-16 pruning on CIFAR-100, respectively. Compared with the effect before and after pruning, the overall are generally similar although they have slight differences in effect. The network after pruning has fewer convolution filters than before pruning, meaning that the extracted information of the compressed model will be less when extracting abstract semantic information. In fact, when extracting features, the compressed model is still excellent in neural network style transfer. The experiment show that if the compressed models can restore the same performance as the models before pruning, they still have the generalization ability similar to the models before compression.

### F. Pruning Analysis

As shown in Fig. 5. We show detailed information about the pruning of VGG-19 on the CIFAR-10 dataset. We count the PFGDF's convolution filter information in 16's layers. The trimming occurrence is mainly concentrated in the back end of the network. We guess that part of the reason is that the number of convolution filters on the back of the network are much more than on the front of the network when the network

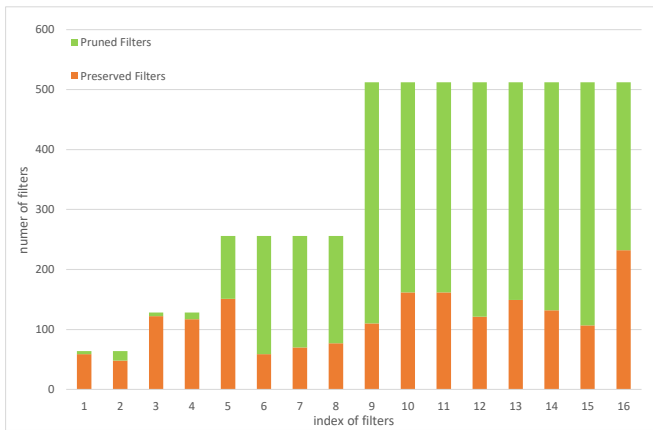


Fig. 5. VGG-19 model convolution filter pruning details on CIFAR-10

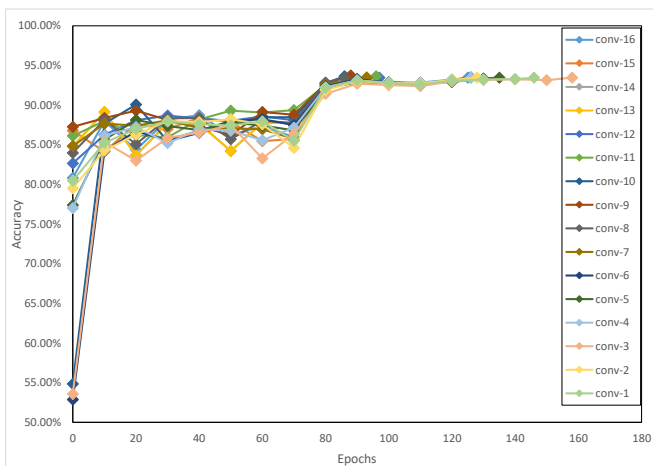


Fig. 6. Accuracy recovery curves of the compression. We reveal the details of the accuracy recovery of the model during the pruning compression of VGG-19 on CIFAR-10.

was designed. PFGDF compresses results shows that these designs has a lot of redundant semantic information. With the network deepening, the number of convolution filters at each layer shows an increasing trend. The numbers retained are more than the number of front-end networks. This means that more abstract semantic information is extracted with the deepening of the network, which is very important for image recognition. We reveal the accuracy recovery details for each layer during the compression.

As shown in Fig. 6. On CIFAR-10, the accuracy curves is showed for VGG-19 whne appropriate compression hyper-parameters are found in each layer. The diagram shows that the convolutional layers at 3, 6, 10 are relatively slow in the early stage of recovery but the others layers after compression are very fast. This shows that the small degree of front-end network compression do not speed up the accuracy recovery of the model, and there is no relationship between them. After compression of almost all convolutional layers, the accuracy of

TABLE V

REALISTIC REASONING FOR ACCELERATION PERFORMANCE. USING MNN REASONING FRAMEWORK, WE TEST THE EXPERIMENTAL RESULTS ON HUAWEI MATE 10, WHICH IS EQUIPPED WITH HISILICON KIRIN970 CPU.

Dataset	Model	Baseline time (MS)	Pruned time(MS)	Realistic Speed-up(%)
CIFAR-10	VGG-16	36.582	5.953	83.73%
	VGG-19	44.73	8.982	79.92%
	ResNet-20	3.19	2.561	19.72%
	ResNet-32	5.214	4.703	9.80%
CIFAR-100	VGG-16	35.84	9.128	74.53%
	VGG-19	45.175	8.031	82.22%

The result of the measurement is the average of 10 inferences on the CPU

the model recovers more than 90% at 80 epochs and is close to the original model performance. Meanwhile, the process of restoration will be ended before the preset 160 epochs, and then the pruning operation of the next layer is entered. This also indicates that the structural information retained by PFGDF has better model performance recovery capabilities.

Futher more, as shown in Table. V, we also report the actual acceleration performance. Using MNN mobile terminal reasoning framework and compiling with armeabi-v7a instructions, we test the realistic acceleration performance on the Hisilicon Kirin970 CPU.

These experiments prove that PFGDF can effectively prune a lot of invalid information in the model and save the others with better characterization capabilities, which can efficiently restore the original performance of the model. The pruned model can achieve significant reasoning acceleration.

## V. CONCLUSION

We propose a pruning filter method via gaussian distribution feature(PFGDF) for removing invalid and cumbersome filters in convolutional neural networks. We extract the distribution features of the trained model and analyze the changes in the convolution filter during the Gaussian distribution. Based on the changing characteristics, we put forward the hypothesis and check the rationality. PFGDF is an automatic iterative pruning method. During the pruning, it is always guaranteed that the compressed model has no performance loss. A grid search algorithm is adopted in the compression for hyper-parameter without human intervention. This also means that fine-tuning after compression is not necessary for PFGDF. If the compressed model is fine-tuned, the performance might still continue to improve. The extensive experiments demonstrate the effectiveness of PFGDF.

## REFERENCES

- [1] K. Simonyan and A. Zisserman, "Very deep convolutional networks for large-scale image recognition," *arXiv preprint arXiv:1409.1556*, 2014. 1, 5
- [2] X. Sun, P. Wu, and S. C. Hoi, "Face detection using deep learning: An improved faster rcnn approach," *Neurocomputing*, vol. 299, pp. 42–50, 2018. 1
- [3] A. Deshmukh and P. Nair, "Yolo: Unified, real-time object detection," 2018. 1






Fig. 7. Compare the effects of model before and after pruning on neural network style transfer. The model before and after pruning of VGG on CIFAR-100 dataset is used for neural network style transfer. (a) and (b) are the results of VGG-19 model before and after pruning respectively. (c) and (d) are the results of VGG-16 model before and after pruning respectively.

- [4] J. G. Robles and J. Vanschoren, “Learning to reinforce learn for neural architecture search,” 2019. 1
- [5] Y. He, P. Liu, Z. Wang, Z. Hu, and Y. Yang, “Filter pruning via geometric median for deep convolutional neural networks acceleration,” in *Proceedings of the IEEE Conference on Computer Vision and Pattern Recognition*, 2019, pp. 4340–4349. 1, 2, 3, 6, 7, 11
- [6] Y. He, X. Zhang, and J. Sun, “Channel pruning for accelerating very deep neural networks,” in *Proceedings of the IEEE International Conference on Computer Vision*, 2017, pp. 1389–1397. 1
- [7] C. Louizos, M. Welling, and D. P. Kingma, “Learning sparse neural networks through  $l_0$  regularization,” *ICLR*, 2018. 1, 2, 3
- [8] M. Zhu and S. Gupta, “To prune, or not to prune: exploring the efficacy of pruning for model compression,” *arXiv preprint arXiv:1710.01878*, 2017.
- [9] S. Han, H. Mao, and W. J. Dally, “Deep compression: Compressing deep neural networks with pruning, trained quantization and huffman coding,” *arXiv preprint arXiv:1510.00149*, 2015. 1, 3
- [10] S. Han, X. Liu, H. Mao, J. Pu, A. Pedram, M. A. Horowitz, and W. J. Dally, “Eie: efficient inference engine on compressed deep neural network,” in *2016 ACM/IEEE 43rd Annual International Symposium on Computer Architecture (ISCA)*. IEEE, 2016, pp. 243–254. 1, 3
- [11] Y. He, G. Kang, X. Dong, Y. Fu, and Y. Yang, “Soft filter pruning for accelerating deep convolutional neural networks,” *arXiv preprint arXiv:1808.06866*, 2018. 1, 2, 7
- [12] H. Li, A. Kadav, I. Durdanovic, H. Samet, and H. P. Graf, “Pruning filters for efficient convnets,” *CoRR*, vol. abs/1608.08710, 2016. [Online]. Available: <http://arxiv.org/abs/1608.08710> 1, 3, 5, 6
- [13] X. Glorot and Y. Bengio, “Understanding the difficulty of training deep feedforward neural networks. 2010,” in *International Conference on Artificial Intelligence and Statistics*, 2018. 2
- [14] K. He, X. Zhang, S. Ren, and J. Sun, “Delving deep into rectifiers: surpassing human-level performance on imagenet classification. arxiv e-prints 2015,” 2018. 2
- [15] Z. Liu, J. Li, Z. Shen, G. Huang, S. Yan, and C. Zhang, “Learning efficient convolutional networks through network slimming,” in *The IEEE International Conference on Computer Vision (ICCV)*, Oct 2017. 2, 7
- [16] S. J. Hanson and L. Y. Pratt, “Comparing biases for minimal network construction with back-propagation,” in *Advances in neural information processing systems*, 1989, pp. 177–185. 2

- [17] Y. LeCun, J. S. Denker, and S. A. Solla, "Optimal brain damage," in *Advances in neural information processing systems*, 1990, pp. 598–605. 2
- [18] B. Hassibi and D. G. Stork, "Second order derivatives for network pruning: Optimal brain surgeon," in *Advances in neural information processing systems*, 1993, pp. 164–171. 2
- [19] S. Han, J. Pool, J. Tran, and W. Dally, "Learning both weights and connections for efficient neural network," in *Advances in neural information processing systems*, 2015, pp. 1135–1143. 3
- [20] V. Sehwag, S. Wang, P. Mittal, and S. Jana, "Hydra: Pruning adversarially robust neural networks," 2020. 3
- [21] J. Frankle and M. Carbin, "The lottery ticket hypothesis: Training pruned neural networks," *CoRR*, vol. abs/1803.03635, 2018. [Online]. Available: <http://arxiv.org/abs/1803.03635> 4, 6
- [22] Z. Liu, M. Sun, T. Zhou, G. Huang, and T. Darrell, "Rethinking the value of network pruning," in *ICLR*, 2019. 4, 6
- [23] A. Krizhevsky, I. Sutskever, and G. E. Hinton, "Imagenet classification with deep convolutional neural networks," in *Advances in neural information processing systems*, 2012, pp. 1097–1105. 5
- [24] K. He, X. Zhang, S. Ren, and J. Sun, "Deep residual learning for image recognition," in *Proceedings of the IEEE conference on computer vision and pattern recognition*, 2016, pp. 770–778. 5
- [25] C. Szegedy, W. Liu, Y. Jia, P. Sermanet, S. Reed, D. Anguelov, D. Erhan, V. Vanhoucke, and A. Rabinovich, "Going deeper with convolutions," in *Proceedings of the IEEE conference on computer vision and pattern recognition*, 2015, pp. 1–9. 5
- [26] M. Lin, Q. Chen, and S. Yan, "Network in network," *arXiv preprint arXiv:1312.4400*, 2013. 5
- [27] C. Szegedy, V. Vanhoucke, S. Ioffe, J. Shlens, and Z. Wojna, "Rethinking the inception architecture for computer vision," in *Proceedings of the IEEE conference on computer vision and pattern recognition*, 2016, pp. 2818–2826. 5
- [28] W. Kim, S. Kim, M. Park, and G. Jeon, "Neuron merging: Compensating for pruned neurons," 2020. 7
- [29] C. Zhao, B. Ni, J. Zhang, Q. Zhao, W. Zhang, and Q. Tian, "Variational convolutional neural network pruning," in *Proceedings of the IEEE Conference on Computer Vision and Pattern Recognition*, 2019, pp. 2780–2789. 7
- [30] S. Lin, R. Ji, C. Yan, B. Zhang, L. Cao, Q. Ye, F. Huang, and D. Doermann, "Towards optimal structured cnn pruning via generative adversarial learning," in *Proceedings of the IEEE Conference on Computer Vision and Pattern Recognition*, 2019, pp. 2790–2799. 7
- [31] Z. Huang and N. Wang, "Data-driven sparse structure selection for deep neural networks," in *Proceedings of the European Conference on Computer Vision (ECCV)*, 2018, pp. 304–320. 7
- [32] K. Xu, X. Wang, Q. Jia, J. An, and D. Wang, "Globally soft filter pruning for efficient convolutional neural networks," 2018. 7
- [33] C. Wang, R. Grosse, S. Fidler, and G. Zhang, "Eigen-damage: Structured pruning in the kronecker-factored eigenbasis," *arXiv preprint arXiv:1905.05934*, 2019. 7
- [34] T. Zhuang, Z. Zhang, Y. Huang, X. Zeng, K. Shuang, and X. Li, "Neuron-level structured pruning using polarization regularizer," *Advances in Neural Information Processing Systems*, vol. 33, 2020. 7
- [35] L. A. Gatys, A. S. Ecker, and M. Bethge, "A neural algorithm of artistic style," 2015. 7

## APPENDIX A

### SUPPLEMENT OF HYPOTHESIS 1: DISTRIBUTION

#### HYPOTHESIS

In this part, we will supplement the rationality of **Hypothesis 1: Distribution Hypothesis**. We have observed the distribution characteristics of the model after convergence in different datasets to explain the rationality of hypothesis 1. In Fig. 3, we show the Gaussian rationality information of VGG-19 after training convergence on the ImageNet LSVRC 2012 dataset. In this supplementary section, we will supplement to show whether it has the same performance under other datasets. Fig. 8 shows the Gaussian rationality information of VGG-19 after CIFAR-100 dataset training convergence. The Gaussian rationality of VGG-19 training convergence on the CIFAR-10 dataset will be shown in Fig. 10. By comparing the Fig. 3, the Fig. 8 and the Fig. 10, We find that the distribution of each layer of convolution filters on the ImageNet LSVRC 2012 dataset is almost near the QQ diagram. Fig. 8 performs worse and Fig. 10 performs the worst. We think this phenomenon may be related to the complexity of the training dataset and the number of convolution filters in each layer. The higher the complexity of the training dataset, there are more convolution filters that need to actively participate in the process of extracting feature information. If the complexity of dataset is lower, there are less convolution filters of each layer that actually participates in the extraction of data feature information. Therefore, the distribution of the QQ diagram will be affected by the convolution filters that have not learned any information or have not learned information that contributes to network reasoning.

In general, most of the convolution filters in convolution neural networks are distributed around QQ diagram. Although we did not conduct further reasonable confidence test, we believe, from the experimental phenomenon, that this hypothesis can be used to guide model compression pruning process, so as to achieve model compression and achieve the purposes of model optimization.

## APPENDIX B

### SUPPLEMENT OF HYPOTHESIS 2: CONVERGENCE

#### HYPOTHESIS

In this section, we will supplement **Hypothesis 2: Convergence Hypothesis** in the paper. We observe the convergence of

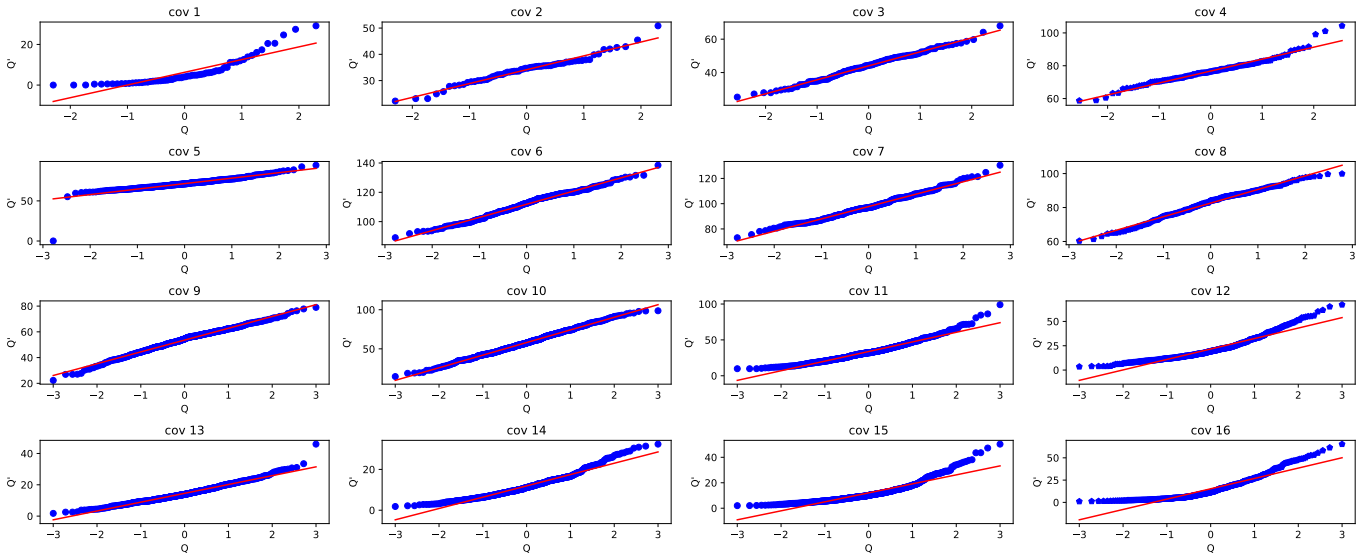


Fig. 8. Illustration of hypothetical rationality. On CIFAR100 dataset, all the convolutional layers of VGG-19 were checked for the rationality of the Gaussian distribution on the QQ diagram. The points corresponding to  $Q - Q'$  are approximately distributed near the straight line.

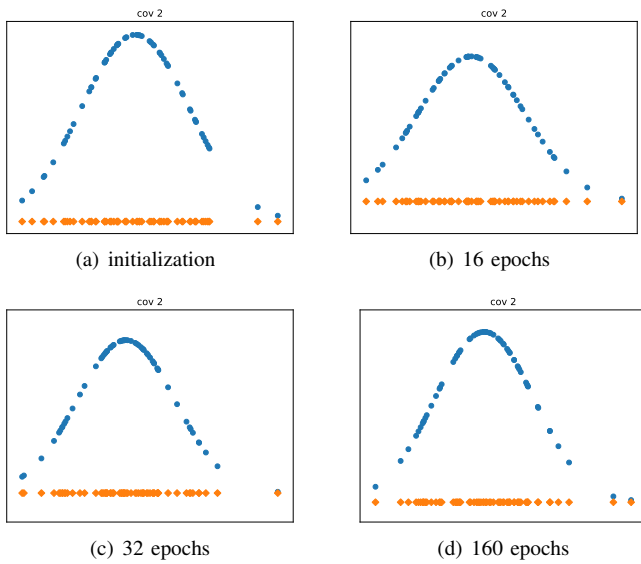


Fig. 9. Illustrating the convolution filter  $f(i, j)$ 's Gaussian distribution during training. In CIFAR-100, the distribution of the second-level convolution filter of VGG-16 during the training processes. Blue: Gaussian distribution characteristics changing. Orange: Density changing.

different network under the 10 classification (CIFAR-10), 100 classification (CIFAR-100) and 1000 classification (ImageNet LSVRC 2012) dataset. They almost have the same convergence characteristics. Here, we supplement the performance of different VGG network structures under the CIFAR-100 dataset. Fig. 9 shows that the distribution of the second-level convolution filters of VGG-16 during the training processes. The distribution of the second-level convolution filters of VGG-19 during the training processes is showed by Fig. 11.

Fig. 9 and Fig.11 show that  $\mathcal{F}_i$  appears to converge to a certain center of the Gaussian distribution during training process. In fact, under the same dataset, the model almost presents this convergence feature during the training process. They are the same in different networks. The distributional features and the normality hold are for different initializations, different learning rate, activation functions, optimizer and etc. From the perspective of different parameter information, the appropriate hyperparameters are to enable the model to converge at the end of training and to learn the sample information of the training dataset. From the perspective of the model training results, when the same model is converged, the weight information of the convolution filters of each layer maybe converge within a certain range, and different hyperparameters almosts hope that the convolution filters of the model can find such weight information. At this point, we find some verification in traditional image processing. Manual design of convolution kernel templates almost obey certain rules. For example, when manually designing low-pass convolution kernel templates, they are usually set to the norm sum of L1-norm empirically.

It should be noted that the phenomenon that the convolution filter converges toward the Gaussian center does not mean that the convolution filter is similar when extracting information. Because These phenomena only indicate convergence information and do not have the similarity feature of the convolution kernel or the similarity information of the feature map. In recent works, the pruning method of geometric median [5] indicates that these convolution filters are similar by calculating their the Euclidean distance, and similar convolution filters can be cut off. However, our method only shows that these convolution filters have convergence phenomena on L1-norm, while convolution filters that cannot converge may be redun-

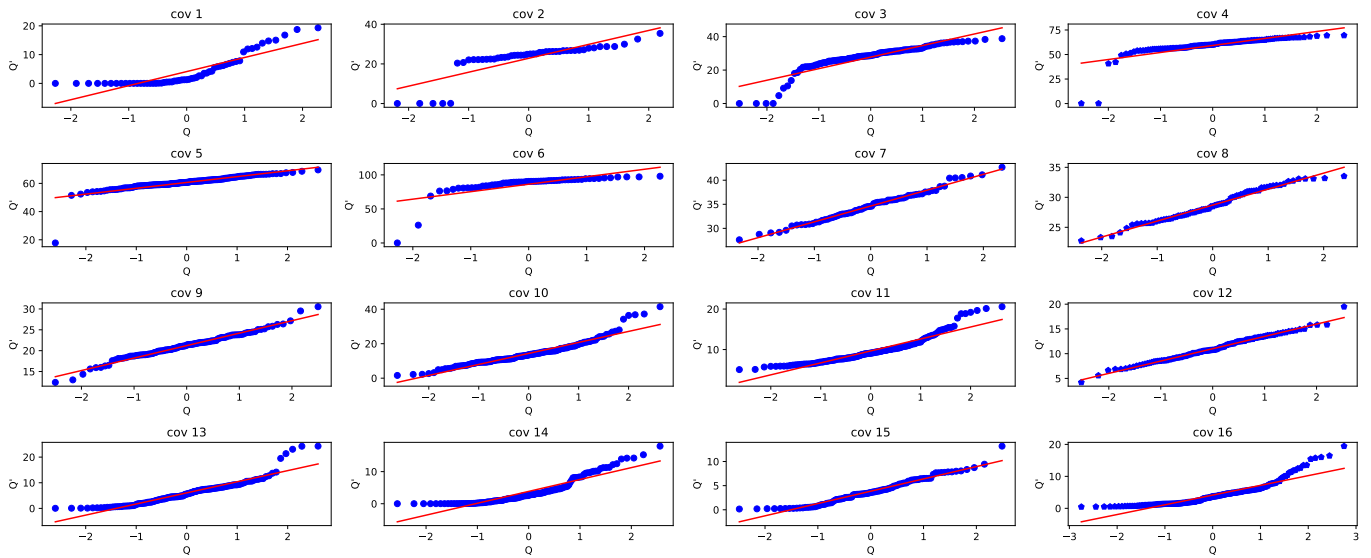


Fig. 10. Illustration of hypothetical rationality. On CIFAR10 dataset, all the convolutional layers of VGG-19 were checked for the rationality of the Gaussian distribution on the QQ diagram. The points corresponding to  $Q - Q'$  are approximately distributed near the straight line.

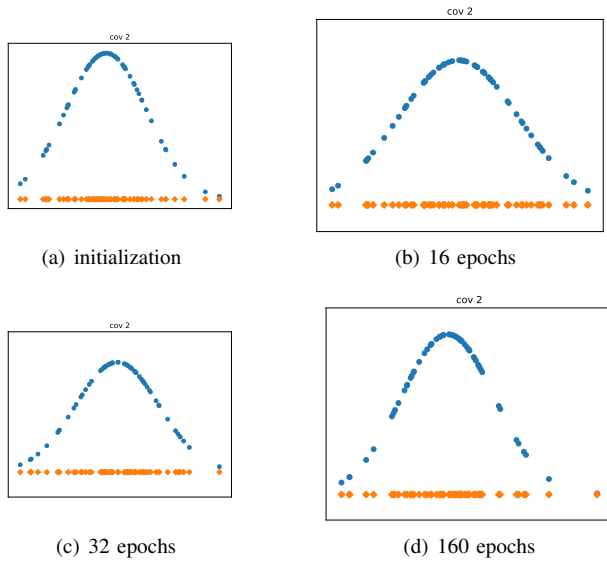


Fig. 11. Illustrating the convolution filter  $f(i, j)$ 's Gaussian distribution during training. In CIFAR-100, the distribution of the second-level convolution filter of VGG-19 during the training processes. Blue: Gaussian distribution characteristics changing. Orange: Density changing.

dant and can be tailored safely. In summary, the rationality of **Hypothesis 2: Convergence Hypothesis** is explained by supplementing the characteristics of different VGG network structures in different datasets, and this hypothesis can be used to guide model compression pruning process, so as to achieve model compression and achieve the purposes of model optimization.