

PFGDF: Pruning Filter via Gaussian Distribution Feature for Deep Neural Networks Acceleration

Jianrong Xu¹, Chao Li^{2*} and Bifeng Cui^{2†}, Kang Yang³
Yongjun Xu⁴

^{1,2}Key Laboratory of Opto-Electronics technology, Ministry of education, Faculty of Information Technology, Beijing University of Technology, China.

^{2*,4}Institute of Computing Technology Chinese Academy of Sciences Beijing, China

³College of Computer Science, Sichuan Normal University, China
Contact Author: jyfootprint@foxmail.com

Abstract

The existence of a lot of redundant information in convolutional neural networks leads to the slow deployment of its equipment on the edge. To solve this issue, we proposed a novel deep learning model compression acceleration method based on data distribution characteristics, namely Pruning Filter via Gaussian Distribution Feature (PFGDF) which was to find the smaller interval of the convolution layer of a certain layer to describe the original on the grounds of distribution characteristics. Compared with previous advanced methods, PFGDF compressed the model by filters with insignificance in distribution regardless of the contribution and sensitivity information of the convolution filter. The pruning process of the model was automated, and always ensured that the compressed model could restore the performance of original model. Notably, on CIFAR-10, PFGDF compressed the convolution filter on VGG-16 by 66.62%, the parameter reducing more than 90%, and FLOPs achieved 70.27%. On ResNet-32, PFGDF reduced the convolution filter by 21.92%. The parameter was reduced to 54.64%, and the FLOPs exceeded 42%.

1 Introduction

In recent years, deep neural networks (DNN) have achieved remarkable performance in various fields, such as image classification [Simonyan and Zisserman, 2014], and face recognition [Sun *et al.*, 2018], etc. These jobs rely on deep networks with millions or even billions of parameters. The availability of GPUs with extremely high computing power plays a key role in their success. These breakthroughs are closely related to the amount of existing training data and more powerful computing resources. However, it is deployed in many deep learning applications (e.g. advertisement ranking, robots and self-driving cars). DNN models are constrained by latency, energy and model size budget. This is

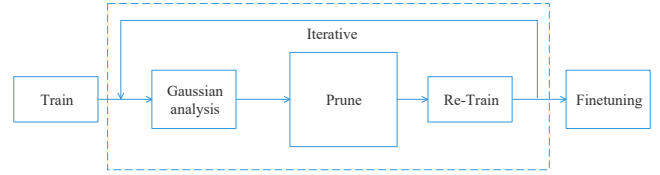


Figure 1: Illustration of iterative filter pruning procedure.

mainly because embedded devices or mobile devices cannot reproduce high computing power resources due to their size, space and other constraints. This makes their computing and storage resources very valuable. Fortunately, many methods [Robles and Vanschoren, 2019; He *et al.*, 2019; He *et al.*, 2017] have been successfully proposed to improve the hardware deployment of neural networks through the model compression. Under the premise of ensuring that the performance of the model is not significantly reduced, the model is compressed and accelerated by cutting the model's redundant parameter information or redundant structural information.

In this work, we proposed the Pruning Filter via Gaussian Distribution Feature (PFGDF) method. This method focused on trimming the model's convolution filter to reduce the model's parameter and FLOPs. Compared with unstructured sparse pruning [Louizos *et al.*, 2018; Zhu and Gupta, 2017; Han *et al.*, 2015a], this method didn't introduce sparseness, so it does not require any special acceleration libraries, such as the BLAS library, nor did it require any special hardware to achieve the final compression and acceleration of the model [Han *et al.*, 2016]. We find that the current advanced model compression methods are more focused on the aspects of smaller-norm-less-important [He *et al.*, 2018b], sensitivity [Li *et al.*, 2016], geometric distance [He *et al.*, 2019], but it lacks evaluation from the characteristic information of the learned model itself. On the other hand, according to the knowledge we have at present, some parameter's distribution methods was adopted during the initialization stage of the model, such as random initialization, Xavier initialization [Glorot and Bengio, 2018], MSRA initialization [He *et al.*, 2018a], which can improve the speed of model train-

*Corresponding author

†Chao Li and Bifeng Cui are co-second authors of the article

ing convergence and the performance of the model network. The converged model (like the initialization process) may also meet certain convergence feature distribution information. Based on this consideration, we had carried out related pruning and compression work. We proposed a model compression algorithm based on the distribution features of trained model, named Pruning Filter via Gaussian Distribution Feature (PFGDF). Different from the current methods, the process was based on features, the pruning process was automated without the need to manually set relevant compression hyper-parameter information. Specifically, our method was a coupled pruning operation. The trained model was analyzed layer-by-layer with distribution characteristics to ensure that the model could recover the performance of original model as much as possible to cut out convolution filters that was not significantly distributed on this layer. This meant that the performance of the pruned model would not be lower than that of the original model, and fine-tuning was not necessary. The implementation process was shown in Figure 1.

Contributions. We had four contributions:

- A neural network model compression method based on the Gaussian Distribution Feature was proposed to prune the redundant convolution filter in the deep learning, retaining the information that could better describe the model convolution filter.
- The trained model parameter information met a certain statistical distribution rule. During the training process, the distribution of weight information was always adjusted. After achieving fine inference performance at the end, the distribution of parameter information always obeyed a certain statistical distribution.
- The method was automated and had no hyper-parameter information that needed to be manually adjusted. The parameter were obtained by searching during the pruning process, which did not need to be determined manually based on experience. Compared with other methods, the method was to extract the statistical performance characteristics of the model and performed the model compression, so that it was easier to implement.
- After pruning the model, fine-tuning was not necessary. Even without fine-tuning, the pruned model still had similar reasoning performance. If the model was fine-tuned, the accuracy of the final model might still improve.

2 Related work

Network Pruning. It is mainly used to solve the complexity of the model, the cost of calculation of the model and to some extent can reduce the over-fitting issue of the model. The process of network pruning can be divided into three steps: Train, Prune, and Fine-tuning.

Currently in the field of pruning, related methods can be roughly divided into two categories: unstructured pruning and structured pruning. [Hanson and Pratt, 1989; LeCun *et al.*, 1990; Hassibi and Stork, 1993; Han *et al.*, 2015b; Han *et al.*, 2015a; Louizos *et al.*, 2018] focus on pruning unstructured pruning. [Han *et al.*, 2015b] proposes to prune network weights with small magnitude, and the technique is further incorporated into the “Deep Compression” pipeline

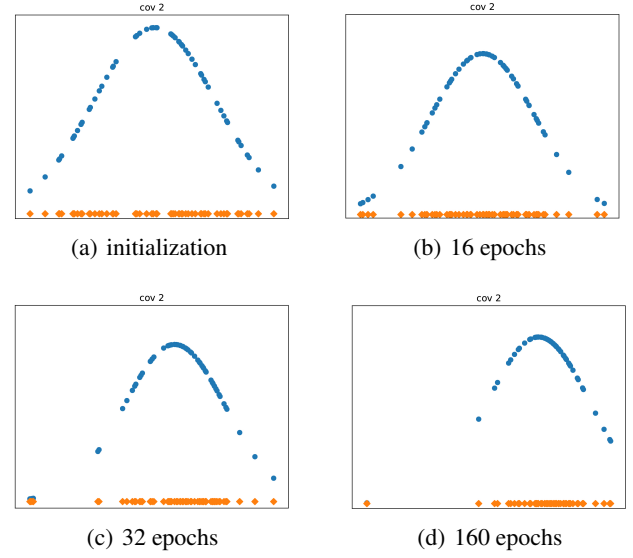


Figure 2: Illustrating the convolution filter $f(i, j)$ ’s Gaussian distribution during training. In CIFAR-10, the distribution of the second-level convolution filter of VGG-16 during the training processes. Blue: Gaussian distribution characteristics changing. Orange: Density changing.

([Han *et al.*, 2015a]) to obtain highly compressed models. [Louizos *et al.*, 2018] proposes to encourage the model to become more sparse in the training process by introducing L0 regular terms to the objective function and designing the HARD CONCRETE DISTRIBUTION method during model training. In contrast, structured pruning methods prune [Li *et al.*, 2016; He *et al.*, 2019; He *et al.*, 2018b; Lin *et al.*, 2019] at the level of channels or even layers. [Li *et al.*, 2016] uses the lasso regression method to guide the model weight sparseness, tailor the sparse channel to achieve the compression of the model, and transform the pruning compression problem into an optimization problem. [He *et al.*, 2019] calculates the distance between a filter and the center of the filter to determine whether the filter should be pruned. The method is a norm-independent filter evaluation method FPGM, which breaks the limitations of norm-based criterion.

Discussion. Compared with structured pruning, unstructured pruning compresses the model by changing the unimportant weight parameter of the model to zero and making the model sparse. It does not directly compress and accelerate the model so that it requires a special hardware/librarie [Han *et al.*, 2016].

3 Method

3.1 Preliminaries

Symbols and notations in this subsection were formally introduced. Suppose a neural network had L layers. N_i and N_{i+1} ($1 \leq i+1 \leq L$) were represented as the i_{th} layer input and output channel information. M_i was expressed as the total number of convolution filters in the i_{th} layer. The height and width of the input feature map at level N_i were

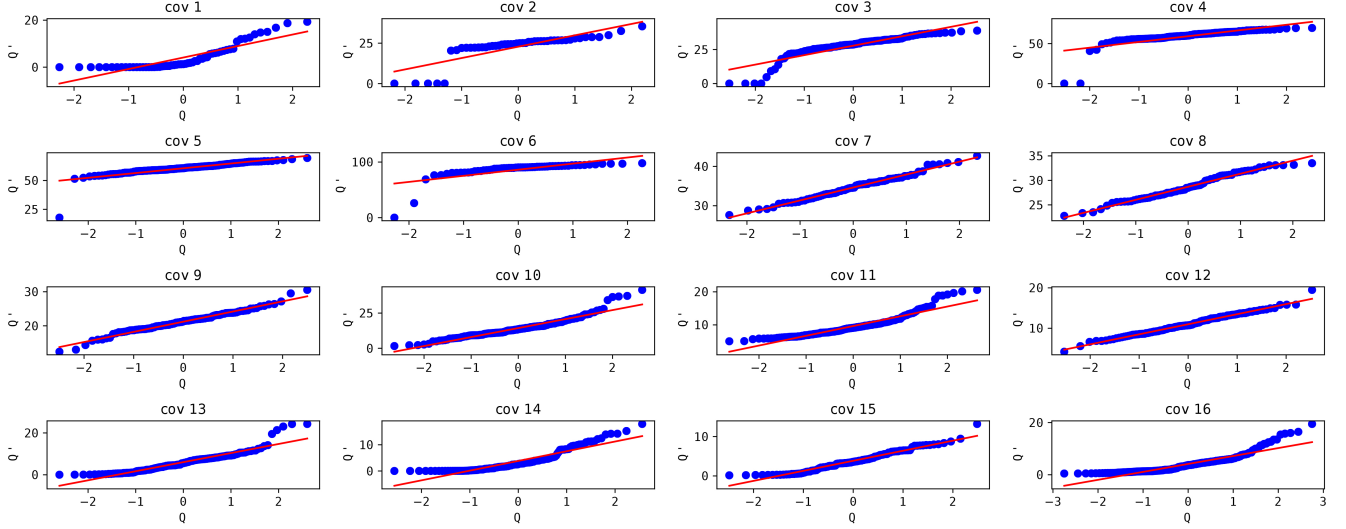


Figure 3: Illustration of hypothetical rationality. On CIFAR-10, all the convolutional layers of VGG-19 were checked for the rationality of the Gaussian distribution on the QQ diagram. The points corresponding to $Q - Q'$ are approximately distributed near the straight line.

Algorithm 1 A algorithm for minimizing Eq. 8.

Input: Training set $\{(x_i, y_i)\}$

Parameter: auto-prune parameter α

Output: The compact model

```

1: Compute layers L
2:  $\alpha \leftarrow \text{default}$ 
3:  $\text{prune\_layer} \leftarrow 0$ 
4: while  $\text{each\_layer\_index} \in L$  do
5:   for  $\text{prune\_layer} \in T$  do
6:     Compute  $\mu, \sigma$ 
7:     Gauss analysis
8:     Find  $h(j)$  filters that satisfy 8
9:   end for
10:  Re-train
11:  if  $\text{pruned\_acc} \geq \text{original\_acc}$  then
12:     $\text{each\_layer\_index} \leftarrow +1$ 
13:     $\alpha \leftarrow \text{default}$ 
14:  else
15:    Adjust  $\alpha$ 
16:  end if
17: end while

```

represented as h_i/w_i . The convolutional layer of this layer converted the input feature map $x_i \in \mathbb{R}^{N_i * h_i * w_i}$ into the output feature map $x_{i+1} \in \mathbb{R}^{N_{i+1} * h_{i+1} * w_{i+1}}$. The 3D convolution filter acting on the N_i input channel was represented as $\mathcal{F}_{i,j} \in \mathbb{R}^{N_i * k * k}$. Each convolution filter consisted of 2D convolution kernel $\mathcal{K} \in k * k$ (e.g., $5 * 5$). The $L1$ norm of each convolution filter was expressed as

$$f(i, j) = |\mathcal{F}_{i,j}| \quad (1)$$

The convolution filter of this layer could be expressed as

$$\mathcal{F}_i = \{f(i, j)\} \quad (2)$$

3.2 Analysis and Hypothesis

We found in the course of the experiment that the trained baseline model, the $L1$ norm $f(i, j)$ of any layer of the convolution filter of N_i , met certain statistical characteristics in the distribution. We made $f(i, j) \in x$, took $Q(x)$ as a Gaussian function, then we had

$$Q(x) = \frac{1}{\sigma \sqrt{2\pi}} e^{-\frac{(x-\mu)^2}{2\sigma^2}}, \quad x \sim \mathcal{N}(\mu, \sigma) \quad (3)$$

Before and after training, the model showed the following characteristics on the Gaussian distribution function, as shown in Figure 2:

1. With the model training, \mathcal{F}_i appeared sparsely distributed at both ends of the Gaussian function.

2. \mathcal{F}_i appeared to converge to a certain center of the Gaussian distribution.

Based on such characteristics, we made the following assumptions:

Hypothesis 1: Distribution Hypothesis. \mathcal{F}_i of any convolutional layer of the model obeyed Gaussian distribution.

Hypothesis 2: Convergence Hypothesis. Based on hypothesis 1, we thought that during training, \mathcal{F}_i should converge to a center of the Gaussian distribution, and the convolution filter that couldn't converge to it might be redundant. The information could be compressed, and the convolution filter $f(i, j)$ distributed near the center had better learning ability. During the retraining phase, the convolution filter $f(i, j)$ distributed in the center was re-learned. It could re-learn the convolution filter that was considered redundant but it was actually an effective convolution filter information.

Based on the above hypothesis theory, we thought that there always existed an interval $[a, b]$ containing important information in the convolution layer, and the convolution filter $f(i, j)$ outside this interval was the filter that could be pruned,

and the wrongly pruned convolution filter could be relearned by the filter in the interval $[a, b]$ during the re-training.

Rationality of the distribution hypothesis. We performed a rough verification of the convolution filter distribution of each layer. In the paper, we showed the rationality of the convolutional layers of VGG-19 on the Gaussian distribution, as shown in Figure 3. We found that the convolution filters of these layers were approximately distributed near a straight line. A few convolution filters had large deviations at both ends of the line. But in the overall data, they were always distributed near the straight line. So we had reason to believe that the assumptions were reasonable.

3.3 Convolution filter selection

Based on previous analysis, the convolution \mathcal{F}_i of any layer of the trained baseline model was derived from the distribution $Q(x)$. The distribution learned by the model at the i layer was $Q_i(x)$, then Eq. 3 at this layer meant that the equivalent was:

$$Q_i(x), \quad h(j) \in x, x \in T \quad (4)$$

T was the set of the information learned by the i_{th} layer convolution filter. Based on hypothesis theory, we implemented the pruning of the model, which was to find a subset $x \in S, S \subseteq T = \{t_1, t_2, \dots, t_{M_i}\}$. Then we did not need any $h(j)$ if $h(j) \notin S$ and these filters could be safely removed without demaging the performance of the model. The problem became the following optimization problem:

$$\arg \min \{Q_i(x), h(j) \in S\} \quad (5)$$

If $h(j)$ was not close to a certain center of the gaussian distribution, it might be redundant. Therefore, the search for the subset S was equivalent to deleting the redundant data on the left and right ends of the distribution T , which was expressed as:

$$\begin{aligned} S &= T - T_{\text{left}} - T_{\text{right}} \\ T_{\text{left}} &= \{t_1, t_2, t_3, \dots, t_m\} \\ T_{\text{right}} &= \{t_{p+1}, t_{p+2}, t_{p+3}, \dots, t_{M_i}\} \end{aligned} \quad (6)$$

Here, $T = S \cup T_{\text{left}} \cup T_{\text{right}}$, and $S \cap T_{\text{left}} \cap T_{\text{right}} = \emptyset$. It was not easy for us to find T_{left} and T_{right} . We expressed Eq. 6 equivalently as:

$$\begin{aligned} S &= T_{\text{middle}} \\ T_{\text{middle}} &= \{t_{m+1}, t_{m+2}, t_{m+3}, \dots, t_p\} \end{aligned} \quad (7)$$

According to the hypothesis, T_{middle} was distributed near a certain center of the gaussian distribution $Q_i(x)$. For further simplification, we approximated that the center was gaussian mean μ , so T_{middle} belonged to the bilateral symmetrical interval of μ . Therefore, Eq.5 was simplified to:

$$\arg \min \{Q_i(x), h(j) \in (\mu - \alpha\sigma, \mu + \alpha\sigma)\} \quad (8)$$

It should be noted that the $h(j)$ of each layer was distributed in $(\mu - \alpha\sigma, \mu + \alpha\sigma)$. The numbers on both sides of the interval were not symmetrical.

4 Experiment

Prune setting. In the filter pruning step, PFGDF firstly loaded the baseline model completed in the training phase,

then performed statistical analysis of the data distribution layer by layer, and deleted unimportant convolution filters based on the results of the analysis. Different with other methods [He *et al.*, 2019; Li *et al.*, 2016], the pruning process was automatic with the default pruning parameters (from $\alpha = 0.3$) which was confirmed using a grid algorithm without the need for human intervention. The greedy algorithm strategy was adopted in the process of pruning, and ensuring that the accuracy of the original model could be restore. It was worth noting that the pruning process started from the last layer of the most abstract convolutional layer of semantic information and gradually operated towards the beginning of the network. Each time the pruning completed the specified convolutional layer, we adopted the latest research results of [Frankle and Carbin, 2018] and [Liu *et al.*, 2019] that is to re-initialize the convolutional layer after pruning, and the other convolutional layers that had not been pruned would keep the original learned parameter, and then trained the entire network. During the pruning process, if the pruning granularity of the l_{i-1} layer was so large that the performance of the model of the l_i layer could not be recovered, PFGDF would automatically adjust the granularity of the last pruning operation in the l_{i-1} layer and prune again.

4.1 Result on VGG

We performed experiments on CIFAR-10 and CIFAR-100. Detail information as shown in the table 1. The baseline of VGG-16 achieved the classification accuracy 93.25% on CIFAR-10. Without fine-tuning, the accuracy of PFGDF reached 93.48%, which was higher than the baseline accuracy. 90.81% parameter information was compressed, and 70.27% FLOPs was pruned. Compared with CIFAR-100, the parameters and the compression of FLOPs on CIFAR-10 were larger. After the pruning, there was no loss of accuracy. The reason was that PFGDF, in the process of pruning, should ensure that the model can restore the performance similar to the original model when pruning each layer. Therefore, fine-tuning of the model after cutting was not necessary, and it could be directly deployed to the corresponding environment. Ours A was the performance of the model after pruning, and ours B was a fine-tuning training from ours A. It could be found that the effect of our B was almost better. Compared to VGG-16, the cutting granularity of VGG-19 on FLOPs was larger, reaching CIFAR-10 and CIFAR-100 to 72.80% and 68.34% respectively. In convolution filter compression, VGG-19 was only better than VGG-16 in CIFAR-100.

4.2 Result on ResNet

We also explored the effects of PFGDF on ResNet. We used ResNet-20 and ResNet-32 as our baseline models. ResNet on the CIFAR-10 dataset has a total of 3 different residual blocks which are 32x32, 16x16, and 8x8 respectively. Each residual block has the same number of convolution filters. In experiment, in order to ensure the integrity of the model structure that the residual block contains a lot of information, PFGDF just pruned the first layer of each residual block, and did not take any action on the first convolution layer. As shown in Figure 2. On ResNet-20, the compression effect was not particularly obvious. The compression of parameters

Dataset	Model	Result	Accuracy	Filters	Pruned	Parameters	Pruned	FLOPs	Pruned
CIFAR-10	VGG-16	Base	93.25%	4224	-	1.50E+07	-	1.88E+09	-
		ours A	93.48%	1410	66.62%	1.38E+06	90.81%	5.60E+08	70.27%
		ours B	93.63%	-	-	-	-	-	-
	VGG-19	Base	93.45%	5504	-	2.03E+07	-	2.39E+09	-
		ours A	93.46%	1878	55.54%	2.00E+06	90.14%	6.51E+08	72.80%
		ours B	93.73%	-	-	-	-	-	-
CIFAR-100	VGG-16	Base	72.83%	4224	-	1.50E+07	-	1.88E+09	-
		ours A	72.97%	1535	62.38%	1.88E+06	87.52%	7.38E+08	59.82%
		ours B	72.99%	-	-	-	-	-	-
	VGG-19	Base	71.28%	5504	-	2.03E+07	-	2.39E+09	-
		ours A	71.29	1535	72.11%	1.94E+06	90.49%	7.58E+08	68.34%
		ours B	71.54%	-	-	-	-	-	-

Table 1: The accuracy and pruning effect of VGG-NET on CIFAR-10 and CIFAR-100. We calculated the filters, FLOPs and parameters of PFGDF for VGG-NET. Ours A was the result without fine-tuning training, and Ours B was the result of fine-tuning from ous A.

Model	Result	Accuracy	Filters	Pruned	Parameters	Pruned	FLOPs	Pruned
ResNet-20	Base	91.79%	688	-	2.70E+05	-	2.45E+08	-
	ours A	91.85%	634	7.85%	2.27E+05	16.00%	2.04E+08	16.62%
	ours B	91.80%	-	-	-	-	-	-
ResNet-32	Base	91.97%	1136	-	2.70E+05	-	2.45E+08	-
	ours A	91.99%	887	21.92%	1.22E+05	54.64%	1.41E+08	42.32%
	ours B	92.01%	-	-	-	-	-	-

Table 2: The accuracy and pruning effect of ResNet in CIFAR-10. We calculated the filters, FLOPs and parameters for ResNet of different depths. Ours A was the result of no fine-tuning training, and Ours B was fine-tuning result.

Dataset	Model	Method	Top-1 Acc.	#Param ↓	#FLOPs ↓
CIFAR-10	VGG-16	[Li <i>et al.</i> , 2016]	+0.15%	64.00%	34.20%
		[Zhao <i>et al.</i> , 2019]	-0.07%	73.34%	39.10%
		GAL-0.05 [Lin <i>et al.</i> , 2019]	+0.19%	77.60%	39.60%
		GAL-0.1 [Lin <i>et al.</i> , 2019]	+0.54%	82.20%	45.20%
		[Huang and Wang, 2018]	+0.33%	66.70%	36.30%
		[Huang and Wang, 2018]	+0.94%	73.80%	41.60%
		[Xu <i>et al.</i> , 2018]	+0.10%	-	61.45%
		[Liu <i>et al.</i> , 2017]	-0.14%	88.50%	51.00%
		ours A	+0.23%	90.81%	70.27%
		ours B	+0.38%	90.81%	70.27%
	VGG-19	[Liu <i>et al.</i> , 2017]	-1.33%	80.07%	42.65%
		[Wang <i>et al.</i> , 2019]	-0.19%	78.18%	37.13%
		ours A	+0.01%	90.14%	72.80%
		ours B	+0.28%	90.14%	72.80%
CIFAR-100	VGG-16	[Zhao <i>et al.</i> , 2019]	+0.07%	37.87%	18.05%
		ours A	+0.07%	87.52%	59.84%
		ours B	+0.16%	87.52%	59.84%

Table 3: Compare VGG network with other method on CIFAR dataset.

and FLOPs was higher than 16%, while the convolution filter only compresses 7.85%. After compression, the accuracy was better than the baseline. In contrast, PFGDF achieved better compression on ResNet-32. The parameter of 54.64% was pruned, and the FLOPs of 42.32% was compressed. In brief, the PFGDF always guaranteed that the test accuracy of the model was not lower than the original accuracy during pruning, and a better achievement was achieved.

4.3 Comparison with Other Method

As shown in Table 3. We compared our experimental results with other advanced model compression methods. There were some obvious advantages. The accuracy of PFGDF dur-

Model	Method	Top-1 Acc.	#Param ↓	#FLOPs ↓
ResNet-20	[Zhao <i>et al.</i> , 2019]	-0.35%	20.41%	16.47%
	[He <i>et al.</i> , 2018b]	+0.04%	-	15.20%
	ours A	+0.06%	16.00%	16.62%
	ours B	+0.01%	-	-
ResNet-32	[He <i>et al.</i> , 2018b]	+0.590%	-	14.90%
	ours A	+0.02%	54.64%	42.32%
	ours B	+0.04%	-	-

Table 4: Compare ResNet network with other method on CIFAR dataset.

ing pruning always stayed above the baseline. This meant that there was no loss in performance of the pruned model. After fine-tuning, the accuracy of the model might still be further improved. The search process for compressed hyperparameter did not need to be determined by human experience, and it was simpler to implement by using a grid search method to determine by a program. [Zhao *et al.*, 2019] used the Variational CNN Pruning method to trim redundant channels through the significant characteristics of the BN layer distribution, which was similar to our method. The difference was that the method in the paper was based on the distribution characteristics of filters itself. For VGG-16 on CIFAR-10, the amount of parameters was reduced by 73.34% and by 39.1% FLOP with Variational CNN Pruning, but the results of PFGDF were much better. 88.50% parameter and

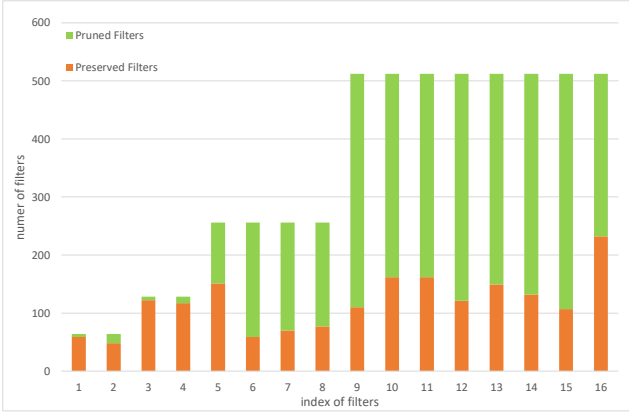


Figure 4: VGG-19 model convolution filter pruning details on CIFAR-10

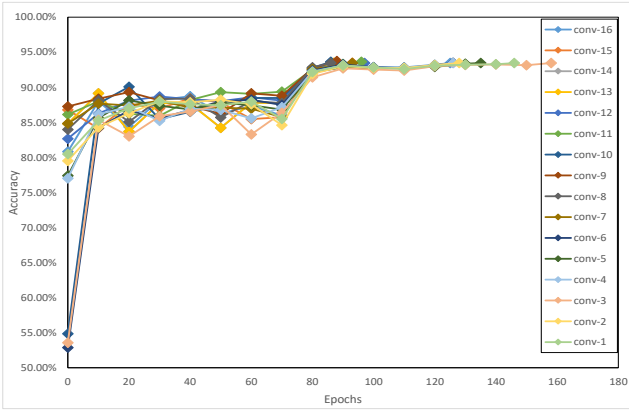


Figure 5: Accuracy recovery curves of the compression. We revealed the details of the accuracy recovery of the model during the pruning compression of VGG-19 on CIFAR-10.

51.00% FLOPs were compressed by [Liu *et al.*, 2017]. In contrast, the compression of parameter had reached a consequence similar to PFGDF, but the effect of compression of FLOPs was lower than PFGDF approximately 20% and its accuracy had dropped by 0.14%. On CIFAR-100, compression results of PFGDF on VGG-16 were also very significant compared with other methods.

The performance of ResNet on CIFAR-10 was shown in Table 4. Similarly, PFGDF on ResNet was better than the method of [Zhao *et al.*, 2019]. There was no loss of accuracy after pruning but in the fine-tuning stage, the accuracy improved slightly by 0.01% on ResNet-20, which was still better than [Zhao *et al.*, 2019] and [He *et al.*, 2018b]. The compression effect of ResNet-32 was very significant, and the amount of parameters and FLOPs exceeded 40%. These results indicated that PFGDF had significant compression acceleration for parameters and FLOPs.

4.4 Pruning Analysis

As shown in Figure 4. We showed detailed information about the pruning of VGG-19 on the CIFAR-10 dataset. We counted the PFGDF’s convolution filter information in 16’s layers. The trimming occurrence was mainly concentrated in the back end of the network. We guessed that part of the reason was that the number of convolution filters on the back of the network were much more than on the front of the network when the network was designed. PFGDF compressed results showed that these designs has a lot of redundant semantic information. With the network deepening, the number of convolution filters at each layer showed an increasing trend. The number retained was more than the number of front-end networks. This meant that more abstract semantic information was extracted with the deepening of the network, which was very important for image recognition. We revealed the accuracy recovery details for each layer during the compression. As shown in Figure 4. On CIFAR-10, the accuracy curves was showed for VGG-19 when appropriate compression hyper-parameters were found in each layer. The diagram showed that the convolutional layers at 3, 6, 10 were relatively slow in the early stage of recovery but the others layers after compression were very fast. This showed that the small degree of front-end network compression did not speed up the accuracy recovery of the model, and there was no relationship between them. After compression of almost all convolutional layers, the accuracy of the model recovered more than 90% at 80 epochs and was close to the original model performance. Meanwhile, the process of restoration could be ended before the preset 160 epochs, and then the pruning operation of the next layer was entered. This also indicated that the structural information retained by PFGDF had better model performance recovery capabilities. These experiments proved that PFGDF could effectively prune a lot of invalid information in the model and saved the others with better characterization capabilities, which could efficiently restored the original performance of the model. Further more, some of parameters and activations in deep model are invalid and cumbersome in deep model.

5 Conclusion

We proposed a pruning filter method via gaussian distribution feature(PFGDF) for removing invalid and cumbersome filters in convolutional neural networks. We extracted the distribution features of the trained model and analyzed the changes in the convolution filter during the Gaussian distribution. Based on the changing characteristics, we put forward the hypothesis and check the rationality. PFGDF was an automatic iterative pruning method. During the pruning, it was always guaranteed that the compressed model had no performance loss. A grid search algorithm was adopted in the compression for hyper-parameter without human intervention. This also meant that fine-tuning after compression was not necessary for PFGDF. If the compressed model was fine-tuned, the performance might still continue to improve. The extensive experiments demonstrated the effectiveness of PFGDF. In future research apart from pruning, we thought that the distribution characteristics of the model could be used to explain

the reason for the effective initialization of the model, and to find a better initialization method to speed up the training of the model and the phenomenon was expected to be used in the model’s interpretability.

References

- [Frankle and Carbin, 2018] Jonathan Frankle and Michael Carbin. The lottery ticket hypothesis: Training pruned neural networks. *CoRR*, abs/1803.03635, 2018. 4
- [Glorot and Bengio, 2018] X Glorot and Y Bengio. Understanding the difficulty of training deep feedforward neural networks. 2010. In *International Conference on Artificial Intelligence and Statistics*, 2018. 1
- [Han et al., 2015a] Song Han, Huizi Mao, and William J Dally. Deep compression: Compressing deep neural networks with pruning, trained quantization and Huffman coding. *arXiv preprint arXiv:1510.00149*, 2015. 1, 2
- [Han et al., 2015b] Song Han, Jeff Pool, John Tran, and William Dally. Learning both weights and connections for efficient neural network. In *Advances in neural information processing systems*, pages 1135–1143, 2015. 2
- [Han et al., 2016] Song Han, Xingyu Liu, Huizi Mao, Jing Pu, Ardavan Pedram, Mark A Horowitz, and William J Dally. Eie: efficient inference engine on compressed deep neural network. In *2016 ACM/IEEE 43rd Annual International Symposium on Computer Architecture (ISCA)*, pages 243–254. IEEE, 2016. 1, 2
- [Hanson and Pratt, 1989] Stephen José Hanson and Lorien Y Pratt. Comparing biases for minimal network construction with back-propagation. In *Advances in neural information processing systems*, pages 177–185, 1989. 2
- [Hassibi and Stork, 1993] Babak Hassibi and David G Stork. Second order derivatives for network pruning: Optimal brain surgeon. In *Advances in neural information processing systems*, pages 164–171, 1993. 2
- [He et al., 2017] Yihui He, Xiangyu Zhang, and Jian Sun. Channel pruning for accelerating very deep neural networks. In *Proceedings of the IEEE International Conference on Computer Vision*, pages 1389–1397, 2017. 1
- [He et al., 2018a] K He, X Zhang, S Ren, and J Sun. Delving deep into rectifiers: surpassing human-level performance on imagenet classification. *arXiv e-prints* 2015, 2018. 1
- [He et al., 2018b] Yang He, Guoliang Kang, Xuanyi Dong, Yanwei Fu, and Yi Yang. Soft filter pruning for accelerating deep convolutional neural networks. *arXiv preprint arXiv:1808.06866*, 2018. 1, 2, 5, 6
- [He et al., 2019] Yang He, Ping Liu, Ziwei Wang, Zhilan Hu, and Yi Yang. Filter pruning via geometric median for deep convolutional neural networks acceleration. In *Proceedings of the IEEE Conference on Computer Vision and Pattern Recognition*, pages 4340–4349, 2019. 1, 2, 4
- [Huang and Wang, 2018] Zehao Huang and Naiyan Wang. Data-driven sparse structure selection for deep neural networks. In *Proceedings of the European Conference on Computer Vision (ECCV)*, pages 304–320, 2018. 5
- [LeCun et al., 1990] Yann LeCun, John S Denker, and Sara A Solla. Optimal brain damage. In *Advances in neural information processing systems*, pages 598–605, 1990. 2
- [Li et al., 2016] Hao Li, Asim Kadav, Igor Durdanovic, Hanan Samet, and Hans Peter Graf. Pruning filters for efficient convnets. *CoRR*, abs/1608.08710, 2016. 1, 2, 4, 5
- [Lin et al., 2019] Shaohui Lin, Rongrong Ji, Chenqian Yan, Baochang Zhang, Liujuan Cao, Qixiang Ye, Feiyue Huang, and David Doermann. Towards optimal structured CNN pruning via generative adversarial learning. In *Proceedings of the IEEE Conference on Computer Vision and Pattern Recognition*, pages 2790–2799, 2019. 2, 5
- [Liu et al., 2017] Zhuang Liu, Jianguo Li, Zhiqiang Shen, Gao Huang, Shoumeng Yan, and Changshui Zhang. Learning efficient convolutional networks through network slimming. In *The IEEE International Conference on Computer Vision (ICCV)*, Oct 2017. 5, 6
- [Liu et al., 2019] Zhuang Liu, Mingjie Sun, Tinghui Zhou, Gao Huang, and Trevor Darrell. Rethinking the value of network pruning. In *ICLR*, 2019. 4
- [Louizos et al., 2018] Christos Louizos, Max Welling, and Diederik P Kingma. Learning sparse neural networks through L_0 regularization. *ICLR*, 2018. 1, 2
- [Robles and Vanschoren, 2019] J. Gomez Robles and J. Vanschoren. Learning to reinforcement learn for neural architecture search, 2019. 1
- [Simonyan and Zisserman, 2014] Karen Simonyan and Andrew Zisserman. Very deep convolutional networks for large-scale image recognition. *arXiv preprint arXiv:1409.1556*, 2014. 1
- [Sun et al., 2018] Xudong Sun, Pengcheng Wu, and Steven CH Hoi. Face detection using deep learning: An improved faster rcnn approach. *Neurocomputing*, 299:42–50, 2018. 1
- [Wang et al., 2019] Chaoqi Wang, Roger Grosse, Sanja Fidler, and Guodong Zhang. Eigendamage: Structured pruning in the kronecker-factored eigenbasis. *arXiv preprint arXiv:1905.05934*, 2019. 5
- [Xu et al., 2018] Ke Xu, Xiaoyun Wang, Qun Jia, Jianjing An, and Dong Wang. Globally soft filter pruning for efficient convolutional neural networks. 2018. 5
- [Zhao et al., 2019] Chenglong Zhao, Bingbing Ni, Jian Zhang, Qiwei Zhao, Wenjun Zhang, and Qi Tian. Variational convolutional neural network pruning. In *Proceedings of the IEEE Conference on Computer Vision and Pattern Recognition*, pages 2780–2789, 2019. 5, 6
- [Zhu and Gupta, 2017] Michael Zhu and Suyog Gupta. To prune, or not to prune: exploring the efficacy of pruning for model compression. *arXiv preprint arXiv:1710.01878*, 2017. 1