

**Title:** ASReview: Open Source Software for Efficient and Transparent Active Learning for Systematic Reviews

**Authors:** Rens van de Schoot<sup>\*1</sup>; Jonathan de Bruin<sup>1</sup>; Raoul Schram<sup>1</sup>; Parisa Zahedi<sup>1</sup>, Jan de Boer<sup>1</sup>, Felix Weijdema<sup>1</sup>, Bianca Kramer<sup>1</sup>, Martijn Huijts<sup>1</sup>, Maarten Hoogerwerf<sup>1</sup>, Gerbrich Ferdinands<sup>1</sup>, Albert Harkema<sup>1</sup>, Joukje Willemsen<sup>1</sup>, Yongchao Ma<sup>1</sup>, Qixiang Fang<sup>1</sup>, Lars Tummers<sup>1</sup>, Daniel Oberski<sup>1,2</sup>

<sup>1</sup> Utrecht University, The Netherlands

<sup>2</sup> University Medical Center Utrecht, The Netherlands

**Corresponding author:** Rens van de Schoot: Department of Methods and Statistics, Utrecht University, P.O. Box 80.140, 3508TC, Utrecht, The Netherlands; Tel.: +31 302534468; E-mail address: [a.g.j.vandeschoot@uu.nl](mailto:a.g.j.vandeschoot@uu.nl).

**Funding:** This project was funded by the Innovation Fund for IT in Research Projects, Utrecht University, The Netherlands.

## **Abstract**

For many tasks - including guideline development for medical doctors and systematic reviews for research fields - the scientific literature needs to be checked systematically. The current practice is that scholars and practitioners screen thousands of studies by hand to find which studies to include in their review. This is error prone and inefficient. We therefore developed an open source machine learning (ML)-aided pipeline: Active learning for Systematic Reviews (ASReview). We show that by using active learning, ASReview can lead to far more efficient reviewing than manual reviewing, while exhibiting adequate quality. Furthermore, the presented software is fully transparent and open source.

## **Keywords**

Active Learning, Machine learning, Human-in-the-loop, Open Science, Systematic reviewing

## Main Text

With the emergence of online publishing, the number of scientific papers on many topics is skyrocketing<sup>1</sup>. Furthermore, the public press and social media produce vast amounts of data. All these textual data present opportunities to scholars and practitioners, while simultaneously confronting them with new challenges. To develop comprehensive overviews of the relevant topics, scholars often develop systematic reviews.<sup>2</sup> Such reviews entail several explicit and reproducible steps, including identifying all likely relevant publications in a standardized way, extracting data from eligible studies, and synthesizing the results. Systematic reviews differ from traditional literature reviews in that they are more replicable and transparent.<sup>3,4</sup> Such systematic overviews of literature on a specific topic are pivotal not only for scholars, but also for clinicians, policy makers, journalists, and, ultimately, the general public.<sup>5-7</sup>

Given that screening the entire research literature on a given topic is too labor intensive, scholars often develop quite narrow searches. However, even with narrow searches, the number of papers that require manual screening by highly skilled researchers still number in the (tens of) thousands. Developing a search strategy for a systematic review is an iterative process aimed at balancing recall and precision<sup>8,9</sup>; that is, including as many potentially relevant studies as possible, while at the same time limiting the total number of studies retrieved. Often the vast number of publications in the field of study may lead to a relatively precise search, with the risk of missing relevant studies. In studies in which high recall is important, at current, researchers screen tens of thousands of studies by hand for inclusion in their overview. This process is error prone and extremely time intensive.<sup>10</sup> In fact, if a field's literature is growing faster than the amount of time available for systematic reviews, adequate manual review of this field becomes impossible.<sup>11</sup>

To aid researchers, medical doctors, policy makers, and journalists, the rapidly evolving field of machine learning (ML) has allowed the development of software tools that assist in developing

systematic reviews.<sup>11-14</sup> It offers approaches to overcome the manual and time-consuming screening of large numbers of studies by ML-aided pre-screening and selection of relevant studies.<sup>15</sup> However, systematic reviews offer a special challenge to such systems, because: (1) they require complete transparency,<sup>16</sup> (2) they present a highly sparse classification problem,<sup>17</sup> and (3) they deal with an extremely diverse range of concepts to be learned, thereby requiring flexibility in the modeling approach as well as careful error evaluation.<sup>11</sup>

Existing tools<sup>12</sup> – described in Table 1 and the Appendix - however, are far from optimal. First, most are closed source applications with black box algorithms without benchmark functionality. Transparency – essential in the era of Open Science<sup>16</sup> – is important if the tool is used to make decisions. Second, few tools are adequately equipped to deal with the problem of extreme sparseness through techniques such as active learning.<sup>18-22</sup> Active learning is a type of machine learning in which a model can choose the data points it would like to learn from, thus drastically reducing the number of papers that require manual screening.<sup>23-25</sup> Third, to our knowledge, existing tools lack the necessary flexibility to deal with the large range of possible concepts to be learned by a screening machine. In systematic reviews, the optimal type of classifier will depend on highly variable parameters, such as the inclusion rate in the initial search and the complexity of the implicit inclusion criteria used by the researcher.<sup>26</sup> For this reason any generically successful system must therefore allow for a wide range of classifier types.<sup>27</sup> Fourth, benchmark testing is crucial to understand the real-world performance of any ML-aided system, but, currently, such benchmarks are lacking.

**Table 1.** In this table we provide an overview of those tools that implemented active learning and describe what machine learning models have been implemented, which active learning features are available and information about data policy. As a starting point we used the systematic review of Harrison, Griffin, Kuhn, and Usher-Smith<sup>1</sup> describing AI-aided software tools for systematic reviewing. In Table A1 in the Appendix we provide an overview of all tools found by Harrison et al. and indicate which tools implemented machine learning and/or active learning and are open source. Note that we added FASTREAD and ASReview to the overview which were not described by Harrison et al.

Name	Machine Learning	Active Learning	Privacy Policy
Abstrackr	<p><b>Classifier:</b> SVM.</p> <p><b>Model inputs:</b> user-provided keywords (relevant/irrelevant with degree of confidence); citations.</p> <p><b>Feature extraction:</b> TF-IDF.</p> <p><b>Label options:</b> relevant; borderline; irrelevant.</p>	<p><b>Active Learning Type:</b> Uncertainty-based; Certainty-based; Random sampling.</p> <p><b>Balancing training data:</b> Aggressive undersampling.</p> <p><b>Active learning starts after:</b> a reasonable representation of the minority class has been labeled (Wallace et al., 2010).</p> <p><b>Retraining:</b> Asynchronous. wss@95</p> <p><b>Stopping</b> when the model predicts none of the remaining abstracts to be relevant.</p>	<p>Run on Brown University servers.</p> <p><b>GDPR Notification:</b>  <i>“We do not have a limit on how long we retain your account information and/or data.”</i>  <i>“We do not share any information with third parties.”</i></p>
ASReview	<p><b>Classifier:</b> NB; SVM; DNN; LR; LSTM-base; LSTM-pool; RF.</p> <p><b>Model inputs:</b> titles and abstracts.</p> <p><b>Feature extraction:</b> Doc2Vec; embedding-IDF, TF-IDF, sBERT.</p> <p><b>Label options:</b> include; exclude.</p>	<p><b>Active Learning Type:</b> Uncertainty-based; Certainty-based; Random sampling; Mixed Sampling</p> <p><b>Balancing training data:</b> Simple (no balancing); Dynamic Resampling (double and triple); Undersampling.</p> <p><b>Active learning starts after:</b> One label.</p> <p><b>Retraining:</b> Asynchronous</p> <p><b>Stopping:</b> is left to the reviewer.</p>	<p>Software does not have access to user data, because the program runs locally.</p>

Colandr	<p><b>Classifier:</b> SVM with SGD learning.</p> <p><b>Model inputs:</b> user-provided key terms and citation (abstract, title, keywords).</p> <p><b>Feature extraction:</b> Word2Vec.</p> <p><b>Label options:</b> include; exclude.</p>	<p><b>Active Learning Type:</b> Certainty-based</p> <p><b>Balancing training data:</b> Reweighting.</p> <p><b>Active learning starts after:</b> 100 inclusions and 100 exclusions.</p> <p><b>Retraining:</b> Every 30 abstracts.</p> <p><b>Stopping</b> is left to the reviewer.</p>	<p>No terms and conditions available.</p> <p>The Colandr team was contacted and they ensured the user can remove data any time. In the future, user data will be used to improve Colandr but only if granted permission from the project owner</p>
FASTREAD	<p><b>Classifier:</b> SVM.</p> <p><b>Model inputs:</b> Title and abstract.</p> <p><b>Feature extraction:</b> TF-IDF.</p> <p><b>Label options:</b> Relevant; irrelevant</p>	<p><b>Active Learning Type:</b> Uncertainty sampling; Certainty sampling. Users are allowed to switch between active learning types after 30 inclusions.</p> <p><b>Balancing training data:</b> Mix of weighting and aggressive undersampling.</p> <p><b>Active learning starts after:</b> one relevant study is retrieved (through querying random abstracts).</p> <p><b>Retraining:</b> every 10 abstracts.</p>	<p>Software does not have access to user data, because the program runs locally.</p>
Rayyan	<p><b>Classifier:</b> SVM.</p> <p><b>Model inputs:</b> user-provided key terms and citation (title and abstract).</p> <p><b>Feature extraction:</b> unigrams, bigrams, MeSH terms</p> <p><b>Label options:</b> Include; exclude; maybe.</p>	<p><b>Active Learning Type:</b> Rayyan predicts a relevancy of a citation on a 5-star scale. The user can order citations by their predicted relevancy.</p> <p><b>Balancing training data:</b> unknown.</p> <p><b>Active learning starts after:</b> unknown.</p> <p><b>Retraining:</b> unknown; 'as the user is labelling citations'.</p> <p><b>Stopping:</b> when there are no more citations to be labeled or when the model can no longer be improved.</p>	<p><b>Rayyan Terms of Service:</b></p> <p>3.1: "Rayyan, may use any User data and information to evaluate and improve its performance and expand its services."</p> <p>3.4: "This Agreement is governed by the laws of the State of Qatar. By accessing this Rayyan website you consent to these terms and conditions and to the exclusive jurisdiction of the Qatar courts in all disputes arising out of such access."</p> <p>9.2.2: "Rayyan does not own User Content. The User retains the copyright of their Content. ..."</p>

RobotAnalyst	<p><b>Classifier:</b> SVM.</p> <p><b>Model inputs:</b> title; abstract; topic model proportions.</p> <p><b>Feature extraction:</b> TF-IDF L2 normalised (title); bow for abstract; LDA for topic model proportions.</p> <p><b>Label options:</b> included; excluded; undecided.</p>	<p><b>Active Learning Type:</b> Uncertainty-based; certainty-based.</p> <p><b>Balancing training data:</b> none.</p> <p><b>Active learning starts after:</b> a manually labeled "initial batch" of abstracts, randomly sampled or obtained through a focused search.</p> <p><b>Retraining:</b> when to retrain is left to the user. Possible after every labeled citation.</p> <p><b>Stops</b> stopping is left to the reviewer, however at least a sequence of excluded citations is necessary.</p>	Not available.
--------------	-------------------------------------------------------------------------------------------------------------------------------------------------------------------------------------------------------------------------------------------------------------------------------------	------------------------------------------------------------------------------------------------------------------------------------------------------------------------------------------------------------------------------------------------------------------------------------------------------------------------------------------------------------------------------------------------------------------------------------------------------------------------------------------------------	----------------

---

Notes: Machine learning = kind of Machine learning model used; Active Learning = how Active Learning is implemented; Privacy Policy = if available, quotes from privacy policy are given to indicate possible concerns. SVM - Support Vector Machine; TF-IDF - Term Frequency - Inverse Document Frequency; NB - Naïve Bayes; DNN - Dense Neural Network; LR - Logistic Regression; LSTM - Long short-term memory; RF - Random Forests; Doc2Vec - Document to Vector; Embedding-IDF - Embedding Inverse Document Frequency; S-BERT - Sentence Bidirectional Encoder Representations from Transformers; SGD - Stochastic Gradient Descent; Word2Vec - Words to Vector; Bow - bag of words; LDA - Latent Dirichlet Allocation; GDPR - General Data Protection Regulation; MeSH - Medical Subject Headings.

In this paper, we present an open source ML-aided pipeline with active learning for systematic reviews (*ASReview*).<sup>28</sup> The goal of *ASReview* is to help scholars and practitioners to get an overview of the most relevant papers for their work as efficiently as possible, while being transparent in the process. The software ships with a benchmark mode, especially useful for comparing and designing algorithms. The software addresses all three concerns mentioned above: it is open source, uses active learning, and allows multiple ML-models. Furthermore, it is generic, so that others may add modules to enhance the pipeline; finally, the tool can be used in different workflows beyond the classical systematic review. For example, it might be used to screen other types of textual objects, such as legal cases, newspaper articles, or clinical notes, for relevance.

We first present the pipeline for manual versus ML-aided systematic reviews. Subsequently, we present how *ASReview* has been set up, and we present how *ASReview* can be used in different workflows by presenting several real world use cases. Then, we present the results of simulations that benchmark performance against existing tools. Finally, we present the results of a series of user-experience tests.

### **Pipeline for manual and ML-aided systematic reviews**

Traditionally, the pipeline of a systematic review without ML starts with researchers doing a comprehensive search in multiple databases, using free text words and controlled vocabulary to retrieve potentially relevant references. They verify that known key papers they expect to find are included in the search results. The researcher downloads the titles and abstracts of potentially relevant references in a reference manager. Ideally, two or more researchers then screen the abstracts and titles based on the eligibility criteria established beforehand.<sup>4</sup> For instance, a recent study analyzed 10,115 papers, and excluded 9,847 after title and abstract



screening, a drop of more than 95%.<sup>27</sup> After all titles and abstracts have been screened, the full texts of the remaining studies are screened to analyze which ones will be ultimately included in the review. Most studies are excluded in the title and abstract phase. Typically, only a fraction of the publications belong to the relevant class (2.94%, IQR = 2.5)<sup>29</sup>. Therefore, *ASReview*, at the moment, focuses on this particular step of abstract screening. However, the pipeline is generic and can be equally applied to full-text screening.

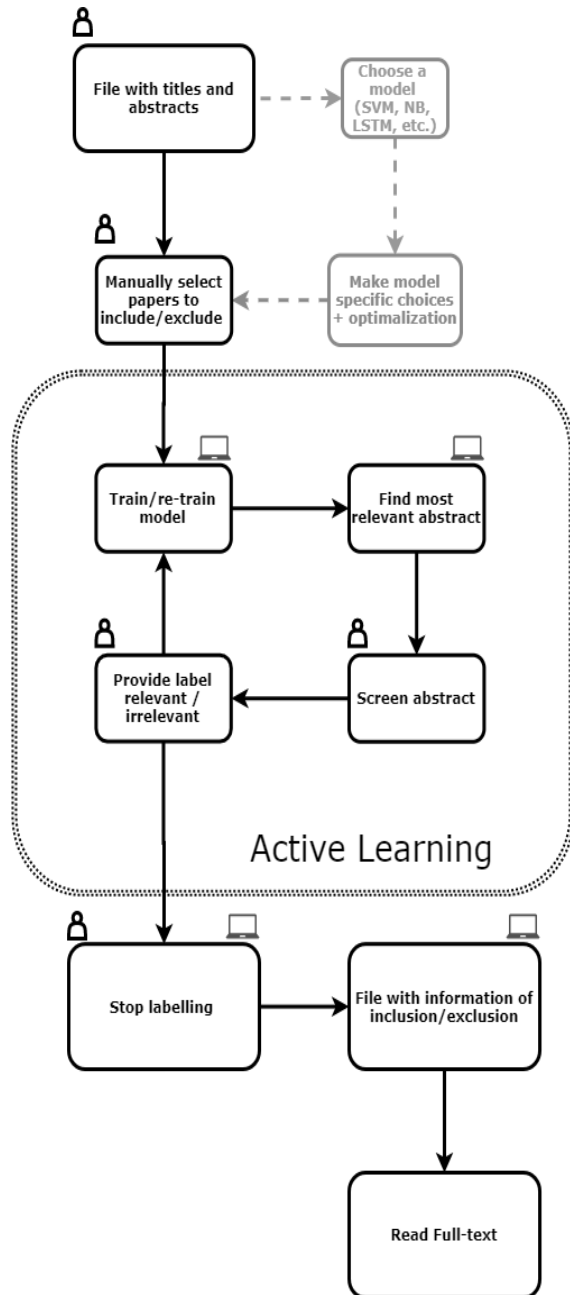
The generic research pipeline of the ML-aided systematic review we developed is depicted in Figure 1. The researcher starts with a search as described above and uploads the meta-data containing the titles and abstracts into the software. Prior knowledge is used for training of the first model and the first query to the researcher. Because the problem is a binary classification problem, the reviewer must select at least one key paper to include and exclude based on background knowledge. More prior knowledge may result in improved efficiency of the active learning process and *ASReview* allows the use for partly labeled data. It may also be that this step is not desired or possible; in this case the step may be skipped, a batch of random abstracts is presented before entering the active learning cycle.

On the initial classifications of key papers, a machine learning model is trained to predict study relevance (labels) from a representation of the title and abstract texts (feature space). In order to prevent “authority bias” in the inclusions, we have purposefully chosen *not* to include an author name or citation network representation in the feature space.

In the active learning cycle, the software presents one new ‘potentially relevant’ abstract to be screened and labeled (1 - “relevant” vs. 0 – “irrelevant”) by the researcher. The researcher’s binary label is subsequently used to train a new model, after which a new “most relevant” abstract is presented to the researcher. This cycle continues up to a certain user-specified

stopping criterion has been reached, for example when the past  $n$  papers have all been labeled “irrelevant”. The reviewer now has a file with (1) titles and abstracts labeled as either relevant or irrelevant and (2) unlabeled titles and abstracts ordered from most to least probable to be relevant as predicted by the current model. This setup helps to move through a large database much quicker than in the manual process, while, at the same time, the decision process remains transparent.

**Figure 1.** AI-guide pipeline for Automated Systematic Review (ASReview).



**Software implementation: ASReview**

The source code of ASReview<sup>30</sup> is available open source via GitHub

[<https://github.com/ASReview/ASReview>], including documentation

[<https://ASReview.readthedocs.io/>] and all scripts to reproduce the results in this paper

[\[https://github.com/ASReview/paper-ASReview-introduction\]](https://github.com/ASReview/paper-ASReview-introduction). `ASReview` implements an ‘oracle’ and a ‘simulation’ mode. The oracle mode is used to perform a systematic review with interaction by the researcher. The software presents potentially relevant papers to the researcher, and the researcher classifies these. It has a simple yet extensible default: (Bernoulli) Naive Bayes as learner, TF-IDF for feature extraction, Dynamic Resampling balance strategy and certainty-based sampling<sup>24,31</sup> for the query strategy. Users can change these settings and add their own machine learning models, feature extraction techniques, query strategies and balancing strategies, shown in Table 2.

`ASReview` has a number of implemented features. First, there are several machine learning models available: (1) Naive Bayes, (2) Support Vector Machine, (3) Logistic Regression, (4) Neural Networks, (5) Random Forests, (6) LSTM-base which consists of an embedding layer, an LSTM layer with one output, a dense layer, and a single sigmoid output node and (7) LSTM-pool which consists of an embedding layer, an LSTM layer with many outputs, a max pooling layer, and single sigmoid output node. Feature extraction techniques available are Doc2vec,<sup>32</sup> embedding with IDF or TF-IDF,<sup>33</sup> and sBERT.<sup>34</sup> The available query strategies for the active learning part are (1) randomly selection, ignoring model assigned probabilities, (2) Uncertainty-based sampling which chooses the most uncertain sample according to the model (i.e. closest to 0.5 probability), (3) Certainty-based sampling (“Max” in `ASReview`) which chooses the most likely sample to be included according to the model, and (4) Mixed sampling which uses a combination of random and certainty-based sampling. There are several balance strategies that rebalance and reorder the training data. This is necessary, because the data is typically extremely imbalanced and therefore we have implemented the following balance strategies: (1) Full sampling which uses all the data, (2) Undersampling which undersamples the zero class, leaving out excluded papers so that the included and excluded papers are in some particular

ratio (closer to one), and (3) Dynamic resampling, which is similar to undersampling in the sense that it decreases the imbalance of the training data. In the case of dynamic resampling, the number of irrelevant data points is decreased, whereas the number of relevant data points are increased (by copy) such that the total number of samples remains the same. The ratio between inclusions and exclusions is not fixed over interactions, but dynamically updated and depends on the number of training samples, the total number of papers and the ratio between inclusions and exclusions. Details on all the described algorithms can be found in the code and documentation referred to above.

`ASReview` can run on local machines or on closed networks via a server or custom domain.

Data - which set of papers is labeled as relevant - remain on the users' machine. Data ownership and confidentiality is crucial, and no data is processed or used in any way by third parties. This stands in distinction with some of the existing systems, as shown in the last column of Table 1.

**Table 2.** Implemented features of ASReview.

---

<b>Machine Learning models</b>	<b>Feature extraction</b>	<b>Active Learning</b>	<b>Balancing training data</b>
Naive Bayes ( <i>default</i> )	TF-IDF ( <i>default</i> )	Mixed sampling (5% random sampling / 95% Certainty-based sampling <i>default</i> )	Dynamic resampling (double and triple) (triple= <i>default</i> )
Support Vector Machine	embedding-IDF		Undersampling
Neural Network	Sentence BERT		
Logistic Regression	Doc2Vec	Uncertainty-based	Simple (no balancing)
LSTM-base		Certainty-based	
LSTM-pool			
Random Forests			

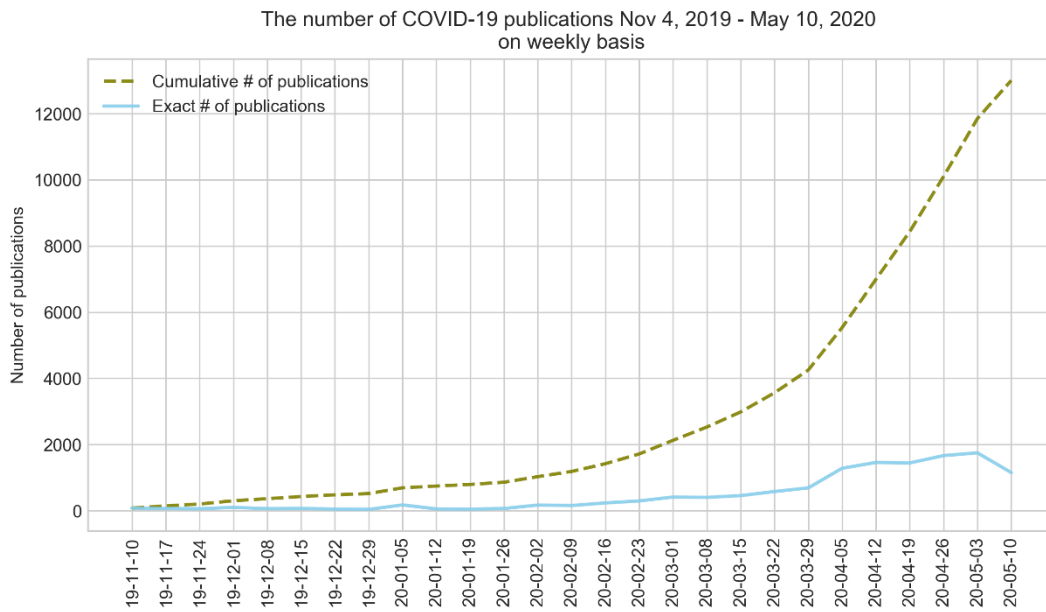
---

## Real world use-cases

Below we highlight a number of real-world use cases for *ASReview*.

First, we focus on the COVID-19 pandemic. Enormous amounts of papers are being published on COVID-19, as shown in Figure 2. It is very time consuming to manually find relevant papers, for example with to goal to develop treatment guidelines. This is especially problematic as urgent overviews are required. *ASReview* can be used to scan large databases more efficiently and transparently. Medical guidelines rely on comprehensive systematic reviews, but the medical literature regarding COVID-19 is growing at breakneck pace, and the quality of the research is not universally adequate for summarization into policy.<sup>35</sup> Such reviews must entail adequate protocols with explicit and reproducible steps, including identifying all potentially relevant papers, extracting data from eligible studies, assessing potential for bias, and synthesizing the results into medical guidelines. Researchers need to screen (tens of) thousands of COVID-19 related studies by hand to find relevant papers to include in their overview. Using active learning, this can be done far more efficiently by selecting key papers that match their (COVID-19) research question in the first step; this should start the active learning cycle and lead to the most relevant COVID-19 papers for their research question being presented next.

**Figure 2.** Overview of the increase of papers published on COVID-19. Based on the CORD19 database we constructed a second database to search for relevant papers published during the Covid-19 crisis. We sought to enrich the dataset with consistent information on first date of publication, making use of Crossref (for DOIs) and EuropePMC (for PMCIDs) APIs. In addition to adding information on publication date, records in the dataset were deduplicated to remove multiple entries for individual PMCIDs, present when supplementary materials are included. All scripts to reproduce the results are available on Github [<https://github.com/asreview/paper-asreview-introduction>] and the sub-database can be loaded via the COVID-19 plugin [<https://github.com/asreview/asreview-covid19>].





To aid such researchers, the Allen Institute for AI, the Chan Zuckerberg Initiative, Georgetown University's Center for Security and Emerging Technology, Microsoft Research, and the National Library of Medicine of the National Institutes of Health collaborated on the CORD19 dataset, a major project intended to create a comprehensive full-text corpus and metadata file of publications on COVID-19 and other coronavirus research (e.g. SARS, MERS, etc.) from PubMed Central, the WHO COVID-19 database of publications, the preprint servers bioRxiv and medRxiv and papers contributed by specific publishers. From May 19 onwards, the CORD19 dataset also includes metadata of COVID-19 and coronavirus related publications retrieved from MEDLINE that are not available as full-text. As of May 25, the CORD-19 database<sup>21</sup> had included to over 134,000 papers. Since May 25, daily releases are published with the latest publications. Several databases are available in the `ASReview` software [<https://github.com/ASReview/ASReview-covid19>] and are updated automatically whenever a new version of the CORD19 database is released. In addition to the full dataset, we constructed a subset of the database with studies published after December 1<sup>st</sup>, 2019 to search for relevant papers published during the Covid-19 crisis. A dataset of COVID-19 related preprints is made available in `ASReview`, containing metadata of over 10,000 preprints from over 15 preprints servers across disciplines, published since January 1, 2020.<sup>36</sup>

Furthermore, `ASReview` can be integrated in classic systematic reviews or meta-analyses. Such reviews or meta-analyses entail several explicit and reproducible steps, as outlined in the PRISMA guidelines<sup>3</sup>: identifying all likely relevant publications in a standardized way, screening retrieved publications to select eligible studies based on defined eligibility criteria, extracting data from eligible studies and synthesizing the results. `ASReview` can fit in this process,

especially in the abstract screening phase, either to replace manual screening completely, or to reduce the number of independent screeners needed.

It is important to note that use of `ASReview` does not replace the initial step of collecting all potentially relevant studies. As such, results from `ASReview` depend on the quality of the initial search process, including selection of databases and construction of comprehensive searches using keywords and controlled vocabulary. However, `ASReview` can be used to broaden the scope of the search, by keyword expansion or by omitting limitation in the search query, resulting in a higher number of initial papers to limit the risk of missing relevant papers during the search part (i.e., more focus on recall instead of precision).

Also, when analyzing very large literature streams, many reviewers nowadays move towards meta reviews, that is, systematic reviews of systematic reviews.<sup>37</sup> This can be problematic as the various reviews included could use different eligibility criteria and therefore are not always directly comparable. Because of the efficiency of `ASReview`, scholars using the tool could conduct the study by analyzing the papers directly instead of using the systematic reviews.

Furthermore, `ASReview` supports the rapid update of a systematic review, using the included papers from the initial review to train the machine learning model and quickly screen the updated set of papers (“living reviews”). And yet another approach could be to replace one human screener by `ASReview`.

Lastly, we note that we focused mostly on systematic reviews of academic literature. At this point in time, the `ASReview` front end is developed to fit this workflow. However, technically any type of text can be processed via `ASReview`. This could include newspaper articles, court case

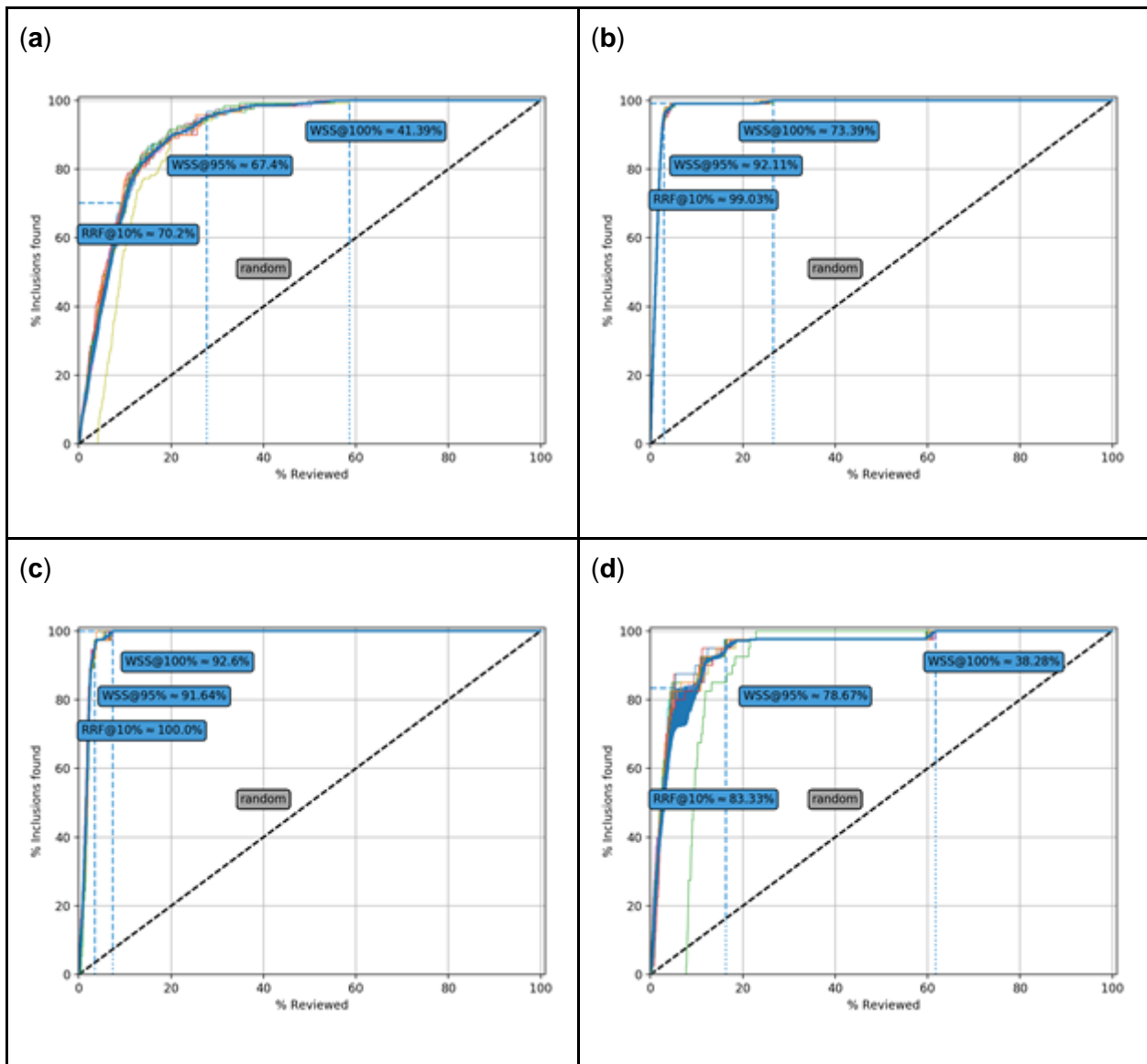
reports, or student evaluations. By manually selecting a set of key papers, or even loading a pre-labeled database, the active learning will quickly present the most relevant papers first, regardless of the subject. Hence, *ASReview* can be used to answer various types of questions, with the common theme that it helps shift through large numbers of texts to analyze which ones are relevant.

### **Simulation study**

To evaluate the performance of *ASReview* on a labeled dataset one can use the simulation mode. We implemented three performance metrics. First, we assess the “Work Saved over random Sampling” (WSS), i.e. the percentage reduction in the number of papers needed to screen that is achieved by using the program instead of manual screening. WSS is measured at a given level of recall of the screening step, for example 0.95—indicating the work reduction in screening effort at the cost of failing to detect 5% of the relevant publications. For some researchers it is essential that all relevant literature on the topic is retrieved; this entails that the recall should be 100% (i.e., WSS@100%). Note that to be sure to detect 100% of relevant publications, all publications need to be screened, therefore leading to no time savings. We also propose the amount of Relevant References Found after having read 10% of the abstracts, RRF10%. This is a useful metric for getting a quick overview of the relevant literature.

To evaluate the performance of our system, we ran simulations based on four labeled datasets. This is shown in Figure 3. We ran simulations for all four datasets with only one random inclusion and one random exclusion for 15 runs.

**Figure 3.** Results of the simulation study for the results for a study systematically review studies that performed viral Metagenomic Next-Generation Sequencing (mNGS) in common livestock **(a)**, results for a systematic review of studies on fault prediction in software engineering **(b)**, results for longitudinal studies that applied unsupervised machine learning techniques on longitudinal data of self-reported symptoms of posttraumatic stress assessed after trauma exposure **(c)**, and results for a systematic review on the efficacy of Angiotensin-converting enzyme (ACE) inhibitors **(d)**.



Performance of the `ASReview` model (Naive Bayes + TF-IDF + Certainty + Dynamic Resampling) over 15 runs on four already labeled datasets: **(a)** Results for a study systematically review studies that performed viral Metagenomic Next-Generation Sequencing (mNGS) in common livestock such as cattle, small ruminants, poultry, and pigs.<sup>38</sup> The total amount of studies in the initial search was 2,481, of which 120 inclusions (4.84%); **(b)** Results for a systematic review of studies on fault prediction in software engineering<sup>39</sup> (n= 8,911 with 104 inclusions; 1.17%); **(c)** Results for longitudinal studies that applied unsupervised machine learning techniques on longitudinal data of self-reported symptoms of posttraumatic stress assessed after trauma exposure<sup>40,41</sup>(total n= 5,782 with 38 inclusions; 0.66%); **(d)** Results for a systematic review on the efficacy of Angiotensin-converting enzyme (ACE) inhibitors, from a study collecting various systematic review datasets from the medical sciences<sup>15</sup> (n= 2,544 with 41 inclusions; 1.61%).

The average work saved over random sampling at 95% recall for `ASReview` is 82.46% and ranges from 67.40% to 92.11%. Hence, 95% of the eligible studies will be found after screening between only 8-33% of the studies. The work saved over random sampling at 100% recall ranges from 38-93%. Furthermore, the amount of relevant abstracts found after reading 10% of the abstracts ranges from 70-100%. Concluding, if scholars would have used this AI-aided software for this particular study many hours would have been saved.

### **Comparison with existing tools**

Several simulation studies have been conducted to study the performance of existing tools that implemented active learning (Table 1). Note that because the tools are evaluated on different datasets, a direct comparison between tools cannot be made. Below, we discuss the five most important tools that all implement active learning to detect relevant publications. Some score high on one criterion (such as being open source), but low on others (such as being able to use

multiple ML models). None score high on all criteria. Furthermore, not all source code is openly available. ASReview is unique in the sense that it offers flexible and extensible models, whereas other tools do not offer such freedom in adapting the model settings.

Abstrackr uses a n-gram bag-of-words (BOW) representation, followed by a support vector machine. For its active learning strategy, Abstrackr prompts the reviewer to select either certainty-based, uncertainty-based or random sampling. Abstrackr runs on servers owned by Brown University. The GDPR notification states that no information is shared with third parties. A simulation study revealed that Abstrackr has the potential to reduce the number needed to screen by nearly 50% while still detecting all relevant publications, WSS100%<sup>14</sup>.

Colandr<sup>19</sup> uses word2vec to generate vector representations on which it trains a linear model to learn which combinations of these vectors indicate relevant references. For its active learning phase, Colandr uses certainty-based sampling. Colandr is presented as a web application, of which currently no user terms are available. However, the Colandr team stated that user data will not be used without permission of the user. Of the Colandr tool, currently no assessment on performance is available.

FASTREAD transforms the titles and abstracts into numerical vectors using BOW and TF-IDF feature extraction. A linear SVM is used to predict relevance. The reviewer can choose between certainty- and uncertainty-based sampling to select the next abstract to be screened.

FASTREAD runs locally, therefore all data remains with the reviewer. The FASTREAD tool was simulated on four software engineering datasets and found an average WSS@95 of 79.25 with values ranging from 58% to 91%<sup>22</sup>.

As features, Rayyan uses a user-specified list of keywords and extracts all uni- and bigrams from the title and the abstract. After these n-grams have been stemmed, Rayyan uses these as features for a support vector machine. Rayyan retrains based on the reviewer's classifications. To this end, Rayyan orders the list of subsequent references by relevance, essentially promoting the use of certainty-based active learning. Rayyan is implemented as a free web and phone application, but the backend is not openly available. Rayyan falls under legislation by the Qatar Government. Moreover, Rayyan may use User data for improving its tool. Evaluated over 15 datasets, Rayyan was found to be able to reduce workload with an average of 49% WSS@95<sup>21</sup>.

RobotAnalyst uses Latent Dirichlet Allocation<sup>42</sup> for topic modelling purposes. Subsequently, it performs further clustering with spectral clustering<sup>43</sup> which uses TF-IDF scores. These feature representations are fed into a support vector machine. For active learning, the reviewer can choose its preferred strategy, although the recommended strategy is certainty-based active learning. RobotAnalyst is implemented as a web application which does not provide any user terms. Przybyla et al<sup>20</sup> found that the RobotAnalyst tool achieved an average WSS@95 of 42.97%, ranging from 6.89% to 70.74% over 17 datasets.

### **User Experience Testing (UX-Testing)**

To evaluate the user experience of the software, we conducted a series of user experience tests to learn from end users how they implement the software in their workflow. The study was approved by the Ethics Committee of the Faculty of Social and Behavioural Sciences of Utrecht University (ID 20-104).

A first UX-test was conducted with an academic research team in a substantive research field (public administration and organizational science) that has conducted various systematic

reviews and meta-analyses. It was composed of three university professors (ranging from full to assistant) and three PhD candidates. In one 3.5 hour session, the participants used the software and provided feedback via interviews and group discussions. They also shared data about their own conducted reviews and meta-analyses. After these sessions we prioritized the feedback, created a prototype and used the data for simulation studies.

A second UX-test was conducted with four highly experienced researchers at a Dutch academic institution developing medical guidelines based on classical systematic reviews. In four sessions they tested the software following our testing protocol as described on our website [[https://ASReview.readthedocs.io/en/latest/user\\_testing\\_algorithms.html](https://ASReview.readthedocs.io/en/latest/user_testing_algorithms.html)]. After each session we implemented the feedback provided by the experts and asked them to review the software again.

A third UX-test was conducted with two experienced reviewers working at a pharmaceutical non-profit organization and typically working with updating reviews with new data. For a period of two months we held bi-weekly meetings to improve the options in the software to upload partly labeled data.

Finally, the ASReview development team receives feedback from the open science community about, among other things, the user experience. In every new release we implement features listed by our users. Currently usability tests are being performed among a variety of researchers in the field. Recurring UX-tests are done to keep up with the needs of users and improve the value of the tool.

## **Conclusion**



To help researchers conduct a systematic review as efficiently and transparently as possible, we designed a system to accelerate the step of screening abstracts and titles. Our system uses active learning to train an ML model that predicts relevance from a text representation using a limited number of labeled examples. The model, class balancing strategy, and active learning sample strategy are flexible. We provide an open source software implementation, `ASReview` (<https://ASReview.nl>), which shows favorable performance in benchmarking experiments compared with state-of-the-art systems across a wide range of real-world systematic reviewing applications. Based on our experiments, `ASReview` provides defaults on its parameters which exhibited good performance on average across the applications we examined. However, we stress that in practical applications, these defaults should be carefully examined; for this purpose, the software provides an (expert) simulation mode. We encourage users and developers to perform adequate evaluation of the proposed approach in their application, and to take advantage of the project's open source nature by contributing additional developments.

Drawbacks of ML-based screening systems, including our own, remain. First, while the active learning step greatly reduces the number of papers that must be screened, it also prevents a straightforward evaluation of the system's error rates without further onerous labeling. Providing users with an accurate estimate of the system's error rate in the application at hand is therefore a pressing open problem. Second, while, as argued above, the use of such systems is not limited in principle to systematic reviewing, to our knowledge no empirical benchmarks of actual performance in these other situations yet exist. Third, such systems automate the screening step only; while the screening step is time-consuming and a good target for automation, it is just one part of a much larger process, including the initial search, data extraction, coding for risk of bias in RCTs, summarizing results, etc. While some other work, similar to our own, has looked

at (semi-)automating some of these steps in isolation <sup>44</sup>, to our knowledge the field is still far removed from an integrated system that would truly automate the systematic review process while guaranteeing the quality of the produced evidence synthesis. It is our hope that such steps can be taken in the near future.

**Acknowledgement:** We would like to thank the following individuals for contributing to the ASReview-project (in alphabetical order): Kees van Eijden, Sybren Hindriks, Marlieke van Kesteren, Kirsty Kwok, Maarten Meijer, Claudia Nicolaije, Federico Rubini, Jelle Treep, Diederik Visser, Martine de Vos.

### **Author Contributions:**

RvdS and DO originally designed the project lateron with LT. JdBr is the lead engineer, software architect and supervises the code base on Github. RS programmed the algorithms and simulation studies. PZ programmed the very first version and created Figure 2 together with BK. JdBo, FW, MH and BK developed the systematic review pipeline. MH is leading the UX-tests. MH developed the architecture of the produced (meta)data. GF conducted the simulation study together with RS. AH performed the literature search comparing the different tools together with GF. JW designed all the art-work and helped with formatting the manuscript. TY and QF are responsible for the pre-processing of the metadata under the supervision of JdBr. RvdS, DO and LT have written the paper with input from all authors. Each co-author has written parts of the manuscript.

**Competing Interests statement:** There is no competing interest.

**Data and Code Availability statement:** All code to reproduce the results described in this paper can be found on our Github page under an MIT licence:

<https://github.com/asreview/paper-asreview-introduction>. All code for the software ASReview is available via Github under an Apache-2.0 licence: <https://github.com/asreview/asreview>.

- 
1. Bornmann, L. & Mutz, R. Growth rates of modern science: A bibliometric analysis based on the number of publications and cited references. *J. Assoc. Inf. Sci. Technol.* **66**, 2215–2222 (2015).
  2. Gough, D., Oliver, S. & Thomas, J. *An introduction to systematic reviews*. (Sage, 2017).
  3. Cooper, H. *Research Synthesis and Meta-Analysis: A Step-by-Step Approach*. (SAGE Publications, 2015).
  4. Liberati, A. *et al.* The PRISMA statement for reporting systematic reviews and meta-analyses of studies that evaluate health care interventions: explanation and elaboration. *J. Clin. Epidemiol.* **62**, e1–e34 (2009).
  5. Boaz, A., Ashby, D., Young, K. & others. *Systematic reviews: what have they got to offer evidence based policy and practice?* (ESRC UK Centre for Evidence Based Policy and Practice London, 2002).
  6. Oliver, S., Dickson, K. & Bangpan, M. Systematic reviews: making them policy relevant. A briefing for policy makers and systematic reviewers. *EPPI-Cent. Soc. Sci. Res. Unit UCL Inst. Educ. Univ. Coll. Lond. Lond.* (2015).
  7. Petticrew, M. Systematic reviews from astronomy to zoology: myths and misconceptions. *Bmj* **322**, 98–101 (2001).
  8. Lefebvre, C., Manheimer, E. & Glanville, J. Searching for Studies. in *Cochrane Handbook for Systematic Reviews of Interventions* (eds. Higgins, J. P. & Green, S.) 95–150 (John Wiley & Sons, Ltd, 2008). doi:10.1002/9780470712184.ch6.
  9. Sampson, M., Tetzlaff, J. & Urquhart, C. Precision of healthcare systematic review searches in a cross-sectional sample. *Res. Synth. Methods* **2**, 119–125 (2011).

10. Wang, Z., Nayfeh, T., Tetzlaff, J., O'Blenis, P. & Murad, M. H. Error rates of human reviewers during abstract screening in systematic reviews. *PLOS ONE* **15**, e0227742 (2020).
11. Marshall, I. J. & Wallace, B. C. Toward systematic review automation: a practical guide to using machine learning tools in research synthesis. *Syst. Rev.* **8**, 163 (2019).
12. Harrison, H., Griffin, S. J., Kuhn, I. & Usher-Smith, J. A. Software tools to support title and abstract screening for systematic reviews in healthcare: an evaluation. *BMC Med. Res. Methodol.* **20**, 7 (2020).
13. O'Mara-Eves, A., Thomas, J., McNaught, J., Miwa, M. & Ananiadou, S. Using text mining for study identification in systematic reviews: a systematic review of current approaches. *Syst. Rev.* **4**, 5 (2015).
14. Wallace, B. C., Trikalinos, T. A., Lau, J., Brodley, C. & Schmid, C. H. Semi-automated screening of biomedical citations for systematic reviews. *BMC Bioinformatics* **11**, 55 (2010).
15. Cohen, A. M., Hersh, W. R., Peterson, K. & Yen, P.-Y. Reducing Workload in Systematic Review Preparation Using Automated Citation Classification. *J. Am. Med. Inform. Assoc. JAMIA* **13**, 206–219 (2006).
16. Nosek, B. A. *et al.* Promoting an open research culture. *Science* **348**, 1422–1425 (2015).
17. Kim, D., Seo, D., Cho, S. & Kang, P. Multi-co-training for document classification using various document representations: TF-IDF, LDA, and Doc2Vec. *Inf. Sci.* **477**, 15–29 (2019).
18. Gates, A., Johnson, C. & Hartling, L. Technology-assisted title and abstract screening for systematic reviews: a retrospective evaluation of the Abstrackr machine learning tool. *Syst. Rev.* **7**, 45 (2018).
19. Cheng, S. H. *et al.* Using machine learning to advance synthesis and use of conservation and environmental evidence. *Conserv. Biol.* **32**, 762–764 (2018).
20. Przybyła, P. *et al.* Prioritising references for systematic reviews with RobotAnalyst: A user study. *Res. Synth. Methods* **9**, 470–488 (2018).

21. Ouzzani, M., Hammady, H., Fedorowicz, Z. & Elmagarmid, A. Rayyan—a web and mobile app for systematic reviews. *Syst. Rev.* **5**, 210 (2016).
22. Yu, Z., Kraft, N. & Menzies, T. Finding better active learners for faster literature reviews. *Empir. Softw. Eng.* (2018) doi:10/gfr27j.
23. Kremer, J., Steenstrup Pedersen, K. & Igel, C. Active learning with support vector machines. *WIREs Data Min. Knowl. Discov.* **4**, 313–326 (2014).
24. Miwa, M., Thomas, J., O'Mara-Eves, A. & Ananiadou, S. Reducing systematic review workload through certainty-based screening. *J. Biomed. Inform.* **51**, 242–253 (2014).
25. Settles, B. *Active Learning Literature Survey*.  
<https://minds.wisconsin.edu/handle/1793/60660> (2009).
26. Kilicoglu, H., Demner-Fushman, D., Rindflesch, T. C., Wilczynski, N. L. & Haynes, R. B. Towards Automatic Recognition of Scientifically Rigorous Clinical Research Evidence. *J. Am. Med. Inform. Assoc.* **16**, 25–31 (2009).
27. Vries, H. D., Bekkers, V. & Tummers, L. Innovation in the Public Sector: A Systematic Review and Future Research Agenda. *Public Adm.* **94**, 146–166 (2016).
28. van de Schoot, R. *et al.* ASReview: Active learning for systematic reviews. (2020)  
doi:10/ggssnj.
29. Borah, R., Brown, A. W., Capers, P. L. & Kaiser, K. A. Analysis of the time and workers needed to conduct systematic reviews of medical interventions using data from the PROSPERO registry. *BMJ Open* **7**, e012545 (2017).
30. van de Schoot, R. *et al.* ASReview: Active learning for systematic reviews. (2020)  
doi:10/ggssnj.
31. Fu, J. H. & Lee, S. L. Certainty-Enhanced Active Learning for Improving Imbalanced Data Classification. in *2011 IEEE 11th International Conference on Data Mining Workshops* 405–412 (IEEE, 2011). doi:10/fzbd3k.

32. Le, Q. V. & Mikolov, T. Distributed Representations of Sentences and Documents. *ArXiv14054053 Cs* (2014).
33. Ramos, J. Using TF-IDF to Determine Word Relevance in Document Queries. *Proc. First Instr. Conf. Mach. Learn.* **242**, 133–142 (2003).
34. Reimers, N. & Gurevych, I. Sentence-BERT: Sentence Embeddings using Siamese BERT-Networks. *ArXiv190810084 Cs* (2019).
35. Wynants, L. *et al.* Prediction models for diagnosis and prognosis of covid-19: systematic review and critical appraisal. *BMJ* **369**, (2020).
36. Fraser, N. & Kramer, B. covid19\_preprints. (2020) doi:10.6084/m9.figshare.12033672.v18.
37. Smith, V., Devane, D., Begley, C. M. & Clarke, M. Methodology in conducting a systematic review of systematic reviews of healthcare interventions. *BMC Med. Res. Methodol.* **11**, 15 (2011).
38. Kwok, K. T. T., Nieuwenhuijse, D. F., Phan, M. V. T. & Koopmans, M. P. G. Virus Metagenomics in Farm Animals: A Systematic Review. *Viruses* **12**, 107 (2020).
39. Hall, T., Beecham, S., Bowes, D., Gray, D. & Counsell, S. A Systematic Literature Review on Fault Prediction Performance in Software Engineering. *IEEE Trans. Softw. Eng.* **38**, 1276–1304 (2012).
40. van de Schoot, R., Sijbrandij, M., Winter, S. D., Depaoli, S. & Vermunt, J. K. The GRoLTS-Checklist: Guidelines for reporting on latent trajectory studies. *Struct. Equ. Model. Multidiscip. J.* **24**, 451–467 (2017).
41. van de Schoot, R. *et al.* Bayesian PTSD-Trajectory Analysis with Informed Priors Based on a Systematic Literature Search and Expert Elicitation. *Multivar. Behav. Res.* **53**, 267–291 (2018).
42. Blei, D. M., Ng, A. Y. & Jordan, M. I. Latent dirichlet allocation. *J. Mach. Learn. Res.* **3**, 993–1022 (2003).

43. Ng, A. Y., Jordan, M. I. & Weiss, Y. On spectral clustering: Analysis and an algorithm. *Adv. Neural Inf. Process. Syst.* 849–856 (2002).
44. Nallapati, R., Zhou, B., dos Santos, C., Gülçehre, Ç. & Xiang, B. Abstractive Text Summarization using Sequence-to-sequence RNNs and Beyond. in *Proceedings of The 20th SIGNLL Conference on Computational Natural Language Learning* 280–290 (Association for Computational Linguistics, 2016). doi:10.18653/v1/K16-1028.











