

With Great Dispersion Comes Greater Resilience: Efficient Poisoning Attacks and Defenses for Online Regression Models

Jialin Wen¹ Benjamin Zi Hao Zhao² Minhui Xue³ Haifeng Qian¹

¹East China Normal University, China

²The University of New South Wales, Australia

³The University of Adelaide, Australia

Abstract

With the rise of third parties in the machine learning pipeline, the service provider in “Machine Learning as a Service” (MLaaS), or external data contributors in online learning, or the retraining of existing models, the need to ensure the security of the resulting machine learning models has become an increasingly important topic. The security community has demonstrated that without transparency of the data and the resulting model, there exist many potential security risks, with new risks constantly being discovered.

In this paper, we focus on one of these security risks – *poisoning attacks*. Specifically, we analyze how attackers may interfere with the results of regression learning by poisoning the training datasets. To this end, we analyze and develop a new poisoning attack algorithm. Our attack, termed *Nopt*, in contrast with previous poisoning attack algorithms, can produce larger errors with the same proportion of poisoning data-points. Furthermore, we also significantly improve the state-of-the-art defense algorithm, termed TRIM, proposed by Jagielski et al. [18] (IEEE S&P 2018), by incorporating the concept of probability estimation of unpolluted data-points into the algorithm. Our new defense algorithm, termed *Proda*, demonstrates an increased effectiveness in reducing errors arising from the poisoning dataset. We highlight that the time complexity of TRIM had not been estimated; however, we deduce from their work that TRIM can take exponential time complexity in the worst-case scenario, in excess of *Proda*’s logarithmic time. The performance of both our proposed attack and defense algorithms is extensively evaluated on four real-world datasets of housing prices, loans, health care, and bike sharing services. We hope that our work will inspire future research to develop more robust learning algorithms immune to poisoning attacks.

1 Introduction

With the widespread adoption of Machine Learning (ML) algorithms, it has been elevated out of the exclusive use of

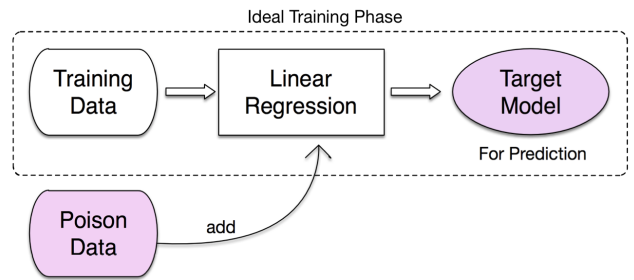


Figure 1: The Poisoning attack on linear regression

high-tech companies. Services such as “Machine Learning as a Service” (MLaaS) [45] can assist companies without domain expertise in ML to solve business problems with ML. However, in the MLaaS setting, there exist poisoning attacks, in which malicious MLaaS providers can either manipulate the integrity of the training data supplied by the company or compromise the integrity of the training process. Alternatively, in a collaborative setting, whereby a model holder solicits data contributions from multiple parties for *online training or retraining of an existing model*, a malicious participant may provide poisoned training samples in their submission, thereby infecting the resulting model for all parties. In such poisoning attacks, the attacker’s objective may be to indiscriminately alter prediction results, create a denial of service, or cause specific targeted mis-predictions during test time. The attacker seeks to create these negative effects while preserving correct predictions on the remaining test samples to bypass detection. An inconspicuous attack may produce dire consequences, thus necessitating to study poisoning attacks on ML. A conceptual example of poisoning attacks is illustrated in Figure 1.

Many poisoning attacks have been proposed and demonstrated against different ML architectures. Specially, grey-box attacks, in which the attacker has no knowledge of the

training set but has an alternative dataset with the same distribution as the training set, have been proposed against Support Vector Machines (SVMs) [6, 33], Deep Neural Networks (DNNs) [34], Logistic Regression (LR) [33], Graph-based classification [48], and Recommender systems [12]. These works have shown that poisoning attacks are effective in interfering with the accuracy of producing classifications, or recommendations by either indiscriminately altering prediction results, or causing specific mis-predictions at test time. However, the aforementioned attacks target models producing a label prediction; in this work, we shall focus on models that perform regression, the prediction of a numerical value. Thus, with a different functional objective of regression, an attacker’s objective for poisoning a regression model may also differ. For example, an attacker may want to increase or decrease the predicted value, whilst another may want to maximize the dispersion of the training set. Ma et al. [32] first propose a white-box poisoning attack against linear regression, aimed at manipulating the trained model by adversarially modifying the training set. Additionally, Jagielski et al. [18] propose a grey-box¹ poisoning attack against linear regression, which aims to increase the loss function on the original training set.

Our attack contributions. We scrutinize poisoning attacks on linear regression by improving and redefining the attacker’s objective in existing attack models and establish a new attack optimization problem for linear regression. Our new attack, termed *Nopt*, is observed to be more efficient than the state of the art [18] (IEEE S&P 2018), termed *Opt*, in maximizing the dispersion of the training set, for the same proportion of poisoned data-points. *Intuitively, the key difference between Opt [18] and Nopt is that the optimization evaluated for each subsequent poisoning point is performed on a dataset that includes all previous poisoning points, thereby creating a new poisoning point that maximizes the loss of the collective training dataset of original clean and poisoning points.*

To defend against poisoning attacks on regression learning, defense mechanisms have been proposed [4, 7, 35, 36, 41]. One such approach treats poisoning attack data-points as outliers, which can be counteracted with data sanitization techniques [9, 17, 39] (i.e., input validation and removal). Another approach is through robust learning [18, 30, 41, 52], as learning algorithms based on robust statistics are intrinsically less sensitive to outlying training samples; the robustness can be realized through bounded losses or specific kernel functions. Ma et al. [32] leverage differential privacy as a defensive measure against poisoning attacks on linear regression. Jagielski et al. [18] propose a defense algorithm against regression learning poisoning attacks, named TRIM. TRIM offers high robustness and resilience against a large number of poisoning attacks.

¹The assumptions of [18] is the same as ours, albeit previously mislabelled as a black-box attack.

We highlight that the time complexity of TRIM had not been estimated; however, we deduce from their work that TRIM can take exponential time complexity in the worst-case scenario, in excess of our defense (termed Proda)’s logarithmic time.

Our defense contributions. We define a new defense algorithm against poisoning attacks, termed *Proda*. We are the first to introduce the concept of probability estimation of unpolluted data-points into the defense algorithm. *Proda* demonstrates an increased effectiveness in reducing errors arising from the poisoning dataset. Additionally, the time complexity of *Proda* is also lower than the state-of-the-art defense of TRIM [18] (IEEE S&P 2018). *The key insight of achieving better efficacy is that we have prior knowledge that from the sets of points we randomly sample, there must be a group of points that all belong to the unpolluted dataset. Therefore, when comparing the minimum mean squared error (MSE) values of some groups of data-points, even if there are poisoning points in the group of the smallest MSE, they must conform to the original distribution and rules of the training dataset, and will have little impact on altering the regression model.*

In this paper, we systematically study the poisoning attack and its defense for linear regression models with the online learning setting. We define a new poisoning attack on linear regression to maximize the dispersion of the training set. Additionally, we develop a new probabilistic defense algorithm against poisoning attacks, named *Proda*. We extensively evaluate poisoning attacks and defenses across different four regression models (Ordinary Least Squares, Ridge Regression, LASSO, Elastic-Net) trained on multiple datasets originating from different fields, including house pricing, loans, pharmaceuticals, and bike sharing services. In summary, the overall contributions of this paper are as follows.

- We develop a new grey-box poisoning attack against regression models, termed *Nopt*. *Nopt* outperforms the state-of-the-art attack, termed *Opt*, proposed by Jagielski et al. [18] (IEEE S&P 2018).
- We fill in the missing gap by proving that the state-of-the-art defense, termed TRIM [18], is estimated to have exponential time complexity in the worst-case scenario, in excess of our *Proda*’s logarithmic time.
- We further overhaul TRIM and propose to date the most effective defense against poisoning attacks, termed *Proda*. The performance of both our proposed attack and defense algorithms is extensively evaluated on four real-world datasets of housing prices, loans, health care, and bike sharing services.

To the best of our knowledge, we are the *first* to systematically design, develop, and evaluate the poisoning attack and defense for online regression models. We hope that our work will inspire future research to develop more robust learning algorithms immune to poisoning attacks.

2 Preliminaries

In this section, we first introduce linear regression and then take a deep dive into defining the threat model of this paper.

2.1 Linear Regression

Linear Regression [18] is a supervised machine learning algorithm, frequently used to analyze complex data relationships. Linear regression uses inherent statistical features of the training dataset to quantitatively determine mutually dependent relationships between two or more variables. By learning these relationships, the resulting linear regression model can produce a numerical output on an unseen input.

Specifically, in linear regression, the model after training is a linear function $f(x, \theta) = w^T x + b$, which seeks to regress the value of y for a given input x . The real parameter vector $\theta = (w, b)$ of dimension $d + 1$ consists of the feature weights w and the bias b , of dimensionality d and 1, respectively. However, the true value is noted as $y = f(x, \theta) + e$, containing e , the error between the true value and the predicted value. Assuming that e is Independent and Identically Distributed (IID), the mean is 0, the variance is fixed, and that the noise term e satisfies the Gaussian distribution:

$$g(y^{(i)}|x^{(i)}; \theta) = \frac{1}{\sqrt{2\pi}\sigma} \exp\left(-\frac{(y^{(i)} - \theta^T x^{(i)})^2}{2\sigma^2}\right). \quad (1)$$

Then, the maximum likelihood function of the model parameters can be obtained as the product of all training sets:

$$\begin{aligned} L(\theta) &= \prod_{i=1}^m g(y^{(i)}|x^{(i)}; \theta) \\ &= \prod_{i=1}^m \frac{1}{\sqrt{2\pi}\sigma} \exp\left(-\frac{(y^{(i)} - \theta^T x^{(i)})^2}{2\sigma^2}\right). \end{aligned} \quad (2)$$

The maximum value of $L(\theta)$ is maintained when the log function is applied, $\log L(\theta)$.

$$\begin{aligned} \log L(\theta) &= \log \prod_{i=1}^m \frac{1}{\sqrt{2\pi}\sigma} \exp\left(-\frac{(y^{(i)} - \theta^T x^{(i)})^2}{2\sigma^2}\right) \\ &= m \log \frac{1}{\sqrt{2\pi}\sigma} - \frac{1}{\sigma^2} \cdot \frac{1}{2} \sum_{i=1}^m (y^{(i)} - \theta^T x^{(i)})^2. \end{aligned} \quad (3)$$

In order to obtain the maximum likelihood, the latter term of Equation (3) is to be minimized.

We note that the maximum likelihood of linear regression can also be converted into the minimum value of the least squares, the most common mathematical form of the loss function:

$$L(D_{tr}, \theta) = \frac{1}{2} \sum_{i=1}^m (f(x_i, \theta) - y_i)^2 + \lambda \Omega(w), \quad (4)$$

where D_{tr} is the training data, $\Omega(w)$ is a regularization term penalizing large weight values, and λ is the regularization parameter used to prevent overfitting.²

The primary difference between popular linear regression methods is in the choice of the regularization term. In this paper, we study the following four regression models: Ordinary Least Squares (OLS), with no regularization, Ridge regression, which uses l_2 -norm regularization, LASSO, which uses l_1 -norm regularization, and Elastic-net regression, which uses a combination of l_1 -norm and l_2 -norm regularization. The work [18] elaborates on the regularization term in context of the more common minimum least squares form of the loss function.

Our proposed attack and defense hinge on its relative effectiveness in comparison with existing methods. We shall inspect effectiveness in two aspects. Firstly, the degree of poisoning by comparing the loss function of the poisoned model with the non-poisoned model when trained on the same dataset. The specific metric used to quantify the effect of the poisoning attack will be the Mean Squared Error (MSE) of the true value from the predicted value. Secondly, specific to our defense, the time complexity of the deploying defense shall be experimentally measured in seconds.

2.2 Threat Model

The core objective of a poisoning attack is to corrupt the learning model generated from the training phase, such that predictions on unseen data will greatly differ in the testing phase. However, depending on whether the goal is to produce predictions that greatly differ on specific subsets of input data, while preserving predictions on the remaining subsets, or if predictions are to be altered indiscriminately, the poisoning attack is categorized as either an Integrity attack, or an Availability attack. A similar deconstruction of attacks is found in backdoor poisoning attacks [8, 16, 26, 42, 43]. In this work, we consider a poisoning availability attack.

2.2.1 Attack Assumptions

There is a sliding scale of knowledge that is assumed to be available to the attack, from white-box to grey-box and black-box attacks. Under the assumptions of a white-box attack, the attacker has access to the training data D_{tr} , the learning algorithm L , and the trained parameters θ . Black-box attacks know nothing about the internal construction of the model, with only input and output access to the model. However, situated between white-box and black-box, in a grey-box setting, the attacker has no knowledge of the training set D_{tr} but has an alternative dataset D'_{tr} that has the same distribution as the pristine training set D_{tr} . Internal to the model, the learning algorithm L is known; however, the trained parameters θ

²Equation (4) is an instantiation of Equation (1) in [18] for our alternative loss E , as we shall explain later in Section 3.1.

are not. We do note that an attacker, can approximate θ' by optimizing L on D'_{tr} [7, 38].

It is known that black-box attacks are more practical in real-world adversaries with less knowledge required about the model. However, in this work we adopt the grey-box setting. Under the grey-box setting, we assume the adversary has no information about the structure L or parameters θ of linear regression, and does not have access to any large training dataset.

2.2.2 Poisoning Rates

As visualized in Figure 1, a poisoning attack is performed by injecting poisoned data into the training set before the regression model is (re)trained. The influence of an attacker on the resulting model is limited by an upper bound on the proportion $\alpha = n_p/N$ [18] of poisoned data (D_p of size n_p) to the original clean data (D_o of size n_o) in the training dataset (D_N of size $N = n_p + n_o$). An attacker has complete control of the poisoning samples, as such input feature variables and output results can be arbitrarily set within known bounds (These feature bounds may either be derived from D_{tr} or D'_{tr} , or assumed if the data is normalized.). Consistent with restrictions imposed by our settings of MLaaS, online learning, and retraining, prior works rarely consider poisoning rates larger than 20%, as the attacker is limited to being able to control only a small fraction of the training data [18]. Thus, in this paper, we shall investigate poisoning rates up to a maximum of $\alpha = 0.2$.

2.2.3 Defense Assumptions

We shall also be investigating defenses. To the defender, the model is a white box (as they are the model holder), the only additional item of information a defender may not know is the poisoning rate of an attacker. It is possible for the defender to derive the poisoning rate from the size of the update data provided to it. In the event of possible collusion between collaborator, or an inability to derive the poisoning rate, it has been argued that a poisoning rate of $\alpha = 0.2$ is representative of an upper limit of poisoning attacks, and can be assumed as a worst-case scenario.

3 Poisoning Attack based on Optimization

Previous works have discussed a poisoning attack strategy, which is applicable not only to linear regression, but also to classification algorithms. Those poisoning attacks aim to maximize the test error. However, as we have discussed, the attack objective on linear regression is different from the attack objectives for classification algorithms, with the latter seeking to only produce a specific wrong answer. Therefore, we define a new poisoning attack, *Nopt* poisoning attack. By establishing a new poisoning optimization algorithm for linear

regression, this attack will force the model to receive a more dispersed training dataset. With a more dispersed training set this will result in larger losses and/or poor convergence on the regression task, which may erode confidence in the model holder, or simply result in worse prediction confidence in practice.

3.1 Definition of Nopt Poisoning Attack

In this section, we define a new form of linear regression attack, the *Nopt* attack. Previously in Section 2.1, we observed that the loss function of linear regression is the sum of squares from each point to a certain line. When more points are added, the loss function should also increase. However, when the added points are distributed in the similar manner as the pristine data, we obtain (without considering regularization):

$$\frac{L(D_N)}{L(D_o)} = \frac{N}{n_o}. \quad (5)$$

That is, the ratio of the loss function $L(D_N)$ of the new training set D_N to the loss function $L(D_o)$ of the original training set D_o should be equal to the ratio of the size of the new training set N to the size of the original training set n_o when the poisoning data is distributed in a similar way as the original training set. Additionally, as the new training set D_N is made up of the original training set D_o and poisoning data set D_p , we formulate our attack as follows:

$$E = \left| \frac{L(D_N)}{L(D_o)} - \frac{N}{n_o} \right| = \left| \frac{L(D_o + D_p)}{L(D_o)} - \frac{(n_o + n_p)}{n_o} \right|. \quad (6)$$

As we can see from Equations (5) and (6), when the added poisoning points are distributed in the same way as the original data, $E = 0$. The further a data point is added away from the original regression line, the higher the value of E . Therefore, the value of E directly related to the rate of poisoning.

3.2 Application of Nopt Poisoning Attack

Previously, Jagielski et al. [18] established a double-layer optimization problem to find the set of poisoning points that maximizes the loss function of the original data-points. In this section, we compose our new poisoning attack by optimizing the objective function:

$$\begin{aligned} & \arg \max_{D_p} E(D_{tr} \cup D_p, \theta^{(p)}), \\ \text{s.t. } & \theta^{(p)} \in \arg \min_{\theta} L(D_{tr} \cup D_p, \theta). \end{aligned} \quad (7)$$

The *Nopt* poisoning attack searches for poisoning data-points D_p by maximizing E , optimizing the loss function with respect to the poisoning training dataset. Intuitively, the key difference between the work [18] and *Nopt* is that the optimization evaluated for each subsequent poisoning point

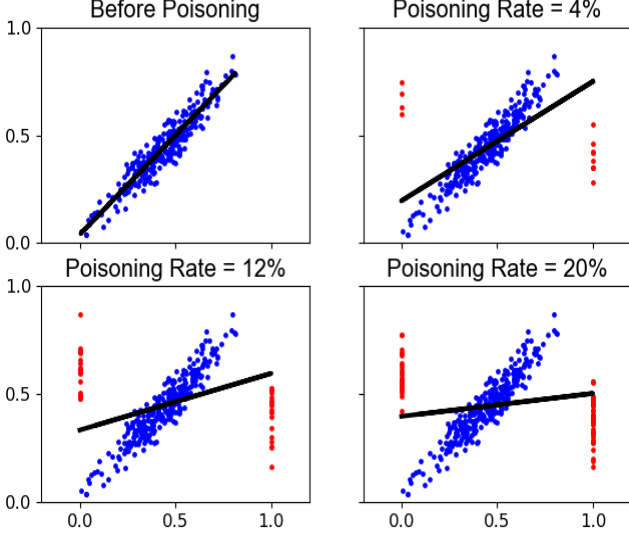


Figure 2: Impact on learned regression line as a result of poisoning attacks at different poisoning rates. The original unpoisoned data is shown in blue, while poisoning data is shown in red.

is performed on a dataset $D_{tr} \cup D_p$ that includes all previous poisoning points, thereby creating a new poisoning point that maximizes the loss of the collective training dataset of original clean and poisoning points.

Algorithm 1 outlines the Nopt poisoning attack. As our loss function takes the same form as that of [18], the process to find the optimal points, we adopt the same gradient descent approach. In summary, vector x_c is updated through a line search along the direction of the gradient from the outer objective E (evaluated at the current iteration). The algorithm finishes when the outer objective E yields no further changes. Figure 3, illustrates the iterative process of Nopt to find out the poisoning points.

A visual representation of the learned regression line when our attack algorithm is used with different poisoning rates is shown in Figure 2. If the abscissa of the poisoning point must be located in the feasible domain, then we can still obtain an optimal solution within the feasible domain, and E will converge.

This application scenario is realistic as the attacker’s goal was to create poisoning data-points to interfere with the original data-points without making the poisoning points appear abnormal, and thus compromise the secrecy of the attack. Therefore the attacker should determine the feasible domain before determining the location of the poisoning point through optimization. Through Equation (6), we obtain the set of poisoning points D_p with a specified poisoning degree E' .

Algorithm 1: Nopt poisoning attack algorithm.

Input: $D = D_{tr}$ (white-box) or $D = D'_{tr}$ (grey-box), L , E , the initial poisoning attack samples $D_p^{(0)} = (x_c, y_c)_{c=1}^p$, a small positive constant ϵ .

- 1: $i \leftarrow 0$ (iteration counter);
- 2: $\theta^{(i)} \leftarrow \arg \min_{\theta} L(D \cup D_p^{(i)});$
- 3: **repeat**
- 4: $e^{(i)} \leftarrow E(\theta^{(i)});$
- 5: $\theta^{(i+1)} \leftarrow \theta^{(i)};$
- 6: **for** $c = 1, \dots, p$ **do**
- 7: $x_c^{(i+1)} \leftarrow \text{linesearch}(x_c^{(i)}, \nabla_{x_c} E(D \cup D_p^{(i+1)}), \theta^{(i+1)});$
- 8: $\theta^{(i+1)} \leftarrow \arg \min_{\theta} L(D \cup D_p^{(i+1)});$
- 9: $e^{(i+1)} \leftarrow E(\theta^{(i+1)});$
- 10: **end for**
- 11: $i \leftarrow i + 1;$
- 12: **until** $|e^{(i)} - e^{(i+1)}| < \epsilon$

Output: The final poisoning attack sample $D_p \leftarrow D_p^{(i)}$.

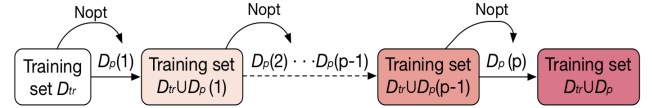


Figure 3: The workflow of the poisoning attack algorithm

3.3 Gradient Computation

The loss function we have defined in Equation (7) takes the same form as the loss function found in the work [18]. Consequently, the derivation and computation of the gradients are identical. For brevity, we summarize the steps taken by Jagielski et al. [18].

Algorithm 1 reduces to a gradient-ascent task with a line search. To compute the gradient ($\nabla_{x_c} E(\theta^{(p)})$), whilst capturing the relationship between θ and the poisoning point x_c , the chain rule can be used:

$$\nabla_{x_c} E = \nabla_{x_c} \theta(x_c)^T \cdot \nabla_{\theta} E, \quad (8)$$

where the first term captures the dependency of learned θ and the point x_c , and the second term is the derivative of the outer objective with respect to the regression parameters θ .

To solve $\nabla_{x_c} \theta(x_c)$ in the bilevel optimization problem, the inner learning problem is replaced with its Karush-Kuhn-Tucker (KKT) equilibrium condition, i.e., $\nabla_{\theta} L(D_{tr} \cup D_p, \theta) = 0$, while searching for x_c . This replacement is necessary as approximations will be required to solve the inner problem, particularly when the inner problem is not convex (when the inner problem is convex, it may be solved via its closed form expression). Imposing the derivative with respect to x_c

satisfies this condition, $\nabla_{x_c} \nabla_{\theta} L(D_{tr} \cup D_p, \theta) = 0$. It is seen that L depends explicitly on x_c and implicitly through θ . One final application of the chain rule produces the linear system:

$$\nabla_{x_c} \nabla_{\theta} L + \nabla_{x_c} \theta^T \cdot \nabla_{\theta}^2 L = 0. \quad (9)$$

For our specific form of L given in Equation (4), the derivative is follows:

$$\begin{pmatrix} \frac{\partial \omega^T}{\partial x_c} & \frac{\partial b}{\partial x_c} \end{pmatrix} \begin{bmatrix} \Sigma + \lambda g & \mu \\ \mu^T & 1 \end{bmatrix} = -\frac{1}{n} [M \quad \omega], \quad (10)$$

where $\Sigma = \frac{1}{n} \sum_i x_i x_i^T$, $\mu = \frac{1}{n} \sum_i x_i$, and $M = \omega x_c^T + (f(x_c) - y_c) \mathbb{1}d$.

When Algorithm 1 is used to implement this attack, both x_c and y_c are to be updated along the gradient $\nabla_{x_c} E$ (cf. Algorithm 1, line 7) As this method of solving the optimization originates from the work [18], more details about the derivation can be found there.

With this, we have to use tools to perform the optimization for our Nopt poisoning attack. Following the proposal of the defense algorithm shown in Section 4, in Section 5 we will evaluate our attack in comparison to previous poisoning attacks. We shall demonstrate that our subtle change in Equation (7) produces larger errors compared to the previous poisoning attack on linear regression models, for the same given poisoning rates.

4 Defense Against Poisoning Attacks

In this section, we propose a new probabilistic defense algorithm, named *Proda* algorithm, which is designed to deal with regression learning poisoning attacks. We shall analyze its time complexity and efficiency. The objective of the Proda algorithm is similar to TRIM [18], which is to find the original training set through a subset solving algorithm, instead of trying to identify the poisoning set of the algorithm. If we randomly select γ points, the probability of all γ points belonging to the unpolluted training set is:

$$P_1 = (1 - \alpha)^\gamma. \quad (11)$$

If we randomly select β groups of γ points, the probability that no group of points belongs to the unpolluted training set is:

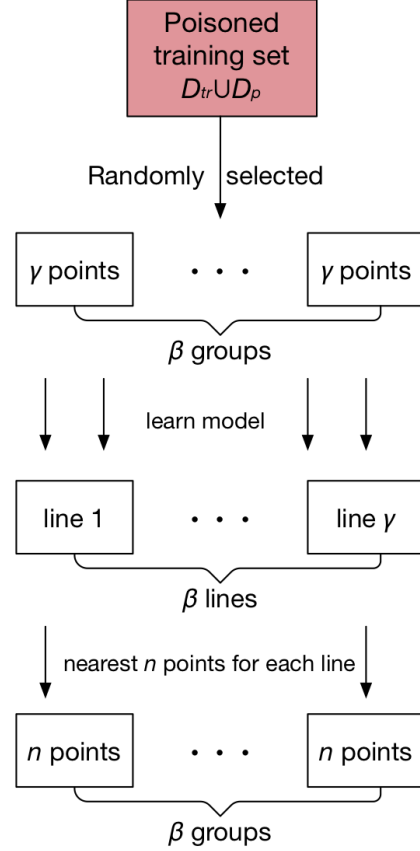
$$P = (1 - P_1)^\beta. \quad (12)$$

When $P \leq \epsilon$, a small positive constant, there must be a group of points all belonging to the unpolluted training set. This means if the value of β follows the rules of Equation (13), there must be a group of γ points that all belong to the unpolluted training set.

$$(1 - (1 - \alpha)^\gamma)^\beta \leq \epsilon, \quad (13)$$

where α represents the poisoning rate. So the value of β is:

$$\beta = \log_{1 - (1 - \alpha)^\gamma} \epsilon. \quad (14)$$



Find the smallest MSE of n points for β lines

Figure 4: The workflow of the defense algorithm

The steps of Proda algorithm are illustrated in Figure 4, and formally detailed in Algorithm 2. However, intuitively, the Proda algorithm proceeds as follows:

1. Given α and γ , calculate the value of β .
2. Choose β groups of γ points at random. (This step can ensure that there must be a group of γ points that all belong to the unpolluted training set).
3. Each group of γ points is subjected to linear regression, resulting in β lines.
4. For each line, take the n points closest to that line.
5. Each group of n points is subjected to linear regression, resulting in β lines, and we obtain β groups of MSEs.
6. Find n points corresponding to the smallest MSE.

As Proda requires the pre-selection of γ , in Figure 5, we graphically display the effect of different selected γ on the resulting regression line.

Algorithm 2: Proda algorithm.

Input: Training data $D = D_{tr} \cup D_p$ of $|D| = N$; number of attack points $p = \alpha \cdot n$; γ ; ϵ

- 1: $\beta = \epsilon / (1 - \alpha^\gamma)$
- 2: $i \leftarrow 1$ (iteration counter)
- 3: **for** $i \leq \beta$ **do**
- 4: $J^{(i)} \leftarrow$ a random subset of size $\gamma \in \{1, \dots, a\}$;
- 5: $L^{(i)} \leftarrow \arg \min_{\theta} L(J^{(i)}, \theta)$;
- 6: $list^{(i)} \leftarrow$ distance of N points to $L^{(i)}$;
- 7: $Q^{(i)} \leftarrow \text{sorted}(list^{(i)})[N]$;
- 8: $S^{(i)} \leftarrow \arg \min_{\theta} L(Q^{(i)}, \theta)$;
- 9: $M^{(i)} \leftarrow$ the MSE between $S^{(i)}$ and $Q^{(i)}$;
- 10: $i \leftarrow i + 1$;
- 11: **end for**
- 12: $M^{(j)} \leftarrow \min(M^{(i)})$;

Output: The final optimizing sets $Q^{(j)}$.

4.1 Efficiency

According to Equation (6), we know that from the sets of points we randomly sample, there must be a group of points that all belong to the unpolluted dataset. Therefore, when comparing the MSE minimum values of β groups, even if there are poisoning points in the group of the smallest MSE, they must conform to the original distribution and rules of the training dataset, and will have little impact on altering the regression model. Therefore, we argue that the Proda algorithm has good efficacy in mitigating the poisoning attack. An empirical evaluation on the efficiency of different defense algorithms will be demonstrated in Section 5.

The goal is to select γ points that all belong to the original training set and that these points sufficiently reproduce the linear relationship of the original training set. Our algorithm can guarantee that the γ selected points are likely to all belong to the original training set, but whether these points can represent the linear regression trend of the original training set depends on the value of γ .

It is known that for one-dimensional inputs, two points are required to define a linear relationship, between the input (\mathbb{R}) and the one dimensional output (\mathbb{R}), and for two dimensional inputs, three points, to define the linear relationship between the input (\mathbb{R}^2) and output (\mathbb{R}). Therefore, assuming the size of uncontaminated training sets is $m = n_o$, and the feature dimensionality of the training dataset is d , the minimum value of γ also needs to be at least one feature dimension greater than the input training set (\mathbb{R}^d), i.e., $\gamma \geq d + 1$.

When $\gamma = d + 1$, we can only guarantee that the line obtained by the defense algorithm is d -dimensional. Therefore, it is very difficult to make randomly selected γ points in training set of m points that conform to the original trends of the dataset.

Assuming that the points in the unpoisoned training set are evenly distributed, we can obtain the relationship between

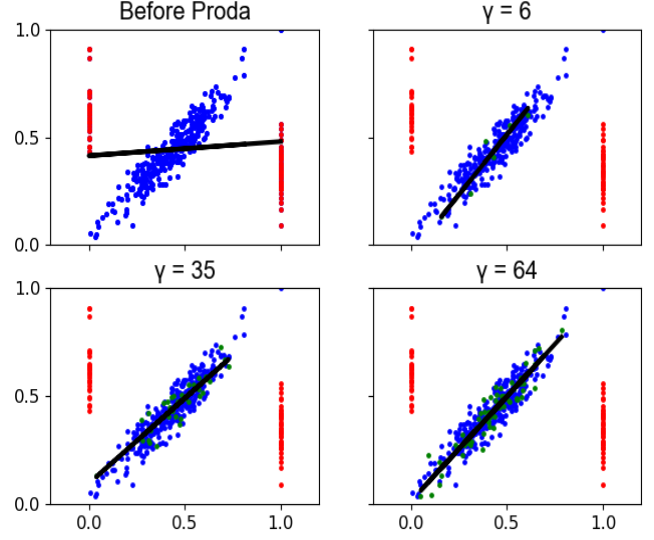


Figure 5: Different parameters γ used in the Proda algorithm. The original unpoisoned data-points are shown in blue, poisoning datapoints in red, and defensive data-points generated by the Proda algorithm in green, where green data-points are subsets of blue ones. The Proda algorithm screens out the subsets of uncontaminated datasets.

the MSE of the original training set D_{tr} on its corresponding line θ_r and the MSE of the γ points D_γ on its corresponding line θ_γ , as shown in Equation (15):

$$\text{MSE}(D_{tr}, \theta_{tr}) \leq \frac{m}{\gamma} \cdot \text{MSE}(D_\gamma, \theta_\gamma). \quad (15)$$

As γ increases, the difference between $\text{MSE}(D_{tr}, \theta_{tr})$ and $\frac{m}{\gamma} \cdot \text{MSE}(D_\gamma, \theta_\gamma)$ becomes smaller, defense algorithms would also be more efficient, but the corresponding time complexity will become worse (We will analyze the time complexity of the defense algorithm in detail in Section 4.2.).

4.2 Time Complexity

We now compute the time complexity of our proposed defense. According to Equation (6), we know that the probability of at least one group of γ points all belonging to the unpolluted data set is:

$$P_u = 1 - (1 - (1 - \alpha)^\gamma)^\beta. \quad (16)$$

When $P \leq \epsilon$, P_u approaches 1. The value of β satisfies:

$$\beta \geq \log_{1 - (1 - \alpha)^\gamma} (1 - P_u). \quad (17)$$

That is, at least β times of random point selection can be carried out to obtain a high probability of obtaining a group of γ points which are all uncontaminated data.

Thus, the time complexity of Proda algorithm is:

$$T(n) = O(n) \times \log_{1 - (1 - \alpha)^\gamma} (1 - P_u), \quad (18)$$

where $O(n)$ is the time complexity of the linear regression algorithm. We note that if the feature dimensionality of the training data set is d , and $\gamma \geq d + 1$, the minimum time complexity can be found as $T(n) = O(n) \times \log_{1-(1-\alpha)^{d+1}}(1 - P_u)$.

In contrast, for the time complexity of the TRIM algorithm, which we obtain by inspecting the TRIM algorithm, the worst case of TRIM involves the traversal of all n training subsets; thus, TRIM may iterate $\binom{M}{m}$ times.³ Therefore, when the time complexity of TRIM is compared to our Proda algorithm, a huge improvement is expected.

5 Experimental Analysis

Note that our poisoning attack algorithm in Section 3 is stated without any assumptions on the training data distribution. In practice, such information on training data is typically unavailable to attackers. Moreover, an adaptive attacker can also inject poisoning samples to modify the mean and covariance of training data. Thus, we argue that our attack algorithm results are stronger than prior works as we rely on fewer assumptions except for the work [18] (IEEE S&P 2018) of which the assumptions are the same as ours. To evaluate the effectiveness of our attacks and defenses, we have selected two key metrics: MSE to measure the effects of poisoning as a result of the attacks and defenses (or the “success” of the attack), and the time complexity of each configuration; this time is computed by multiplying the number of iterations required for each configuration (we assume an average of 1000 iterations per $1\mu\text{s}$ on our computer hardware).

Our attack and defense algorithms were implemented in Python 3.7, leveraging the NumPy and scikit-learn libraries. We use a conventional cross-validation method to split the datasets into three equally-sized sets for training, validation, and testing. To ensure data splitting biases are not introduced, we repeat each experiment and average results over 5 independent runs.

The remainder of this section is laid out as follows. We first describe the datasets used in our experiments in Section 5.1. Followed by Section 5.2, we compare results obtained from our poisoning optimization algorithm with previous poisoning attacks on the datasets we have obtained, across four different types of regression models. Finally, we present the results of our Proda algorithm and compare it with previous defenses in Section 5.3.

5.1 Datasets

We first introduce the four publicly available datasets used in our evaluation.

- **Housing Prices** [22], a dataset used for predicting the price of the house at the time of sale given attributes of the house structure, and location information.

- **Loans** [21], a lending dataset that seeks to estimate the appropriate interest rate of a loan given information about the total loan size, interest rate, amount of principal paid off, and the borrower’s personal information such as credit status, and state of residence.
- **Pharm** [29], a pharmaceuticals dataset that estimates the dosage of Warfarin for a patient depending on physical attributes of said patient, such as age, height, and weight.
- **Bike Sharing** [10], the Capital Bikeshare system dataset estimates the number of vehicles within a certain time period, given hourly information of rental bikes and environmental variables like weather.

The aforementioned datasets, with the exception of the bike sharing dataset, have been used in previous evaluations of poisoning attacks on regression models [18].⁴ All datasets are pre-processed in the same manner, with categorical variables one-hot encoded, and numerical features normalized between 0 and 1. This produces 275, 89, 204, and 15 features for Housing, Loans, Pharm, and Bike Sharing, respectively. In total, each dataset contains 1460, 887383, 4683, and 17389 records, respectively. However, due to computational limitations, the only first 5, 4, 3, and 8 features of the Housing Prices, Loans, Pharm, Bike Sharing datasets, respectively, were used in the defense evaluation.

5.2 Nopt Poisoning Attack

We now perform experiments on the four selected regression datasets to evaluate our newly proposed attack. In addition, we compare our results to MSEs of the unpoisoned dataset and the optimization attack as proposed by Jagielski et al. [18].

We use MSE as the metric for assessing the effectiveness of an attack, and also compute the attacks’ time complexity. We vary the poisoning rate between 4% and 20% at intervals of 4% with the goal of inferring the trend in attack success. Figures 6, 7, 8 and 9 show the MSE of each attack on OLS, Ridge, LASSO, and Elastic-net regression, respectively. We note that Jagielski et al. [18] had only evaluated Ridge and LASSO regression. We plot results for the unpoisoned dataset (called Unpoison), optimization attack, proposed by Jagielski et al. [18] (called Opt), in addition to our Nopt attack. The horizontal coordinate is the poisoning rate α , that is, the proportion of pollution data in the new training dataset, and the vertical coordinate is the MSE of the model trained on the poisoned dataset. Overall it can be observed from the diagrams that Nopt is able to achieve larger MSE (in comparison to Opt) for the same poisoning rate. While every configuration of the regression type, dataset and poisoning rate observes Nopt exceeding Opt, we note that Figures 7(c) and 8(c) show a relatively similar increase of MSE between the two attacks.

³No time complexity threshold was provided in TRIM’s proposal [18].

⁴We have used the datasets available at <https://github.com/jagielski/manip-ml>.

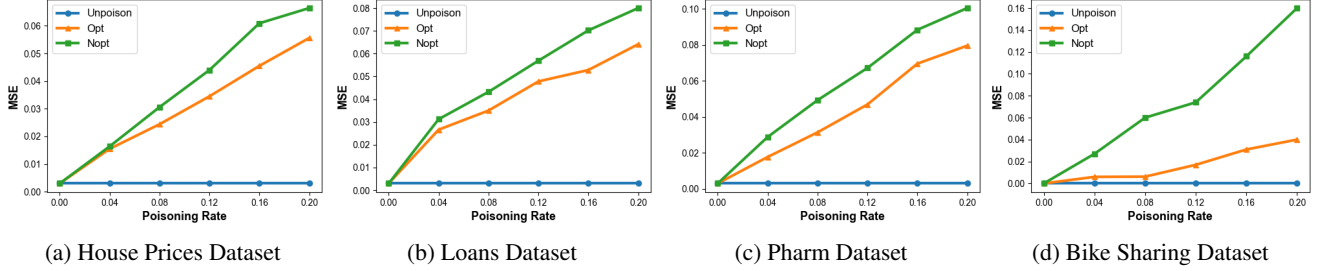


Figure 6: Mean Squared Error (MSE) of poisoning attacks on OLS regression on the four datasets

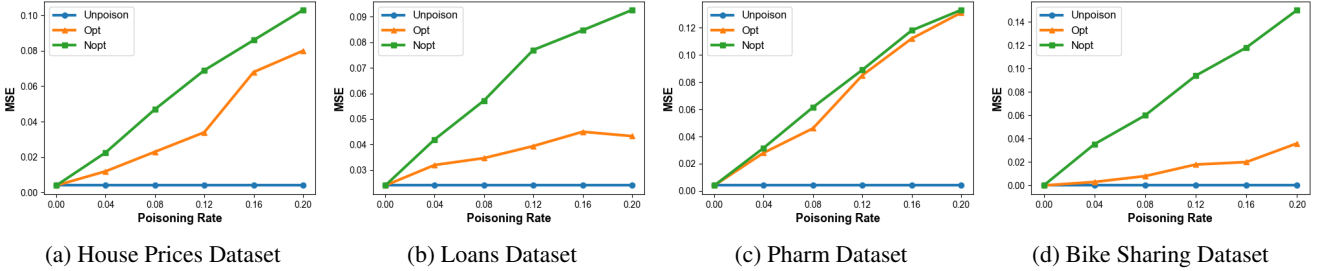


Figure 7: MSE of attacks on Ridge regression on the four datasets

In Table 1, we detail the specific MSEs of our new attack (Nopt) and the optimization attack proposed by Jagielski et al. [18] (Opt). For this table, we reproduce the numerical value of the MSE at a fixed poisoning rate of $\alpha = 0.2$. From Table 1 we can observe that when the poisoning rate is $\alpha = 0.2$, our attack (Nopt) is again consistently higher than that of the previous attack algorithm (Opt). Our results confirm that the optimization framework we design demonstrates increased effectiveness when poisoning both different linear regression models and across datasets. The Nopt attack can achieve MSEs with a factor of 1.3 higher than the Opt attack in the House dataset, a factor of 1.5 higher in the Loan dataset, a factor of 1.2 higher than Opt in the Pharm dataset, and a factor of 4.0 higher than Opt in the bike sharing dataset.

5.3 Proda Defense Algorithm

In this section, we evaluate if our Proda algorithm can effectively defend against the optimized attack (Nopt), the attack that produced the highest MSE in Section 5.2.

We shall use two measures in the experiment: the difference of MSE and time complexity. We evaluated the MSE among the resulting dataset of the Proda algorithm, the resulting dataset of TRIM algorithm, and the unpolluted dataset. We also evaluated the time complexity of our defense by measuring the running time of the algorithm. For the probability algorithm, different γ values will produce different operation results and time complexities; thus our experiments will also contain results for different values of γ .

5.3.1 Defense Efficiency

When the experiment was performed, γ and α are assumed known to be the defender (Recall from Section 2.2.2, α is known by the defender, as they can assume that every sample submitted to the learning process is likely to be malicious; in the event that the α is unknown and cannot be found by the defender, the defender can assume an upper bound of 0.2 poisoning rate.). Therefore in specific cases, β , the intermediate variable, would not change. So, if γ is given, MSE varies only with the poisoning rate (Figure 11, for a fixed $\gamma = 50$). If a poisoning rate α is given, MSE varies only with γ (Figure 10, for a fixed $\alpha = 0.2$).

Figure 10 shows the resulting MSE of the poisoning attack when setting different values of γ for the defense algorithm. We can see that when γ is small, the defense efficacy of Proda is less than that of TRIM (with the exception of the bike sharing dataset, where the MSE is the same), but with an increase of γ , the effectiveness of Proda in removing the influence of poisoning samples increases, however at the cost of additional computational time (see Table 2). As we have previously described in Section 4, Proda seeks to find a subset of data that contains only clean samples, as the presence of poisoning points will increase the MSE of the resulting regression (in the overall model and in each subset evaluated by Proda), poisoning points that greatly increase the dispersion of the subset (and thus MSE) will be discarded by Proda. In Figure 10(b), when γ is equal to twice the number of features, the MSE of the probability algorithm result is lower than the MSE of the unpolluted dataset, while the remaining datasets observe lower MSE compared to the unpoisoned dataset for all values

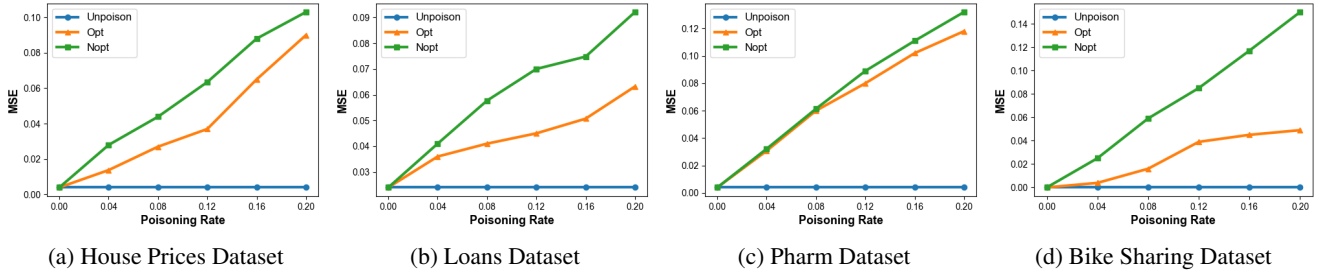


Figure 8: MSE of attacks on LASSO regression on the four datasets

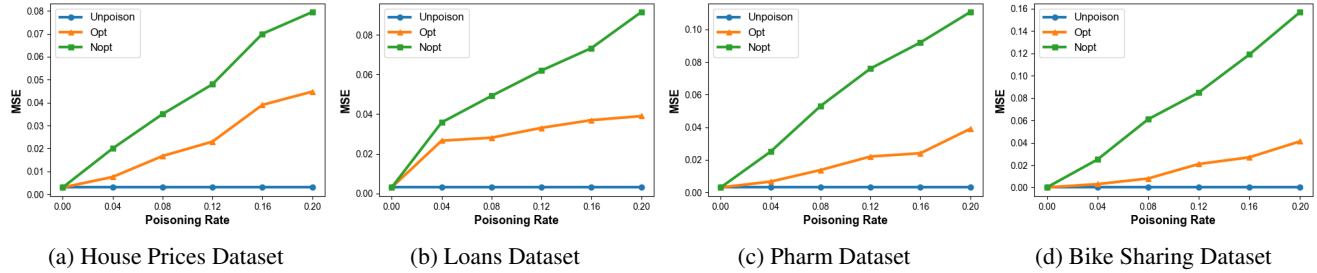


Figure 9: MSE of attacks on Elastic-net regression on the four datasets

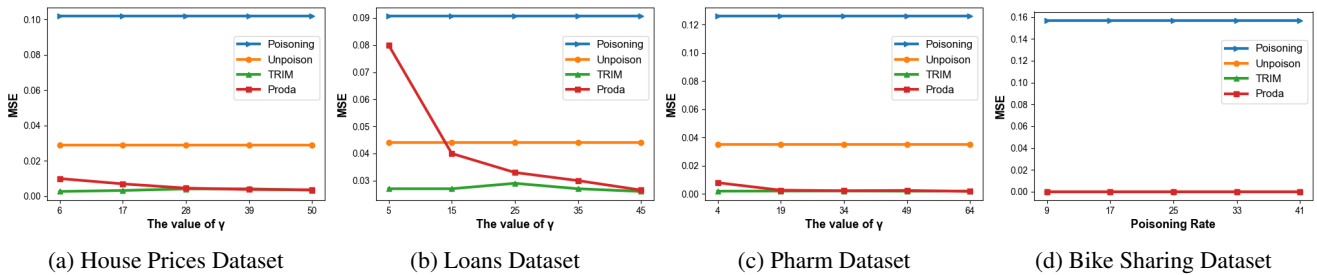


Figure 10: The effects of increasing γ on the efficiency of defense algorithms on our four datasets (The poisoning algorithm is Nopt on LASSO regression, poisoning rate $\alpha = 0.2$.) Both TRIM and Proda algorithms have smaller MSE results than unpoisoned data sets. When the γ value is large, the defensive effect of the two algorithms converge. In the bike sharing dataset, three lines of Unpoison, TRIM and Proda overlap. The Proda algorithm achieves a satisfying defense effect when γ is set to be the minimum value $d + 1$.

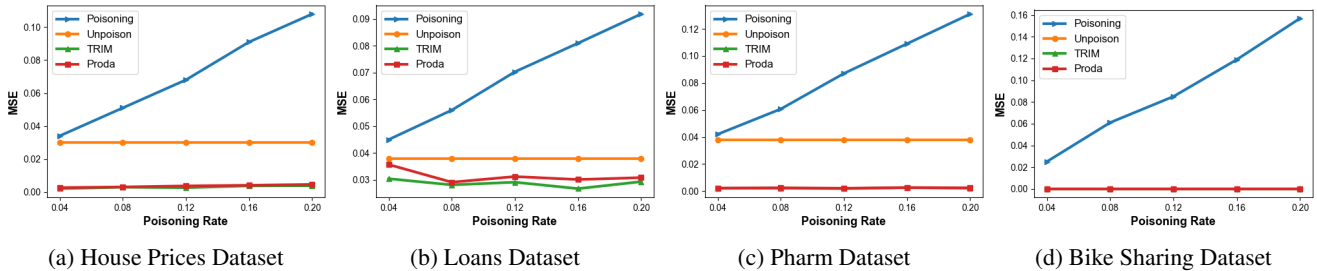


Figure 11: The effects of different poisoning rates α on the efficiency of defense algorithms on our four datasets (The poisoning algorithm is Nopt of LASSO regression, $\gamma = 50$.) Both Proda and TRIM algorithms display good defensive performances at various poisoning rates. In the house price dataset and pharm dataset, the two trends overlap. In the bike sharing dataset, Unpoison, TRIM, and Proda trends overlap.

Table 1: Comparison of MSE between Opt and our newly proposed Nopt poisoning algorithms. It can be observed that in all configurations, our attack achieves a larger MSE.

Dataset	Regression	MSE after Poisoning ($\alpha = 0.2$)	
		Opt	Nopt
House Prices	OLS	0.055	0.07
	Ridge	0.07	0.10
	LASSO	0.085	0.10
	Elastic-net	0.04	0.08
Loans	OLS	0.061	0.081
	Ridge	0.043	0.095
	LASSO	0.062	0.094
	Elastic-net	0.032	0.091
Pharm	OLS	0.077	0.10
	Ridge	0.134	0.145
	LASSO	0.11	0.14
	Elastic-net	0.031	0.11
Bike Sharing	OLS	0.04	0.16
	Ridge	0.036	0.15
	LASSO	0.049	0.15
	Elastic-net	0.0413	0.157

of γ . This indicates that a proper γ can induce not only an effective defense result observed, but it also has assisted in the generalization of the model. We assert that the result is obtained as Proda also removes poor training points that may exist in the unpolluted dataset. It can be seen from Figures 10 and 11 that the resulting MSE of TRIM algorithm is lower than the resulting MSE of the probability algorithm and lower than the MSE of the unpolluted dataset until γ is much larger. We can infer from four figures, that it is likely that there exists a value of γ which will result in Proda performing better than TRIM. *We note that we have not evaluated other defenses since Jagielski et al. [18] have shown that TRIM, their state of the art, is capable of outperforming prior defense mechanisms.* In the bike sharing dataset, we can see from Figure 10(d) that three lines of Unpoison, TRIM, and Proda are almost compressed to one line, indicating their performances resemble each other. Proda has achieved a satisfying defense effect when the parameter γ is set as a minimum threshold, i.e., $\gamma = d + 1$. Although the three lines overlap almost completely all the way to $\alpha = 41$, if we further zoom in, the performance of Proda’s defense will boost as the γ increases.

5.3.2 Time Complexity

In Section 4.2, we analyzed the time complexity of Proda and TRIM, and found that the worst case of Proda is superior to TRIM. In both Tables 2 and 3, we detail the respective computed time complexities of Proda and TRIM, for different

Table 2: Comparison of defense algorithm time performance when γ is varied for Proda on four datasets (The poisoning attack used for this evaluation is Nopt on Ridge regression with the poisoning rate $\alpha = 0.2$. The size of our unpoisoned training set is 300.).

Dataset	Algorithm	γ	Time Complexity (average, s)	Time Complexity (worst case, s)
House Prices	TRIM	-	0.021	$\geq 5^{80}$
		6	0.037	0.037
	Proda	28	5.946	5.946
		50	806.646	806.646
Loans	TRIM	-	0.021	$\geq 5^{80}$
		5	0.028	0.028
	Proda	25	3.041	9.294
		45	264.318	264.318
Pharm	TRIM	-	0.021	$\geq 5^{80}$
		4	0.021	0.021
	Proda	30	9.294	9.294
		60	7512.528	7512.528
Bike Sharing	TRIM	-	0.021	$\geq 5^{80}$
		9	0.079	0.079
	Proda	25	3.041	3.041
		41	108.261	108.261

values of γ (see Table 2), and different values of α (see Table 3). We reiterate that the time complexity indicated in these tables are computed by the number of iterations established in Section 4.2 with an assumed average processing speed of 1000 iterations per $1\mu s$ on our computing hardware.

In Table 2, for a fixed $\alpha = 0.2$, the time complexity of Proda algorithm is directly related to γ and the number of features (recall that 5, 4, 3, and 8 features were used in House, Loan, Pharm, and Bike Sharing datasets, respectively), while the time complexity of the TRIM algorithm is related to the training data size (The size of our unpoisoned training set is 300.). From the average and worst-case time complexities shown in Table 3, it can be observed that TRIM is faster than the Proda on the average case; however, our Proda algorithm provides an upper bound on the time complexity. In Table 3, we observe time complexities for a fixed $\gamma = 50$, but a varying poisoning rate α , we can see that the worst-case time complexity of the two algorithms increases with the increase of the poisoning rate α ; however, as we have shown earlier in Section 4.2, Proda is bounded by the worst-case scenario.

Note that TRIM algorithm uses an iterative search to find the smallest MSE subset as its defense. Suppose the size of the poisoned training set is k . The worst-case scenario for TRIM is to exhaust $\binom{k}{(1-\alpha)k}$ subsets to converge. In the case of a poisoning rate of $\alpha = 0.2$, TRIM will not terminate until it has compared MSEs of $\binom{k}{0.8k}$ subsets ($\geq 1.6^k$ subsets, given Stirling’s approximation). In contrast, Proda algorithm squarely selects the smallest MSEs of $1 - \alpha k$ unpoisoned data-points from our randomly chosen subsets; hence, the

Table 3: Comparison of defense algorithm time performance when the poisoning rate α is varied on four datasets (The poisoning attack is Nopt on Ridge regression with a fixed $\gamma = 50$. The size of our unpoisoned training set is 300.)

Dataset	Algorithm	α	Time Complexity (average, s)	Time Complexity (worst case, s)
House Prices	TRIM	4%	0.021	$\geq 5^{18}$
		12%	0.021	$\geq 5^{43}$
		20%	0.021	$\geq 5^{80}$
	Proda	4%	0.143	0.143
		12%	12.162	12.162
		20%	806.646	806.646
Loans	TRIM	4%	0.021	$\geq 5^{18}$
		12%	0.021	$\geq 5^{43}$
		20%	0.021	$\geq 5^{80}$
	Proda	4%	0.143	0.143
		12%	12.162	12.162
		20%	806.646	806.646
Pharm	TRIM	4%	0.021	$\geq 5^{18}$
		12%	0.021	$\geq 5^{43}$
		20%	0.021	$\geq 5^{80}$
	Proda	4%	0.143	0.143
		12%	12.162	12.162
		20%	806.646	806.646
Bike Sharing	TRIM	4%	0.021	$\geq 5^{18}$
		12%	0.021	$\geq 5^{43}$
		20%	0.021	$\geq 5^{80}$
	Proda	4%	0.143	0.143
		12%	12.162	12.162
		20%	806.646	806.646

time complexity of Proda algorithm is dependent only on the value of the parameter γ we define, consequently offering a substantial reduction in the worst-case time complexity of such a defense.

6 Discussion

In this section, we discuss the limitations of this paper and survey the related work.

6.1 Limitations

Supervised machine learning algorithms can solve common regression and classification problems, but the training data of supervised machine learning may potentially be manipulated by attackers seeking to interfere with the training process for their own nefarious purposes. For example, an attacker may add poisoning data to interfere with a supervised machine learning algorithm and likewise, a defender can use data optimization to prevent data poisoning attacks. In data poisoning attacks, attackers may have a variety of goals to interfere the regression result. In this work we focus on maximizing the dispersion of the training set. As we have discussed earlier, an investigation into the possibility of a targeted attack is still in question.

When defending against poisoning attacks, the Proda algorithm seeks to find a subset of points that minimize the linear regression loss function. In prior work TRIM [18], defense algorithms have been proposed against linear regression poisoning attacks. Both TRIM [18] and our work are based on the premise that the loss function of linear regression greatly increases with the addition of even a single poisoned point, a method that differs from other approaches which seek to classify or isolate poisoned points. What our approaches differ is that the worst-case time complexity of our defense algorithm Proda is better than TRIM [18]. While we have experimentally demonstrated the effectiveness in removing the effect of poisoning attacks, it is possible that Proda can be retooled to detect the subset of poisoning points.

Our Proda algorithm has a parameter γ , which controls the precision and time complexity of the defense algorithm. The setting of the parameter γ is data-dependent; however, we have established that γ should not be less than one more than the dimension of the dataset $d + 1$. Experimentally, we observed that a larger γ will produce lower MSE at the expense of a higher time complexity. It can be seen from Figure 10 that when γ approaches d^2 , Proda algorithm can obtain basically stable defense efficiency. The specific value of γ should be chosen based on a time complexity acceptable to the defender.

6.2 Related Work

With machine learning models deployed in a wider range of applications, the research community has subject machine learning algorithms as the target of a multitude of attacks from *data poisoning attacks*, *backdoor attacks*, and *evasion attacks*. In data poisoning attacks, the attacker can either compromise the integrity of the system for specific users, without affecting the use of the system for regular users, or make the system unavailable for all users by manipulating the training data. Backdoor attacks are a type of attack aimed at fooling the model with corrupted inputs. The backdoor attacker trains (or retrains) a model with poisoned data to obtain a model that performs well on a benign test set but behaves erroneously when a pre-determined trigger is applied to an input. Evasion attacks, however, seek to exploit the decision space of a trained model by finding small perturbations that can be added to an input to evade particular outputs of a model, for example, hide malware from detection. Many of these attacks stem from works on Adversarial Examples, whereby machine learning models were shown to be highly sensitive to small adversarial perturbations to the input [14, 15, 27, 46].

Poisoning attacks. Data poisoning attacks are a general class of attacks that manipulate the training data of a machine-learning system such that the learned model behaves in a way dictated by the attacker. Such poisoning techniques have been studied in various applications, such as anomaly detection [41] and email spam filtering [35]. It has also been shown that data poisoning attacks are indifferent to the underlying

machine learning algorithm (SVMs [6,50], regression [18,51], graph-based approaches [48,56], neural networks [16], and federated learning [11]). While the aforementioned works primarily compromise classification tasks, there has also been work on poisoning recommender systems [13,24,53]. Most relevant to ours is attacks against regression tasks [18,33], whereas our attack outperforms all the prior works.

Backdoor attacks. Backdoor attacks target the training set of the machine learning algorithm, contaminating the training set with poisoned samples of either a target class [8], or all classes (untargeted) [1,19]. The goal of the backdoor is to force a machine learning model to learn that when a pre-determined trigger is present in an input (targeted or non-targeted) the model should output a class that has been pre-determined by the attacker. However, as the backdoor name suggests, when inputs without the trigger are present, the model should perform indifferently to an un-backdoored model. Many of the backdoor works to date have focused on images, with an increasing number of works seeking to make their triggers harder to detect by both automated detection mechanisms and humans inspectors [2,25,28,42,43]. **Clean label attacks.**

Both poisoning attacks [44,55] and backdoor attacks [47,54] have seen development towards clean-label attacks. An arguably harder attack scenario seeks to produce corrupted data inputs that still resemble the assigned label. While for a classification task this label is well defined, in regression problems, as we have studied in this work, the “correct” output is a bit more arbitrary and may be hard to judge. The primary interest in clean labels is on inputs that take the form of an image, or video, as upon human inspection, it is clear that a discrepancy may exist between the input and the label. On the contrary, when dealing with purely numerical inputs and outputs, as commonly found in regression tasks, there may not be a clear relationship for a human inspector to scrutinize, and for clean labels to be a necessary requirement in such an attack.

Evasion attacks. While poisoning and backdoor attacks have access to the machine learning training stage to launch their attack, the evasion attack does not have this luxury. The evasion attack is launched post-model training, whereby attackers attempt to manipulate the data inputs to force a desired output [5,37]. Without the ability to alter the model parameters, the attack explores the decision boundary (on classification models), or learned relationships (on regression models) to find a perturbation that may be applied to the input (to provide the forced output). Oftentimes evasion attacks are posed as a means to bypass security implements, such as spam filtering [20,23,31], network intrusion detection [49], and biometric recognition [3,40]. **Defenses against poisoning attacks.**

Many defense mechanisms have been proposed to defend against poisoning attacks [4,7,35,41]. One core approach

to mitigating poisoning attacks is to recognize that the poisoned data is intentionally dissimilar to the clean training data (as to inflict the greatest change to the learning process). Due to the limitation on the proportion of poisoned data to clean data an attacker has control over, the poisoned data may be treated as outliers, and mitigated with data sanitization techniques [9,17,39]. The other means to defend against potentially poisoned data is to use robust learning algorithms [18,30,41,52]. These algorithms are designed to limit the sensitivity to any single sample within the training data. Differential privacy has also been investigated as a means to mitigate data poisoning attacks [32]. Specifically for regression models, the closest to this work is TRIM [18], a defense capable of managing a large number of poisoning data points. Like Proda, TRIM finds a subset of training data that minimizes the model loss, and uses this subset as a representative set to train the non-poisoned model.

7 Conclusion

We systematically study the poisoning attack and its defense for regression models in an online or MLaaS setting. We have proposed a modification to an attack optimization framework that requires no additional knowledge of the training process, yet produces better offensive results. Our attack allows attackers to carry out both white-box and grey-box attacks and is capable of increasing the dispersion of the poisoned training set. However, as attackers may have many goals in the interference of the regression outcome, the possibility of targeted attacks remains in question. To respond to a more powerful poisoning attack developed in this paper, we designed a probabilistic defense algorithm, Proda, which can be tuned to effectively mitigate poisoning attacks on the regression model while significantly reducing the worst-case time complexity. We highlight that the time complexity of the state-of-the-art defense, TRIM, had not been estimated; however, we deduce from their work that TRIM can take exponential time complexity in the worst-case scenario, in excess of Proda’s logarithmic time. We have comparatively evaluated the state-of-the-art attacks and defenses against our own on several datasets in the fields of real estate, financial lending, health care, and bike sharing services. While we have experimentally demonstrated an effective mitigation of poisoning attacks by identifying a clean subset, there persists the possibility that our proposed defense can be retooled to detect the subset of poisoned data. Currently in our defense, Proda, we experimentally find the important parameter γ . One future avenue of this research is to be able to automatically determine a value of γ with an acceptable time complexity for the defender. Finally, we hope that our work will inspire future research to develop more robust learning algorithms that are not susceptible to poisoning attacks.

Acknowledgment

Haifeng Qian is the corresponding author of this paper.

References

- [1] Eugene Bagdasaryan, Andreas Veit, Yiqing Hua, Deborah Estrin, and Vitaly Shmatikov. How to backdoor federated learning. *arXiv preprint arXiv:1807.00459*, 2018.
- [2] Mauro Barni, Kassem Kallas, and Benedetta Tondi. A new backdoor attack in CNNs by training set corruption without label poisoning. In *2019 IEEE International Conference on Image Processing, ICIP 2019*, pages 101–105. IEEE, 2019.
- [3] Battista Biggio, Zahid Akhtar, Giorgio Fumera, Gian Luca Marcialis, and Fabio Roli. Security evaluation of biometric authentication systems under real spoofing attacks. *IET Biom.*, 1(1):11–24, 2012.
- [4] Battista Biggio, Iginio Corona, Giorgio Fumera, Giorgio Giacinto, and Fabio Roli. Bagging classifiers for fighting poisoning attacks in adversarial classification tasks. In *Multiple Classifier Systems - 10th International Workshop, MCS 2011*, pages 350–359, 2011.
- [5] Battista Biggio, Iginio Corona, Davide Maiorca, Blaine Nelson, Nedim Srndic, Pavel Laskov, Giorgio Giacinto, and Fabio Roli. Evasion attacks against machine learning at test time. In *Machine Learning and Knowledge Discovery in Databases - European Conference, ECML PKDD 2013*, pages 387–402, 2013.
- [6] Battista Biggio, Blaine Nelson, and Pavel Laskov. Poisoning attacks against support vector machines. In *Proceedings of the 29th International Conference on Machine Learning, ICML 2012*, 2012.
- [7] Battista Biggio and Fabio Roli. Wild patterns: Ten years after the rise of adversarial machine learning. *Pattern Recognition*, 84:317–331, 2018.
- [8] Xinyun Chen, Chang Liu, Bo Li, Kimberly Lu, and Dawn Song. Targeted backdoor attacks on deep learning systems using data poisoning. *CoRR*, abs/1712.05526, 2017.
- [9] Gabriela F. Cretu, Angelos Stavrou, Michael E. Locasto, Salvatore J. Stolfo, and Angelos D. Keromytis. Casting out demons: Sanitizing training data for anomaly sensors. In *2008 IEEE Symposium on Security and Privacy (S&P 2008), 18-21 May 2008, Oakland, California, USA*, pages 81–95, 2008.
- [10] Dheeru Dua and Casey Graff. UCI machine learning repository, 2017.
- [11] Minghong Fang, Xiaoyu Cao, Jinyuan Jia, and Neil Zhenqiang Gong. Local model poisoning attacks to byzantine-robust federated learning. *CoRR*, abs/1911.11815, 2019.
- [12] Minghong Fang, Neil Zhenqiang Gong, and Jia Liu. Influence function based data poisoning attacks to top-n recommender systems. In *WWW '20: The Web Conference 2020*, pages 3019–3025, 2020.
- [13] Minghong Fang, Guolei Yang, Neil Zhenqiang Gong, and Jia Liu. Poisoning attacks to graph-based recommender systems. In *Proceedings of the 34th Annual Computer Security Applications Conference, ACSAC 2018*, pages 381–392. ACM, 2018.
- [14] Ian J. Goodfellow, Jonathon Shlens, and Christian Szegedy. Explaining and harnessing adversarial examples. In *3rd International Conference on Learning Representations, ICLR 2015, San Diego, CA, USA, May 7-9, 2015, Conference Track Proceedings*, 2015.
- [15] Kathrin Grosse, Nicolas Papernot, Praveen Manoharan, Michael Backes, and Patrick D. McDaniel. Adversarial examples for malware detection. In *Computer Security - ESORICS 2017 - 22nd European Symposium on Research in Computer Security*, pages 62–79, 2017.
- [16] Tianyu Gu, Brendan Dolan-Gavitt, and Siddharth Garg. Badnets: Identifying vulnerabilities in the machine learning model supply chain. *CoRR*, abs/1708.06733, 2017.
- [17] Victoria J. Hodge and Jim Austin. A survey of outlier detection methodologies. *Artif. Intell. Rev.*, 22(2):85–126, 2004.
- [18] Matthew Jagielski, Alina Oprea, Battista Biggio, Chang Liu, Cristina Nita-Rotaru, and Bo Li. Manipulating machine learning: Poisoning attacks and countermeasures for regression learning. In *2018 IEEE Symposium on Security and Privacy, SP 2018*, pages 19–35, 2018.
- [19] Yujie Ji, Xinyang Zhang, and Ting Wang. Backdoor attacks against learning systems. In *2017 IEEE Conference on Communications and Network Security (CNS)*, pages 1–9. IEEE, 2017.
- [20] Zach Jorgensen, Yan Zhou, and W. Meador Inge. A multiple instance learning strategy for combating good word attacks on spam filters. *J. Mach. Learn. Res.*, 9:1115–1146, 2008.
- [21] Kaggle. Lending club loan data. <https://www.kaggle.com/wendykan/lending-club-loan-data>, 2013.
- [22] Kaggle. House prices: Advanced regression techniques. <https://www.kaggle.com/house-prices-advanced-regression-techniques>, 2016.

- [23] Honglak Lee and Andrew Y. Ng. Spam deobfuscation using a hidden markov model. In *CEAS 2005 - Second Conference on Email and Anti-Spam, 2005*, 2005.
- [24] Bo Li, Yining Wang, Aarti Singh, and Yevgeniy Vorobeychik. Data poisoning attacks on factorization-based collaborative filtering. In *Annual Conference on Neural Information Processing Systems 2016*, pages 1885–1893, 2016.
- [25] Shaofeng Li, Benjamin Zi Hao Zhao, Minhui Xue, Dali Kaafar, and Haojin Zhu. Invisible backdoor attacks against deep neural networks. *CoRR*, abs/1909.02742, 2019.
- [26] Shaofeng Li, Benjamin Zi Hao Zhao, Jiahao Yu, Minhui Xue, Dali Kaafar, and Haojin Zhu. Invisible backdoor attacks against deep neural networks. *arXiv preprint arXiv:1909.02742*, 2019.
- [27] Bin Liang, Hongcheng Li, Miaoqiang Su, Pan Bian, Xirong Li, and Wenchang Shi. Deep text classification can be fooled. In *Proceedings of the Twenty-Seventh International Joint Conference on Artificial Intelligence, IJCAI 2018*, pages 4208–4215, 2018.
- [28] Cong Liao, Haoti Zhong, Anna Cinzia Squicciarini, Sen-cun Zhu, and David J. Miller. Backdoor embedding in convolutional neural network models via invisible perturbation. *CoRR*, abs/1808.10307, 2018.
- [29] NA Limdi, M Wadelius, L Cavallari, N Eriksson, DC Crawford, MT Lee, CH Chen, A Motsinger-Reif, H Sagreiya, N Liu, et al. International warfarin pharmacogenetics consortium: Warfarin pharmacogenetics: a single *vkorc1* polymorphism is predictive of dose across 3 racial groups. *Blood*, 115(18):3827–3834, 2010.
- [30] Chang Liu, Bo Li, Yevgeniy Vorobeychik, and Alina Oprea. Robust linear regression against training data poisoning. In *Proceedings of the 10th ACM Workshop on Artificial Intelligence and Security*, pages 91–102, 2017.
- [31] Daniel Lowd and Christopher Meek. Good word attacks on statistical spam filters. In *CEAS 2005 - Second Conference on Email and Anti-Spam, 2005*, 2005.
- [32] Yuzhe Ma, Xiaojin Zhu, and Justin Hsu. Data poisoning against differentially-private learners: Attacks and defenses. In *Proceedings of the Twenty-Eighth International Joint Conference on Artificial Intelligence, IJCAI 2019*, pages 4732–4738, 2019.
- [33] Shike Mei and Xiaojin Zhu. Using machine teaching to identify optimal training-set attacks on machine learners. In *Proceedings of the Twenty-Ninth AAAI Conference on Artificial Intelligence, January 25-30, 2015, Austin, Texas, USA*, pages 2871–2877, 2015.
- [34] Luis Muñoz-González, Battista Biggio, Ambra Demontis, Andrea Paudice, Vasin Wongrassamee, Emil C Lupu, and Fabio Roli. Towards poisoning of deep learning algorithms with back-gradient optimization. In *Proceedings of the 10th ACM Workshop on Artificial Intelligence and Security*, pages 27–38, 2017.
- [35] Blaine Nelson, Marco Barreno, Fuching Jack Chi, Anthony D. Joseph, Benjamin I. P. Rubinstein, Udum Saini, Charles A. Sutton, J. Doug Tygar, and Kai Xia. Exploiting machine learning to subvert your spam filter. In *First USENIX Workshop on Large-Scale Exploits and Emergent Threats, LEET '08*, 2008.
- [36] Blaine Nelson, Battista Biggio, and Pavel Laskov. Understanding the risk factors of learning in adversarial environments. In *Proceedings of the 4th ACM Workshop on Security and Artificial Intelligence, AISec 2011, Chicago, IL, USA, October 21, 2011*, pages 87–92, 2011.
- [37] Blaine Nelson, Benjamin I. P. Rubinstein, Ling Huang, Anthony D. Joseph, Steven J. Lee, Satish Rao, and J. D. Tygar. Query strategies for evading convex-inducing classifiers. *J. Mach. Learn. Res.*, 13:1293–1332, 2012.
- [38] Nicolas Papernot, Patrick D. McDaniel, Ian J. Goodfellow, Somesh Jha, Z. Berkay Celik, and Ananthram Swami. Practical black-box attacks against machine learning. In *Proceedings of the 2017 ACM on Asia Conference on Computer and Communications Security, AsiaCCS 2017*, pages 506–519, 2017.
- [39] Andrea Paudice, Luis Muñoz-González, András György, and Emil C. Lupu. Detection of adversarial training examples in poisoning attacks through anomaly detection. *CoRR*, abs/1802.03041, 2018.
- [40] Ricardo N. Rodrigues, Lee Luan Ling, and Venu Govindaraju. Robustness of multimodal biometric fusion methods against spoof attacks. *J. Vis. Lang. Comput.*, 20(3):169–179, 2009.
- [41] Benjamin I. P. Rubinstein, Blaine Nelson, Ling Huang, Anthony D. Joseph, Shing-hon Lau, Satish Rao, Nina Taft, and J. D. Tygar. ANTIDOTE: understanding and defending against poisoning of anomaly detectors. In *Proceedings of the 9th ACM SIGCOMM Internet Measurement Conference, IMC 2009*, pages 1–14, 2009.
- [42] Aniruddha Saha, Akshayvarun Subramanya, and Hamed Pirsiavash. Hidden trigger backdoor attacks. *The Thirty-Fourth AAAI Conference on Artificial Intelligence (AAAI)*, 2020.
- [43] Ahmed Salem, Rui Wen, Michael Backes, Shiqing Ma, and Yang Zhang. Dynamic backdoor attacks against machine learning models. *arXiv preprint arXiv:2003.03675*, 2020.

- [44] Ali Shafahi, W Ronny Huang, Mahyar Najibi, Octavian Suci, Christoph Studer, Tudor Dumitras, and Tom Goldstein. Poison frogs! targeted clean-label poisoning attacks on neural networks. In *Advances in Neural Information Processing Systems*, pages 6103–6113, 2018.
- [45] Reza Shokri, Marco Stronati, Congzheng Song, and Vitaly Shmatikov. Membership inference attacks against machine learning models. In *2017 IEEE Symposium on Security and Privacy, SP 2017, San Jose, CA, USA, May 22-26, 2017*, pages 3–18, 2017.
- [46] Christian Szegedy, Wojciech Zaremba, Ilya Sutskever, Joan Bruna, Dumitru Erhan, Ian J. Goodfellow, and Rob Fergus. Intriguing properties of neural networks. In *2nd International Conference on Learning Representations, ICLR 2014*, 2014.
- [47] Alexander Turner, Dimitris Tsipras, and Aleksander Madry. Clean-label backdoor attacks. <https://people.csail.mit.edu/madry/lab/cleanlabel.pdf>, 2018.
- [48] Binghui Wang and Neil Zhenqiang Gong. Attacking graph-based classification via manipulating the graph structure. In *Proceedings of the 2019 ACM SIGSAC Conference on Computer and Communications Security, CCS 2019*, pages 2023–2040, 2019.
- [49] Ke Wang, Janak J. Parekh, and Salvatore J. Stolfo. Anagram: A content anomaly detector resistant to mimicry attack. In *Recent Advances in Intrusion Detection, 9th International Symposium, RAID 2006*, pages 226–248, 2006.
- [50] Han Xiao, Huang Xiao, and Claudia Eckert. Adversarial label flips attack on support vector machines. In *ECAI 2012 - 20th European Conference on Artificial Intelligence. Including Prestigious Applications of Artificial Intelligence (PAIS-2012) System Demonstrations Track, 2012*, volume 242 of *Frontiers in Artificial Intelligence and Applications*, pages 870–875. IOS Press, 2012.
- [51] Huang Xiao, Battista Biggio, Gavin Brown, Giorgio Fumera, Claudia Eckert, and Fabio Roli. Is feature selection secure against training data poisoning? In *Proceedings of the 32nd International Conference on Machine Learning, ICML 2015*, pages 1689–1698, 2015.
- [52] Guibiao Xu, Zheng Cao, Bao-Gang Hu, and José C. Príncipe. Robust support vector machines based on the rescaled hinge loss function. *Pattern Recognition*, 63:139–148, 2017.
- [53] Guolei Yang, Neil Zhenqiang Gong, and Ying Cai. Fake co-visitation injection attacks to recommender systems. In *24th Annual Network and Distributed System Security Symposium, NDSS 2017*. The Internet Society, 2017.
- [54] Shihao Zhao, Xingjun Ma, Xiang Zheng, James Bailey, Jingjing Chen, and Yu-Gang Jiang. Clean-label backdoor attacks on video recognition models. In *Proceedings of the IEEE/CVF Conference on Computer Vision and Pattern Recognition*, pages 14443–14452, 2020.
- [55] Chen Zhu, W Ronny Huang, Ali Shafahi, Hengduo Li, Gavin Taylor, Christoph Studer, and Tom Goldstein. Transferable clean-label poisoning attacks on deep neural nets. *arXiv preprint arXiv:1905.05897*, 2019.
- [56] Daniel Zügner, Amir Akbarnejad, and Stephan Günnemann. Adversarial attacks on neural networks for graph data. In Sarit Kraus, editor, *Proceedings of the Twenty-Eighth International Joint Conference on Artificial Intelligence, IJCAI 2019*, pages 6246–6250. ijcai.org, 2019.