

# Feasibility and physics potential of detecting $^8\text{B}$ solar neutrinos at JUNO

Angel Abusleme<sup>5</sup>, Thomas Adam<sup>45</sup>, Shakeel Ahmad<sup>67</sup>, Sebastiano Aiello<sup>55</sup>, Muhammad Akram<sup>67</sup>, Nawab Ali<sup>67</sup>, Fengpeng An<sup>29</sup>, Guangpeng An<sup>10</sup>, Qi An<sup>22</sup>, Giuseppe Andronico<sup>55</sup>, Nikolay Anfimov<sup>68</sup>, Vito Antonelli<sup>58</sup>, Tatiana Antoshkina<sup>68</sup>, Burin Asavapibhop<sup>72</sup>, João Pedro Athayde Marcondes de André<sup>45</sup>, Didier Auguste<sup>43</sup>, Andrej Babic<sup>71</sup>, Wander Baldini<sup>57</sup>, Andrea Barresi<sup>59</sup>, Eric Baussan<sup>45</sup>, Marco Bellato<sup>61</sup>, Antonio Bergnoli<sup>61</sup>, Enrico Bernieri<sup>65</sup>, David Biare<sup>68</sup>, Thilo Birkenfeld<sup>48</sup>, Sylvie Blin<sup>43</sup>, David Blum<sup>54</sup>, Simon Blyth<sup>40</sup>, Anastasia Bolshakova<sup>68</sup>, Mathieu Bongrand<sup>43</sup>, Clément Bordereau<sup>44,39</sup>, Dominique Breton<sup>43</sup>, Augusto Brigatti<sup>58</sup>, Riccardo Brugnera<sup>62</sup>, Riccardo Bruno<sup>55</sup>, Antonio Budano<sup>65</sup>, Max Buesken<sup>48</sup>, Mario Buscemi<sup>55</sup>, Jose Busto<sup>46</sup>, Ilya Butorov<sup>68</sup>, Anatael Cabrera<sup>43</sup>, Hao Cai<sup>34</sup>, Xiao Cai<sup>10</sup>, Yanke Cai<sup>10</sup>, Zhiyan Cai<sup>10</sup>, Antonio Cammi<sup>60</sup>, Agustin Campeny<sup>5</sup>, Chuanya Cao<sup>10</sup>, Guofu Cao<sup>10</sup>, Jun Cao<sup>10</sup>, Rossella Caruso<sup>55</sup>, Cédric Cerna<sup>44</sup>, Irakli Chakaberia<sup>25</sup>, Jinfan Chang<sup>10</sup>, Yun Chang<sup>39</sup>, Pingping Chen<sup>18</sup>, Po-An Chen<sup>40</sup>, Shaomin Chen<sup>13</sup>, Shenjian Chen<sup>27</sup>, Xurong Chen<sup>26</sup>, Yi-Wen Chen<sup>38</sup>, Yixue Chen<sup>11</sup>, Yu Chen<sup>20</sup>, Zhang Chen<sup>10</sup>, Jie Cheng<sup>10</sup>, Yaping Cheng<sup>7</sup>, Alexander Chepurnov<sup>70</sup>, Davide Chiesa<sup>59</sup>, Pietro Chimenti<sup>3</sup>, Artem Chukanov<sup>68</sup>, Anna Chuvashova<sup>68</sup>, Gérard Claverie<sup>44</sup>, Catia Clementi<sup>63</sup>, Barbara Clerbaux<sup>2</sup>, Selma Conforti Di Lorenzo<sup>43</sup>, Daniele Corti<sup>61</sup>, Salvatore Costa<sup>55</sup>, Flavio Dal Corso<sup>61</sup>, Christophe De La Taille<sup>43</sup>, Jiawei Deng<sup>34</sup>, Zhi Deng<sup>13</sup>, Ziyang Deng<sup>10</sup>, Wilfried Depnering<sup>52</sup>, Marco Diaz<sup>5</sup>, Xuefeng Ding<sup>58</sup>, Yayun Ding<sup>10</sup>, Bayu Dirgantara<sup>74</sup>, Sergey Dmitrievsky<sup>68</sup>, Tadeas Dohnal<sup>41</sup>, Georgy Donchenko<sup>70</sup>, Jianmeng Dong<sup>13</sup>, Damien Dornic<sup>46</sup>, Evgeny Doroshkevich<sup>69</sup>, Marcos Dracos<sup>45</sup>, Frédéric Druillole<sup>44</sup>, Shuxian Du<sup>37</sup>, Stefano Dusini<sup>61</sup>, Martin Dvorak<sup>41</sup>, Timo Enqvist<sup>42</sup>, Heike Enzmann<sup>52</sup>, Andrea Fabbri<sup>65</sup>, Lukas Fajt<sup>71</sup>, Donghua Fan<sup>24</sup>, Lei Fan<sup>10</sup>, Can Fang<sup>28</sup>, Jian Fang<sup>10</sup>, Marco Fargetta<sup>55</sup>, Anna Fatkina<sup>68</sup>, Dmitry Fedoseev<sup>68</sup>, Vladko Fekete<sup>71</sup>, Li-Cheng Feng<sup>38</sup>, Qichun Feng<sup>21</sup>, Richard Ford<sup>58</sup>, Andrey Formozov<sup>58</sup>, Amélie Fournier<sup>44</sup>, Haonan Gan<sup>32</sup>, Feng Gao<sup>48</sup>, Alberto Garfagnini<sup>62</sup>, Alexandre Göttel<sup>50,48</sup>, Christoph Genster<sup>50</sup>, Marco Giammarchi<sup>58</sup>, Agnese Giaz<sup>62</sup>, Nunzio Giudice<sup>55</sup>, Franco Giuliani<sup>30</sup>, Maxim Gonchar<sup>68</sup>, Guanghua Gong<sup>13</sup>, Hui Gong<sup>13</sup>, Oleg Gorchakov<sup>68</sup>, Yuri Gornushkin<sup>68</sup>, Marco Grassi<sup>62</sup>, Christian Grewing<sup>51</sup>, Maxim Gromov<sup>70</sup>, Vasily Gromov<sup>68</sup>, Minghao Gu<sup>10</sup>, Xiaofei Gu<sup>37</sup>, Yu Gu<sup>19</sup>, Mengyun Guan<sup>10</sup>, Nunzio Guardone<sup>55</sup>, Maria Gul<sup>67</sup>, Cong Guo<sup>10</sup>, Jingyuan Guo<sup>20</sup>, Wanlei Guo<sup>10</sup>, Xinheng Guo<sup>8</sup>, Yuhang Guo<sup>35,50</sup>, Paul Hackspacher<sup>52</sup>, Caren Hagner<sup>49</sup>, Ran Han<sup>7</sup>, Yang Han<sup>43</sup>, Miao He<sup>10</sup>, Wei He<sup>10</sup>, Tobias Heinz<sup>54</sup>, Patrick Hellmuth<sup>44</sup>, Yuekun Heng<sup>10</sup>, Rafael Herrera<sup>5</sup>, Daojin Hong<sup>28</sup>, Shaojing Hou<sup>10</sup>, Yee Hsiung<sup>40</sup>, Bei-Zhen Hu<sup>40</sup>, Hang Hu<sup>20</sup>, Jianrun Hu<sup>10</sup>, Jun Hu<sup>10</sup>, Shouyang Hu<sup>9</sup>, Tao Hu<sup>10</sup>, Zhuojun Hu<sup>20</sup>, Chunhao Huang<sup>20</sup>, Guihong Huang<sup>10</sup>, Hanxiong Huang<sup>9</sup>, Qinhua Huang<sup>45</sup>, Wenhao Huang<sup>25</sup>, Xingtao Huang<sup>25</sup>, Yongbo Huang<sup>28</sup>, Jiaqi Hui<sup>30</sup>, Lei Huo<sup>21</sup>, Wenju Huo<sup>22</sup>, Cédric Huss<sup>44</sup>, Safer Hussain<sup>67</sup>, Antonio Insolia<sup>55</sup>, Ara Ioannisian<sup>1</sup>, Roberto Isocrate<sup>61</sup>, Kuo-Lun Jen<sup>38</sup>, Xiaolu Ji<sup>10</sup>, Xingzhao Ji<sup>20</sup>, Huihui Jia<sup>33</sup>, Junji Jia<sup>34</sup>, Siyu Jian<sup>9</sup>, Di Jiang<sup>22</sup>, Xiaoshan Jiang<sup>10</sup>, Ruyi Jin<sup>10</sup>, Xiaoping Jing<sup>10</sup>, Cécile Jollet<sup>44</sup>, Jari Joutsenvaara<sup>42</sup>, Sirichok Jungthawan<sup>74</sup>, Leonidas Kalousis<sup>45</sup>, Philipp Kampmann<sup>50,48</sup>, Li Kang<sup>18</sup>, Michael

Karagounis<sup>51</sup>, Narine Kazarian<sup>1</sup>, Amir Khan<sup>20</sup>, Waseem Khan<sup>35</sup>, Khanchai Khosonthongkee<sup>74</sup>, Patrick Kinz<sup>38</sup>, Denis Korablev<sup>68</sup>, Konstantin Kouzakov<sup>70</sup>, Alexey Krasnoperov<sup>68</sup>, Svetlana Krokhalova<sup>69</sup>, Zinovy Krumshteyn<sup>68</sup>, Andre Kruth<sup>51</sup>, Nikolay Kutovskiy<sup>68</sup>, Pasi Kuusiniemi<sup>42</sup>, Tobias Lachenmaier<sup>54</sup>, Cecilia Landini<sup>58</sup>, Sébastien Leblanc<sup>44</sup>, Frederic Lefevre<sup>47</sup>, Liping Lei<sup>13</sup>, Ruiting Lei<sup>18</sup>, Rupert Leitner<sup>41</sup>, Jason Leung<sup>38</sup>, Chao Li<sup>25</sup>, Demin Li<sup>37</sup>, Fei Li<sup>10</sup>, Fule Li<sup>13</sup>, Haitao Li<sup>20</sup>, Huiling Li<sup>10</sup>, Jiaqi Li<sup>20</sup>, Jin Li<sup>10</sup>, Kaijie Li<sup>20</sup>, Mengzhao Li<sup>10</sup>, Nan Li<sup>16</sup>, Nan Li<sup>10</sup>, Qingjiang Li<sup>16</sup>, Ruhui Li<sup>10</sup>, Shanfeng Li<sup>18</sup>, Shuaijie Li<sup>20</sup>, Tao Li<sup>20</sup>, Teng Li<sup>25</sup>, Weidong Li<sup>10</sup>, Weiguo Li<sup>10</sup>, Xiaomei Li<sup>9</sup>, Xiaonan Li<sup>10</sup>, Xinglong Li<sup>9</sup>, Yi Li<sup>18</sup>, Yufeng Li<sup>10</sup>, Zhibing Li<sup>20</sup>, Ziyuan Li<sup>20</sup>, Hao Liang<sup>9</sup>, Hao Liang<sup>22</sup>, Jingjing Liang<sup>28</sup>, Jiajun Liao<sup>20</sup>, Daniel Liebau<sup>51</sup>, Ayut Limphirat<sup>74</sup>, Sukit Limpijumnong<sup>74</sup>, Guey-Lin Lin<sup>38</sup>, Shengxin Lin<sup>18</sup>, Tao Lin<sup>10</sup>, Jiajie Ling<sup>20</sup>, Ivano Lippi<sup>61</sup>, Fang Liu<sup>11</sup>, Haidong Liu<sup>37</sup>, Hongbang Liu<sup>28</sup>, Hongjuan Liu<sup>23</sup>, Hongtao Liu<sup>20</sup>, Hu Liu<sup>20</sup>, Hui Liu<sup>19</sup>, Jianglai Liu<sup>30,31</sup>, Jinchang Liu<sup>10</sup>, Min Liu<sup>23</sup>, Qian Liu<sup>14</sup>, Qin Liu<sup>22</sup>, Runxuan Liu<sup>50,48</sup>, Shuangyu Liu<sup>10</sup>, Shubin Liu<sup>22</sup>, Shulin Liu<sup>10</sup>, Xiaowei Liu<sup>20</sup>, Yan Liu<sup>10</sup>, Alexey Lokhov<sup>70</sup>, Paolo Lombardi<sup>58</sup>, Claudio Lombardo<sup>56</sup>, Kai Loo<sup>52</sup>, Chuan Lu<sup>32</sup>, Haoqi Lu<sup>10</sup>, Jingbin Lu<sup>15</sup>, Junguang Lu<sup>10</sup>, Shuxiang Lu<sup>37</sup>, Xiaoxu Lu<sup>10</sup>, Bayarto Lubsandorzhev<sup>69</sup>, Sultim Lubsandorzhev<sup>69</sup>, Livia Ludhova<sup>50,48</sup>, Fengjiao Luo<sup>10</sup>, Guang Luo<sup>20</sup>, Pengwei Luo<sup>20</sup>, Shu Luo<sup>36</sup>, Wuming Luo<sup>10</sup>, Vladimir Lyashuk<sup>69</sup>, Qiumei Ma<sup>10</sup>, Si Ma<sup>10</sup>, Xiaoyan Ma<sup>10</sup>, Xubo Ma<sup>11</sup>, Jihane Maalmi<sup>43</sup>, Yury Malyshkin<sup>68</sup>, Fabio Mantovani<sup>57</sup>, Francesco Manzali<sup>62</sup>, Xin Mao<sup>7</sup>, Yajun Mao<sup>12</sup>, Stefano M. Mari<sup>65</sup>, Filippo Marini<sup>62</sup>, Sadia Marium<sup>67</sup>, Cristina Martellini<sup>65</sup>, Gisele Martin-Chassard<sup>43</sup>, Agnese Martini<sup>64</sup>, Davit Mayilyan<sup>1</sup>, Axel Müller<sup>54</sup>, Yue Meng<sup>30</sup>, Anselmo Merzaglia<sup>44</sup>, Emanuela Meroni<sup>58</sup>, David Meyhöfer<sup>49</sup>, Mauro Mezzetto<sup>61</sup>, Jonathan Miller<sup>6</sup>, Lino Miramonti<sup>58</sup>, Salvatore Monforte<sup>55</sup>, Paolo Montini<sup>65</sup>, Michele Montuschi<sup>57</sup>, Nikolay Morozov<sup>68</sup>, Pavithra Muralidharan<sup>51</sup>, Massimiliano Nastasi<sup>59</sup>, Dmitry V. Naumov<sup>68</sup>, Elena Naumova<sup>68</sup>, Igor Nemchenok<sup>68</sup>, Alexey Nikolaev<sup>70</sup>, Feipeng Ning<sup>10</sup>, Zhe Ning<sup>10</sup>, Hiroshi Nunokawa<sup>4</sup>, Lothar Oberauer<sup>53</sup>, Juan Pedro Ochoa-Ricoux<sup>75,5</sup>, Alexander Olshevskiy<sup>68</sup>, Domizia Orestano<sup>65</sup>, Fausto Ortica<sup>63</sup>, Hsiao-Ru Pan<sup>40</sup>, Alessandro Paoloni<sup>64</sup>, Nina Parkalian<sup>51</sup>, Sergio Parmeggiano<sup>58</sup>, Teerapat Payupol<sup>72</sup>, Yatian Pei<sup>10</sup>, Nicomede Pelliccia<sup>63</sup>, Anguo Peng<sup>23</sup>, Haiping Peng<sup>22</sup>, Frédéric Perrot<sup>44</sup>, Pierre-Alexandre Petitjean<sup>2</sup>, Fabrizio Petrucci<sup>65</sup>, Luis Felipe Piñeres Rico<sup>45</sup>, Oliver Pilarczyk<sup>52</sup>, Artyom Popov<sup>70</sup>, Pascal Poussot<sup>45</sup>, Wathan Pratumwan<sup>74</sup>, Ezio Previtali<sup>59</sup>, Fazhi Qi<sup>10</sup>, Ming Qi<sup>27</sup>, Sen Qian<sup>10</sup>, Xiaohui Qian<sup>10</sup>, Hao Qiao<sup>12</sup>, Zhonghua Qin<sup>10</sup>, Shoukang Qiu<sup>23</sup>, Muhammad Rajput<sup>67</sup>, Gioacchino Ranucci<sup>58</sup>, Neill Raper<sup>20</sup>, Alessandra Re<sup>58</sup>, Henning Rebber<sup>49</sup>, Abdel Rebi<sup>44</sup>, Bin Ren<sup>18</sup>, Jie Ren<sup>9</sup>, Taras Rezinko<sup>68</sup>, Barbara Ricci<sup>57</sup>, Markus Robens<sup>51</sup>, Mathieu Roche<sup>44</sup>, Narongkiat Rodphai<sup>72</sup>, Aldo Romani<sup>63</sup>, Bedřich Roskovec<sup>75</sup>, Christian Roth<sup>51</sup>, Xiangdong Ruan<sup>28</sup>, Xichao Ruan<sup>9</sup>, Saroj Rujirawat<sup>74</sup>, Arseniy Rybnikov<sup>68</sup>, Andrey Sadovsky<sup>68</sup>, Paolo Saggese<sup>58</sup>, Giuseppe Salamanna<sup>65</sup>, Simone Sanfilippo<sup>65</sup>, Anut Sangka<sup>73</sup>, Nuanwan Sanguansak<sup>74</sup>, Utane Sawangwit<sup>73</sup>, Julia Sawatzki<sup>53</sup>, Fatma Sawy<sup>62</sup>, Michaela Schever<sup>50,48</sup>, Jacky Schuler<sup>45</sup>, Cédric Schwab<sup>45</sup>, Konstantin Schweizer<sup>53</sup>, Dmitry Selivanov<sup>68</sup>, Alexandr Selyunin<sup>68</sup>, Andrea Serafini<sup>57</sup>, Giulio Settanta<sup>50</sup>, Mariangela Settimo<sup>47</sup>, Muhammad Shahzad<sup>67</sup>, Vladislav Sharov<sup>68</sup>, Gang Shi<sup>13</sup>, Jingyan Shi<sup>10</sup>, Yongjiu Shi<sup>13</sup>, Vitaly Shutov<sup>68</sup>, Andrey Sidorenkov<sup>69</sup>, Fedor Simkovic<sup>71</sup>, Chiara Sirignano<sup>62</sup>, Jaruchit Siripak<sup>74</sup>, Monica Sisti<sup>59</sup>, Maciej Słupecki<sup>42</sup>, Mikhail Smirnov<sup>20</sup>, Oleg Smirnov<sup>68</sup>, Thiago Sogo-Bezerra<sup>47</sup>, Julanan Songwadhana<sup>74</sup>, Boonrucksar Soonthornthum<sup>73</sup>, Albert Sotnikov<sup>68</sup>, Ondrej Sramek<sup>41</sup>, Warintorn Sreethawong<sup>74</sup>, Achim Stahl<sup>48</sup>, Luca Stanco<sup>61</sup>, Konstantin Stankevich<sup>70</sup>, Dus Stefanik<sup>71</sup>, Hans Steiger<sup>53</sup>, Jochen Steinmann<sup>48</sup>, Tobias

Sterr<sup>54</sup>, Matthias Raphael Stock<sup>53</sup>, Virginia Strati<sup>57</sup>, Alexander Studenikin<sup>70</sup>, Gongxing Sun<sup>10</sup>, Shifeng Sun<sup>11</sup>, Xilei Sun<sup>10</sup>, Yongjie Sun<sup>22</sup>, Yongzhao Sun<sup>10</sup>, Narumon Suwonjandee<sup>72</sup>, Michal Szelezniak<sup>45</sup>, Jian Tang<sup>20</sup>, Qiang Tang<sup>20</sup>, Quan Tang<sup>23</sup>, Xiao Tang<sup>10</sup>, Alexander Tietzsch<sup>54</sup>, Igor Tkachev<sup>69</sup>, Tomas Tmej<sup>41</sup>, Konstantin Treskov<sup>68</sup>, Andrea Triossi<sup>45</sup>, Giancarlo Troni<sup>5</sup>, Wladyslaw Trzaska<sup>42</sup>, Cristina Tuve<sup>55</sup>, Stefan van Waasen<sup>51</sup>, Johannes Vanden Boom<sup>51</sup>, Guillaume Vanroyen<sup>47</sup>, Nikolaos Vassilopoulos<sup>10</sup>, Vadim Vedin<sup>66</sup>, Giuseppe Verde<sup>55</sup>, Maxim Vialkov<sup>70</sup>, Benoit Viaud<sup>47</sup>, Cristina Volpe<sup>43</sup>, Vit Vorobel<sup>41</sup>, Lucia Votano<sup>64</sup>, Pablo Walker<sup>5</sup>, Caishen Wang<sup>18</sup>, Chung-Hsiang Wang<sup>39</sup>, En Wang<sup>37</sup>, Guoli Wang<sup>21</sup>, Jian Wang<sup>22</sup>, Jun Wang<sup>20</sup>, Kunyu Wang<sup>10</sup>, Lu Wang<sup>10</sup>, Meifen Wang<sup>10</sup>, Meng Wang<sup>23</sup>, Meng Wang<sup>25</sup>, Ruiguang Wang<sup>10</sup>, Siguang Wang<sup>12</sup>, Wei Wang<sup>20</sup>, Wei Wang<sup>27</sup>, Wenshuai Wang<sup>10</sup>, Xi Wang<sup>16</sup>, Xiangyue Wang<sup>20</sup>, Yangfu Wang<sup>10</sup>, Yaoguang Wang<sup>34</sup>, Yi Wang<sup>24</sup>, Yi Wang<sup>13</sup>, Yifang Wang<sup>10</sup>, Yuanqing Wang<sup>13</sup>, Yuman Wang<sup>27</sup>, Zhe Wang<sup>13</sup>, Zheng Wang<sup>10</sup>, Zhimin Wang<sup>10</sup>, Zongyi Wang<sup>13</sup>, Apimook Watcharangkool<sup>73</sup>, Lianghong Wei<sup>10</sup>, Wei Wei<sup>10</sup>, Yadong Wei<sup>18</sup>, Liangjian Wen<sup>10</sup>, Christopher Wiebusch<sup>48</sup>, Steven Chan-Fai Wong<sup>20</sup>, Bjoern Wonsak<sup>49</sup>, Diru Wu<sup>10</sup>, Fangliang Wu<sup>27</sup>, Qun Wu<sup>25</sup>, Wenjie Wu<sup>34</sup>, Zhi Wu<sup>10</sup>, Michael Wurm<sup>52</sup>, Jacques Wurtz<sup>45</sup>, Christian Wysotzki<sup>48</sup>, Yufei Xi<sup>32</sup>, Dongmei Xia<sup>17</sup>, Yuguang Xie<sup>10</sup>, Zhangquan Xie<sup>10</sup>, Zhizhong Xing<sup>10</sup>, Benda Xu<sup>13</sup>, Donglian Xu<sup>31,30</sup>, Fanrong Xu<sup>19</sup>, Jilei Xu<sup>10</sup>, Jing Xu<sup>8</sup>, Meihang Xu<sup>10</sup>, Yin Xu<sup>33</sup>, Yu Xu<sup>50,48</sup>, Baojun Yan<sup>10</sup>, Xiongbo Yan<sup>10</sup>, Yupeng Yan<sup>74</sup>, Anbo Yang<sup>10</sup>, Changgen Yang<sup>10</sup>, Huan Yang<sup>10</sup>, Jie Yang<sup>37</sup>, Lei Yang<sup>18</sup>, Xiaoyu Yang<sup>10</sup>, Yifan Yang<sup>2</sup>, Haifeng Yao<sup>10</sup>, Zafar Yasin<sup>67</sup>, Jiaxuan Ye<sup>10</sup>, Mei Ye<sup>10</sup>, Ugur Yegin<sup>51</sup>, Frédéric Yermia<sup>47</sup>, Peihuai Yi<sup>10</sup>, Xiangwei Yin<sup>10</sup>, Zhengyun You<sup>20</sup>, Boxiang Yu<sup>10</sup>, Chiye Yu<sup>18</sup>, Chunxu Yu<sup>33</sup>, Hongzhao Yu<sup>20</sup>, Miao Yu<sup>34</sup>, Xianghui Yu<sup>33</sup>, Zeyuan Yu<sup>10</sup>, Chengzhuo Yuan<sup>10</sup>, Ying Yuan<sup>12</sup>, Zhenxiong Yuan<sup>13</sup>, Ziyi Yuan<sup>34</sup>, Baobiao Yue<sup>20</sup>, Noman Zafar<sup>67</sup>, Andre Zambanini<sup>51</sup>, Pan Zeng<sup>13</sup>, Shan Zeng<sup>10</sup>, Tingxuan Zeng<sup>10</sup>, Yuda Zeng<sup>20</sup>, Liang Zhan<sup>10</sup>, Feiyang Zhang<sup>30</sup>, Guoqing Zhang<sup>10</sup>, Haiqiong Zhang<sup>10</sup>, Honghao Zhang<sup>20</sup>, Jiawen Zhang<sup>10</sup>, Jie Zhang<sup>10</sup>, Jingbo Zhang<sup>21</sup>, Peng Zhang<sup>10</sup>, Qingmin Zhang<sup>35</sup>, Shiqi Zhang<sup>20</sup>, Tao Zhang<sup>30</sup>, Xiaomei Zhang<sup>10</sup>, Xuantong Zhang<sup>10</sup>, Yan Zhang<sup>10</sup>, Yinhong Zhang<sup>10</sup>, Yiyu Zhang<sup>10</sup>, Yongpeng Zhang<sup>10</sup>, Yuanyuan Zhang<sup>30</sup>, Yumei Zhang<sup>20</sup>, Zhenyu Zhang<sup>34</sup>, Zhijian Zhang<sup>18</sup>, Fengyi Zhao<sup>26</sup>, Jie Zhao<sup>10</sup>, Rong Zhao<sup>20</sup>, Shujun Zhao<sup>37</sup>, Tianchi Zhao<sup>10</sup>, Dongqin Zheng<sup>19</sup>, Hua Zheng<sup>18</sup>, Minshan Zheng<sup>9</sup>, Yangheng Zheng<sup>14</sup>, Weirong Zhong<sup>19</sup>, Jing Zhou<sup>9</sup>, Li Zhou<sup>10</sup>, Nan Zhou<sup>22</sup>, Shun Zhou<sup>10</sup>, Xiang Zhou<sup>34</sup>, Jiang Zhu<sup>20</sup>, Kejun Zhu<sup>10</sup>, Honglin Zhuang<sup>10</sup>, Liang Zong<sup>13</sup>, and Jiaheng Zou<sup>10</sup>

<sup>1</sup> *Yerevan Physics Institute, Yerevan, Armenia*

<sup>2</sup> *Université Libre de Bruxelles, Brussels, Belgium*

<sup>3</sup> *Universidade Estadual de Londrina, Londrina, Brazil*

<sup>4</sup> *Pontificia Universidade Católica do Rio de Janeiro, Rio, Brazil*

<sup>5</sup> *Pontificia Universidad Católica de Chile, Santiago, Chile*

<sup>6</sup> *Universidad Técnica Federico Santa María, Valparaiso, Chile*

<sup>7</sup> *Beijing Institute of Spacecraft Environment Engineering, Beijing, China*

<sup>8</sup> *Beijing Normal University, Beijing, China*

<sup>9</sup> *China Institute of Atomic Energy, Beijing, China*

<sup>10</sup> *Institute of High Energy Physics, Beijing, China*

<sup>11</sup> *North China Electric Power University, Beijing, China*

<sup>12</sup> *School of Physics, Peking University, Beijing, China*

<sup>13</sup> *Tsinghua University, Beijing, China*

- <sup>14</sup> *University of Chinese Academy of Sciences, Beijing, China*
- <sup>15</sup> *Jilin University, Changchun, China*
- <sup>16</sup> *College of Electronic Science and Engineering, National University of Defense Technology, Changsha, China*
- <sup>17</sup> *Chongqing University, Chongqing, China*
- <sup>18</sup> *Dongguan University of Technology, Dongguan, China*
- <sup>19</sup> *Jinan University, Guangzhou, China*
- <sup>20</sup> *Sun Yat-Sen University, Guangzhou, China*
- <sup>21</sup> *Harbin Institute of Technology, Harbin, China*
- <sup>22</sup> *University of Science and Technology of China, Hefei, China*
- <sup>23</sup> *The Radiochemistry and Nuclear Chemistry Group in University of South China, Hengyang, China*
- <sup>24</sup> *Wuyi University, Jiangmen, China*
- <sup>25</sup> *Shandong University, Jinan, China*
- <sup>26</sup> *Institute of Modern Physics, Chinese Academy of Sciences, Lanzhou, China*
- <sup>27</sup> *Nanjing University, Nanjing, China*
- <sup>28</sup> *Guangxi University, Nanning, China*
- <sup>29</sup> *East China University of Science and Technology, Shanghai, China*
- <sup>30</sup> *School of Physics and Astronomy, Shanghai Jiao Tong University, Shanghai, China*
- <sup>31</sup> *Tsung-Dao Lee Institute, Shanghai Jiao Tong University, Shanghai, China*
- <sup>32</sup> *Institute of Hydrogeology and Environmental Geology, Chinese Academy of Geological Sciences, Shijiazhuang, China*
- <sup>33</sup> *Nankai University, Tianjin, China*
- <sup>34</sup> *Wuhan University, Wuhan, China*
- <sup>35</sup> *Xi'an Jiaotong University, Xi'an, China*
- <sup>36</sup> *Xiamen University, Xiamen, China*
- <sup>37</sup> *School of Physics and Microelectronics, Zhengzhou University, Zhengzhou, China*
- <sup>38</sup> *Institute of Physics National Chiao-Tung University, Hsinchu*
- <sup>39</sup> *National United University, Miao-Li*
- <sup>40</sup> *Department of Physics, National Taiwan University, Taipei*
- <sup>41</sup> *Charles University, Faculty of Mathematics and Physics, Prague, Czech Republic*
- <sup>42</sup> *University of Jyväskylä, Department of Physics, Jyväskylä, Finland*
- <sup>43</sup> *IJCLab, Université Paris-Saclay, CNRS/IN2P3, 91405 Orsay, France*
- <sup>44</sup> *Université de Bordeaux, CNRS, CENBG-IN2P3, F-33170 Gradignan, France*
- <sup>45</sup> *IPHC, Université de Strasbourg, CNRS/IN2P3, F-67037 Strasbourg, France*
- <sup>46</sup> *Centre de Physique des Particules de Marseille, Marseille, France*
- <sup>47</sup> *SUBATECH, Université de Nantes, IMT Atlantique, CNRS-IN2P3, Nantes, France*
- <sup>48</sup> *III. Physikalisches Institut B, RWTH Aachen University, Aachen, Germany*
- <sup>49</sup> *Institute of Experimental Physics, University of Hamburg, Hamburg, Germany*
- <sup>50</sup> *Forschungszentrum Jülich GmbH, Nuclear Physics Institute IKP-2, Jülich, Germany*
- <sup>51</sup> *Forschungszentrum Jülich GmbH, Central Institute of Engineering, Electronics and Analytics - Electronic Systems(ZEA-2), Jülich, Germany*
- <sup>52</sup> *Institute of Physics, Johannes-Gutenberg Universität Mainz, Mainz, Germany*
- <sup>53</sup> *Technische Universität München, München, Germany*
- <sup>54</sup> *Eberhard Karls Universität Tübingen, Physikalisches Institut, Tübingen, Germany*
- <sup>55</sup> *INFN Catania and Dipartimento di Fisica e Astronomia dell'Università di Catania,*

- Catania, Italy*
- <sup>56</sup>*INFN Catania and Centro Siciliano di Fisica Nucleare e Struttura della Materia, Catania, Italy*
- <sup>57</sup>*Department of Physics and Earth Science, University of Ferrara and INFN Sezione di Ferrara, Ferrara, Italy*
- <sup>58</sup>*INFN Sezione di Milano and Dipartimento di Fisica dell'Università di Milano, Milano, Italy*
- <sup>59</sup>*INFN Milano Bicocca and University of Milano Bicocca, Milano, Italy*
- <sup>60</sup>*INFN Milano Bicocca and Politecnico di Milano, Milano, Italy*
- <sup>61</sup>*INFN Sezione di Padova, Padova, Italy*
- <sup>62</sup>*Dipartimento di Fisica e Astronomia dell'Università di Padova and INFN Sezione di Padova, Padova, Italy*
- <sup>63</sup>*INFN Sezione di Perugia and Dipartimento di Chimica, Biologia e Biotecnologie dell'Università di Perugia, Perugia, Italy*
- <sup>64</sup>*Laboratori Nazionali di Frascati dell'INFN, Roma, Italy*
- <sup>65</sup>*University of Roma Tre and INFN Sezione Roma Tre, Roma, Italy*
- <sup>66</sup>*Institute of Electronics and Computer Science, Riga, Latvia*
- <sup>67</sup>*Pakistan Institute of Nuclear Science and Technology, Islamabad, Pakistan*
- <sup>68</sup>*Joint Institute for Nuclear Research, Dubna, Russia*
- <sup>69</sup>*Institute for Nuclear Research of the Russian Academy of Sciences, Moscow, Russia*
- <sup>70</sup>*Lomonosov Moscow State University, Moscow, Russia*
- <sup>71</sup>*Comenius University Bratislava, Faculty of Mathematics, Physics and Informatics, Bratislava, Slovakia*
- <sup>72</sup>*Department of Physics, Faculty of Science, Chulalongkorn University, Bangkok, Thailand*
- <sup>73</sup>*National Astronomical Research Institute of Thailand, Chiang Mai, Thailand*
- <sup>74</sup>*Suranaree University of Technology, Nakhon Ratchasima, Thailand*
- <sup>75</sup>*Department of Physics and Astronomy, University of California, Irvine, California, USA*

June 23, 2020

### Abstract

The Jiangmen Underground Neutrino Observatory (JUNO) features a 20 kt multi-purpose underground liquid scintillator sphere as its main detector. Some of JUNO's features make it an excellent experiment for  $^8\text{B}$  solar neutrino measurements, such as its low-energy threshold, its high energy resolution compared to water Cherenkov detectors, and its much larger target mass compared to previous liquid scintillator detectors. In this paper we present a comprehensive assessment of JUNO's potential for detecting  $^8\text{B}$  solar neutrinos via the neutrino-electron elastic scattering process. A reduced 2 MeV threshold on the recoil electron energy is found to be achievable assuming the intrinsic radioactive background  $^{238}\text{U}$  and  $^{232}\text{Th}$  in the liquid scintillator can be controlled to  $10^{-17}$  g/g. With ten years of data taking, about 60,000 signal and 30,000 background events are expected. This large sample will enable an examination of the distortion of the recoil electron spectrum that is dominated by the neutrino flavor transformation in the dense solar matter, which will shed new light on the tension between the measured electron spectra and the predictions of the standard three-flavor neutrino oscillation framework. If  $\Delta m_{21}^2 = 4.8 \times 10^{-5}$  ( $7.5 \times 10^{-5}$ )  $\text{eV}^2$ , JUNO can provide evidence of neutrino oscillation in the Earth at the about  $3\sigma$  ( $2\sigma$ ) level by measuring the non-zero signal rate variation with respect to the solar zenith angle. Moreover, JUNO can simultaneously measure  $\Delta m_{21}^2$  using

$^8\text{B}$  solar neutrinos to a precision of 20% or better depending on the central value and to sub-percent precision using reactor antineutrinos. A comparison of these two measurements from the same detector will help elucidate the current tension between the value of  $\Delta m_{21}^2$  reported by solar neutrino experiments and the KamLAND experiment.

**Keywords:** neutrino oscillation, solar neutrino, JUNO

## 1 Introduction

Solar neutrinos, produced during the nuclear fusion in the solar core, have played an important role in the history of neutrino physics, from the first observation and appearance of the solar neutrino problem at the Homestake experiment [1], to the measurements at Kamiokande [2], GALLEX/GNO [3, 4], and SAGE [5], and then to the precise measurements at Super-Kamiokande [6], SNO [7, 8], and Borexino [9]. In the earlier radiochemical experiments only the charged-current (CC) interactions of  $\nu_e$  on the nuclei target could be measured. Subsequently, solar neutrinos were detected via the neutrino electron elastic scattering (ES) process in water Cherenkov or liquid scintillator detectors, which are predominantly sensitive to  $\nu_e$  with lower cross sections for  $\nu_\mu$  and  $\nu_\tau$ . Exceptionally, the heavy water target used by SNO allowed observations of all the three processes, including  $\nu-e$  ES, CC, and neutral-current (NC) interactions on deuterium [10]. The NC channel is equally sensitive to all active neutrino flavors allowing a direct measurement of the  $^8\text{B}$  solar neutrino flux at production. Thus, SNO gave the first model-independent evidence of the solar neutrino flavor conversion and solved the solar neutrino problem.

At present, there are still several open issues to be addressed in solar neutrino physics. The solar metallicity problem [11, 12] will profit from either the precise measurements of the  $^7\text{Be}$  and  $^8\text{B}$  solar neutrino fluxes, or the observation of solar neutrinos from the CNO cycle. In the elementary particle side, validation tests of the large mixing angle (LMA) Mikheyev-Smirnov-Wolfenstein (MSW) [13, 14] solution and the search for new physics beyond the standard scenario [15] constitute the main goals. The standard scenario of three neutrino mixing predicts a smooth upturn in the  $\nu_e$  survival probability ( $P_{ee}$ ) in the neutrino energy region between the high (MSW dominated) and the low (vacuum dominated) ranges. However, neither SNO [16] nor Super-Kamiokande [17] have observed such a spectral upturn in the ES electron spectra, which poses a mild tension with the standard MSW prediction. Moreover, the indication of the non-zero Day-Night asymmetry in Super-Kamiokande at the level of -3.3% is much larger than the MSW prediction using the  $\Delta m_{21}^2$  value from KamLAND [18]. Therefore, a mild inconsistency at the  $2\sigma$  level for the mass-squared splitting  $\Delta m_{21}^2$  emerges. The combined Super-K and SNO fitting favors  $\Delta m_{21}^2 = 4.8_{-0.6}^{+1.3} \times 10^{-5} \text{ eV}^2$  [17], while the long baseline reactor experiment KamLAND gives  $\Delta m_{21}^2 = 7.53_{-0.18}^{+0.18} \times 10^{-5} \text{ eV}^2$  [18].

To resolve whether this tension is a statistical fluctuation or a physical effect beyond the standard neutrino oscillation framework, requires further measurements. The Jiangmen Underground Neutrino Observatory (JUNO), a 20 kt multi-purpose underground liquid scintillator detector, can measure  $\Delta m_{21}^2$  to an unprecedented sub-percent level using reactor antineutrinos [19]. Measurements of  $^8\text{B}$  solar neutrinos will also benefit primarily due to the large target mass, which affords excellent self-shielding and comparable statistics to Super-K. A preliminary discussion of the radioactivity requirements and the cosmogenic isotope background can be found in the JUNO Yellow Book [19]. In this paper we present a more comprehensive study with the following updates. The cosmogenic isotopes are better suppressed with improved veto strategies. The analysis threshold can be lowered to 2 MeV assuming an achievable intrinsic radioactivity background level, which compares favourably with the current world-best 3 MeV threshold in Borexino [20]. The lower threshold leads to larger signal statistics and a more sensitive examination on the spectrum

distortion of recoil electrons. New evidence of non-zero signal rate variation versus the solar zenith angle (Day-Night asymmetry) is also expected. After combining with the  $^8\text{B}$  neutrino flux from the SNO NC measurement, the  $\Delta m_{21}^2$  precision is expected to be similar to the current global fitting results [21]. This paper has the following structure: Sec. 2 presents the expected  $^8\text{B}$  neutrino signals in the JUNO detector. Section 3 describes the background budget, including the internal and external natural radioactivity, and the cosmogenic isotopes. Section 4 summarizes the results of sensitivity studies.

## 2 Solar neutrino detection at JUNO

In LS detectors the primary detection channel of solar neutrinos is their elastic scattering with electrons. The signal spectrum is predicted with the following steps: generation of neutrino flux and energy spectrum considering oscillation in the Sun and the Earth, determination of the recoil electron rate and kinematics, and implementation of the detector response. A two-dimensional spectrum of signal counts with respect to the visible energy and the solar zenith angle is produced and utilized in sensitivity studies.

### 2.1 $^8\text{B}$ neutrino generation and oscillation

This study starts with an arrival  $^8\text{B}$  neutrino flux of  $(5.25 \pm 0.20) \times 10^6$  / $\text{cm}^2/\text{s}$  provided by the NC channel measurement at SNO [16]. The relatively small contribution ( $8.25 \times 10^3$  / $\text{cm}^2/\text{s}$ ) from *hep* neutrinos, produced by the capture of protons on  $^3\text{He}$ , is also included. The  $^8\text{B}$  and *hep* neutrino spectra are taken from Refs. [22, 23] as shown in Fig. 1. The neutrino spectrum shape uncertainties (a shift of about  $\pm 100$  keV) are mainly due to the uncertain energy levels of  $^8\text{Be}$  excited states. The shape uncertainties are propagated into the energy-correlated systematic uncertainty on the recoil electron spectrum. The radial profiles of the solar neutrino production are taken from Ref. [24].

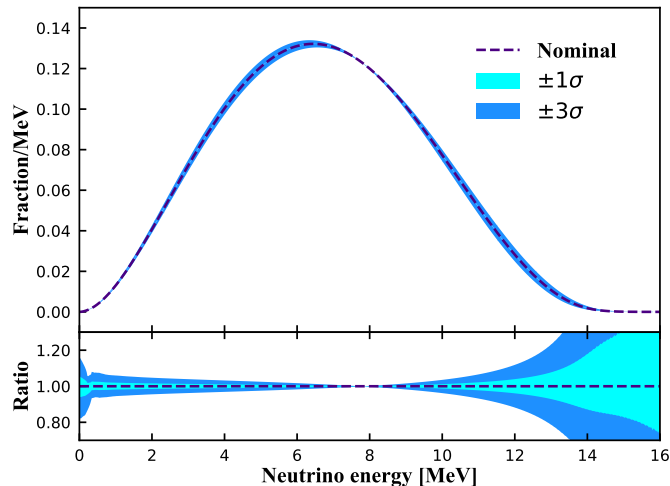


Figure 1:  $^8\text{B}$   $\nu_e$  spectrum together with the shape uncertainties. The data are taken from Ref. [22].

The calculation of solar neutrino oscillation in the Sun follows the standard MSW framework [13, 14]. The oscillation is affected by the coherent interactions with the medium via forward

elastic weak CC scattering in the Sun. The neutrino evolution function can be modified by the electron density in the core, which is the so-called MSW effect. However, due to the slow change in electron density, the neutrino evolution function reduces to an adiabatic oscillation from the position where the neutrino is produced to the surface of the Sun. Moreover, effects of evolution phases with respect to the effective mass eigenstates average out to be zero due to the huge propagation distance of the solar neutrinos, resulting in decoherent mass eigenstates prior to arrival at Earth. The survival probability of solar neutrinos is derived by taking all these effects into account.

During the Night solar neutrinos must pass through the Earth prior to reaching the detector, which via the MSW effect can make the effective mass eigenstates coherent again, leading to  $\nu_e$  regenerations. Compared to Super-K (36°N), the lower latitude of JUNO (22°N) slightly enhances this regeneration. This phenomenon is quantized by measuring the signal rate variation versus the cosine of the solar zenith angle ( $\cos\theta_z$ ). The definition of  $\theta_z$  and the effective detector exposure with respect to 1 A.U. in 10 years of data taking are shown in Fig. 2. In the exposure calculation, the sub-solar points are calculated with the python library PyEphem [25] and the Sun-Earth distances given by the library AACGM-v2 [26]. The results are consistent with those in Ref. [27]. The Day is defined as  $\cos\theta_z < 0$ , and the Night as  $\cos\theta_z > 0$ . The  $\nu_e$  regeneration probability is calculated assuming a spherical Earth and using the averaged 8-layer density from the Preliminary Reference Earth Model (PREM) [28].

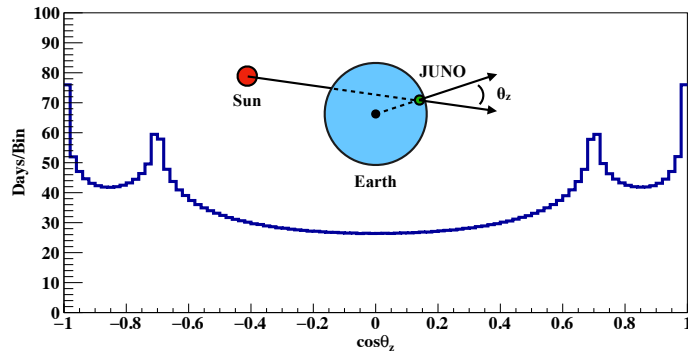


Figure 2: Definition of the solar zenith angle  $\theta_z$ , and the effective detector exposure with respect to 1 A.U. in ten years of data taking.

Taking the MSW effects in both the Sun and the Earth into consideration, the  $\nu_e$  survival probabilities ( $P_{ee}$ ) with respect to the neutrino energy  $E_\nu$  for two  $\Delta m_{21}^2$  values are shown in Fig. 3. The other oscillation parameters are taken from PDG-2018 [29]. The shadowed area shows the  $P_{ee}$  variation at different solar zenith angles. A transition energy range is apparent where matter effects are present but not fully expressed. A smooth upturn trend of  $P_{ee}(E_\nu)$  in this transition energy range is also expected. The smaller the  $\Delta m_{21}^2$  value is, the steeper upturn at the transition range and the larger size of Day-Night asymmetry at high energies can be found. Furthermore, the  $P_{ee}(E_\nu)$  in the transition region is especially sensitive to non-standard interactions [15]. Thus, by detecting  $^8\text{B}$  neutrinos, the existence of new physics which sensitively affects the transition region can be tested, and the Day-Night asymmetry can be measured.

## 2.2 $\nu - e$ elastic scattering

In the  $\nu - e$  elastic scattering process,  $\nu_e$  can interact with electrons via both  $W^\pm$  and  $Z^0$  boson exchange, while  $\nu_{\mu,\tau}$  can only interact with electrons via  $Z^0$  exchange. This leads to an about six



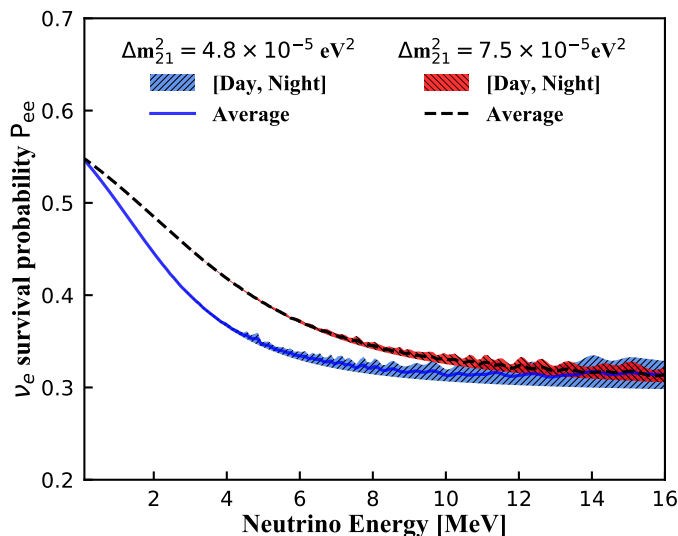


Figure 3: Solar  $\nu_e$  survival probabilities ( $P_{ee}$ ) with respect to the neutrino energy. A transition from the MSW dominated oscillation to the vacuum dominated is found when neutrino energy goes from high to low ranges. The shadowed area shows the variation of  $P_{ee}$  at different solar zenith angles. A smaller  $\Delta m_{21}^2$  leads to a larger Day-Night asymmetry effect.

times larger cross section of  $\nu_e - e$ ) compared to that of  $\nu_{\mu,\tau} - e$ , as shown in Fig. 4. For the cross section calculation, we use:

$$\frac{d\sigma}{dT_e}(E_\nu, T_e) = \frac{\sigma_0}{m_e} \left[ g_1^2 + g_2^2 \left(1 - \frac{T_e}{E_\nu}\right)^2 - g_1 g_2 \frac{m_e T_e}{E_\nu^2} \right], \quad (1)$$

where  $E_\nu$  is the neutrino energy,  $T_e$  is the kinetic energy of the recoil electron,  $m_e$  is the electron mass,  $\sigma_0 = \frac{2G_F^2 m_e^2}{\pi} \simeq 88.06 \times 10^{-46} \text{ cm}^2$  [30]. The quantities  $g_1$  and  $g_2$  depend on neutrino flavor:  $g_1^{(\nu_e)} = g_2^{(\bar{\nu}_e)} \simeq 0.73$ ,  $g_2^{(\nu_e)} = g_1^{(\bar{\nu}_e)} \simeq 0.23$ ,  $g_1^{(\nu_{\mu,\tau})} = g_2^{(\bar{\nu}_{\mu,\tau})} \simeq -0.27$ ,  $g_2^{(\nu_{\mu,\tau})} = g_1^{(\bar{\nu}_{\mu,\tau})} \simeq 0.23$ .

After scattering, the total energy and momentum of the neutrino and electron are redistributed. In the JUNO detector the direction of the recoil electron is difficult to reconstruct, making an event-by-event reconstruction of the neutrino energy almost impossible. Physics studies rely on the visible spectrum predicted in the following steps. First, applying the ES cross section to the neutrino spectrum to obtain the kinetic energy spectrum of recoil electrons. To calculate the reaction rate, the electron density is  $3.38 \times 10^{32}$  per kt using the LS composition in Ref. [19]. The expected signal rate in the full energy range is 4.15 (4.36) counts per day per kt (cpd/kt) for  $\Delta m_{21}^2 = 4.8$  (7.5)  $\times 10^{-5} \text{ eV}^2$ . A simplified detector response model, including the LS's light output nonlinearity from Daya Bay [31] and the  $3\%/\sqrt{E}$  energy resolution, is applied to the kinetic energy of recoil electron, resulting in the visible energy  $E_{\text{vis}}$ . The ES reaction vertex is also smeared by assuming a 12 cm resolution at 1 MeV. Eventually, the number of signals are counted with respect to the visible energy and the solar zenith angle as shown in Fig. 5. The two-dimensional spectrum will be used to determine the neutrino oscillation parameters, since it carries information on both the spectrum distortion primarily from oscillation in the Sun, and the Day-Night asymmetry from oscillation in the Earth. Table 1 provides the expected signal rates during Day and Night within two visible energy ranges.

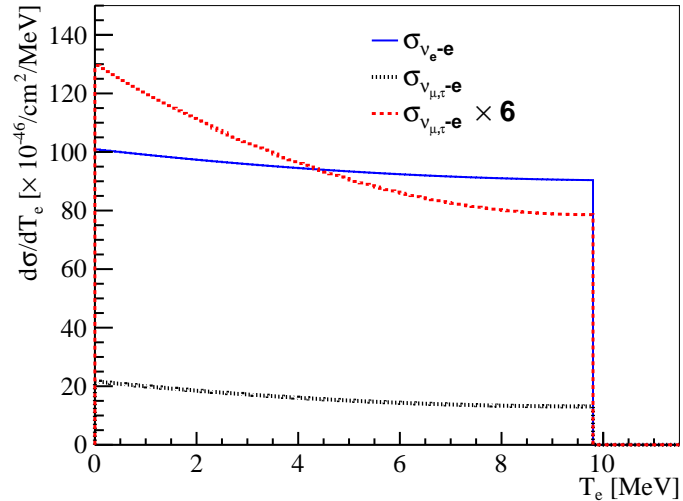


Figure 4: Differential cross section of  $\nu_e - e$  (blue) and  $\nu_{\mu,\tau} - e$  (black) elastic scattering for a 10 MeV neutrino. The stronger energy dependence of the  $\nu_{\mu,\tau} - e$  cross section, as illustrated in red, produces another smooth upturn in the visible electron spectrum compared to the case of no  $\nu_{\mu,\tau}$  appearance.

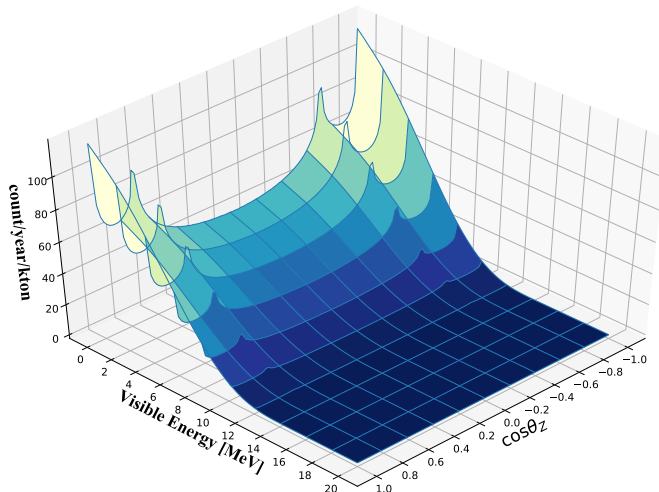


Figure 5:  ${}^8\text{B}$   $\nu - e$  ES signal counts with respect to the visible energy of recoil electron and the cosine of the solar zenith angle  $\cos\theta_z$ . The spectrum carries information on neutrino oscillation both in the Sun and the Earth, and will be used to determine the neutrino oscillation parameters.

### 3 Background budget

Unlike the correlated signals produced in the Inverse Beta Decay reaction of reactor antineutrinos, the ES signal of solar neutrinos is a single event. A good signal-to-background ratio requires extremely radiopure detector materials, sufficient shielding from surrounding natural radioactivity and an effective strategy to reduce backgrounds from unstable isotopes produced by cosmic-ray muons passing through the detector. Based on the R&D of JUNO detector components,

Rate [cpd/kt]	(0, 16) MeV		(2, 16) MeV	
	Day	Night	Day	Night
$\Delta m_{21}^2 = 4.8 \times 10^{-5} \text{eV}^2$	2.05	2.10	1.36	1.40
$\Delta m_{21}^2 = 7.5 \times 10^{-5} \text{eV}^2$	2.17	2.19	1.44	1.46

Table 1: JUNO  $^8\text{B}$   $\nu - e$  E signal rates in terms of per day per kt (cpd/kt) during the Day and Night, in different visible energy ranges.

a background budget has been built for  $^8\text{B}$  neutrino detection at JUNO. Assuming an intrinsic  $^{238}\text{U}$  and  $^{232}\text{Th}$  radioactivity level of  $10^{-17}$  g/g, the 2 MeV analysis threshold could be achieved, yielding a sample from 10 years of data taking of about 60,000 ES signal events and 30,000 background candidates.

The threshold cannot be further reduced below 2 MeV due to the large background from cosmogenic  $^{11}\text{C}$ , which is a  $\beta^+$  isotope with a decay energy of 1.982 MeV and a half-life of 20.4 minutes with production rate in the JUNO detector of more than 10,000 per day. The huge yield and long life-time of  $^{11}\text{C}$  makes it very difficult to suppress this background to a level similar to the signal, limiting the analysis threshold to 2 MeV.

### 3.1 Natural radioactivity

As shown in Fig. 6, the 20 kt liquid scintillator is contained in a spherical acrylic vessel with an inner diameter of 35.4 m and a thickness of 12 cm. The vessel is supported by a 600 t stainless steel (SS) structure composed of 590 SS bars connected to acrylic nodes. Each acrylic node includes an about 40 kg SS ring providing enough strength. The LS is instrumented with about 18,000 20-inch PMTs and 25,000 3-inch small PMTs. The 18,000 20-inch PMTs comprise 5,000 Hamamatsu dynode PMTs and 13,000 PMTs with a microchannel plate (MCP-PMT) instead of a dynode structure. All the PMTs are installed on the SS structure and the glass bulbs of the large PMTs are positioned about 1.7 m away from the LS. Pure water in the pool serves as both passive shielding and a Cherenkov muon detector instrumented with about 2,000 20-inch PMTs. The natural radioactivity is divided into internal and external parts, where the internal part is the LS intrinsic background and the external part is from other detector components and surrounding rocks. The radioactivity of each to-be-built detector component has been measured [32] and is used in the Geant4 (10.2) based simulation [33].

#### 3.1.1 External radioactivity

Among the external radioactive isotopes,  $^{208}\text{Tl}$  is the most critical one due to that it has the highest energy  $\gamma$  (2.61 MeV) from its decay. This is also the primary reason that Borexino could not lower the analysis threshold to below 3 MeV [20]. The problem is overcome in JUNO due to its much larger detector size. In addition, all detector materials of JUNO have been carefully selected to fulfill radiopurity requirements [34]. The  $^{238}\text{U}$  and  $^{232}\text{Th}$  contaminations in SS are measured to be less than 1 ppb and 2 ppb, respectively. In acrylic both are at 1 ppt level. An improvement is from the glass bulbs of MCP-PMTs, in which the  $^{238}\text{U}$  and  $^{232}\text{Th}$  contaminations are 200 ppb and 125 ppb, respectively [35]. Both are several times lower than those of the 20-inch Hamamatsu PMTs.

With the measured radioactivity values, a simulation is performed to obtain the external  $\gamma$ 's deposited energy spectrum in LS as shown in Fig. 7.  $^{208}\text{Tl}$  decays in the PMT glass and in the

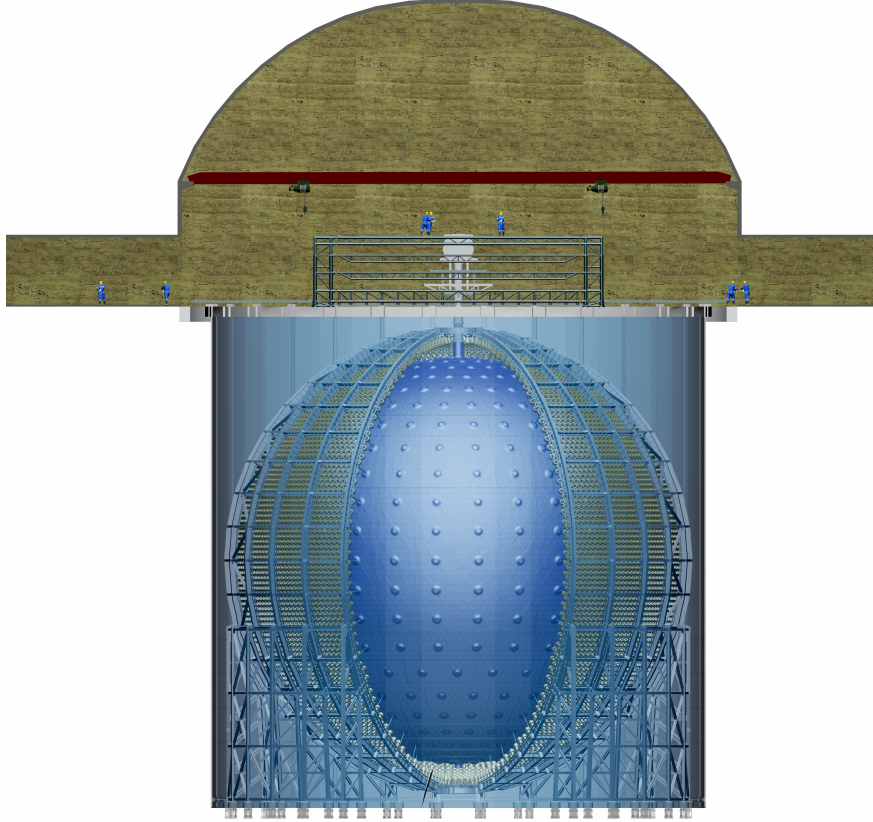


Figure 6: Diagram of the JUNO detector. The 20 kt LS is contained in a spherical acrylic vessel with an inner diameter of 35.4 m, and the vessel is supported by stainless steel latticed shell and the shell also holds about 18,000 pieces of 20-inch PMTs and 25,000 pieces of 3-inch PMTs.

SS rings of the acrylic nodes dominate the external background, which is responsible for the peak at 2.6 MeV. The continuous part from 2.6 to 3.5 MeV is due to the multiple  $\gamma$ 's released from a  $^{208}\text{Tl}$  decay. Limited by the huge computing resources required to simulate enough  $^{208}\text{Tl}$  decays in the PMT glass, an extrapolation method is used to estimate its contribution in the region of spherical radius less than 15 m based on the simulated results in the outer region. According to the simulation results, an energy dependent fiducial volume (FV) cut, in terms of the reconstructed radial position ( $r$ ) in the spherical coordinate system, is designed as:

- $2 < E_{\text{vis}} \leq 3$  MeV,  $r < 13$  m, 7.9 kt target mass;
- $3 < E_{\text{vis}} \leq 5$  MeV,  $r < 15$  m, 12.2 kt target mass;
- $E_{\text{vis}} > 5$  MeV,  $r < 16.5$  m, 16.2 kt target mass.

In this way the external radioactivity background is suppressed to less than 0.5% compared to signals in the whole energy range, while the signal statistic is maximized at high energies.

In addition to the decays of natural radioactive isotopes, another important source of high energy  $\gamma$ 's is the  $(n, \gamma)$  reaction in rock, PMT glass, and the SS structure [20, 36]. Neutrons mainly come from the  $(\alpha, n)$  reaction and the spontaneous fission of  $^{238}\text{U}$ , and are named as radiogenic

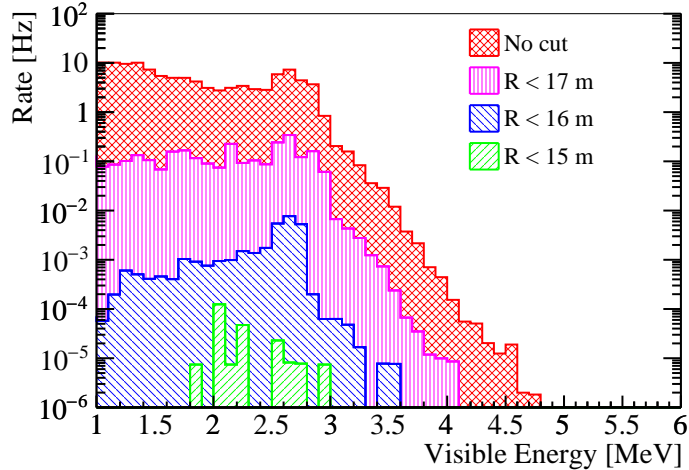


Figure 7: Deposited energy spectra in LS by external  $\gamma$ 's after different FV cuts. The plot is generated by the simulation with measured radioactivity values of all external components. The multiple  $\gamma$ 's of  $^{208}\text{Tl}$  decays in acrylic and SS nodes account for the background in 3 to 5 MeV. With a set of energy-dependent FV cuts, the external background is suppressed to less than 0.5% compared to signals.

neutrons. The neutron fluxes and spectra are calculated using the neutron yields from Refs. [20,37] and the measured radioactivity levels. Then the simulation is performed to account for the neutron transportation and capture, high energy  $\gamma$  release and energy deposit. In the FV of  $r < 16.5$  m, this radiogenic neutron background contribution is found to be less than 0.001 per day and can be neglected.

### 3.1.2 Internal radioactivity

With negligible external background after the FV cuts, the LS intrinsic impurity levels and backgrounds from cosmogenic isotopes determine the lower analysis threshold of recoil electrons. JUNO will deploy four LS purification approaches. Three of them focus on the removal of natural radioactivity in LS during distillation, water extraction and gas stripping [38]. An additional online monitoring system (OSIRIS [39]) will be built to measure the  $^{238}\text{U}$ ,  $^{232}\text{Th}$ , and Radon contaminations before the LS filling. As a feasibility study, following the assumptions in the JUNO Yellow Book [19], we start with  $10^{-17}$  g/g  $^{238}\text{U}$  and  $^{232}\text{Th}$  in the secular equilibrium, which are close to those of Borexino Phase I [40]. However, from Borexino's measurements the daughter nuclei of  $^{222}\text{Rn}$ , i.e.,  $^{210}\text{Pb}$  and  $^{210}\text{Po}$ , are likely off-equilibrium. In this study  $10^{-24}$  g/g  $^{210}\text{Pb}$  and a  $^{210}\text{Po}$  decay rate of 2600 cpd/kt are assumed [41]. The left plot of Fig. 8 shows the internal background spectrum under the assumptions above, and the  $^8\text{B}$  neutrino signal is also drawn for comparison. Obviously, an effective background reduction method is needed. The  $\alpha$  peaks are not included since after LS quenching their visible energies are usually less than 1 MeV, much smaller than the 2 MeV analysis threshold.

Above the threshold the background is dominated by five isotopes as listed in Table 2.  $^{214}\text{Bi}$  and 64% of  $^{212}\text{Bi}$  decays can be removed by the coincidence with their short-lived daughter nuclei,  $^{214}\text{Po}$  ( $\tau \sim 231 \mu\text{s}$ ) and  $^{212}\text{Po}$  ( $\tau \sim 431 \text{ ns}$ ), respectively. The removal efficiency of  $^{214}\text{Bi}$  can reach to about 99.5% with less than 1% loss of signals. Based on the current electronics design, which

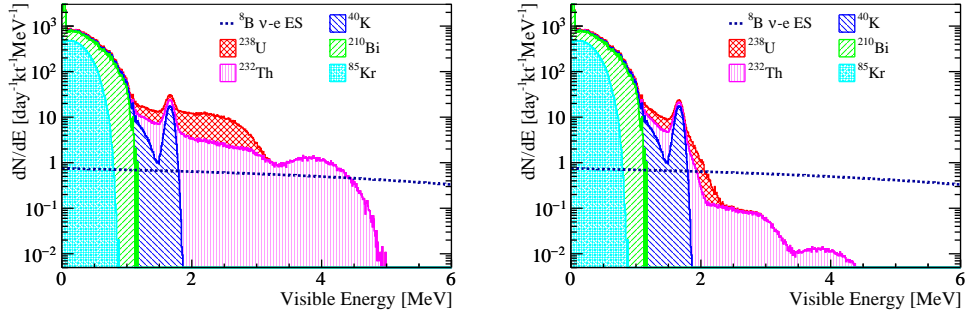


Figure 8: Internal radioactivity background compared with  $^8\text{B}$  signal before (left) and after (right) time, space and energy correlation cuts to remove the Bi-Po/Bi-Tl cascade decays. The events in the 3 – 5 MeV energy range are dominated by  $^{208}\text{Tl}$  decays, while those between 2 and 3 MeV are from  $^{214}\text{Bi}$  and  $^{212}\text{Bi}$ .

records PMT waveforms in a  $1 \mu\text{s}$  readout window with a sampling rate of 1 G samples/s [42], it is assumed that  $^{212}\text{Po}$  cannot be identified from its parent  $^{212}\text{Bi}$  if it decays within 30 ns. Thus, for the  $^{212}\text{Bi}$ - $^{212}\text{Po}$  cascade decays the removal efficiency is only 93%. For the residual 7%, the visible energies of  $^{212}\text{Bi}$  and  $^{212}\text{Po}$  decays are added together because they are too close to each other.

Besides removing  $^{214}\text{Bi}$  and  $^{212}\text{Bi}$  via the prompt correlation which was also used in previous experiments, a new analysis technique of this study is the reduction of  $^{208}\text{Tl}$ . 36% of  $^{212}\text{Bi}$  decays to  $^{208}\text{Tl}$  by releasing an  $\alpha$  particle. The decay of  $^{208}\text{Tl}$  ( $\tau \sim 4.4$  minutes) dominates the background in the energy range of 3 to 5 MeV. With a 22 minutes veto in a spherical volume of radius 1.1 m around a  $^{212}\text{Bi}$   $\alpha$  candidate, 99%  $^{208}\text{Tl}$  decays can be removed. The fraction of removed good events, estimated with the simulation, is found to be about 20%, because there are more than 2600 cpd/kt  $^{210}\text{Po}$  decays in the similar  $\alpha$  energy range. Eventually, the signal over background ratio in the energy range of 3 – 5 MeV is significantly improved from 0.6 to 35.

Isotope	Decay mode	Decay energy	$\tau$	Daughter	Daughter's $\tau$	Removal eff.	Removed signal
$^{214}\text{Bi}$	$\beta^-$	3.27 MeV	28.7 min	$^{214}\text{Po}$	237 $\mu\text{s}$	>99.5%	<1%
$^{212}\text{Bi}$	$\beta^-$ : 64%	2.25 MeV	87.4 min	$^{212}\text{Po}$	431 ns	93%	$\sim 0$
$^{212}\text{Bi}$	$\alpha$ : 36%	6.21 MeV	87.4 min	$^{208}\text{Tl}$	4.4 min	N/A	N/A
$^{208}\text{Tl}$	$\beta^-$	5.00 MeV	4.4 min	$^{208}\text{Pb}$	Stable	99%	20%
$^{234}\text{Pa}^{\text{m}}$	$\beta^-$	2.27 MeV	1.7 min	$^{234}\text{U}$	245500 years	N/A	N/A
$^{228}\text{Ac}$	$\beta^-$	2.13 MeV	8.9 h	$^{228}\text{Th}$	1.9 years	N/A	N/A

Table 2: Isotopes in the  $^{238}\text{U}$  and  $^{232}\text{Th}$  decay chains with decay energies larger than 2 MeV. With correlation cuts most of  $^{214}\text{Bi}$ ,  $^{212}\text{Bi}$  and  $^{208}\text{Tl}$  decays can be removed. The decay data are taken from Ref. [43].

However, for  $^{228}\text{Ac}$  and  $^{234}\text{Pa}^{\text{m}}$ , both of which have decay energies slightly larger than 2 MeV, there are no available cascade decays for background elimination. If the  $^{238}\text{U}$  and  $^{232}\text{Th}$  decay chains are in secular equilibrium, their contributions can be statistically subtracted with the measured Bi-Po decay rates. Otherwise the analysis threshold should be increased to about 2.3 MeV.

Considering higher radioactivity level assumptions, if the  $^{238}\text{U}$  and  $^{232}\text{Th}$  contaminations are  $10^{-16}$  g/g, the 2 MeV threshold is still achievable but with a worse S/B ratio in the energy range of 3 to 5 MeV. A  $10^{-15}$  g/g contamination would result in a 5 MeV analysis threshold

determined by the end-point energy of  $^{208}\text{Tl}$  decay. If  $^{238}\text{U}$  and  $^{232}\text{Th}$  contaminations reach to  $10^{-17}$  g/g, but the  $^{210}\text{Po}$  decay rate is more than 10,000 cpt/kt as in the Borexino Phase I [40], the  $^{208}\text{Tl}$  reduction mentioned above cannot be performed. Consequently, the  $^{208}\text{Tl}$  background could only be statistically subtracted. The influence of these radioactivity level assumptions on the neutrino oscillation studies will be discussed in Sec. 4.3.

### 3.2 Cosmogenic isotopes

In addition to natural radioactivity, another crucial background comes from the decays of light isotopes produced by the cosmic-ray muon spallation process in LS. The relatively shallow vertical rock overburden, about 680 m, leads to a  $0.0037$  Hz/m<sup>2</sup> muon flux with an averaged energy of 209 GeV. The direct consequence is the about 3.6 Hz muons passing through the LS target. More than 10,000  $^{11}\text{C}$  isotopes are generated per day, which constrains the analysis threshold to 2 MeV, as shown in Fig. 9. Based on the simulation and measurements of previous experiments, it is found that other isotopes can be suppressed to a 1% level with a cylindrical veto along the muon track and the Three-Fold Coincidence cut (TFC) among the muon, the spallation neutron capture, and the isotope decay [44, 45]. Details are presented in this section.

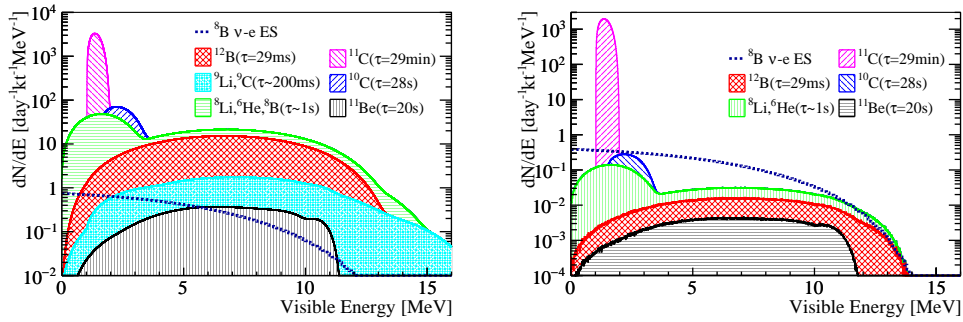


Figure 9: Cosmogenic background before (left) and after veto (right). The isotope yields shown here are scaled from the KamLAND’s [46] and Borexino’s measurements [47]. The huge amount of  $^{11}\text{C}$  constrains the analysis threshold to 2 MeV. The others isotopes can be well suppressed with veto strategies discussed in the text.

#### 3.2.1 Isotope generation

When a muon passes through the LS, along with the ionization, many secondary particles are also generated, including  $e^\pm$ ,  $\gamma$ ,  $\pi^\pm$ , and  $\pi^0$ . Neutrons and isotopes are produced primarily via the  $(\gamma, n)$  and  $\pi$  inelastic scattering processes. More daughters could come from the neutron inelastic scattering on carbon. Such a process is defined as a hadronic shower in which most of the cosmogenic neutrons and light isotopes are generated. More discussion on the muon shower process can be found in Refs. [48, 49]. To understand the shower physics and develop a reasonable veto strategy, an detailed muon simulation has been carried out. The simulation starts with CORSIKA [50] for the cosmic air shower simulation at the JUNO site, which gives the muon energy, momentum and multiplicity distributions arriving the surface. Then MUSIC [51] is employed to track muons traversing the rock to the underground experiment hall based on the local geological map. The muon sample after transportation is used as the event generator of Geant4, with which

the detector simulation is performed and all the secondary particles are recorded. A simulation data set consisting of 16 million muon events is prepared, corresponding to about 50 days statistics.

Isotope	Decay mode	Decay energy (MeV)	$\tau$	Yield in LS (/day)		TFC fraction
				Geant4 simulation	Scaled	
$^{12}\text{B}$	$\beta^-$	13.4	29.1 ms	1059	2282	90%
$^9\text{Li}$	$\beta^-$ : 50%	13.6	257.2 ms	68	117	96%
$^9\text{C}$	$\beta^+$	16.5	182.5 ms	21	160	>99%
$^8\text{Li}$	$\beta^- + \alpha$	16.0	1.21 s	725	649	94%
$^6\text{He}$	$\beta^-$	3.5	1.16 s	526	2185	95%
$^8\text{B}$	$\beta^+ + \alpha$	$\sim 18$	1.11 s	35	447	>99%
$^{10}\text{C}$	$\beta^+$	3.6	27.8 s	816	878	>99%
$^{11}\text{Be}$	$\beta^-$	11.5	19.9 s	9	59	96%
$^{11}\text{C}$	$\beta^+$	1.98	29.4 min	11811	46065	98%

Table 3: Summary of the cosmogenic isotopes in JUNO. The isotope yields extracted from the Geant4 simulation, as well as the ones scaled to the measurements, are listed. The TFC fraction means the probability of finding at least one spallation neutron capture event between the muon and the isotope decay.

In the simulation the average muon track length in LS is about 23 m and the average deposited energy via ionization is 4.0 GeV. Given the huge detector size, about 92% of the 3.6 Hz LS muon events consist of one muon track, 6% have two muon tracks, and the rest have more than two. Events with more than one muon track are called muon bundles. In general, muon tracks in one bundle are from the same air shower and are parallel. In more than 85% of the bundles, the distance between muon tracks is larger than 3 m.

The cosmogenic isotopes affecting this analysis are listed in Table 3. The simulated isotope yields are found to be lower than those measured by KamLAND [46] and Borexino [47]. Thus, in our background estimation the yields are scaled to the results of the two experiments, by empirically modelling the production cross section as being proportional to  $E_\mu^{0.74}$ , where  $E_\mu$  is the average energy of the muon at the detector. Because the mean free paths of  $\gamma$ 's,  $\pi$ 's and neutrons are tens of centimeter in LS, the generation positions of the isotopes are close to the muon track, as shown in Fig. 10. For more than 97% of the isotopes, the distances are less than 3 m, leading to an effective cylindrical veto along the reconstructed muon track. However, the veto time could only be set to 3 to 5 s to keep a reasonable detector live time, which removes a small fraction of  $^{11}\text{C}$  and  $^{10}\text{C}$ . Thus, as mentioned before, the  $^{11}\text{C}$ , primarily from the  $^{12}\text{C}(\gamma, n)$  reaction, with the largest yield and a long life time, will push the analysis threshold of the recoil electron to 2 MeV. The removal of  $^{10}\text{C}$ , mainly generated in the  $^{12}\text{C}(\pi^+, np)$  reaction, relies on the TFC among the muon, the neutron capture, and the isotope decay.

To perform the cylindrical volume veto, the muon track reconstruction is required. There have been several reconstruction algorithms developed for JUNO as reported in Refs. [52–55]. A precision muon reconstruction algorithm was also developed in Double Chooz [56]. Based on these studies the muon reconstruction strategy in JUNO is assumed as: 1) If there is only one muon in the event, the track could be well reconstructed. 2) If there are two muons with a distance larger than 3 m in one event, which contributes 5.5% to the total events, the two muons could be recognized and both well reconstructed. If the distance is less than 3 m (0.5%), the number of muons could be identified via the energy deposit but only one track could be reconstructed. 3) If there are more than two muons in one event (2%), it is conservatively assumed no track information can be extracted and the whole detector would be vetoed for 1 s. 4) If the energy deposit is larger than 100 GeV (0.1%),



no matter how many muons in the event, it is assumed no track can be reconstructed from such a big shower.

To design the TFC veto, the characteristics of neutron production are obtained from the simulation. About 6% of single muons and 18% of muon bundles produce neutrons, and the average neutron numbers are about 11 and 15, respectively. Most of the neutrons are close to each other, forming a neutron ball which can be used to estimate the shower position. The simulated neutron yields are compared with the data in several experiments, such as Daya Bay [57], KamLAND [46] and Borexino [58]. The differences are found to be less than 20%. The spatial distribution of the neutrons, defined as the distance between the neutron capture position and its parent muon track, are shown in Fig. 10. More than 90% of the neutrons are captured within 3 m from the muon track, consistent with KamLAND’s measurement. The advantage of LS detectors is the high detection efficiency of the neutron capture on hydrogen and carbon, which could be as high as 99%. If there is at least one neutron capture between the muon and the isotope decay, the event is defined as TFC tagged. Then the TFC fraction is the ratio of the number of tagged isotopes to the total number of generated isotope. In Table 3 the TFC fraction in simulation is summarized. The high TFC fraction comes from two aspects: the first one is that a neutron and an isotope are simultaneously produced, like the  $^{11}\text{C}$  and  $^{10}\text{C}$ . The other one is the coincidence between one isotope and the neutron(s) generated in the same shower. If one isotope is produced, the medium number of neutrons generated by this muon is 13, and for more than one isotopes, the number of neutrons increases to 110, since isotopes are usually generated in showers with large energy deposit. The red line in Fig. 10 shows the distance between an isotope decay and the nearest neutron capture, which is mostly less than 2 m.

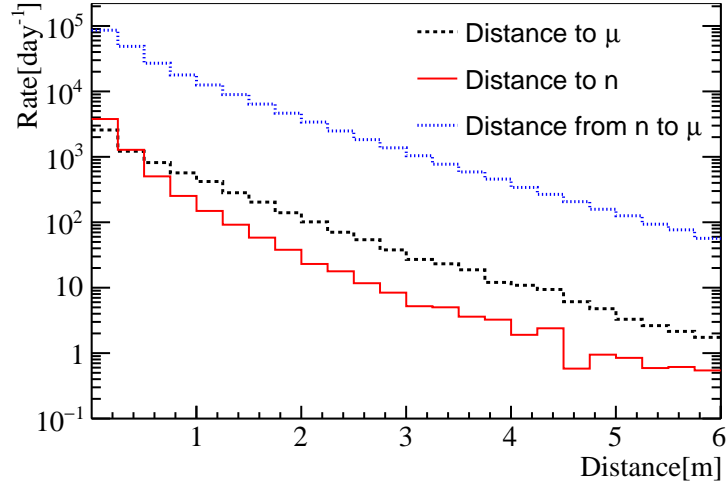


Figure 10: Distribution of the simulated distance between an isotope and its parent muon track (black), and the distance between the isotope and the closest spallation neutron candidate (red). The distance between a spallation neutron capture and its parent muon is also shown in blue.

### 3.2.2 Veto strategy

Based on the information above, the muon veto strategy is designed as below.

- Whole detector veto:

Veto 2 ms after every muon event, either passing through LS or water;

Veto 1 s for the muon events without reconstructed tracks.

- The cylindrical volume veto, depending on the distance ( $d$ ) between the candidate and the muon track:

Veto  $d < 1$  m for 5 s;

Veto  $1 \text{ m} < d < 3$  m for 4 s;

Veto  $3 \text{ m} < d < 4$  m for 2 s;

Veto  $4 \text{ m} < d < 5$  m for 0.2 s.

- The TFC veto:

Veto a 2 meter spherical volume around a spallation neutron candidate for 160 s.

In the cylindrical volume veto, the 5 s and 4 s veto time is determined based on the life of  $^8\text{B}$  and  $^8\text{Li}$ . The volume with  $d$  between 4 and 5 m is mainly to remove  $^{12}\text{B}$ , which has a larger average distance because the primary generation process is  $^{12}\text{C}(n, p)$  and neutrons have larger mean free path than  $\gamma$ 's and  $\pi$ 's. For muon bundles with two muon tracks reconstructed, the above cylindrical volume veto will be applied to each track. Compared to the veto strategies which reject any signal within a time window of 1.2 s and a 3 m cylinder along the muon track [19, 59], the above distance-dependent veto significantly improves the signal to background ratio. The TFC veto is designed for the removal of  $^{10}\text{C}$  and  $^{11}\text{Be}$ . Moreover, it effectively removes  $^8\text{B}$ ,  $^8\text{Li}$ , and  $^6\text{He}$  generated in large showers and muon bundles without track reconstruction abilities.

The muons not passing through LS, defined as external muons, will contribute to about 2% of isotopes, concentrated at the edge of the LS. Although there is no available muon track for the background suppression, the FV cut can effectively eliminate these isotopes and reach a background over signal ratio of less than 0.1%, which can be safely neglected.

To estimate the dead time induced by the veto strategy and the residual background, a toy Monte Carlo sample is generated by mixing the  $^8\text{B}$  neutrino signal with the simulated muon data. The whole detector veto and the cylindrical volume veto introduce 44% dead time, while the TFC veto adds an additional 4%. The residual backgrounds above the 2 MeV analysis threshold consist of  $^{12}\text{B}$ ,  $^8\text{Li}$ ,  $^6\text{He}$ ,  $^{10}\text{C}$ , and  $^{11}\text{Be}$ , as shown in Fig. 9. A potential improvement on the veto strategy may come from a joint likelihood based on the muon energy deposit density, the number of spallation neutrons, time and distance distributions between the isotope and muon, and among the isotope and neutrons. In addition, this study could profit from the developing topological method for the discrimination between the signal ( $e^-$ ) and background ( $^{10}\text{C}$ ,  $e^+ + \gamma$ ) [52],

The actual isotope yields, distance distributions, and TFC fractions will be measured *in-situ* in future. Estimation of residual backgrounds and uncertainties will rely on these measurements. Currently the systematic uncertainties are assumed based on KamLAND's measurements [36], given the comparable overburden (680 m and 1000 m): 1% uncertainty to  $^{12}\text{B}$ , 3% uncertainty to  $^8\text{Li}$  and  $^6\text{He}$ , and 10% uncertainty to  $^{10}\text{C}$  and  $^{11}\text{Be}$ .

### 3.3 Reactor antineutrinos

The reactor antineutrino flux at JUNO site is about  $2 \times 10^7/\text{cm}^2/\text{s}$  assuming 36 GW thermal power. Combining the oscillated antineutrino flux with the corresponding cross section [60], the Inverse Beta Decay (IBD) reaction rate between  $\bar{\nu}_e$  and proton is about 4 cpd/kt, and the elastic scattering rate between  $\bar{\nu}_x$  and electron is about 1.9 cpd/kt in the energy range of 0 to 10 MeV. The

products of IBD reaction,  $e^+$  and neutron, can be rejected to less than 0.5% using the correlation between them. The residual mainly comes from the two signals falling into one electronics readout window ( $1 \mu\text{s}$ ). The recoil electron from the  $\bar{\nu} - e$  ES channel, with a rate of 0.14 cpd/kt when the visible energy is larger than 2 MeV, cannot be distinguished from  $^8\text{B}$   $\nu$  signals. A 2% uncertainty is assigned to this background according to the uncertainties of antineutrino flux and the ES cross section.

## 4 Expected results

After applying all the selection cuts, about 60,000 recoil electrons and 30,000 background events are expected in 10 years of data taking as listed in Table 4 and shown in Fig. 11. The dead time due to muon veto is about 48% in the whole energy range. As listed in Table 2, the  $^{212}\text{Bi}-^{208}\text{Tl}$  correlation cut removes 20% of signals in the energy range of 3 to 5 MeV, and less than 2% in other energy ranges. The detection efficiency uncertainty, mainly from the FV cuts, is assumed to be 1% according to Borexino's results [20]. Given that the uncertainty of the FV is determined using the uniformly distributed cosmogenic isotopes, the uncertainty is assumed to be correlated among the three energy-dependent FVs. Since a spectrum distortion test will be performed, another important uncertainty source is the detector energy scale. For electrons with energies larger than 2 MeV, the nonlinear relationship between the LS light output and the deposited energy is less than 1%. Moreover, electrons from the cosmogenic  $^{12}\text{B}$  decays, with an average energy of 6.4 MeV, can set strong constraints to the energy scale, as it was done in Daya Bay [31] and Double Chooz [61]. Thus, a 0.3% energy scale uncertainty is used in this analysis following the results in Ref. [31]. Three analyses are reported based on these inputs.

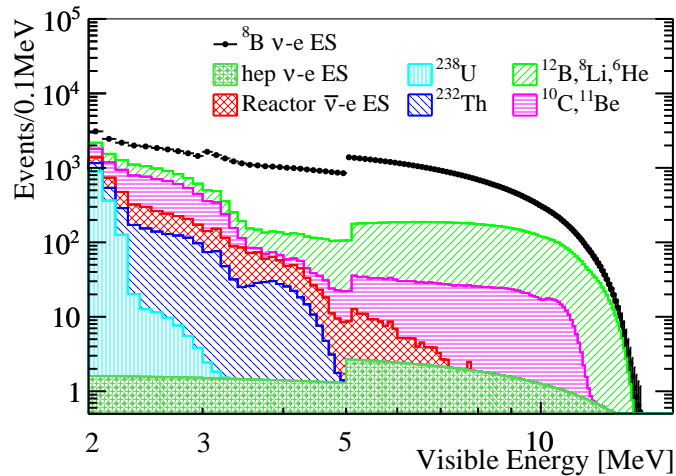


Figure 11: Expected signal and background spectra in ten years of data taking, with all selection cuts and muon veto methods applied. Signals are produced in the standard LMA-MSW framework using  $\Delta m_{21}^2 = 4.8 \times 10^{-5} \text{ eV}^2$ . The energy dependent fiducial volumes account for the discontinuities at 3 MeV and 5 MeV.

cpd/kt	FV	$^8\text{B}$ signal eff.	$^{12}\text{B}$	$^8\text{Li}$	$^{10}\text{C}$	$^6\text{He}$	$^{11}\text{Be}$	$^{238}\text{U}$	$^{232}\text{Th}$	$\bar{\nu}$ -e ES	Total bkg.	Signal rate at	
												$\Delta m_{21}^{2*}$	$\Delta m_{21}^{2\ddagger}$
(2, 3) MeV	7.9 kt	$\sim 51\%$	0.005	0.006	0.141	0.084	0.002	0.050	0.050	0.049	0.39	0.32	0.30
(3, 5) MeV	12.2 kt	$\sim 41\%$	0.013	0.018	0.014	0.008	0.005	0	0.012	0.016	0.09	0.42	0.39
(5, 16) MeV	16.2 kt	$\sim 52\%$	0.065	0.085	0	0	0.023	0	0	0.002	0.17	0.61	0.59
Syst. error	1%	$<1\%$	3%	10%	3%	10%	1%	1%	2%				

Table 4: Summary of signal and background rates in different visible energy ranges with all selection cuts and muon veto methods applied.  $\Delta m_{21}^{2*} = 4.8 \times 10^{-5} \text{ eV}^2$ , and  $\Delta m_{21}^{2\ddagger} = 7.5 \times 10^{-5} \text{ eV}^2$

#### 4.1 Spectrum distortion test

In the observed spectrum, the upturn comes from two aspects: the presence of  $\nu_{\mu,\tau}$ , and the upturn in  $P_{ee}$ . A background-subtracted Asimov data set is produced in the standard LMA-MSW framework using  $\Delta m_{21}^2 = 4.8 \times 10^{-5} \text{ eV}^2$ , shown as the black points in the top panel of Fig. 12. The other oscillation parameters are taken from PDG 2018 [29]. The error bars show only the statistical uncertainties. The ratio to the prediction of no-oscillation is shown as the black points in the bottom panel of Fig. 12. Here no-oscillation is defined as pure  $\nu_e$  with an arrival flux of  $5.25 \times 10^6 / \text{cm}^2 / \text{s}$ . The signal rate variation with respect to the solar zenith angle has been averaged. The expected signal spectrum using  $\Delta m_{21}^2 = 7.5 \times 10^{-5} \text{ eV}^2$  is also drawn as the red line for comparison. More signals can be found at the low energy range. The spectral difference provides the sensitivity that enables measurement of  $\Delta m_{21}^2$ .

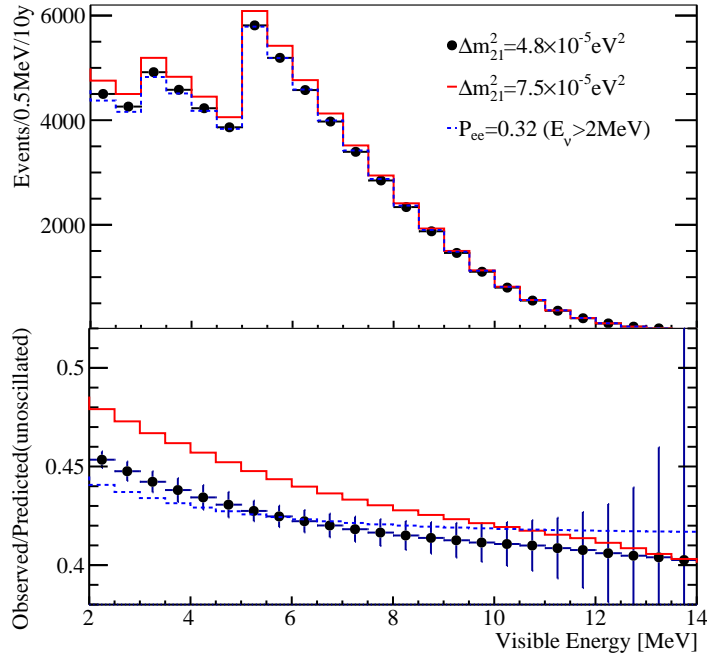


Figure 12: Background subtracted spectra produced in the standard LMA-MSW framework for two  $\Delta m_{21}^2$  values (black dots and red line, respectively), and the  $P_{ee} = 0.32$  ( $E_\nu > 2 \text{ MeV}$ ) assumption (blue line). Their comparison with the no flavor conversion is shown in the bottom panel. Only statistical uncertainties are drawn. Details can be found in the text.

Since no upturn in the  $P_{ee}$  was observed by previous experiments, a hypothesis test is performed. The  $P_{ee}$  is assumed as a flat value for neutrino energies larger than 2 MeV. An example spectrum

generated with  $P_{ee} = 0.32$  is drawn as the blue line in Fig. 12. Comparing to the no-oscillation prediction, upturn of the blue line comes from the appearance of  $\nu_{\mu,\tau}$ 's, which have a different energy dependence in the  $\nu - e$  ES cross section, as shown in Fig. 4. To quantify the sensitivity of rejecting this hypothesis, a  $\chi^2$  statistic is constructed as:

$$\chi^2 = 2 \times \sum_{i=1}^{140} (N_{pre}^i - N_{obs}^i + N_{obs}^i \times \log \frac{N_{obs}^i}{N_{pre}^i}) + (\frac{\varepsilon_d}{\sigma_d})^2 + (\frac{\varepsilon_f}{\sigma_f})^2 + (\frac{\varepsilon_s}{\sigma_s})^2 + (\frac{\varepsilon_e}{\sigma_e})^2 + \sum_{j=1}^{10} (\frac{\varepsilon_b^j}{\sigma_b^j})^2, \quad (2)$$

$$N_{pre}^i = (1 + \varepsilon_d + \varepsilon_f + \alpha^i \times \varepsilon_s + \beta^i \times \frac{\varepsilon_e}{0.3\%}) \times T_i + \sum_{j=1}^{10} (1 + \varepsilon_b^j) \times B_{ij},$$

where  $N_{obs}^i$  is the observed number of events in the  $i^{th}$  energy bin in the LMA-MSW framework,  $N_{pre}^i$  is the predicted one in this energy bin, by adding the signal  $T_i$  generated under the flat  $P_{ee}$  hypothesis with the backgrounds  $B_{ij}$ , which is summing over  $j$ . Systematic uncertainties are summarized in Table 5. The detection efficiency uncertainty is  $\sigma_d$  (1%), the neutrino flux uncertainty is  $\sigma_f$  (3.8%), and  $\sigma_b^j$  is the uncertainty of the  $j^{th}$  background summarized in Table 4. The corresponding nuisance parameters are  $\varepsilon_d$ ,  $\varepsilon_f$ , and  $\varepsilon_b^j$ , respectively.

	Notation	Value	Reference
Detection efficiency	$\sigma_d$	1%	Borexino [20]
Detector energy scale	$\sigma_e$	0.3%	Daya Bay [31], Double Chooz [61]
The $^8\text{B}$ $\nu$ flux	$\sigma_f$	3.8%	SNO [16]
The $^8\text{B}$ $\nu$ spectrum shape	$\sigma_s$	1	Ref. [22]
The $j^{th}$ background	$\sigma_b^j$	Table 4	This study

Table 5: Summary of the systematic uncertainties. Since the uncertainty of  $^8\text{B}$   $\nu$  spectrum shape is absorbed in the coefficients  $\alpha^i$ ,  $\sigma_s$  equals to 1. See text for details.

The two uncertainties relating to the spectrum shape, the  $^8\text{B}$   $\nu$  spectrum shape uncertainty  $\sigma_s$  and the detector energy scale uncertainty  $\sigma_e$ , are implemented in the statistic using coefficients  $\alpha^i$  and  $\beta^i$ , respectively. The neutrino energy spectrum with  $1\sigma$  deviation is converted to the visible spectrum of the recoil electron. Its ratio to the visible spectrum converted from the nominal neutrino spectrum is denoted as  $\alpha^i$ . In this way, the corresponding nuisance parameter,  $\varepsilon_s$ , follows the standard Gaussian distribution. For the 0.3% energy scale uncertainty,  $\beta^i$  is derived from the ratio of the electron visible spectrum shifted by 0.3% to the visible spectrum without shifting.

$\Delta\chi^2$	$4.8 \times 10^{-5} \text{ eV}^2$	$7.5 \times 10^{-5} \text{ eV}^2$
Stat. only	7.1	24.9
Stat. + $^8\text{B}$ flux error	6.8	24.2
Stat. + $^8\text{B}$ shape error	3.6	11.8
Stat. + energy scale error	4.7	15.5
Stat. + background error	3.6	14.0
Final	2.0	7.3

Table 6: Rejection sensitivity for the flat  $P_{ee}(E_\nu > 2 \text{ MeV})$  hypothesis with 10 years data taking for the two  $\Delta m_{21}^2$  values. The impact of each systematic uncertainty is also listed separately.

By minimizing the  $\chi^2$ , the abilities of excluding the flat  $P_{ee}(E_\nu > 2 \text{ MeV})$  hypothesis, in terms of  $\Delta\chi^2$  values, are listed in Table 6. The total neutrino flux is constrained with a 3.8% uncertainty ( $\sigma_f$ ) from the SNO NC measurement, while the  $P_{ee}$  value is free in the minimization. The sensitivity is better at larger  $\Delta m_{21}^2$  values due to the larger upturn in the visible energy spectrum. If the true  $\Delta m_{21}^2$  value is  $7.5 \times 10^{-5} \text{ eV}^2$ , the hypothesis could be rejected at  $2.7\sigma$  level. The statistics-only sensitivity of rejecting the flat  $P_{ee}$  hypothesis is  $\Delta\chi^2 = 4.9$  (18.9) for  $\Delta m_{21}^2 = 4.8 \times 10^{-5} \text{ eV}^2$  ( $7.5 \times 10^{-5} \text{ eV}^2$ ) for 3 MeV threshold, comparing to  $\Delta\chi^2 = 7.1$  (24.9) for 2 MeV threshold.

To understand the effect of systematics, the impact of each systematic uncertainty is also provided in Table 6. The sensitivity is significantly reduced after introducing the systematics. For instance, with  $\Delta m_{21}^2 = 7.5 \times 10^{-5} \text{ eV}^2$ , including the neutrino spectrum shape uncertainty ( $\sigma_s$ ) almost halved the sensitivity, because the shape uncertainty could affect the ratio of events in the high and low visible energy ranges. If the detector energy scale uncertainty ( $\sigma_e$ ) is included, the sensitivity is also significantly reduced due to the same reason above.

## 4.2 Day-Night asymmetry

Solar neutrino propagation through the Earth is expected, via the MSW effect, to cause signal rate variation versus the solar zenith angle. This rate variation observable also provides additional sensitivity to the  $\Delta m_{21}^2$  value, as shown in Fig. 13. The blue and red dashed lines represent the average ratio of the measured signal to the no-oscillation prediction, and they are calculated with  $\Delta m_{21}^2 = 4.8 \times 10^{-5} \text{ eV}^2$  and  $7.5 \times 10^{-5} \text{ eV}^2$ , respectively. The solid lines show the signal rate variations versus solar zenith angle. Smaller  $\Delta m_{21}^2$  values result in a larger MSW effect in the Earth and increased Day-Night asymmetry. The error bars are the expected uncertainties.

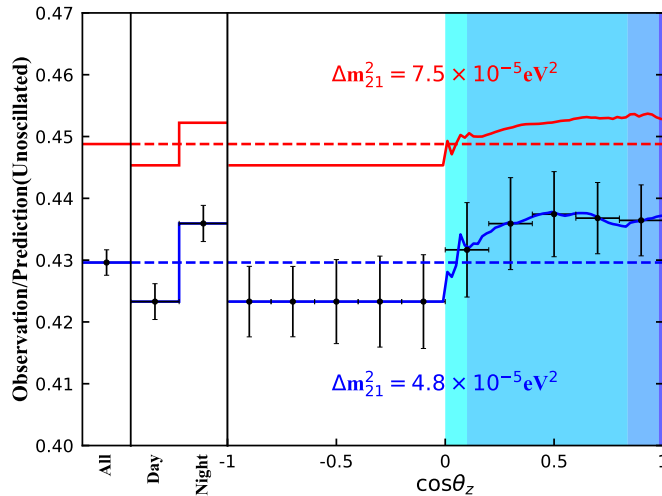


Figure 13: Ratio of  $^8\text{B}$  neutrino signals produced in the standard LMA-MSW framework to the no-oscillation prediction at different solar zenith angles. The uncertainties are propagated with a toy Monte Carlo simulation, and most of the systematic uncertainties are cancelled.

The variation is quantified by defining the Day-Night asymmetry as:

$$A_{DN} = \frac{R_D - R_N}{(R_D + R_N)/2}, \quad (3)$$

where  $R_D$  and  $R_N$  are the background-subtracted signal rates during the Day ( $\cos \theta_z < 0$ ) and Night ( $\cos \theta_z > 0$ ), respectively. They are obtained by dividing the signal numbers listed in Table 7 by the effective exposure in Fig. 2. The uncertainties are propagated with a toy Monte Carlo program to correctly include the correlation among systematics. With ten years data taking, JUNO has the potential to observe the Day-Night asymmetry at a significance of  $3\sigma$  if  $\Delta m_{21}^2 = 4.8 \times 10^{-5} \text{ eV}^2$ . Even when restricting to an energy range from 5 to 16 MeV, within which neither natural radioactivity nor  $^{10}\text{C}$  are significant, a  $2.8\sigma$  significance can still be achieved. If  $\Delta m_{21}^2 = 7.5 \times 10^{-5} \text{ eV}^2$ , the expected  $A_{DN}$  is  $(-1.6 \pm 0.9)\%$  for the 2 to 16 MeV energy range. The different  $A_{DN}$  values also contribute to the  $\Delta m_{21}^2$  determination.

The  $A_{DN}$  measurement uncertainty is dominated by statistics since most of the systematic uncertainties are cancelled in the numerator and denominator. Potential systematics could arise from different detector performance during Day and Night, however this is expected to be negligible for the LS detector. Compared with Super-K's results from Ref. [17], JUNO could reach the same precision of  $A_{DN}$  in less than 10 years. The primary improvement is a better signal over background ratio, because JUNO can reject  $^{208}\text{Tl}$  via the  $\alpha$ - $\beta$  cascade decay, and suppress cosmogenic isotopes via the TFC technique.

Energy	Exposure	Day	Night	$A_{DN}$
2~3 MeV	41 kt·y	4334	4428	$(-2.1 \pm 3.2)\%$
3~5 MeV	51 kt·y	8686	8906	$(-2.5 \pm 1.7)\%$
5~16 MeV	84 kt·y	17058	17644	$(-3.4 \pm 1.2)\%$
2~16 MeV	N/A	30078	30977	$(-2.9 \pm 0.9)\%$

Table 7: Number of the background-subtracted signals during Day and Night in ten years of data taking for  $\Delta m_{21}^2 = 4.8 \times 10^{-5} \text{ eV}^2$ . A set of energy-dependent FV cuts are used and the values of the three energy ranges are provided. The uncertainties are dominated by signal and background statistics.

### 4.3 Measurement of oscillation parameters

As mentioned above, in the standard neutrino oscillation framework,  $\Delta m_{21}^2$  can be measured using the information in the spectra distortion and the signal rate variation versus solar zenith angle. The signal rate versus visible energy and zenith angle ( $\cos \theta_z$ ) is illustrated in Fig. 5. To fit the distribution, a  $\chi^2$  statistic is defined as:

$$\chi^2 = 2 \times \sum_{i=1}^{140} \sum_{j=1}^{100} \{ N_{i,j}^{pre} - N_{i,j}^{obs} + N_{i,j}^{obs} \log \frac{N_{i,j}^{obs}}{N_{i,j}^{pre}} \} + \left( \frac{\varepsilon_d}{\sigma_d} \right)^2 + \left( \frac{\varepsilon_f}{\sigma_f} \right)^2 + \left( \frac{\varepsilon_s}{\sigma_s} \right)^2 + \left( \frac{\varepsilon_e}{\sigma_e} \right)^2 + \sum_{k=1}^{10} \left( \frac{\varepsilon_b^k}{\sigma_b^k} \right)^2, \quad (4)$$

where  $N_{i,j}^{pre}$  and  $N_{i,j}^{obs}$  are the predicted and observed number of events in the  $i^{th}$  energy bin and  $j^{th}$   $\cos \theta_z$  bin, respectively. The nuisance parameters have the same definitions as those in Eq. 2. The oscillation parameters  $\sin^2 \theta_{12}$  and  $\Delta m_{21}^2$  are obtained by minimizing the  $\chi^2$ . The values of other oscillation parameters are from PDG 2018 [29], and their uncertainties are negligible in this study.

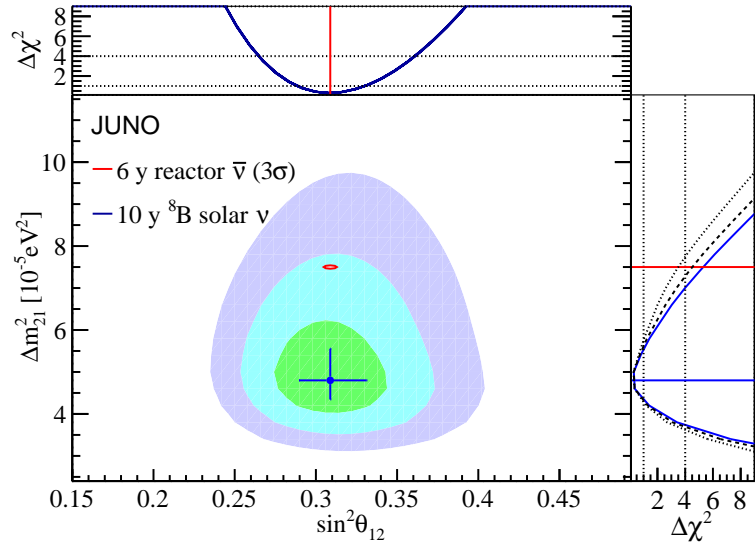


Figure 14: 68.3%, 95.5%, and 99.7% C.L. allowed regions in the  $\sin^2 \theta_{12}$  and  $\Delta m_{21}^2$  plane using the  ${}^8\text{B}$  solar neutrino in ten years data taking. The 99.7% C.L. region using six years reactor  $\bar{\nu}_e$  is drawn in red for comparison, in which the  $\Delta m_{21}^2$  central value is set to the KamLAND’s result [18], and uncertainties are taken from JUNO Yellow Book [19]. The one-dimensional  $\Delta\chi^2$  for  $\sin^2 \theta_{12}$  and  $\Delta m_{21}^2$  are shown in the top and right panels, respectively. The dashed line in the right panel represents the  $\Delta m_{21}^2$  precision without  ${}^{208}\text{Tl}$  reduction, while the dotted line shows the results with an analysis threshold limited to 5 MeV due to intrinsic  ${}^{238}\text{U}$  and  ${}^{232}\text{Th}$  contaminations at  $10^{-15}$  g/g level.

With ten years of data taking the expected sensitivity of  $\sin^2 \theta_{12}$  and  $\Delta m_{21}^2$  is shown in Fig. 14. For  $\sin^2 \theta_{12}$ , if the true value is 0.307, the  $1\sigma$  uncertainty is 0.023. Since the sensitivity of  $\sin^2 \theta_{12}$  mainly comes from the comparison of the measured number of signals to the predicted one, about 60% of its uncertainty is attributed to the  ${}^8\text{B}$   $\nu$  flux uncertainty  $\sigma_f$ . For  $\Delta m_{21}^2$ , assuming a true value of  $4.8 \times 10^{-5}$  eV<sup>2</sup> corresponds to a 68% C.L. region of  $(4.3, 5.6) \times 10^{-5}$  eV<sup>2</sup>. Assuming a true  $\Delta m_{21}^2$  value of  $7.5 \times 10^{-5}$  eV<sup>2</sup> corresponds to a 68% C.L. region of  $(6.3, 9.1) \times 10^{-5}$  eV<sup>2</sup>. The asymmetric uncertainty arises because the Day-Night asymmetry measurement plays a more important role with a smaller  $\Delta m_{21}^2$ . The  $\Delta m_{21}^2$  precision is mainly limited by the statistical uncertainty on the Day-Night asymmetry measurement, with the signal statistics responsible for about 50% of the uncertainty. The subdominant uncertainty of 25% arises from the  ${}^8\text{B}$   $\nu$  flux uncertainty, with about a 10% contribution from the  ${}^8\text{B}$   $\nu$  spectrum shape uncertainty. In conclusion, the discrimination sensitivity between the above two  $\Delta m_{21}^2$  values reaches more than  $2\sigma$  ( $\Delta\chi^2 \sim 5.3$ ), similar to the current solar global fitting results [21].

A crucial input to this study is the LS intrinsic radioactivity level. The current result is based on the assumption of achieving  $10^{-17}$  g/g  ${}^{238}\text{U}$  and  ${}^{232}\text{Th}$ , and a 2,600 cpd/kt  ${}^{210}\text{Po}$  decay rate. If the  ${}^{210}\text{Po}$  decay rate reaches to more than 10,000 cpd/kt like the Phase I of Borexino,  ${}^{208}\text{Tl}$  could not be reduced by the  ${}^{212}\text{Bi}$ – ${}^{208}\text{Tl}$  cascade decay, and the S/B ratio decreases from 35 to 0.6 in the 3 to 5 MeV energy range. The effect on the  $\Delta m_{21}^2$  precision is shown as the dashed line in the



right panel of Fig. 14. If the  $^{238}\text{U}$  and  $^{232}\text{Th}$  contaminations are at  $10^{-15}$  g/g level, the analysis threshold would be limited to 5 MeV. The  $\Delta m_{21}^2$  measurement would mainly rely on the Day-Night asymmetry, and the projected sensitivity is shown as the dotted line in the right panel of Fig. 14. In this case the sensitivity of distinguishing the two  $\Delta m_{21}^2$  values is slightly worse than  $2\sigma$  ( $\Delta\chi^2 \sim 3.5$ ). However, if  $^{238}\text{U}$  and  $^{232}\text{Th}$  contaminations are smaller than  $10^{-17}$  g/g, the sensitivities do not have significantly improvements. Because the background in the 2 to 5 MeV energy range is dominated by cosmogenic  $^{10}\text{C}$  and  $^6\text{He}$  in this case.

## 5 Summary and prospects

More than fifty years after the discovery of solar neutrinos, they continue to provide the potential for major contributions to neutrino physics. The JUNO experiment, with a 20 kt LS detector, can shed light on the current tension between  $\Delta m_{21}^2$  values measured using solar neutrinos and reactor antineutrinos. Compared to the discussion in JUNO Yellow Book [19], a set of energy-dependent FV cuts is newly designed based on comprehensive background studies, leading to the maximized target mass with negligible external background. The veto strategies for cosmogenic isotopes are also improved compared to those in Refs. [19, 59]. A set of distance-dependent veto time cuts are developed for the cylindrical veto along the muon track, resulting in a significantly improved signal to background ratio. With  $10^{-17}$  g/g intrinsic  $^{238}\text{U}$  and  $^{232}\text{Th}$ , the analysis threshold of recoil electrons from the ES channel can be lowered from the current 3 MeV in Borexino [20] to 2 MeV. In the standard three-flavor neutrino oscillation framework, the spectrum distortion and the Day-Night asymmetry lead to a  $\Delta m_{21}^2$  measurement of  $4.8_{-0.5}^{+0.8}$  ( $7.5_{-1.2}^{+1.6}$ )  $\times 10^{-5}$  eV<sup>2</sup>, with a similar precision to the current solar global fitting result.

The interactions between neutrinos and carbon, such as  $\nu_x$ - $^{12}\text{C}$  NC and  $\nu_e$ - $^{13}\text{C}$  CC channels, are under investigation. Most of the neutrino energy is carried by electrons in the CC reactions, and can also be used for the spectrum distortion examination. Furthermore, both channels could be utilized in the search for *hep* solar neutrinos, which has a predicted arrival flux of  $8.25 \times 10^3$  /cm<sup>2</sup>/s but has not been detected yet.

## Acknowledgement

We are grateful for the ongoing cooperation from the China General Nuclear Power Group. This work was supported by the Chinese Academy of Sciences, the National Key R&D Program of China, the CAS Center for Excellence in Particle Physics, the Joint Large-Scale Scientific Facility Funds of the NSFC and CAS, Wuyi University, and the Tsung-Dao Lee Institute of Shanghai Jiao Tong University in China, the Institut National de Physique Nucléaire et de Physique de Particules (IN2P3) in France, the Istituto Nazionale di Fisica Nucleare (INFN) in Italy, the Fond de la Recherche Scientifique (F.R.S-FNRS) and FWO under the ‘‘Excellence of Science C EOS in Belgium, the Conselho Nacional de Desenvolvimento Científico e Tecnológico in Brazil, the Agencia Nacional de Investigación y Desarrollo in Chile, the Charles University Research Centre and the Ministry of Education, Youth, and Sports in Czech Republic, the Deutsche Forschungsgemeinschaft (DFG), the Helmholtz Association, and the Cluster of Excellence PRISMA+ in Germany, the Joint Institute of Nuclear Research (JINR), Lomonosov Moscow State University, and Russian Foundation for Basic Research (RFBR) in Russia, the MOST and MOE in Taiwan, the Chulalongkorn University and Suranaree University of Technology in Thailand, and the University of California at Irvine in USA.

## References

- [1] Raymond Davis, Don S. Harmer, and Kenneth C. Hoffman. Search for neutrinos from the sun. *Phys. Rev. Lett.*, 20:1205–1209, May 1968.
- [2] K. S. Hirata et al. Observation of B-8 Solar Neutrinos in the Kamiokande-II Detector. *Phys. Rev. Lett.*, 63:16, 1989.
- [3] P. Anselmann et al. Solar neutrinos observed by GALLEX at Gran Sasso. *Phys. Lett. B*, 285:376–389, 1992.
- [4] M. Altmann et al. GNO solar neutrino observations: Results for GNO I. *Phys. Lett. B*, 490:16–26, 2000.
- [5] A. I. Abazov et al. Search for neutrinos from sun using the reaction Ga-71 (electron-neutrino  $e^-$ ) Ge-71. *Phys. Rev. Lett.*, 67:3332–3335, 1991.
- [6] Y. Fukuda et al. Measurements of the solar neutrino flux from Super-Kamiokande’s first 300 days. *Phys. Rev. Lett.*, 81:1158–1162, 1998.
- [7] Q. R. Ahmad et al. Measurement of the rate of  $\nu_e + d \rightarrow p + p + e^-$  interactions produced by  $^8\text{B}$  solar neutrinos at the Sudbury Neutrino Observatory. *Phys. Rev. Lett.*, 87:071301, 2001.
- [8] Q. R. Ahmad et al. Direct evidence for neutrino flavor transformation from neutral current interactions in the Sudbury Neutrino Observatory. *Phys. Rev. Lett.*, 89:011301, 2002.
- [9] C. Arpesella et al. First real time detection of Be-7 solar neutrinos by Borexino. *Phys. Lett. B*, 658:101–108, 2008.
- [10] H. H. Chen. Direct Approach to Resolve the Solar Neutrino Problem. *Phys. Rev. Lett.*, 55:1534–1536, 1985.
- [11] Francesco L. Villante, Aldo M. Serenelli, Franck Delahaye, and Marc H. Pinsonneault. The chemical composition of the Sun from helioseismic and solar neutrino data. *Astrophys. J.*, 787:13, 2014.
- [12] Maria Bergemann and Aldo Serenelli. *Solar Abundance Problem*, pages 245–258. Springer International Publishing, Cham, 2014.
- [13] L. Wolfenstein. Neutrino oscillations in matter. *Phys. Rev. D*, 17:2369–2374, May 1978.
- [14] S. P. Mikheyev and A. Yu. Smirnov. Resonance Amplification of Oscillations in Matter and Spectroscopy of Solar Neutrinos. *Sov. J. Nucl. Phys.*, 42:913–917, 1985.
- [15] Michele Maltoni and Alexei Yu. Smirnov. Solar neutrinos and neutrino physics. *Eur. Phys. J. A*, 52(4):87, 2016.
- [16] B. Aharmim et al. Combined Analysis of all Three Phases of Solar Neutrino Data from the Sudbury Neutrino Observatory. *Phys. Rev. C*, 88:025501, 2013.
- [17] K. Abe et al. Solar Neutrino Measurements in Super-Kamiokande-IV. *Phys. Rev. D*, 94(5):052010, 2016.

- [18] A. Gando et al. Reactor On-Off Antineutrino Measurement with KamLAND. *Phys. Rev. D*, 88(3):033001, 2013.
- [19] Fengpeng An et al. Neutrino Physics with JUNO. *J. Phys. G*, 43(3):030401, 2016.
- [20] M. Agostini et al. Improved measurement of  $^8\text{B}$  solar neutrinos with 1.5kt.y of Borexino exposure. *Phys. Rev. D*, 101(6):062001, 2020.
- [21] Ivan Esteban, M. C. Gonzalez-Garcia, Alvaro Hernandez-Cabezudo, Michele Maltoni, and Thomas Schwetz. Global analysis of three-flavour neutrino oscillations: synergies and tensions in the determination of  $\theta_{23}$ ,  $\delta_{CP}$ , and the mass ordering. *JHEP*, 01:106, 2019.
- [22] John N. Bahcall, E. Lisi, D. E. Alburger, L. De Braeckeleer, S. J. Freedman, and J. Napolitano. Standard neutrino spectrum from B-8 decay. *Phys. Rev. C*, 54:411–422, 1996.
- [23] John N. Bahcall. Gallium solar neutrino experiments: Absorption cross-sections, neutrino spectra, and predicted event rates. *Phys. Rev. C*, 56:3391–3409, 1997.
- [24] John N. Bahcall, Aldo M. Serenelli, and Sarbani Basu. New solar opacities, abundances, helioseismology, and neutrino fluxes. *Astrophys. J.*, 621:L85–L88, 2005.
- [25] Brandon R. Pyephem astronomy library.
- [26] S. G. Shepherd. Altitude-adjusted corrected geomagnetic coordinates: Definition and functional approximations. *Journal of Geophysical Research: Space Physics*, 119(9):7501–7521, 2014.
- [27] A.N. Ioannisian, A. Yu. Smirnov, and D. Wyler. Oscillations of the  $^7\text{Be}$  solar neutrinos inside the Earth. *Phys. Rev. D*, 92(1):013014, 2015.
- [28] A. M. Dziewonski and D. L. Anderson. Preliminary reference earth model. *Phys. Earth Planet. Interiors*, 25:297–356, 1981.
- [29] M. Tanabashi et al. Review of Particle Physics. *Phys. Rev. D*, 98(3):030001, 2018.
- [30] Carlo Giunti and Chung W. Kim. *Fundamentals of Neutrino Physics and Astrophysics*. 4 2007.
- [31] D. Adey et al. A high precision calibration of the nonlinear energy response at Daya Bay. *Nucl. Instrum. Meth. A*, 940:230–242, 2019.
- [32] Monica Sisti. Radioactive background control for the JUNO experimental setup, June 2018.
- [33] S. Agostinelli et al. GEANT4: A Simulation toolkit. *Nucl. Instrum. Meth.*, A506:250–303, 2003.
- [34] Xin-Ying Li, Zi-Yan Deng, Liang-Jian Wen, Wei-Dong Li, Zheng-Yun You, Chun-Xu Yu, Yu-Mei Zhang, and Tao Lin. Simulation of natural radioactivity backgrounds in the JUNO central detector. *Chinese Physics C*, 40(2):026001, February 2016.
- [35] Xuandong Zhang, Jie Zhao, Shulin Liu, Shunli Niu, Xiaoming Han, Liangjian Wen, Jincheng He, and Tao Hu. Study on the large area MCP-PMT glass radioactivity reduction. *Nucl. Instrum. Meth. A*, 898:67–71, 2018.

- [36] S. Abe et al. Measurement of the  $^8\text{B}$  Solar Neutrino Flux with the KamLAND Liquid Scintillator Detector. *Phys. Rev. C*, 84:035804, 2011.
- [37] Jie Zhao, Ze-Yuan Yu, Jiang-Lai Liu, Xiao-Bo Li, Fei-Hong Zhang, and Dong-Mei Xia.  $^{13}\text{C}(\alpha,n)^{16}\text{O}$  background in a liquid scintillator based neutrino experiment. *Chin. Phys. C*, 38(11):116201, 2014.
- [38] P. Lombardi et al. Distillation and stripping pilot plants for the JUNO neutrino detector: Design, operations and reliability. *Nucl. Instrum. Meth.*, A925:6–17, 2019.
- [39] Alex Göttel et al. A 20 ton liquid scintillator detector as a radioactivity monitor for jun0.
- [40] C. Arpesella et al. Direct Measurement of the Be-7 Solar Neutrino Flux with 192 Days of Borexino Data. *Phys. Rev. Lett.*, 101:091302, 2008.
- [41] M. Agostini et al. First Simultaneous Precision Spectroscopy of  $pp$ ,  $^7\text{Be}$ , and  $pep$  Solar Neutrinos with Borexino Phase-II. *Phys. Rev. D*, 100(8):082004, 2019.
- [42] M. Bellato et al. Embedded Readout Electronics R&D for the Large PMTs in the JUNO Experiment. March 2020.
- [43] Table of nuclides.
- [44] H. Back et al. CNO and pep neutrino spectroscopy in Borexino: Measurement of the deep underground production of cosmogenic  $^{11}\text{C}$  in organic liquid scintillator. *Phys. Rev. C*, 74:045805, 2006.
- [45] M. Agostini et al. Comprehensive measurement of  $pp$ -chain solar neutrinos. *Nature*, 562(7728):505–510, 2018.
- [46] S. Abe et al. Production of Radioactive Isotopes through Cosmic Muon Spallation in KamLAND. *Phys. Rev. C*, 81:025807, 2010.
- [47] G. Bellini et al. Measurement of the solar  $^8\text{B}$  neutrino rate with a liquid scintillator target and 3 MeV energy threshold in the Borexino detector. *Phys. Rev. D*, 82:033006, 2010.
- [48] Shirley Weishi Li and John F. Beacom. Spallation Backgrounds in Super-Kamiokande Are Made in Muon-Induced Showers. *Phys. Rev. D*, 91(10):105005, 2015.
- [49] Shirley Weishi Li and John F. Beacom. Tagging Spallation Backgrounds with Showers in Water-Cherenkov Detectors. *Phys. Rev. D*, 92(10):105033, 2015.
- [50] D. Heck, J. Knapp, J. N. Capdevielle, G. Schatz, and T. Thouw. *CORSIKA: a Monte Carlo code to simulate extensive air showers*. 1998.
- [51] V.A. Kudryavtsev. Muon simulation codes music and musun for underground physics. *Computer Physics Communications*, 180(3):339 – 346, 2009.
- [52] Björn Wonsak. 3D Topological Reconstruction for the JUNO Detector, June 2018.
- [53] Christoph Genster, Michaela Schever, Livia Ludhova, Michael Soiron, Achim Stahl, and Christopher Wiebusch. Muon reconstruction with a geometrical model in JUNO. *JINST*, 13(03):T03003, 2018.

- [54] Kun Zhang, Miao He, Weidong Li, and Jilei Xu. Muon Tracking with the fastest light in the JUNO Central Detector. *Radiation Detection Technology and Methods*, 2(13), March 2018.
- [55] Björn S. Wonsak, Caren I. Hagner, Dominikus A. Hellgartner, Kai Loo, Sebastian Lorenz, David J. Meyhöfer, Lothar Oberauer, Henning Rebber, Wladyslaw H. Trzaska, and Michael Wurm. Topological track reconstruction in unsegmented, large-volume liquid scintillator detectors. *JINST*, 13(07):P07005, 2018.
- [56] Y. Abe et al. Precision Muon Reconstruction in Double Chooz. *Nucl. Instrum. Meth. A*, 764:330–339, 2014.
- [57] Fengpeng An et al. Cosmogenic neutron production at Daya Bay. *Phys. Rev. D*, 97(5):052009, 2018.
- [58] G. Bellini et al. Cosmogenic Backgrounds in Borexino at 3800 m water-equivalent depth. *JCAP*, 1308:049, 2013.
- [59] Jie Zhao, Liang-Jian Wen, Yi-Fang Wang, and Jun Cao. Physics potential of searching for  $0\nu\beta\beta$  decays in JUNO. *Chin. Phys. C*, 41(5):053001, 2017.
- [60] P. Vogel and John F. Beacom. Angular distribution of neutron inverse beta decay, anti-neutrino(e) + p  $\rightarrow$  e<sup>+</sup> + n. *Phys. Rev. D*, 60:053003, 1999.
- [61] H. de Kerret et al. First Double Chooz  $\theta_{13}$  Measurement via Total Neutron Capture Detection. *Nature Phys.*, 16(5):558–564, 2020.