

PFP Data Structures

Christina Boucher

University of Florida, USA

Ondřej Cvacho

Czech Technical University, Czech Republic

Travis Gagie

Dalhousie University, Canada

Jan Holub

Czech Technical University, Czech Republic

Giovanni Manzini

University of Eastern Piedmont, Italy

Gonzalo Navarro

University of Chile

Massimiliano Rossi

University of Florida, USA

Abstract

Prefix-free parsing (PFP) was introduced by Boucher et al. (2019) as a preprocessing step to ease the computation of Burrows-Wheeler Transforms (BWTs) of genomic databases. Given a string S , it produces a dictionary D and a parse P of overlapping phrases such that $\text{BWT}(S)$ can be computed from D and P in time and workspace bounded in terms of their combined size $|\text{PFP}(S)|$. In practice D and P are significantly smaller than S and computing $\text{BWT}(S)$ from them is more efficient than computing it from S directly, at least when S consists of genomes from individuals of the same species. In this paper, we consider $\text{PFP}(S)$ as a *data structure* and show how it can be augmented to support the following queries quickly, still in $O(|\text{PFP}(S)|)$ space: longest common extension (LCE), suffix array (SA), longest common prefix (LCP) and BWT. Lastly, we provide experimental evidence that the PFP data structure can be efficiently constructed for very large repetitive datasets: it takes one hour and 54 GB peak memory for 1000 variants of human chromosome 19, initially occupying roughly 56 GB.

2012 ACM Subject Classification Information systems → Data structures

Keywords and phrases Compact data structures, compressed indexes, Burrows-Wheeler Transform, genomic databases, prefix-free parsing, longest common extension, suffix array, longest common prefix, maximal exact matches

Digital Object Identifier 10.4230/LIPIcs.CVIT.2016.23

Acknowledgements The authors thank Manuel Cáceres for helping with the code of the block-tree compressed suffix tree.

1 Introduction

There have been dozens of algorithms proposed for building suffix arrays (SAs), Burrows-Wheeler Transforms (BWTs), longest common prefix (LCP) arrays, FM-indexes and similar data structures, but not many of them are well-suited to dealing with genomic databases. A thousand human genomes, for example, occupy a few gigabytes when compressed properly but a few terabytes uncompressed, so construction algorithms that cannot be parallelized or that use many random accesses to the raw data do not run well on commodity computers. A hundred thousand human genomes take hundreds of terabytes uncompressed, so then



© Christina Boucher, Ondřej Cvacho, Travis Gagie, Jan Holub, Giovanni Manzini, Gonzalo Navarro and Massimiliano Rossi;

licensed under Creative Commons License CC-BY

42nd Conference on Very Important Topics (CVIT 2016).

Editors: John Q. Open and Joan R. Access; Article No. 23; pp. 23:1–23:14

Leibniz International Proceedings in Informatics



Schloss Dagstuhl – Leibniz-Zentrum für Informatik, Dagstuhl Publishing, Germany

such algorithms can run on only handful of computers in the world, if at all. Construction has been an important issue in indexing for nearly fifty years at least, since Weiner’s [24] breakthrough showing that suffix trees can be built in linear time and space. As Ferragina et al. [5] pointed out, “to use [an index] one must first *build* it!” Computer memories are getting larger every day, of course, but not as quickly as genomic databases: the 1000 Genomes Project Consortium announced the sequencing of 1092 human genomes in 2012 and Genomics England announced the sequencing of 100K human genomes in 2018, significantly outpacing Moore’s Law.

Suppose we want to index a thousand human genomes in such a way that we can support standard bioinformatics tasks such as DNA sequence read alignment (see [22] for more discussion). For example, given a sequence read, we might want to determine whether and where it occurs in the database and, if it does not occur, then which of its substrings occur and where. Determining whether and where the sequence read occurs is a question of exact pattern matching and there has already been significant progress towards solving that problem, both in theory [8] and in practice [3, 12, 15]. Determining which of the read’s substrings occur and where is apparently more difficult but potentially more interesting, because it is an important step in the seed-and-extend approach to sequence read alignment.

In order to address these issues of constructing an index that scales to thousands of genomes, Gagie et al. [8] designed a run-length compressed FM-index, called the r -index, that takes space proportional to the number r of runs in the BWT and still supports fast locating queries. In a series of papers, including Boucher et al. [3] and Kuhnle et al. [12], it was then revealed how to build instances of the r -index for non-trivial genomic databases. To do this, the authors introduced a preprocessing step called *prefix-free parsing* (PFP), that roughly compresses the data in such a way that we can compute the BWT and SA sample directly from the compressed representation. Although this work is one step towards read alignment, it does not solve the problem entirely since Gagie et al.’s index supports only exact pattern matching and thus cannot easily be used for read alignment.

Bannai et al. [1] began addressing this conceptual gap by describing an efficient and relatively simple data structure which, when combined with fast random access to a genomic database, allows us compute the matching statistics of a sequence read with respect to the database. However, building Bannai et al.’s structure requires computing some new information: for each consecutive pair of runs of the same character in the BWT of the database, we need to find a minimum in the longest common prefix (LCP) interval between them. Under normal circumstances that would not be a problem, but our options are more limited when dealing with genomic databases. As mentioned above, we should avoid algorithms that cannot be parallelized or that use many random accesses to the raw data. Furthermore, some constructions use several auxiliary data structures that each take space only slightly sublinear in the size of the database, and their combined space can overflow the internal memory.

Thus, although Bannai et al.’s new structure uses space bounded in terms only of the number r of runs in the BWT of the database – with no slightly sublinear dependence on the database’s raw size – it is still unknown how to build it efficiently in practice. Compressed suffix trees (CSTs) support queries allowing the construction of Bannai et al.’s data structure, but existing implementations, such as the CST included in the Succinct Data Structure Library (SDSL) [9] and block-tree based CST (BT-CST) [4], require too much time or memory to build when the datasets are very large.

In this paper, we take a step towards realizing the structure of Bannai et al. by showing how PFP can be viewed as a *data structure* to support the following queries quickly: longest

common extension (LCE), suffix array (SA), longest common prefix (LCP) and BWT. Although the resulting data structures are not as small as other data structures supporting the same queries, their construction time and peak memory are smaller than those of the existing data structures. This allows us to support random access SA and LCE and LCP queries for very large datasets. For example, PFP data structures can be built for 1000 distinct variants of human chromosome 19 in slightly more than 1 hour using 54 GB of internal memory, that is almost the size of the raw data. With the same amount of internal memory, the other data structures cannot be built for more than 32 distinct variants. For the sake of brevity we assume readers are familiar with SAs, BWTs, wavelet trees, FM-indexes, etc., and their use in bioinformatics; if not, we refer them to Mäkinen et al.'s and Navarro's books [14, 17].

2 PFP

To compute a PFP of $S[0..n-1]$, conceptually we choose a subset of all possible strings of some length w , with the chosen strings called *trigger strings*, and then divide S into overlapping phrases such that each starts with a trigger string (except possibly the first), ends with a trigger string (except possibly the last), and contains no other trigger string.

In practice we choose the trigger strings implicitly, by choosing a Karp-Rabin hash function and a parameter p and passing a sliding window of length w over S , putting a phrase break wherever the hash of the contents of the window is congruent to 0 modulo p (with the contents of the window there becoming the last w characters of the previous phrase and the first w character of the next one).

PFP is inspired by `rsync` [23] and `spamsun` (<https://www.samba.org/ftp/unpacked/junkcode/spamsun/README>; see also [11]), which have been in popular use for about twenty years. In some cases it works badly — e.g., if S is unary then either we split it into $n-w+1$ phrases or we do not split it at all — but we usually end up with a parse consisting of roughly n/p phrases of length roughly p .

It seems plausible that PFP can be adapted to have good worst-case bounds, possibly by combining it either with string synchronizing sets [10] or locally consistent parsing [2], but this would probably make it impractical. As it is, the parsing uses only sequential access and small workspace, so it runs well even in external memory, and it can easily be parallelized. When S consists of genomes from individuals of the same species, then the genomes are parsed roughly the same way, so the total length of the strings in the dictionary of distinct phrases can be significantly less than the total length of the genome.

In this paper we assume we have already computed for S a PFP parse P with dictionary D , using Boucher et al.'s implementation, and we now restrict ourselves to using memory proportional to their combined size $|PFP(S)|$. We say a phrase $S[i..j]$ *contains* a character $S[k]$ if $i \leq k \leq j-w$. Notice that, since consecutive phrases overlap by w characters, each character of S is contained in this sense in exactly one phrase, except the last w characters of S . To simplify the presentation, assume S is cyclic and starts with a trigger string — if need be, we can prepend one — so each character of S is contained in exactly one phrase, with no exceptions.

For example, consider the string `GATTACAT#GATACAT#GATTAGATA` containing the trigger strings `AC`, `AG` and `T#` of length $w=2$. We append $w=2$ copies of `#` and consider the string as cyclic,

$$S = \text{GATTACAT\#GATACAT\#GATTAGATA\#\#GATTACAT\#GATACAT\#GATTAGATA\#\#} \dots$$

23:4 PFP Data Structures

of length $n = 28$, and treat $\#\#$ as a trigger string as well. Therefore, the parse is

$$\begin{aligned} P &= \#\#\text{GATTAC}, \text{ACAT}\#, \text{T}\#\text{GATAC}, \text{ACAT}\#, \text{T}\#\text{GATTAG}, \text{AGATA}\#\# \\ &= D[0], D[1], D[3], D[1], D[4], D[2] \end{aligned}$$

and the dictionary is

$$D = \{\#\#\text{GATTAC}, \text{ACAT}\#, \text{AGATA}\#\#, \text{T}\#\text{GATAC}, \text{T}\#\text{GATTAG}\}.$$

Notice the phrase $D[1] = \text{ACAT}\#$ occurs twice in P .

The most important property of a prefix-free parse is, as one would expect, that it is prefix-free. In particular, no proper phrase suffix of length at least w is a prefix of any other proper phrase suffix of length at least w . To see why, consider that each proper phrase suffix (i.e., a phrase suffix that is not a complete phrase) of length at least w ends with a trigger string and contains no other complete trigger string. Therefore, if a proper phrase suffix α of length at least w is a prefix of another such phrase suffix β , then $\alpha = \beta$.

► **Lemma 1** ([3]). *The distinct proper phrase suffixes of length at least w are a prefix-free set of strings.*

A useful corollary of this is that each character $S[i]$ immediately precedes in S an occurrence of exactly one proper phrase suffix of length at least w , which is the suffix following $S[i]$ in the phrase containing it.

► **Corollary 2** ([3]). *We can partition S into subsequences such that the characters in the i th subsequence precede in S occurrences of the lexicographically i th proper phrase suffix of length at least w .*

Boucher et al. used this corollary as a starting point for building the BWT of S : for each proper phrase suffix α of length at least w that is preceded by only one distinct character c in D , they found the beginning of the interval for α in the BWT by summing up the frequencies in P of phrases ending with proper phrase suffixes of length at least w lexicographically less than α , then filled in the interval for α with as many copies of c as there are phrases in P ending with α .

To fill in the BWT intervals for a proper phrase suffix β of length at least w preceded by more than one distinct character in D , Boucher et al. used the following lemma, which is easily proven by induction. Essentially, they considered the phrases ending with β in the order they appear in the BWT of P (viewed as a sequence of lexicographically-sorted phrase identifiers), since the lemma means they are sorted by the suffixes that follow them in S .

► **Lemma 3** ([3]). *Suppose $S[i..n-1]$ and $S[j..n-1]$ are suffixes of S starting at the beginning of occurrences of trigger strings, and let P_i and P_j be the parses of those suffixes with each phrase represented by its lexicographic rank in D . Then $S[i..n-1]$ is lexicographically less than $S[j..n-1]$ if and only if P_i is lexicographically less than P_j .*

3 Components

First, we store P and D compactly but such that we can support fast random access to them. We expect the first-order empirical entropy of P to be low for the cases that interest us most — e.g., if S is a genomic database then knowing one phrase will usually let us guess the preceding phrase pretty well — and there are practical data structures that take advantage of this [6, 7].

Second, we store a cyclic bitvector $B_P[0..n-1]$ with a 1 marking the position of the first character in each trigger string in S . We can find the index of the phrase containing a character $S[i]$ with a rank query, modulo the number of phrases in P , and then find the offset of $S[i]$ in that phrase with a select query and a subtraction. Symmetrically, if we know the index of the phrase containing a character and its offset in that phrase, we can find the character's position in S . For our example $\dots##\text{GATTACAT}\#\text{GATACAT}\#\text{GATTAGATA}\#\#\dots$ we store

$$B_P = 0000100100001001000001000010.$$

Notice that, because the bitvector is cyclic and it is convenient for the bits to align with the corresponding characters, the 1 marking the first character of the trigger string at the beginning of the first phrase is the penultimate bit.

Third, we store a bitvector $B_{\text{BWT}}[0..n-1]$ that, for each distinct proper phrase suffix of length at least w , has a 1 marking the position of the first character in the BWT of S that immediately precedes in S an occurrence of that phrase suffix. Recall that, by Corollary 2, every character of S precedes an occurrence of exactly one such phrase suffix. Table 1 shows that for our example

$$B_{\text{BWT}} = 11111011011110111101110110111.$$

We do not need to build the BWT of S in order to build B_{BWT} . Instead, we append a unique terminator symbol to each phrase in D ; build the suffix array and LCP array for D with those terminators; tag each suffix with the frequency in P of the phrase containing that suffix; and then scan the arrays, ignoring the suffixes that are whole phrases or shorter than w (ignoring the terminators) and aggregating the frequencies of the suffixes that differ only by their terminators. Table 2 shows how we build B_{BWT} for our example.

Fourth, we build a table M such that $M[i]$ tells us

1. the length of the lexicographically i th proper phrase suffix α of length at least w ,
2. the lexicographic range of the reversed phrases starting with α reversed.

We compute the lengths while building B_{BWT} , and the lexicographic range by reversing the phrases and sorting them. Table 3 shows M for our example, for which the reversed phrases are $##\text{ATAGA}$, $\#\text{TACA}$, $\text{CATAG}\#\text{T}$, $\text{CATTAG}\#\#\text{T}$ and $\text{GATTAG}\#\text{T}$. The lexicographic range of **CA** in Table 3 is $[2, 3]$ since the two reversed phrases starting with **CA** are in positions 2 and 3 in this sorted list (counting from 0).

Fifth, we store a wavelet tree W over the BWT of the phrase identifiers in P , with the leaves of the wavelet tree labelled from left to right by the set of phrase identifiers in co-lexicographic order. Labelling the leaves of W this way means that leaves labelled with identifiers of phrases ending with the same suffix α , are consecutive. Figure 1 shows W for our example, as a wavelet tree and as a grid.

We can use W for 2-sided range counting queries (see [16]): given j and r , we can say how many of the first j phrases in the BWT of P have co-lexicographic rank at least r . We can implement a 3-sided range counting query with two 2-sided range counting queries, and we can implement a 3-sided range selection query using binary search with a 3-sided range counting query at each step of the search. That means that, given a co-lexicographic range and a value j , we can return the index of the j th phrase in that interval to appear in the BWT of P .

Finally, we store the permutation π that maps phrases from their positions in the BWT of P to their positions in P itself. In our example, $\pi(0) = 5$, $\pi(1) = 0$, $\pi(2) = 2$, $\pi(3) = 4$, $\pi(4) = 1$ and $\pi(5) = 3$.

$B_{\text{BWT}}[i]$	BWT[i]	$S[S_A[i]..n-1]$
1	A	#
1	T	#GATTACAT#GATTAGATA##
1	#	#GATTACAT#GATACAT#GATTAGATA##
1	T	#GATTAGATA##
1	T	A##
1	T	ACAT#GATACAT#GATTAGATA##
0	T	ACAT#GATTAGATA##
1	T	ACATA##
1	C	AT#GATACAT#GATTAGATA##
0	C	AT#GATTAGATA##
1	G	ATA##
1	G	ATACAT#GATTAGATA##
1	G	ATTACAT#GATACAT#GATTAGATA##
1	G	ATTAGATA##
1	A	CAT#GATACAT#GATTAGATA##
0	A	CAT#GATTAGATA##
1	A	GATA##
1	#	GATACAT#GATTAGATA##
1	#	GATTACAT#GATACAT#GATTAGATA##
1	#	GATTAGATA##
1	A	T#GATACAT#GATTAGATA##
0	A	T#GATTAGATA##
1	A	TA##
1	T	TACAT#GATACAT#GATTAGATA##
0	A	TACAT#GATTAGATA##
1	T	TAGATA##
1	A	TTACAT#GATACAT#GATTAGATA##
1	A	TTAGATA##

■ **Table 1** B_{BWT} for our example, with the BWT of S and the suffixes of S in lexicographic order. We have highlighted in red the unique proper phrase suffix of length at least w following each character, to clarify how B_{BWT} is defined. (We show $S[n-1] = \#$ and the empty suffix as #GATTACAT#GATACAT#GATTAGATA## and GATTACAT#GATACAT#GATTAGATA## instead, because we consider S to be cyclic and this should make clearer how the characters in the BWT are sorted.)

1	##2	1	-	ACAT#1	2	10	CAT#1	2	1	TACO	1
-	##GATTACO	1	1	AG4	1	-	G4	1	0	TAC3	1
-	#1	2	-	AGATA##2	1	1	GATA##2	1	1	TAG4	1
-	#2	1	10	AT#1	2	1	GATAC3	1	1	TTACO	1
1	#GATAC3	1	1	ATA##2	1	1	GATTACO	1	1	TTAG4	1
1	#GATTACO	1	1	ATAC3	1	1	GATTAG4	1			
1	#GATTAG4	1	1	ATTACO	1	10	T#1	2			
1	A##2	1	1	ATTAG4	1	-	T#GATAC3	1			
1	ACO	1	-	C0	1	-	T#GATTAG4	1			
0	AC3	1	-	C3	1	1	TA##2	1			

■ **Table 2** Suppose we append a unique terminator symbol to each phrase in D ; sort the phrase suffixes (**center column**); tag each suffix with the frequency in P of the phrase containing that suffix (**right column**); mark with copies of - the suffixes which are whole phrases or shorter than w (ignoring the terminators), with 1 the first copy of each suffix (ignoring terminators) and with 0s the other copies (**left column**); and then append to each 1 and 0 as many copies of 0 as the phrase frequency, minus 1 (**right column**). Then the concatenation of the 0s and 1s is B_{BWT} , which is 111111011011111101111101101111 in this example.

##	2	[0]	GA	2	[4]	#TAC	4	[1]	##AT	4	[0]
CATAG#	6	[2]	#TA	3	[1]	##ATAG	6	[0]	CAT	3	[2, 3]
CATTAG#	7	[3]	##ATA	5	[0]	CATAG	5	[2]	GAT	3	[4]
GATTAG#	7	[4]	CATA	4	[2]	CATTAG	6	[3]	CATT	4	[3]
##A	3	[0]	CATTA	5	[3]	GATTAG	6	[4]	GATT	4	[4]
CA	2	[2, 3]	GATTA	5	[4]	#T	2	[1]			

Table 3 The reversed proper phrase suffixes of length at least w (left column), their lengths (center column), and the lexicographic range of the reversed suffixes starting with those reversed proper phrase suffixes (right column).

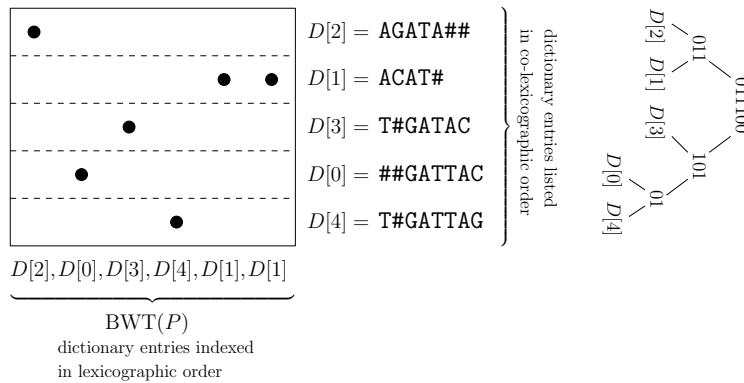


Figure 1 The wavelet tree W for our example (right) and the grid it represents (left). We have rotated W so its leaves line up with the corresponding rows of the grid.

All these structures take a total of $O(|\text{PFP}(S)|)$ space when we represent B_P and B_{BWT} with sparse bitvectors — we note that the number of 1s in B_{BWT} is bounded by the number of phrase suffixes in the dictionary — and can be built relatively easy from P and D .

4 Queries

4.1 Access queries

The simplest query we consider is random access to S . To find $S[i]$ when given i , we use B_P to find the index of the phrase containing $S[i]$ and $S[i]$'s offset in that phrase. We then use random access to P to identify that phrase, and random access to D to return the appropriate character.

4.2 LCE queries

A longest common extension (LCE) query $\text{LCE}(i, j)$ should return the length of the longest common prefix of $S[i..n - 1]$ and $S[j..n - 1]$. In our example, $\text{LCE}(3, 11) = 9$ because the longest common prefix of $\text{TACAT\#GATACAT\#GATTAGATA\#\#}$ and $\text{TACAT\#GATTAGATA\#\#}$ is TACAT\#GAT .

Given i and j , we use the bitvector B_P to find the phrases containing $S[i]$ and $S[j]$ and their offsets in those phrases. Let α and β be the suffixes of those phrases starting at $S[i]$ and $S[j]$, so $|\alpha|, |\beta| > w$. In our example, the phrases containing $S[3]$ and $S[11]$ are $S[0..5] = \text{GATTAC}$ and $S[9..13] = \text{GATAC}$.

By Lemma 1, neither α nor β is a proper prefix of the other, so there are only the following two possibilities: first, $\alpha[k] \neq \beta[k]$ for some $k < |\alpha|, |\beta|$, so $\text{LCE}(i, j)$ is the length of the longest common prefix of α and β ; second, $\alpha = \beta$, so

$$\text{LCE}(i, j) = |\alpha| + \text{LCE}(i + |\alpha|, j + |\alpha|)$$

where $S[i + |\alpha|..n - 1]$ and $S[j + |\alpha|..n - 1]$ are both suffixes of S starting immediately after trigger strings. In our example, $\alpha = \beta = \text{TAC}$, so $\text{LCE}(3, 11) = 3 + \text{LCE}(6, 14)$.

There are several ways we can find the length of the longest common prefix of phrase suffixes quickly using $O(|\text{PFP}(S)|)$ space, such as storing an inverse suffix array (ISA) of the dictionary D of distinct phrases, an LCP array for the dictionary, and a data structure supporting range-minimum queries (RMQs) over that LCP array. This takes $O(|\text{PFP}(S)|)$ space. Perhaps the most practical option, however, is to simply compare the phrase suffixes machine-word by machine-word until finding a mismatch.

To find the length of the longest common prefix of two suffixes of S starting immediately after trigger strings, we can simply store a hash table mapping the starting position of each such suffix to its lexicographic rank among such suffixes, an LCP array for those suffixes, and an RMQ data structure over that LCP array. This also takes $O(|\text{PFP}(S)|)$ space.

For our example, the hash table maps 0 to 4, 6 to 0, 9 to 3, 14 to 1, 17 to 5, and 23 to 2. The suffixes of S starting after trigger strings and the their LCP values are shown below:

```

0   AT#GATACAT#GATTAGATA##
6   AT#GATTAGATA##
2   ATA##
0   GATACAT#GATTAGATA##
3   GATTACAT#GATACAT#GATTAGATA##
5   GATTAGATA##

```

In our example query, having reduced computing $\text{LCE}(3, 11)$ to computing $\text{LCE}(6, 14)$, we map 6 to 0 and 14 to 1 and use an RMQ to find the length 6 of the longest common prefix of `AT#GATACAT#GATTAGATA##` and `AT#GATTAGATA##`.

4.3 SA queries

A suffix array (SA) query $\text{SA}[i]$ should return the starting position in S (counting from 0) of its lexicographically i th suffix or, equivalently, the number 1 greater than the position in S of $\text{BWT}[i]$. In our example, $\text{SA}[24] = 11$ because the suffix of S with lexicographic rank 24 (counting from 0) is $S[11..27] = \text{TACAT\#GATTAGATA\#\#\#}$.

Given i , we use $B_{\text{BWT}}.\text{rank}(i) - 1$ and $i - B_{\text{BWT}}.\text{select}(B_{\text{BWT}}.\text{rank}(i))$ to find the lexicographic rank (counting from 0) of the proper phrase suffix α of length at least w that starts at $\text{SA}[i]$, and the lexicographic rank j (counting from 0) of $S[\text{SA}[i]..n - 1]$ among the suffixes of S starting with α . In our example, $B_{\text{BWT}}.\text{rank}(24) - 1 = 19$ and $j = 24 - B_{\text{BWT}}.\text{select}(20) = 1$.

We check M to find the length of α and the lexicographic range of the reversed phrases starting with α reversed or, equivalently, the co-lexicographic range of the phrases ending with α . We use W to find the index k of the j th phrase in that co-lexicographic interval to appear in the BWT of P . In our example, $M[19] = (3, [2, 3])$ and so $k = 2$.

Since α has length at least w , all of its occurrences in S are phrase suffixes. By Lemma 3, the lexicographic order of the suffixes of S starting with α , is the same as the lexicographic order of the parses starting at the trigger strings that are the last w characters of each of those occurrences of α .

Since the lexicographic order of those parses is what determines the order in which the phrases ending with α appear in the BWT of P , mapping the k th phrase of the BWT of P to its position in P tells us which phrase in P contains the starting point of the lexicographically j th suffix of S starting with α . Since we know the length of α from M , we can use B_P to find $\text{SA}[i]$.

In our example, since $\pi(2) = 2$ and the first component of $M[19]$ is 3, we know $S[\text{SA}[24]]$ is the third to last character in $P[2]$. Since $w = 2$, the corresponding bit of B_P precedes the third 1 (which marks the start of the trigger string at the beginning of $P[3]$), meaning $\text{SA}[i] = 11$.

Inverse suffix array (ISA) queries can be implemented symmetrically: given a position in S , we use B_P to determine which phrase it is in and its offset in that phrase, map that phrase from P to the BWT of P , find the co-lexicographic range of phrases ending with the suffix following the character in the phrase, use W to determine the phrase's rank in that range, and use M to determine the position in the BWT of S of the preceding character in S . We will give more details in the full version of this paper.

4.4 LCP and BWT queries

The longest common prefix (LCP) array $\text{LCP}[0..n-1]$ for S is defined such that $\text{LCP}[0] = 0$ and $\text{LCP}[i] = \text{LCE}(\text{SA}[i-1], \text{SA}[i])$ for $1 \leq i < n$, so we can implement LCP queries with LCE and SA queries. In fact, since $\min_{\ell \leq i \leq r} \{\text{LCP}[i]\} = \text{LCE}(\text{SA}[\ell-1], \text{SA}[r])$, we can even implement range-minimum queries (RMQs) over the LCP array this way.

Obviously we can return $\text{BWT}[i]$ by computing $\text{SA}[i]$ and then returning $S[\text{SA}[i]-1]$, but in fact we need not apply π since, once we find the index of the phrase containing $\text{BWT}[i]$ in the BWT of P , we can extract $\text{BWT}[i]$ directly from D .

5 Experiments

We implemented the data structures and measured their performance on real-world datasets. Experiments were performed on a server with Intel(R) Xeon(R) CPU E5-2640 v4 @ 2.40GHz with 40 cores and 756 gigabytes of RAM running Ubuntu 16.04 (64bit, kernel 4.4.0). The compiler was g++ version 5.4.0 with `-O3 -DNDEBUG -funroll-loops -msse4.2` options. Runtimes were recorded with the C++11 `high_resolution_clock` facility. The source code is available online at: <https://github.com/maxrossi91/pfp-data-structures>.

Data We used real-world datasets from the Pizza&Chili repetitive corpus [19], *Salmonella* genomes taken from the GenomeTrakr project [20], and human chromosome 19 genomes from the 1000 Genomes Project [21]; see Table 4. The Pizza&Chili repetitive corpus is a collection of repetitive texts characterized by different lengths and alphabet sizes. GenomeTrakr is an international project dedicated to isolating and sequencing foodborne pathogens, including *Salmonella*. Hence, we used 6 collections of 50, 100, 500, 1000, 5000, and 10000 *Salmonella* genomes taken from GenomeTrakr. Lastly, we used 10 sets of variants of human chromosome 19 (`chr19`), containing 1, 2, 4, 8, 16, 32, 64, 128, 256, 512, and 1000 distinct variants respectively. Each collection is a superset of the previous.

Data structures We compared the PFP data structures implementation (`pfp.ds`); the compressed suffix tree implementation (`sds1.cst`) from the `sds1-lite` library [9]; and the block tree compressed suffix tree implementation (`bt.cst`) of Cáceres and Navarro [4].

Name	Description	σ	$n/10^6$	n/r	Dict. (MB)	Parse (MB)
<code>cere</code>	Baking yeast genomes	5	461.29	157.19	75.61	62.11
<code>einstein.de.txt</code>	Wikipedia articles in German	117	92.21	5216.14	0.68	16.13
<code>einstein.en.txt</code>	Wikipedia articles in English	139	465.25	8961.42	1.66	61.44
<code>Escherichia_Coli</code>	Bacteria genomes	15	112.69	32.83	42.79	17.44
<code>influenza</code>	Virus genomes	15	154.81	251.30	37.55	2.52
<code>kernel</code>	Linux Kernel sources	160	249.51	499.82	11.13	45.94
<code>para</code>	Yeast genomes	5	429.27	111.78	72.99	75.08
<code>world_leaders</code>	CIA world leaders files	89	46.91	634.90	7.03	3.50
<code>chr19.1000</code>	Human chromosome 19	5	60 110.55	1287.38	274.63	2219.08
<code>Salmonella.10000</code>	Salmonella genomes database	4	51 820.38	36.61	4483.43	2039.16

■ **Table 4** Datasets used in the experiments. We give the names and descriptions of the datasets in the first two columns. In column 3 we give the alphabet size. In columns 4 and 5 we report the length of the file and the ratio of the length to the number of runs in the BWT. Lastly, we give the size of the dictionary and the parse in columns 6 and 7, respectively.

Implementation We implemented the PFP data structures using `sdsl-lite` library [9] bitvectors and their rank and select supports. We used SACA-K [18] to sort the parse lexicographically, and gSACA-K [13] to compute the SA, LCP array and document array of the dictionary.

Using gSACA-K to sort the dictionary, we can use the same phrase terminator to concatenate each phrase. The result of gSACA-K is equivalent to the result obtained if we concatenate unique terminators in a lexicographically increase order, as required for the computation of B_{BWT} .

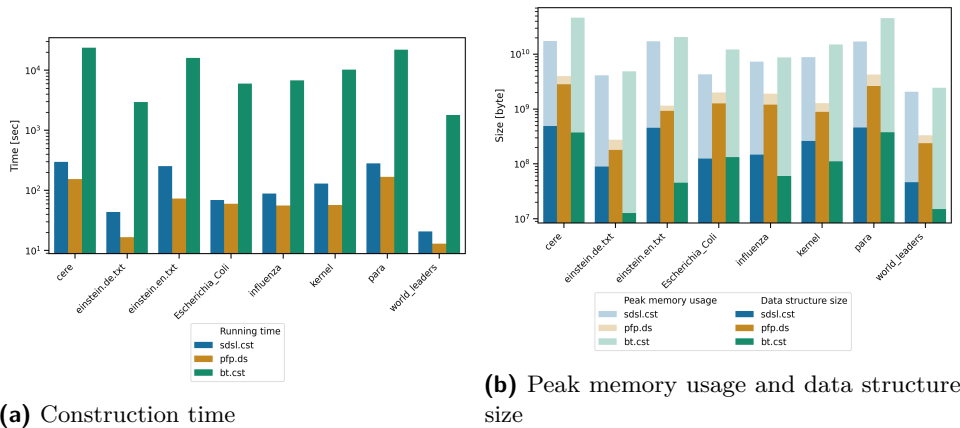
Building test setup We tested the running time and peak memory usage of the data structures during the building. For building the PFP data structures, we first computed the prefix free parsing of the dataset using BigBWT [3] with 32 threads, a window size $w = 10$, and parameter $p = 100$. The resulting output is loaded in memory and used to build the PFP data structures. The running time for the construction of the PFP data structures includes the time to build the parse as well as the time to store the parse to disk.

We built each data structure 5 times for the Pizza&Chili corpus datasets, for the sets of chromosome 19 up to 64 distinct variants, and for Salmonella up to 1000 sequences. The remaining experiments have been tested only once. The experiments that exceeded 15 hours were omitted from further consideration, e.g. `chr19.1000` and `salmonella.10000` for `sdsl.cst`. Furthermore, `bt.cst` failed to successfully build for the sets of chromosome 19 greater than 16 distinct variants, and for Salmonella with more than 100 sequences due to integer overflows causing segmentation fault errors.

Querying test setup We performed suffix array (SA), longest common prefix (LCP), and longest common extension (LCE) queries on each data structure. We performed the queries only for chromosome 19 and salmonella datasets. We used google benchmarks¹ for query testing.

For the SA and LCP queries, we generated 10000 randomly distributed indices in the data structures, and queried the data structure. Similarly, for the LCE queries, we generated 10000 randomly distributed pairs of indices in the data structures, and queried the data structure. The running time for the queries is reported in average over the 10000 access.

¹ <https://github.com/google/benchmark>



■ **Figure 2** Pizza&Chili dataset construction running time (2a), peak memory usage and data structure size (2b). We compare the prefix-free parsing data structure (`pfp.ds`) with the `sds1.cst` compressed suffix tree (`sds1.cst`), and with the block tree based compressed suffix tree (`bt.cst`).

Lastly, we note that we aborted any query that exceeded 15 hours, and therefore, omitted the LCE queries for `bt.cst`.

Time Figures 2a, 3a, and 3c illustrate the construction time for all the data structures for Pizza&Chili, Chromosome 19, and Salmonella, respectively. From the reported data, we observe that the construction of `pfp.ds` is always faster than `sds1.cst` and `bt.cst`, except for the cases `chr19.1` and `chr19.2` in which `sds1.cst` is the fastest to be built. The maximum speedup of `pfp.ds` with respect to `sds1.cst` is 3.47x (`einstein.en.txt`), 29.19x (`chr19.512`), and 7.68x (`salmonella.5000`). The speedup of `pfp.ds` with respect to `bt.cst` is 219x (`einstein.en.txt`), 210x (`chr19.8`), and 202x (`salmonella.100`).

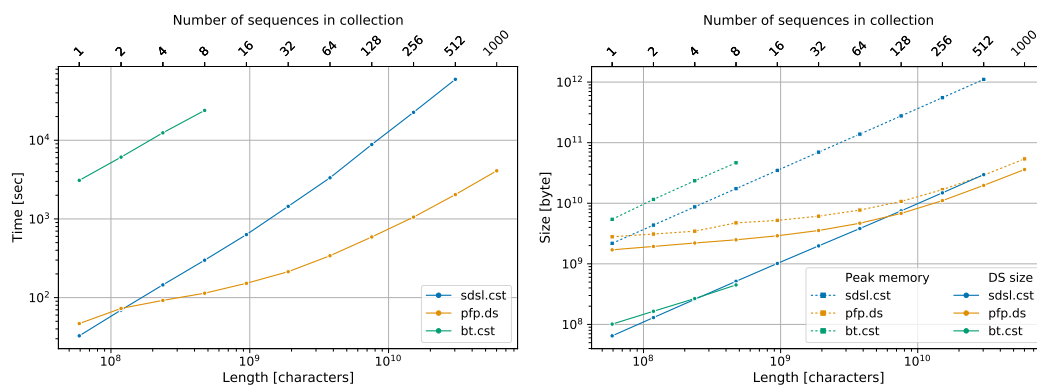
From Figure 3a we observe that doubling the length of the dataset, the running time of `pfp.ds` increases by a factor of 1.9 when moving from 256 variants to 512, and a factor of 2 when moving from 512 variants to 1000. On the other hand `sds1.cst` running time increases by a factor of 2.6 when moving from 256 variants to 512.

From Figure 3c we observe that increasing the length of the dataset by a factor of 10, when moving from 500 to 5000, it increases the running time of `pfp.ds` by a factor of 12, while for `sds1.cst` it increases by a factor of 24.

Space Figures 2b, 3b, and 3d illustrate the memory peak usage and the size of the data structure for all the data structures for Pizza&Chili, Chromosome 19, and Salmonella, respectively. We observe that the peak memory usage of `pfp.ds` is almost always less than both `sds1.cst` and `bt.cst`. Yet, the size of `pfp.ds` is larger than both `sds1.cst` and `bt.cst`, except for `chr19.128`, `chr19.256`, and `chr19.512`, where `pfp.ds` is the smallest one.

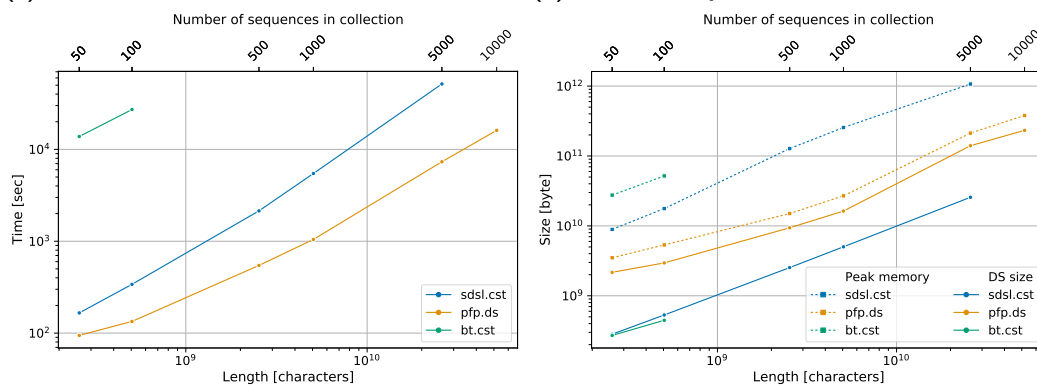
We can also observe that the difference between the memory peak usage and the data structure size is very small in `pfp.ds`. Its maximum ratio is attained at `chr.16` where the memory peak is 1.9x larger than the data structure size. For the Pizza&Chili dataset the maximum is 1.6x for `para`, while for the salmonella dataset the maximum is 1.8x for `salmonella.100`.

Moreover, the change of trend in the memory usage of `pfp.ds` from `salmonella.1000` to `salmonella.5000` is because we switched from gSACA-K 32 bit version to gSACA-K 64



(a) Construction time

(b) Peak memory and data structure size



(c) Construction time

(d) Peak memory and data structure size

■ **Figure 3** Chromosome 19, and salmonella datasets construction time (3a, 3c), peak memory usage and data structure size (3b, 3d). We compare the prefix-free parsing data structure (`pfp.ds`) with the `sdsl` compressed suffix tree (`sdsl.cst`), and with the block tree based compressed suffix tree (`bt.cst`).

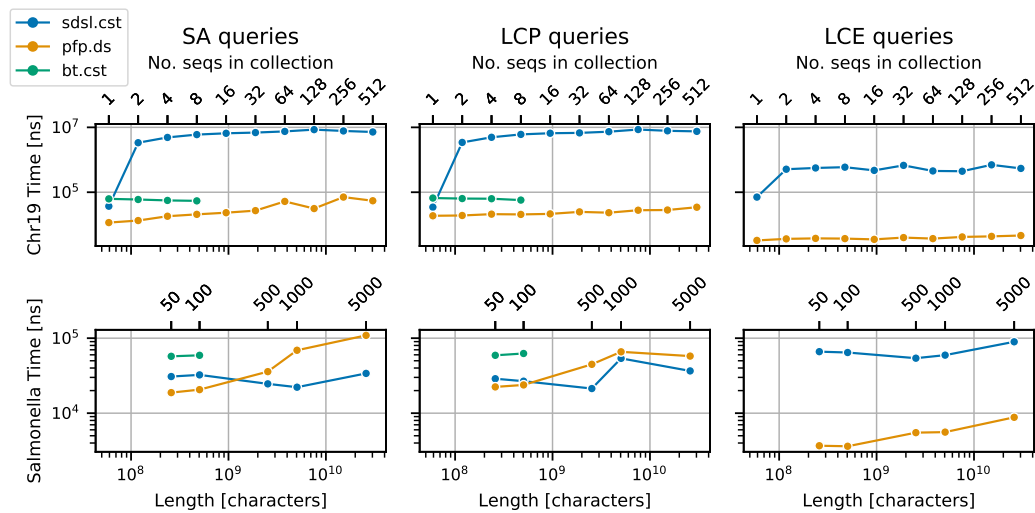
bit version, since the 32 bit version can sort text of length up to 2GB and the length of the dictionary is larger than 2GB.

Queries In Figure 4 we report the time that each data structure to perform SA, LCP, and LCE queries. We observe that `pfp.ds` is always faster than `sdsl.cst` on LCE queries. On chromosome 19 dataset, `pfp.ds` is faster than `sdsl.cst` and `bt.cst` on SA and LCP queries.

On the other hand, on Salmonella dataset, `sdsl.cst` is faster than `pfp.ds` on SA queries and LCP queries for more than 100 genomes.

References

- 1 Hideo Bannai, Travis Gagie, and Tomohiro I. Refining the r -index. *Theor. Comput. Sci.*, 812:96–108, 2020. doi:10.1016/j.tcs.2019.08.005.
- 2 Or Birenzweig, Shay Golan, and Ely Porat. Locally consistent parsing for text indexing in small space. In Shuchi Chawla, editor, *Proceedings of the 2020 ACM-SIAM Symposium on Discrete Algorithms, SODA 2020, Salt Lake City, UT, USA, January 5-8, 2020*, pages 607–626. SIAM, 2020. doi:10.1137/1.9781611975994.37.



■ **Figure 4** Running time, Peak memory usage and data structure size for suffix array, longest common prefix and longest common extension queries for the chromosome 19 datasets and the salmonella datasets.

- 3 Christina Boucher, Travis Gagie, Alan Kuhnle, Ben Langmead, Giovanni Manzini, and Taher Mun. Prefix-free parsing for building big bwts. *Algorithms for Molecular Biology*, 14(1):13:1–13:15, 2019. doi:10.1186/s13015-019-0148-5.
- 4 Manuel Cáceres and Gonzalo Navarro. Faster repetition-aware compressed suffix trees based on block trees. In Nieves R. Brisaboa and Simon J. Puglisi, editors, *String Processing and Information Retrieval - 26th International Symposium, SPIRE 2019, Segovia, Spain, October 7-9, 2019, Proceedings*, volume 11811 of *Lecture Notes in Computer Science*, pages 434–451. Springer, 2019. doi:10.1007/978-3-030-32686-9_31.
- 5 Paolo Ferragina, Travis Gagie, and Giovanni Manzini. Lightweight data indexing and compression in external memory. *Algorithmica*, 63(3):707–730, 2012. doi:10.1007/s00453-011-9535-0.
- 6 Paolo Ferragina and Rossano Venturini. A simple storage scheme for strings achieving entropy bounds. *Theor. Comput. Sci.*, 372(1):115–121, 2007. doi:10.1016/j.tcs.2006.12.012.
- 7 Travis Gagie, Tomohiro I, Giovanni Manzini, Gonzalo Navarro, Hiroshi Sakamoto, Louisa Seelbach Benkner, and Yoshimasa Takabatake. Practical random access to large SLP-compressed texts, 2020. arXiv:1910.07145v2.
- 8 Travis Gagie, Gonzalo Navarro, and Nicola Prezza. Fully functional suffix trees and optimal text searching in bwt-runs bounded space. *Journal of the ACM (JACM)*, 67(1):1–54, 2020.
- 9 Simon Gog, Timo Beller, Alistair Moffat, and Matthias Petri. From theory to practice: Plug and play with succinct data structures. In *13th International Symposium on Experimental Algorithms, (SEA 2014)*, pages 326–337, 2014.
- 10 Dominik Kempa and Tomasz Kociumaka. String synchronizing sets: sublinear-time BWT construction and optimal LCE data structure. In Moses Charikar and Edith Cohen, editors, *Proceedings of the 51st Annual ACM SIGACT Symposium on Theory of Computing, STOC 2019, Phoenix, AZ, USA, June 23-26, 2019*, pages 756–767. ACM, 2019. doi:10.1145/3313276.3316368.
- 11 Jesse D. Kornblum. Identifying almost identical files using context triggered piecewise hashing. *Digital Investigation*, 3(Supplement-1):91–97, 2006. doi:10.1016/j.diin.2006.06.015.
- 12 Alan Kuhnle, Taher Mun, Christina Boucher, Travis Gagie, Ben Langmead, and Giovanni Manzini. Efficient construction of a complete index for pan-genomics read alignment. *Journal of Computational Biology*, 2020.

- 13 Felipe A. Louza, Simon Gog, and Guilherme P. Telles. Inducing enhanced suffix arrays for string collections. *Theor. Comput. Sci.*, 678:22–39, 2017. doi:10.1016/j.tcs.2017.03.039.
- 14 Veli Mäkinen, Djamel Belazzougui, Fabio Cunial, and Alexandru I. Tomescu. *Genome-Scale Algorithm Design: Biological Sequence Analysis in the Era of High-Throughput Sequencing*. Cambridge University Press, 2015. doi:10.1017/CB09781139940023.
- 15 Taher Mun, Alan Kuhnle, Christina Boucher, Travis Gagie, Ben Langmead, and Giovanni Manzini. Matching reads to many genomes with the r-index. *Journal of Computational Biology*, 2020.
- 16 Gonzalo Navarro. Wavelet trees for all. *J. Discrete Algorithms*, 25:2–20, 2014. doi:10.1016/j.jda.2013.07.004.
- 17 Gonzalo Navarro. *Compact Data Structures - A Practical Approach*. Cambridge University Press, 2016.
- 18 Ge Nong. Practical linear-time $O(1)$ -workspace suffix sorting for constant alphabets. *ACM Trans. Inf. Syst.*, 31(3):15, 2013. doi:10.1145/2493175.2493180.
- 19 Pizza & Chili repetitive corpus. Available at <http://pizzachili.dcc.uchile.cl/repcorpus.html>. Accessed 16 April 2020.
- 20 Eric L Stevens, Ruth Timme, Eric W Brown, Marc W Allard, Errol Strain, Kelly Bunning, and Steven Musser. The public health impact of a publically available, environmental database of microbial genomes. *Frontiers in microbiology*, 8:808, 2017.
- 21 The 1000 Genomes Project Consortium. A global reference for human genetic variation. *Nature*, 526:68–74, 2015.
- 22 The Computational Pan-Genomics Consortium. Computational pan-genomics: status, promises and challenges. *Briefings in Bioinformatics*, 19(1):118–135, 2018. doi:10.1093/bib/bbw089.
- 23 Andrew Tridgell. *Efficient Algorithms for Sorting and Synchronization*. PhD thesis, The Australian National University, 1999.
- 24 Peter Weiner. Linear pattern matching algorithms. In *14th Annual Symposium on Switching and Automata Theory, Iowa City, Iowa, USA, October 15-17, 1973*, pages 1–11. IEEE Computer Society, 1973. doi:10.1109/SWAT.1973.13.