

Heavy-Impact Vibrational Excitation and Dissociation Processes in CO₂

J. Vargas,^{1, a)} B. Lopez,² and M. Lino da Silva³

¹⁾*Instituto de Plasmas e Fusão Nuclear, Instituto Superior Técnico, Universidade de Lisboa, Av. Rovisco Pais 1, Lisboa, 1049-001, Portugal*

²⁾*Department of Aerospace Engineering, University of Illinois at Urbana-Champaign, 306 Talbot Lab, 104 S. Wright St. Urbana, 61801, IL, USA*

³⁾*Instituto de Plasmas e Fusão Nuclear, Instituto Superior Técnico, Universidade de Lisboa, Av. Rovisco Pais 1, Lisboa, 1049-001, Portugal*

(Dated: 15 July 2020)

A heavy-impact vibrational excitation and dissociation model for CO₂ is presented. This state-to-state model is based on the Forced Harmonic Oscillator (FHO) theory which is more accurate than current state of the art kinetic models of CO₂ based on First Order Perturbation Theory. The first excited triplet state ³B₂ of CO₂, including its vibrational structure, is considered in our model, and a more consistent approach to CO₂ dissociation is also proposed. The model is benchmarked against a few academic 0D cases and compared to decomposition time measurements in a shock tube. Our model is shown to have reasonable predictive capabilities, and the CO₂ + O \longleftrightarrow CO + O₂ is found to have a key influence on the dissociation dynamics of CO₂ shocked flows, warranting further theoretical studies. We conclude this study with a discussion on the theoretical improvements that are still required for a more consistent analysis of the vibrational dynamics of CO₂, discussing the concept of vibrational chaos and its possible application to CO₂. The necessity for further experimental works to calibrate such state-to-state models is also discussed, with a proposed roadmap for novel experiments in shocked flows.

^{a)}Electronic mail: joao.f.vargas@tecnico.ulisboa.pt

I. INTRODUCTION

The modeling of CO₂ nonequilibrium vibrational excitation and dissociation/recombination processes is a research topic that has been studied since the mid-20th Century. This was initially driven by applications such as CO₂ lasers, combustion, and the design of planetary exploration Spacecraft for Venus and Mars, two planets whose atmosphere is mainly composed of CO₂. Since the beginning of the 21st Century, the modeling of CO₂ nonequilibrium processes faces renewed interest^{1,2}, which is once again driven by applications. While the sizing of planetary exploration Spacecraft still remains a major research driver, in the scope of the planning for robotic and crewed exploration of planet Mars, new applications have emerged, such as for example the low-temperature plasma reforming of CO₂³. As a polyatomic molecule with three vibrational degrees of freedom (symmetric stretch s ; bending b ; asymmetric stretch a), CO₂ exhibits a very complex and at times puzzling array of diverse physical-chemical processes, many of which are only qualitatively known. This means that in parallel with the application-based research, a great deal of theoretical research is also lacking for this molecule.

Recent works in the topic⁴⁻⁸ make use of rates determined using the Schwartz-Slowsky-Herzfeld (SSH). The SSH theory is a first-order perturbation theory (FOPT) which relies on the scaling of lower-level state-to-state (STS) reaction rate coefficients to obtain higher-level rates. These may lead to non-physical values for collision probabilities at high-temperatures, which are pervasive in atmospheric entry flows. Additionally, SSH models are limited to single quantum jumps. An alternative to the Schwartz-Slowsky-Herzfeld (SSH) theory would be to apply more accurate trajectory methods (quasi-classical or quantum) over proposed Potential Energy Surfaces (PES) to compute ro-vibrational energy exchange probabilities. However, PES methods have yet to be applied to large scales and have fallen short of a description up to the dissociation limit of CO₂ due to the inherent computational cost of such sophisticated methods. Increased complexity is still not a realistic option, however a more sophisticated modelling of CO₂ kinetics is still desirable. As such, we propose to use the Forced Harmonic Oscillator (FHO) theory to model CO₂ vibrational state-to-state kinetics. Since the FHO theory is the extension to higher order terms of the same kinetic theory as SSH, it maintains an affordable computational budget while keeping the results physically consistent. Additionally, a more physically consistent treatment of dissociation is achieved by acknowledging the different pathways to CO₂ decomposition, including the enhancement of this process in the presence of O atoms. Coupled with a more adequate treatment

of the dissociation pathways, this presents a step up from current vibrational state-to-state kinetic models of CO₂.

This work will be structured as follows: Section II will present the state-of-the-art of CO₂ heavy-impact kinetic modeling in low and high-temperature gases and plasmas. In section III the theoretical framework of this work will be presented covering the governing equations, the determination of the manifold of levels, the interactions between singlet and triplet states of CO₂, the calibration with experimental data, the CO and O thermochemistry that was added to the model, and culminating with a brief description of underlying assumptions and model flaws. Section IV will discuss some aspects of the state-specific kinetic dataset produced in this work, and will present some theoretical test-cases for a dissociating and a recombining pure CO₂ flow. A further comparison of dissociation times is carried out against available shock-tube experiments. Section V discusses the key findings of our new model, highlighting the importance of the key CO₂ + O \longleftrightarrow CO + O₂ reaction and discussing the large uncertainty that exists at lower temperatures, possible future improvements to the model, including the influence of radiative losses, and possible strategies for reducing the computational overhead of our model, which remains intractable for complex multidimensional applications, having over 20,000 rates. This section closes with an extensive discussion on the theoretical developments that are lacking for correcting the theoretical flaws of current state-to-state CO₂ models (including ours), henceforth introducing the concept of *vibrational chaos* for higher-lying levels of CO₂. We then summarize a possible roadmap for novel experiments.

II. STATE-OF-THE-ART

As discussed in the introduction, CO₂ is a molecule that plays a key role in applications such as combustion, atmospheric radiative transfer, atmospheric entry of Spacecrafts (since Venus and Mars are composed of 97% CO₂ and 3% N₂), stratospheric processes in the atmosphere of Venus, Earth, and Mars, CO₂ lasers, and plasma discharges, particularly for plasma reforming applications and SynGas production. CO₂ is further a molecule with high societal impact, since it is chiefly responsible for the global warming trends of Earth's atmosphere⁹.

Since our work is focused on nonequilibrium heavy-impact kinetic processes of CO₂, we will restrict the scope of our discussion of the state-of-the-art to 1) high-temperature dissociation processes of CO₂, studied in shock-tube facilities; and 2) low-temperature nonequilibrium processes

in CO₂, for the case of CO₂ lasers, stratospheric processes, and plasma reforming of CO₂. While radiative heat transfer of CO₂ impacts nonequilibrium excitation and dissociation processes of CO₂, for the sake of compactness we do not provide a discussion on the state-of-the-art on this topic and the reader may be referred to our recent work¹⁰ where this discussion is carried out.

A. Thermal dissociation

Shock-tube investigations of thermal dissociation rates for CO₂ were initiated in the mid-60's of the past Century, in support of Mars/Venus exploration missions.

Brabbs¹¹ carried out shock-tube experiments for a highly diluted CO₂/Ar mixture around 2,500-2,700 K, using two complementary techniques: 1) a single pulse technique where the gas is shocked and successively quenched by a rarefaction wave, freezing the chemistry and allowing chemical analysis; 2) measurement of CO₂ near-UV chemiluminescence bands¹². Both measurement techniques provided similar results. Davies carried out shock-tube experiments in high dilution CO₂/Ar mixtures, with post-shock temperatures in the range of 3,500-6,000 K¹³ and 6,000-11,000 K¹⁴. The first work probed the emission of the IR vibrational bands of CO₂ at 2.7/4.3 μm whereas the high-temperature study additionally measured the CO₂ chemiluminescence bands. The comparison between both measurements showed an order of magnitude difference, providing evidence that dissociation/recombination processes of CO₂ might be a multi-step process. Michel¹⁵ measured reflected shockwaves IR radiation at 4.3 μm in diluted CO₂/Ar and CO₂/N₂ mixtures, in the range T=2,800-4,400 K. These studies were followed through by Fishburne¹⁶ and Dean¹⁷ who measured IR radiation (at 2.7/4.3 μm for Fishburne, 4.3 μm for Davis) in 3,000-5,000 K shock-tube flows, for CO₂/Ar mixtures (and CO₂/N₂ mixtures for Fishburne), again with a high dilution ratio. Generalov and Losev¹⁸ measured the rate of dissociation for CO₂ without dilution from other mixtures, probing the CO₂ near-UV chemiluminescence bands through absorption spectroscopy, in the 3,000-5,500 K range. Kiefer¹⁹ carried out shock-tube experiments for a highly diluted CO₂/Kr mixture in the 3,600-6,500 K range using a laser schlieren technique. Hardy²⁰ and Wagner²¹ measured reflected shockwaves IR radiation at 4.3 μm and CO + O chemiluminescence in the near-UV in un-diluted CO₂ mixtures, in the T=2,700-4,300 K and T=3,000-4,000 K ranges respectively. Finally, Ebrahim²² complemented the work of Generalov and Losev, determining the rate of dissociation of pure CO₂ in the 2,500-7,000 K range, using a Mach-Zender interferometry technique²³.

These initial measurements showed a significant scattering between the different dissociation rate values, but also in the dissociation activation energy, which ranged from 2.9 to 4.6 eV^{22,24}. Potential explanations for these large uncertainties were attributed to the effects of impurities in the gas^{25,26}, or to a failure in reducing the systematic errors in the measured quantities²⁶. Another potential source of uncertainty^{27,28} stems from the fact that dissociation products (atomic oxygen) may react with CO₂, further dissociating it (reaction $O + CO_2 \longleftrightarrow CO + O_2$). This means that the measured dissociation rate of CO₂ (assessed through the measurement of CO₂ concentrations) is in fact an effective rate resulting from a two-step process (dissociation of CO₂ and dissociative recombination of O and CO₂). Clark further studied the dynamics of O + CO₂ interactions using different isotopes of atomic oxygen²⁹.

Another proposed explanation was that dissociation proceeded through a two step mechanism³⁰ consisting of the collisional excitation of CO₂ to an upper electronic state, followed by dissociation:



with Brabbs proposing that CO₂* corresponds to CO₂(³Π)¹¹, and Fishburne proposing that CO₂* corresponds to either CO₂(³B₂) or CO₂(¹B₂)¹⁶. However, such propositions were not entirely satisfactory, since this implied potential curve crossings below the dissociation limit, and that further energy was still required for dissociation³¹. This led to the understanding that detailed knowledge on the potential energy surfaces for the excited electronic states of CO₂ was needed.

To allow improved insights on the dynamics of thermal CO₂ dissociation, later studies focused on measuring the concentrations of atomic oxygen through Atomic Resonance Absorption Spectroscopy (ARAS) at 130 nm. This allowed avoiding ambiguities derived from the measurement of CO₂ concentrations, such as having additional processes that lead to the depletion of CO₂ (e.g. the aforementioned $O + CO_2 \longleftrightarrow CO + O_2$ reaction). Fuji³¹ used an ARAS technique for reflected shockwaves in diluted CO₂/Ar mixtures, in the 2,300–3,400 K range. The determined rate had an activation energy of 3.74 eV. Burmeister³² used the same technique to determine CO₂ dissociation rates in diluted CO₂/Ar mixtures, in the temperature range 2,400–4,400 K. The activation energy was found to be 4.53 eV. Eremin³³ investigated the chemiluminescence radiation in pure CO₂ shocked flows and developed a simplified kinetic model that allowed concluding that above 3,000 K, part of the dissociation products were composed of excited oxygen O(¹D), and not only

O(³P). In a later experiment, Eremin³⁴ carried out ARAS measurements in shocked CO₂/Ar diluted mixtures in the 4,100-6,400 K temperature range to determine the fraction of excited oxygen O(¹D) produced during CO₂ dissociation. He found out that O(¹D) amounted to 0-10% of the dissociation products. Park³⁵, in the scope of the development of his Mars entry kinetic model, considered the results from Davies^{13,14}, fitting them to an Arrhenius expression where the activation energy was constrained to the accepted CO₂ dissociation energy, and the pre-exponential factor set to $n = 1.5$. Ibragimova³⁶ carried out a critical review of past works, proposing a CO₂ dissociation rate valid in the 300-40,000 K temperature range, for different colliding partners (Ar, diatomic molecules, CO₂, C, N, and O). She also proposed a dissociation coupling factor $Z(T, T_v)$ for accounting for thermal nonequilibrium conditions during dissociation. Saxena³⁷ claimed that the anomalous low activation rates were the result of rapid secondary loss of CO₂ via the reaction $O + CO_2 \longleftrightarrow CO + O_2$. Activation rates of more recent experiments, discarding this effect, are systematically above 4.3 eV. A pressure dependence on the dissociation rate, noticeable at higher pressures, was also found. Jaffe³⁸ claimed that the explanation for the low activation energy laid in the transition from the ¹X to ³B₂ state being the rate-determining step for CO₂ dissociation. In a follow-up work, Xu et al.³⁹ reviewed the past works and proposed an effective rate in the range 2,000-10,000 K.

1. *Vibrational relaxation and dissociation incubation times*

Vibrational relaxation and dissociation incubation times for the dissociation of CO₂ have been derived by some authors from the aforementioned shock-tube dissociation measurements. These imply firstly developing analytical master equation models and then applying them to the measurements of time-dependent data from shock-tube experiments.

Weaner⁴⁰ compared the density relaxation times τ_E through Mach-Zender interferometry and the ν_3 mode relaxation time through measurement of the 4.3 μm bands, Weaner considered that the energy in the ν_3 mode is less than 8% of the other ν_1 and ν_2 modes and even less at lower temperatures, and that as such $\tau_E = \tau_{\nu_{1,2}}$. The obtained values for τ_E and τ_{ν_3} were equivalent in the temperature range 450–1,000K, leading to the conclusion that all the vibrational modes of CO₂ relax at the same rate.

Simpson⁴¹ studied vibration relaxation in shocked flows in the range $T=360$ -1,500K, for pure CO₂ gases, and for CO₂ diluted in nitrogen, deuterium and hydrogen, with an emphasis on the

deactivation of the bending mode. The obtained results put into evidence different behaviours at low and high temperatures, wherein a strong dependence from the collisional partner reduced mass exists at high temperatures, but not a low temperatures.

Oehlschlaeger^{42,43} carried out several shock-tube experiments, investigating the dissociation of CO₂ behind reflected shock waves at temperatures in the 3,200–4,600 K range and pressures in the 45–100 kPa range. This has been done probing the CO₂ UV bands (B→X transition) in absorption using an UV laser, with a sampling rate in the millisecond range. Oehlschlaeger also carried out an extensive review of previous works regarding dissociation incubation times and reproduced his experiments through a simplified one-dimensional energy-grained master equation model. The obtained results highlight the importance for knowing the average energy $\langle \Delta E \rangle$ transferred through a collision, for the whole, p , T range. Unfortunately, no shock speed values are reported, preventing the selection of his experimental work as a suitable test-case.

The incubation times obtained by Oehlschlaeger were deemed too high by Saxena³⁷, who carried similar experiments using a laser Schlieren experimental technique, and found much lower incubation times in the temperature range $T=4,000-6,600\text{K}$, for CO₂–Kr mixtures. Saxena found that full vibrational equilibrium was reached before the onset of dissociation.

B. Low-temperature nonequilibrium processes

Room-temperature nonequilibrium processes in CO₂ were the subject of a large amount of research studies at about the same time, in the wake of the development of the first CO₂ lasers⁴⁴. Namely, the vibrationally-specific resonant reaction



was acknowledged as key to the inversion of the upper populations in CO₂-N₂ lasers^{45–50}. Interestingly, several measurements evidenced that a minimum of the rate for this process was reached at around 1,000 K, with a rate increase both at lower and higher temperatures. This behavior could not be expected to be explained by standard kinetic models like the Landau-Teller theory, which predicts increasing rates with increasing temperature, no matter the temperature range. To account for this low-temperature behavior, Sharma and Brau suggested⁵¹ that the rate increase at lower temperatures could be attributed to long-range attractive forces between the dipole moment of CO₂(ν_3) and the quadrupole moment of N₂. On this basis, they proposed the Sharma–Brau perturbation theory that has been very successful at reproducing this class of kinetic processes, predicting

a temperature dependence of the order $T^{-1/2}$ in the low-temperature region, as opposed to the $T^{3/2}$ temperature dependence in the high-temperature range, attributable to short-range (nonadiabatic) repulsive forces. Fig. 1 presents a list of the measured rates for process 3, alongside with predicted rates from the SSH, FHO, and Sharma–Brau theory.

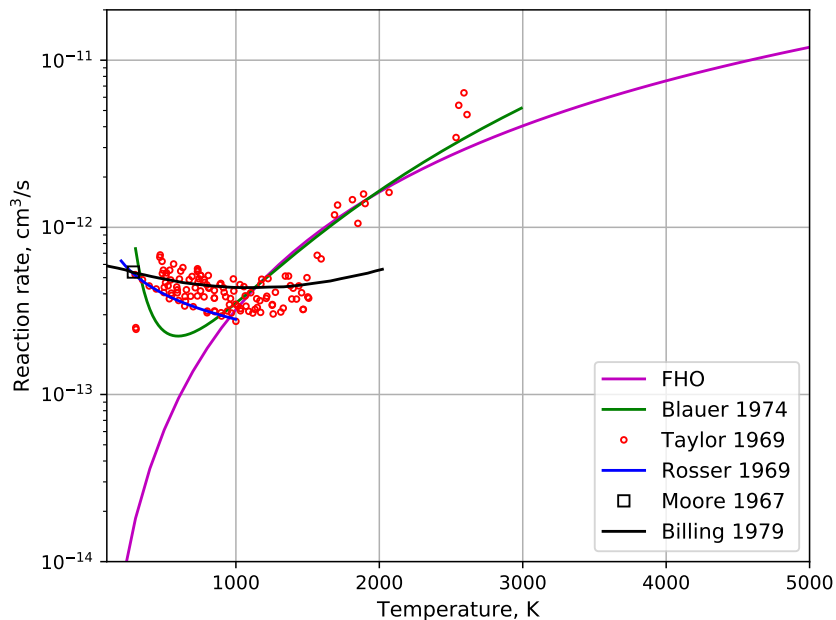
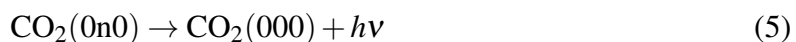


FIG. 1. Comparisons of rate coefficients^{45,50,52–54} for the reaction $\text{CO}_2(001) + \text{N}_2(0) \longleftrightarrow \text{CO}_2(000) + \text{N}_2(1)$.

In the wake of these experimental and theoretical developments, a significant number of vibrationally-specific exchange rates have been measured for the three vibrational modes of CO₂ and a great deal of collisional partners (both atomic and polyatomic^{55,56}).

In the late 70's of the last Century, a new venue for the investigation of low-temperature vibrational nonequilibrium processes in CO₂ was opened by the investigation of the key vibrational excitation processes:



which have been recognized^{57,58} to be the main contributor to the cooling of upper planetary atmospheres (Venus, Earth, Mars) through the removal of translation energy from oxygen atoms by the bending mode of CO₂ (eq. 4), and the subsequent radiation of energy away from the

atmospheric layer (either towards the ground or towards Space eq. 5). This has led to an extensive number of theoretical and experimental works that have put a strong emphasis on the improvement of low-temperature, neutral kinetic models for CO₂.

More recently, plasma reforming of CO₂ into Syngas has been proposed as a potentially viable option for producing CO₂-neutral fuels^{59–62}. This is achieved in microwave plasma sources, through the electron-impact excitation of the vibrations of CO₂. This has led to renewed studies on the modeling of low-temperature CO₂ plasmas, with the development of detailed kinetic models for this specific application^{63–66}, the investigation of alternative high-power microwave⁶⁷, or gliding arc⁶⁸ plasma sources, the modeling of complex hydrodynamic effects⁶⁹, or the investigation on improving the efficiencies of this technique⁷⁰. Last but not least, experimental techniques have been developed up to a point where time-dependent populations for the lower-vibrational levels of CO₂ can be measured in the discharge and post-discharge regions through Fourier Transform Infrared Spectroscopy (FTIR)^{71–73}.

As it can be inferred from these recent works, mostly published in the last decade, the modeling of CO₂ nonequilibrium processes appears to be a contemporary "hot-topic". One may trace this to the seminal book by Fridman⁶⁰ which extensively reported and discussed past topical theoretical and experimental works, mostly of USSR origin. The theoretical methodologies discussed in this book were all but adopted by the contemporary plasma chemistry community, working as a *de-facto* standard approach. In parallel, much effort was put into reproducing the experimental work discussed in this work, with an emphasis on reaching energy efficiencies for CO₂ dissociation as high as reported therein. It is relevant to review both of these aspects, in an effort for understanding the current *status-quo* on this topic.

The proposed pathways for CO₂ dissociation by means of vibrational excitation in nonequilibrium plasmas start with an electron energy input in the range 1–2 eV. This provides excitation of low vibrational levels of CO₂ which then excite higher levels through V–V ladder-climbing processes. Finally a non-adiabatic transition to the excited electronic state $X^1\Sigma \rightarrow ^3B_2$ takes place, followed by dissociation. Based on the works by Rusanov et al.⁷⁴ and Rusanov, Fridman, & Sholin,⁷⁵ Fridman considers that only the asymmetric mode ν_3 contributes for this up-pumping process, as the other mode (lumped bending and symmetric ν_1) has small enough energy spacings that V–T de-excitation processes dominate over V–V up-pumping processes, since typically $T < T_v$.

The CO₂ conversion efficiencies of several classes of experiments in achieving such dissocia-

tion processes are extensively reviewed by Fridman. The maximum theoretical efficiency for dissociation in thermal plasmas is claimed not to exceed 43–48%^{76–79}, with quasi-equilibrium arc discharges achieving efficiencies of no more than 15%⁸⁰. Fridman points out that increased efficiency may be achieved for non-thermal plasmas, with efficiencies up to as 30% for electron impact dissociation, achieved through plasma radiolysis using high-current relativistic electron beams at atmospheric pressure^{81–86}. If the pressure is reduced, the combination of electronic and vibrational excitation allows conversion efficiencies in the range of 20–50% for plasma-beam experiments^{87,88}. Fridman concludes that even higher efficiencies may be achieved in nonequilibrium discharges at moderate pressures, with conversion efficiencies of 60% for a pulsed microwave/radiofrequency discharges in a magnetic field in the conditions of electron cyclotron resonance^{89,90}. Finally, for flowing plasmas, conversion efficiencies as high as 80% and 90% are reported for subsonic^{81–84} and supersonic^{91–93} flows respectively. These high efficiencies are claimed to be reached for input energies in the range 0.8–1.0 eV/molecule, and may be explained by the decrease of the gas translational temperature through the subsonic and supersonic expansions, hindering the V–T de-excitation processes. In particular, the maximum efficiency of 90% is achieved for near-hypersonic plasma flows with Mach numbers in the range $M = 3 - 5$.

All the sources cited by Fridman correspond to works carried out in the later 70's/early 80's USSR. Such high efficiencies have to date not been reproduced, with a review by Ozkan⁹⁴ finding that no atmospheric plasma sources achieve a energy efficiency above 15%. Also of importance is the fact that no atmospheric plasma source can reach a fraction of converted CO₂ higher than 25%, meaning that plasma reforming of CO₂ in large quantities is not yet a viable economic endeavor. More recently, Bongers⁹⁵ carried out a set of experiments on a vortex-stabilized, supersonic 915MHz microwave plasma reactor, achieving CO₂ conversion efficiencies in the range of 47–80% and energy efficiency in the range of 35–24% for an energy input in the range 10.3–3.9 eV/molecule. Upon increasing the mass flow of CO₂ (from 11slm to 75slm), the energy input may be reduced to the range 1.9–0.6 eV/molecule, which is deemed as optimal by the Fridman review. In this case the energy efficiency increases, showcasing a range of 51–40%, however the CO₂ conversion output decreases significantly, to the range 11–23%. Further analysis were carried out for a subsonic 2.45GHz microwave plasma reactor, wherein a maximum energy efficiency of 46% was achieved. Of particular interest is a comparison of these results with the ones presented by Fridman, wherein the obtained efficiencies stayed well below the ones reported by Fridman, even for similar experience conditions.

Recent modeling works have further laid the theoretical foundations^{5,63} to which most of the subsequent published numerical models for CO₂ adhere. Reference transitions are considered for the first vibrational levels of CO₂^{53,96,97}, and SSH scaling laws are applied for determining transition rates for higher vibrational levels. A few sample rates include^{4,5}

$$k_{v_2+1 \rightarrow v_2}^{\text{CO}_2} = k_{010 \rightarrow 000}^{\text{CO}_2}(v_2 + 1) \quad (6)$$

for V–T processes;

$$k_{v_1+1, v_2+1, v_3 \rightarrow v_1, v_2, v_3+1}^{\text{CO}_2} = k_{110 \rightarrow 001}^{\text{CO}_2}(v_1 + 1)(v_2 + 1)(v_3 + 1) \quad (7)$$

for V–V–T processes, among others.

Energy levels are approximated by a simple anharmonic oscillator⁹⁸, up to the dissociation limit, which is considered to lie in the crossing to the ³B₂ state at about 5.56 eV. Dissociation occurs when a molecule in the v₃ level jumps to a v₃ + 1 level above this energy limit, dissociating with a probability of one. Typically the maximum quantum number for v₃ is considered to lie at 21⁶³.

III. THEORY

In this section we describe our theoretical methods and models for determining the vibrational state-to-state rates of CO₂. Firstly, the governing equations for the flow are described followed by brief description of the CO₂ molecule in terms of it’s vibrational modes. Secondly, the determination of level energies is described followed by the Potential Energy Surface (PES) crossings between ground state and electronically excited CO₂. A detailed description of the Forced Harmonic Oscillator (FHO) is passed over in favor of a more qualitative description of the types of reactions this theory is applied to followed by a brief justification of the use and description of the Rosen-Zener theory for spin-forbidden interactions. The addition of macroscopic chemistry mechanisms to the kinetic scheme is performed on a step-by-step approach culminating with the addition of the CO thermochemistry of Cruden *et al.*⁹⁹ and a recap of the full dataset. Finally, a brief discussion on the flaws and limitations of this model is performed, focusing on future updates to the database which will correct some of these limitations, but also detailing the more underlying assumptions of the model. A more in-depth discussion on the possible venues for raising such limitations is carried out in section V.

A. Governing Equations

We use our in-house code SPARK (Simulation Platform for Aerodynamics, Radiation, and Kinetics), which is an object-oriented multiphysics code written in Fortran and capable of solving a set of Ordinary Differential Equations (ODE) for 0D/1D geometries, or a set of Partial Differential Equations (PDE) for 2D axysymmetric geometries, solving the Navier–Stokes equations with macroscopic and/or state-to-state chemistry, high-temperature thermodynamic models, multicomponent transport, and plasma effects (ambipolar diffusion, etc...) ¹⁰⁰. The code has been primarily applied to the simulation of atmospheric entry flows ^{101,102}, but is also being recently tailored for the simulation of atmospheric pressure plasma jets (APPJ's) ¹⁰³. We have used the ODE setup for SPARK in this work, and the corresponding governing equations are shortly summarized here.

Considering mass, momentum and energy conservation equations, the governing equations are written:

$$\frac{\partial \rho c_i}{\partial t} + \nabla \cdot (\rho \mathbf{v} c_i) = \dot{\omega}_i \quad (8)$$

$$\frac{\partial \rho \mathbf{v}}{\partial t} + \nabla \cdot (\rho \mathbf{v} \mathbf{v}) = -\nabla p \quad (9)$$

$$\frac{\partial \rho E}{\partial t} + \nabla \cdot (\rho H \mathbf{v}) = 0 \quad (10)$$

where c_i and $\dot{\omega}_i$ are the mass fraction and mass production rate respectively of species i , ρ and p the gas density and pressure, \mathbf{v} the velocity vector of the gas, E and H the total energy and enthalpy of the gas. The system of equations above are the inviscid Euler equations. A temporal relaxation system of equations may be obtained by setting the spatial derivatives to zero and assuming a calorically perfect gas $E = \sum_i c_i C_{V,i} T$:

$$\frac{\partial c_i}{\partial t} = \frac{\dot{\omega}_i}{\rho} \quad (11)$$

$$\frac{\partial T}{\partial t} = -\frac{\sum_i \varepsilon_i \dot{\omega}_i}{\rho C_V^f} \quad (12)$$

where the gas specific heat $C_V^f = \sum_i c_i C_{V,i}$ and ε_i is the internal energy of species i . The system has been formulated in terms of primitive variables c_i and T leading to the number of ODE equal to the number of species/states plus one. The space relaxation system is obtained similarly by setting

the time derivative to zero:

$$\frac{\partial c_i}{\partial x} = \frac{\dot{\omega}_i}{\rho v} \quad (13)$$

$$\frac{\partial v}{\partial x} = \frac{c_1 b_2 - c_2 b_1}{a_1 b_2 - a_2 b_1} \quad (14)$$

$$\frac{\partial T}{\partial x} = \frac{c_1 a_2 - c_2 a_1}{a_1 b_2 - a_2 b_1} \quad (15)$$

where the a , b and c coefficients are defined thusly:

$$a_1 = \frac{\rho v^2}{p} - 1, \quad a_2 = \rho v^2 \quad (16)$$

$$b_1 = \frac{v}{T}, \quad b_2 = \rho v C_p^f \quad (17)$$

$$c_1 = -\frac{M}{\rho} \sum_i \frac{\dot{\omega}_i}{M_i}, \quad c_2 = -\sum_i h_i \dot{\omega}_i \quad (18)$$

where M_i is the molar mass of species i and M is the molar mass of the gas averaged by the molar fraction. The spatial relaxation scheme leads to a number of ODEs equal to the number of species/states plus two. In parts of this work there will be an assumption of a shock wave passing through the gas. The shock wave is treated as a discontinuity and properties across the shock are transformed through the known Rankine-Hugoniot conditions.

B. The CO₂ molecule

CO₂ is a linear triatomic molecule. It has three vibrational modes, symmetric stretch which corresponds to the equal stretch of the C–O bonds in the molecule, is usually denoted as v_1 , s or ss . The bending mode, which is considered doubly degenerate when there is vibrational angular momentum present ($l_2 > 0$). The bending mode corresponds to the deformation of the linearity of the molecule and is usually denoted as v_2 , b or be . The third and final mode corresponds to the compression of a C–O bond and the stretch of the other C–O mode, the so-called asymmetric stretch which is usually denoted as v_3 , a or as . A vibrational level of CO₂ might be annotated as $v_1 v_2 v_3$ or $v_1 v_2^{l_2} v_3$ when the vibrational angular momentum number is specified. Many works also use an additional assignment number r so called ranking number. It is used when authors prefer to fix $v_2 = l_2$ and it provides a convenient way to identify vibrational levels which may be grouped by Fermi resonance. In this work we will not consider the l_2 structure of bending levels and will assume that $v_2 = l_2$ instead of the possible range of $l_2 = v_2, v_2 - 2, v_2 - 4, \dots, 1$ or 0 . As such, all

bending levels have a degeneracy of 2 instead of $g = v_2 + 1$. Additionally, using $g = v_2 + 1$ would be assuming that the average energy for v_2 levels (considering the possible l_2 manifold) would be at $v_2 = l_2$, which is significantly higher than the actual average at high v_2 . Some tests were also performed comparing both models for degeneracies and big differences in the macroscopic and microscopic quantities were not detected.

1. *The question of the Fermi resonance*

Fermi resonance is an effect in which vibrational levels with the same molecular symmetry and a small energy gap are observed shifted in the spectrum, with a bigger energy gap and with line intensities different than those expected. This is usually interpreted as a coupling between the symmetric and bending modes of CO₂¹⁰⁴. While citing this phenomena, it is a widespread approximation to justify the use of a single temperature to characterize the symmetric and bending modes. In this work, no *a priori* coupling between the symmetric and bending mode can be admitted. Since the included bending levels are considered to be $v_2 = l_2$ there are no symmetric levels with the same molecular symmetry and therefore, no mode coupling is considered in this work. Furthermore, it cannot be reasonably assumed that the the small energy gap condition for Fermi Resonance to occur is maintained higher in the vibrational ladder where anharmonicity leads to a wider gap between the "would-be" resonant states. As such, resonances between levels higher in the vibrational ladder are accidental which ties in to the concept of *vibrational chaos*. These concepts and other possible approaches for the modelling of higher levels of CO₂ are discussed more in depth in section V. It is also worth mentioning that Fermi resonances in the level energies do not always translate to equiprobable levels populations for the resonant states^{55,97,105–107}, and that the fitting of high-resolution FTIR spectra in the 4.3 μ m region (as discussed in section II B) is very insensitive to the v_1 and v_2 level populations, which means that the error bars in the fits allow for a great latitude of interpretation of the level populations for symmetric and bending states, which may be considered with separate temperatures ($T_{v_1} \neq T_{v_2}$)⁷² or with equivalent temperatures ($T_{v_1} = T_{v_2}$)⁷³ indistinguishably¹⁰⁸.

C. Level energies

The first step in the generation of new reaction rates is to determine a manifold of level energies. In this work, this is performed for the ground state and the electronically excited state of CO₂ denoted ³B₂. We start with the ground state. Since there are no ground state Potential Energy Surfaces (PES) that are accurate up to the dissociation energy of CO₂, the asymptotic limits of dissociation must first be established. These must be different for each mode as each breaks apart in a different configuration. The dissociation energy can be computed by the balance of the enthalpy of formation for the products of dissociation. These are as follows:

- Symmetric stretch: $\text{CO}_2(\text{X}^1\Sigma) + 18.53 \text{ eV} \rightarrow \text{C}(\text{}^3\text{P}) + \text{O}(\text{}^3\text{P}) + \text{O}(\text{}^1\text{D})$,
- Bending: $\text{CO}_2(\text{X}^1\Sigma) + 11.45 \text{ eV} \rightarrow \text{C}(\text{}^3\text{P}) + \text{O}_2(\text{X}^3\Sigma)$,
- Asymmetric stretch: $\text{CO}_2(\text{X}^1\Sigma) + 7.42 \text{ eV} \rightarrow \text{CO}(\text{X}^1\Sigma) + \text{O}(\text{}^1\text{D})$.

Having the asymptotic behaviour of each mode allows the extension of a PES to the near-dissociation limit and thus well behaved a 1D potential curve for each mode is obtained. This process is the known Rydberg–Klein–Rees (RKR) method which is detailed in¹⁰⁹. Upon obtaining a well-behaved potential curve, the radial Schrödinger’s equation may be solved and a manifold of levels can be determined. The NASA–Ames–2 PES by Huang *et al.*¹¹⁰ (kindly shared by Dr. Huang) is used up to 25,500 cm⁻¹ and extended to the respective dissociation limit in the long range for the symmetric and asymmetric stretch modes by Hulburth¹¹¹ and Rydberg¹⁰⁹ potentials respectively. In the short range, the potential is extended by a repulsive of the form (a/x^b). Thus, the 1D potentials of the symmetric and asymmetric stretch modes are obtained and are reported in fig. 2. The dotted line in each figure represents the limit to which the NASA–Ames–2 PES is used, above which the potentials are extrapolated. The eigenvalues obtained from the radial Schrödinger’s equation are also plotted along the potential curve. A full line at 18.53 and 7.42 eV represents the asymptotic limit for the potential curve of each mode, along with the last bound solution of Schrödinger’s equation. The bending mode requires a different treatment. The symmetry of the bending mode potential excludes the possibility of using the same treatment described above as there is no expectation for the shape of the potential near the asymptotic limit. Furthermore, it is of no benefit to model such extreme states close to the dissociation limit of "pure" bending of the molecule. Nevertheless due to the symmetry of the bending mode, the potential may be fitted to a polynomial expression $ax^2 + bx^4$ as described in^{112,113}. As for the energy

levels, and once more acknowledging the symmetry of the potential, these may be extrapolated from a polynomial expression with a greater degree of confidence. In this work the Chédin polynomial fit¹¹⁴ is used for this purpose. Figure 3 shows the symmetry of the bending mode along with the energy levels obtained from the Chédin fit. In the same figure the dashed line represents the threshold above which the potential is extrapolated from the NASA–Ames–2 PES. A solid line represents the asymptotic limit which cannot be captured by the extrapolation of the employed $ax^2 + bx^4$ polynomial.

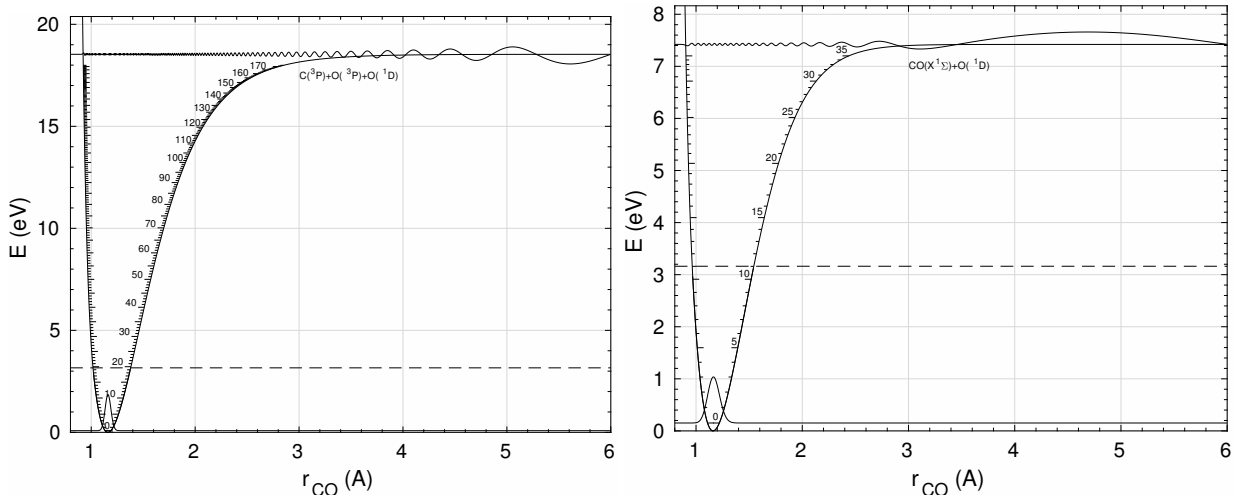


FIG. 2. Symmetric (left) and asymmetric (right) 1D potentials of the CO₂ ground state with extrapolation to correct asymptotic limit of potential by the RKR method. The extrapolation is done above the dashed line, below which the data belongs to the NASA–Ames–2 PES.

Electronically excited CO₂ in the ³B₂ state is a bent molecule in its equilibrium configuration with the same vibrational modes as the ground state CO₂. Although there are some available PES of this excited state, not having the symmetry of a linear molecule precludes the use of the same methods as in the fundamental state. Solutions to Schrödinger’s equation could possibly be found but the assignment of each solution to a state would be made a complex endeavour which requires a work of it’s own. Instead we will use the values found and assigned in the work of Grebenshchikov¹¹⁵. These may be used to fit a polynomial based on the same expression as the Chédin fit¹¹⁴. The resulting polynomial takes the shape:

$$E(v_1, v_2, v_3) = \sum_{i=1,2,3} \omega_i v_i + \sum_{i=1,2,3} x_{ii} v_i^2 + x_{12} v_1 v_2 + x_{13} v_1 v_3 + x_{23} v_2 v_3. \quad (19)$$

The coefficients found by fitting this polynomial are in table I. Figure 4 presents the levels found

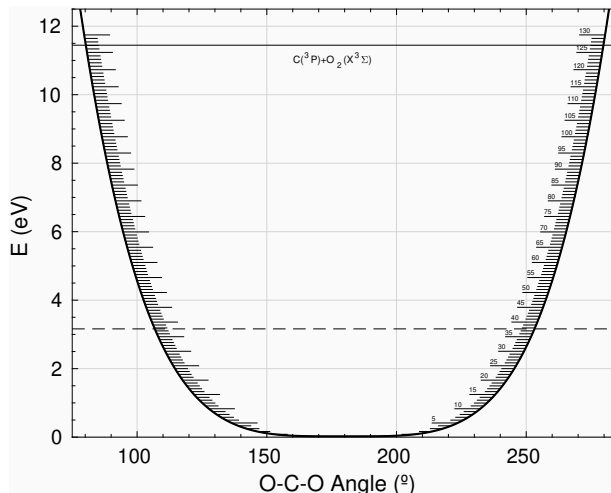


FIG. 3. Bending angular potential of the CO₂ ground state. Above the dashed line extrapolation of the potential is performed by the expression $ax^2 + bx^4$. Below the dashed line is the data extracted from the NASA–Ames–2 PES.

by fitting the values in¹¹⁵ to equation 19. The circles with a cross inscribed are the values found in¹¹⁵ and the other are energy levels found from extrapolating the fit. The fine dotted line, labeled MSX1 is the seam of crossing between the ground state of CO₂ and the ³B₂ state. The line labeled as TS3 is the dissociation energy of the ³B₂ state. Usually, the spacing of levels will be lowered as the dissociation limit is approached. This is not the case in the asymmetric stretch mode of the ³B₂ state as the extrapolation of a polynomial expression does not allow replicating this behaviour. However as a first approximation it is a reasonable enough estimation. The line labeled as TS3 is the dissociation limit of the ³B₂ state. We assume that as in the case of the ground state the asymptotic limit for each mode will be different and as such the symmetric and bending modes are not asymptotically limited by TS3.

This concludes the determination of the level manifold used in this work. The number of levels used in this work is summarized in tab. II. The number of levels in the v_3 mode for both electronic states is fixed since dissociation occurs through this mode. A v_3 level above the dissociation limit is considered to be quasi-bound (q.b.) and dissociates with probability 1^{116,117}. The number of levels in the other modes may differ. We have elected to use 59 and 100 levels since these correspond to the same energy chosen arbitrarily, roughly ≈ 9 eV. No study was conducted to verify the sensitivity of the number of levels in the other modes. However, it was verified that using a smaller amount of levels in the ground state would lead to greater numerical instability in

the code. With the levels included in tab. II and the ground state of each electronic level there is a total of 245 vibrational levels in the model.

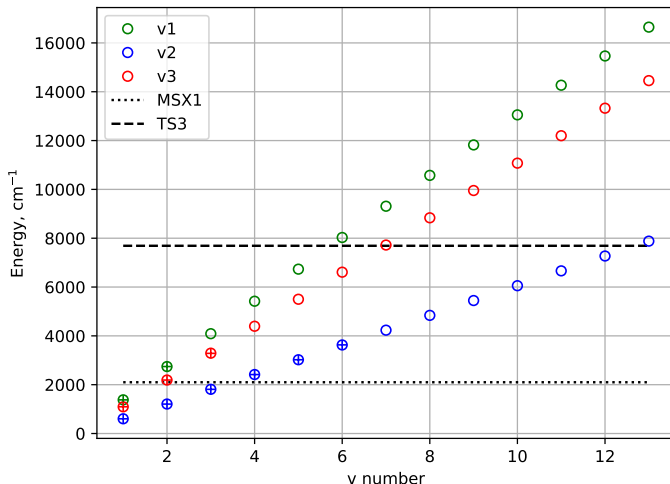


FIG. 4. Manifold of vibrational levels of CO₂(³B₂) used in this work. These levels were determined with expression 19 and with the coefficients in table I. MSX1 refers to the seam of crossing energy of the CO₂(³B₂) with the ground state, TS3 refers to the dissociation energy of CO₂(³B₂).

TABLE I. Coefficients obtained from fitting the expression in equation 19 to the energy levels found in¹¹⁵ in units of cm⁻¹.

ω_1	ω_2	ω_3	x_{11}	x_{22}
1.387e+3	6.031e+2	1.092e+3	-8.254e+0	2.311e-1
x_{33}	x_{12}	x_{13}	x_{23}	
1.501e+0	-1.358e+1	-6.422e+1	-1.808e+1	

D. PES Crossings

In this work we aim to account for the different pathways to dissociation of CO₂. For this, the configuration of the interactions between the ground state and electronically excited states of

TABLE II. Number of levels in the manifold used in this work for each mode of vibration and each electronic mode of CO₂.

CO ₂	v ₁	v ₂	v ₃
X ¹ Σ	59	100	41
³ B ₂	12	25	6

CO₂ needs to be defined. The work of Hwang & Mebel¹¹⁸ provides a basis for the configuration of these interactions. There are two seams of crossings between the ground and ³B₂ states of CO₂. The first takes place at approximately 4.99 eV when the CO₂ molecule is bent close to the equilibrium configuration of the ³B₂ state. The exact configuration of the crossing will depend on the calculation method of calculation used. Looking at the range of values proposed in¹¹⁸ we define an approximate region of the exact configuration, between 1.22–1.30 Å and 105.0–110.4°, assuming the C–O bonds to be the same length. This region is plotted in fig. 5 as a black box. Fig. 5 also presents a 3D color map of the PES of the ground state of CO₂ considering both C–O bonds at the same length and varying the angle between them. The cyan line in the aforementioned figure is the position of minimum potential at each angle. The cyan line intersects the region where the exact configuration of the crossing is most likely to be. This indicates that the crossing may occur purely through the ground state with v₂ excitation, as this mode will play the main role interacting with the ³B₂ excited state. Only a few vibrational levels close to the crossing will interact with the bending levels of the ground state. The interacting ³B₂ levels have been defined as the ones within 2000 cm⁻¹ of the crossing (MSX1). These coincide with the levels listed in the work of Grebenshchikov¹¹⁵.

The second crossing takes place at 5.85 eV in a linear configuration of ground state CO₂ but with the bonds at very different lengths. In this crossing, the determined configuration in¹¹⁸ has one bond length at approximately 1.9 Å and the other bond at 1.3 Å. This suggests that the mode which interacts the most in this crossing is the asymmetric stretch, v₃. The excited state in this crossing is in a repulsive configuration and being excited to this state will lead to immediate dissociation. As we don't have the functional form for the triplet state there is no possibility to compute the energy levels of the quasi-bound states. As such, we assume there is a level at the energy of the crossing of 5.85 eV to which the v₃ levels of the ground state of CO₂ will dissociate

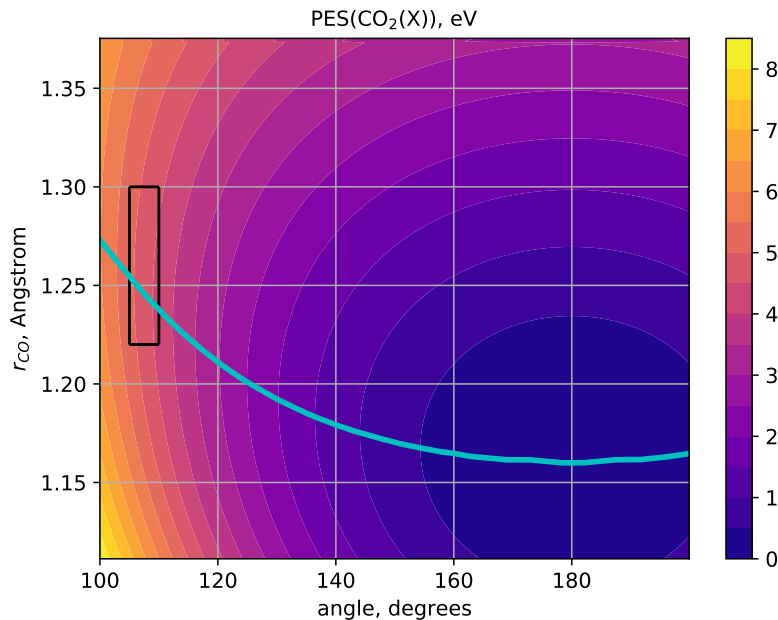


FIG. 5. Color map of the PES of the ground state of CO₂ with $r_{\text{CO}_1} = r_{\text{CO}_2}$. The cyan line which crosses the color map is the equilibrium r_{CO} distance given a specific angle. The black box on the left side of the figure is the probable configuration space for the crossing between the CO₂ ground and triplet state to occur.

to.

We have now defined which levels are interacting in which crossings. The theory which is usually applied in vibrational state-to-state collisions is the Landau-Zener theory. Since these crossings are singlet-triplet interactions, this theory cannot be straightforwardly applied in this case. The next subsection discusses some of these details. There are other singlet and triplet electronically excited states of CO₂ in a configuration alike to the $^3\text{B}_2$ level which was discussed in this section. These other states are not considered in this work due to the scarcity of published data on crossings between the ground state and other electronically excited states of CO₂.

E. Vibration-Translation Processes

Here we summarize the key equations for this theory and its extension to triatomic molecules such as CO₂. The inner details of the FHO theory and its different generalizations are not described here and may be consulted in^{116,119}.

The FHO model computes Vibrational-Translational (VT) energy exchanges:

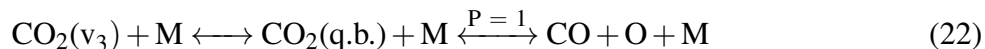


where i and f are the vibrational levels for the same mode and M is a generic collision partner. In these reactions the electronic state can be the ground or ³B₂. The corresponding FHO transition probability is^{120,121}:

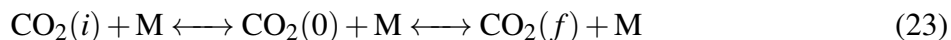
$$P(i \rightarrow f, \varepsilon) = i!f!\varepsilon^{i+f} \exp(-\varepsilon) \left| \sum_{r=0}^n \frac{(-1)^r}{r!(i-r)!(f-r)!\varepsilon^r} \right|^2 \quad (21)$$

with $n = \min(i, f)$.

For transitions involving larger vibrational number changes and at higher-vibrational numbers, it is no longer possible to accurately compute transition probabilities using exact FHO factorial expressions. When such a computation is not possible it is instead replaced by the approximations suggested by Nikitin and Osipov¹²² that make use of Bessel functions. Details of these approximations are found in^{116,119}. Dissociation (Vibration–Dissociation reactions, VD) may occur through the asymmetric stretch mode when the level in the products of the reaction is a quasi-bound (q.b.) level:

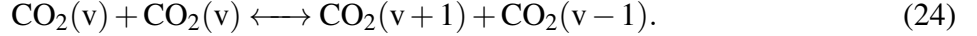


where the dissociation products are CO(X¹Σ) and O(¹D) in the case the reactant is the ground state, and CO(X¹Σ) and O(³P) in the case the reactant is the ³B₂ state. Dissociation is considered to be the only possible outcome in a quasi-bound state, and the recombination reaction is computed through detailed balance. A VT reaction may also occur when the initial and final level are not in the same mode (Intermode Vibration–Translation, IVT). In that case the VT reaction is considered to be two VT reactions and the total probability is considered to be the product of these two collisions:



where CO₂(0) is the fundamental vibrational state of either the ground electronic state or the ³B₂ state. We note that this classical approximation will lead to a vanishingly small transition probabilities at higher v 's¹²³. This might not be necessarily the case since many *accidental resonances* may occur for these higher levels, which means our approach will be underestimating IVT processes for these higher energy levels. Approaches to address this shortcoming will be discussed more ahead in section V. Finally, a Vibrational-Vibrational-Translational (VVVT) reaction may also

be modeled. In these reactions, two molecules with the same vibrational level can collide in an almost resonant fashion such that at the end of the process, one has gained a quanta and the other lost one quanta:



The corresponding FHO transition probability is¹²⁴:

$$\begin{aligned} P(i_1, i_2 \rightarrow f_1, f_2, \varepsilon, \rho) &= \left| \sum_{g=1}^n (-1)^{(i_{12}-g+1)} \right. \\ &\times C_{g, i_2+1}^{i_{12}} C_{g, f_2+1}^{f_{12}} \varepsilon^{\frac{1}{2}(i_{12}+f_{12}-2g+2)} \exp(-\varepsilon/2) \\ &\times \sqrt{(i_{12}-g+1)!(f_{12}-g+1)!} \exp[-i(f_{12}-g+1)\rho] \\ &\left. \times \sum_{l=0}^{n-g} \frac{(-1)^l}{(i_{12}-g+1-l)!(f_{12}-g+1-l)!l! \varepsilon^l} \right|^2 \end{aligned} \quad (25)$$

with $i_{12} = i_1 + i_2$, $f_{12} = f_1 + f_2$ and $n = \min(i_1 + i_2 + 1, f_1 + f_2 + 1)$. In these reactions, a residual amount of energy is transferred to the translational movement of the molecules due to the anharmonicity of the vibrational ladder.

For eqs. 21 and 25, ε and ρ are related to the two-state First-Order Perturbation Theory (FOPT) transition probabilities, with $\varepsilon = P_{\text{FOPT}}(1 \rightarrow 0)$, $\rho = [4 \cdot P_{\text{FOPT}}(1, 0 \rightarrow 0, 1)]^{1/2}$, and C_{ij}^k is a transformation matrix¹¹⁶. Certain parameters in the model must be adjusted such that experimental measurements may be effectively reproduced by the calculations. As such, a so called semi-empirical adjustment of collision parameters takes place. Most notably, the inter-molecular potential, which is taken as a Morse potential with shape $V = E \{1 - \exp[-\alpha(r - r_{eq})]\}^2$, and the steric factors, which are corrective factors to account for the isotropy of collisions when these are computed in a 1D framework, will be adjusted such that calculations will match experimental rate coefficient measurements in the best possible way. The expressions for ε and ρ are given by Cottrell¹²⁵, and Zelechow¹²⁴:

$$\varepsilon = \frac{8\pi^3 \omega (\tilde{m}^2/\mu) \gamma^2 \cosh^2 \left[\frac{(1+\phi)\pi\omega}{\alpha\bar{v}} \right]}{\alpha^2 h \sinh^2 \left(\frac{2\pi\omega}{\alpha\bar{v}} \right)} \quad (26)$$

$$\phi = (2/\pi) \tan^{-1} \sqrt{(2E_m/\tilde{m}\bar{v}^2)}$$

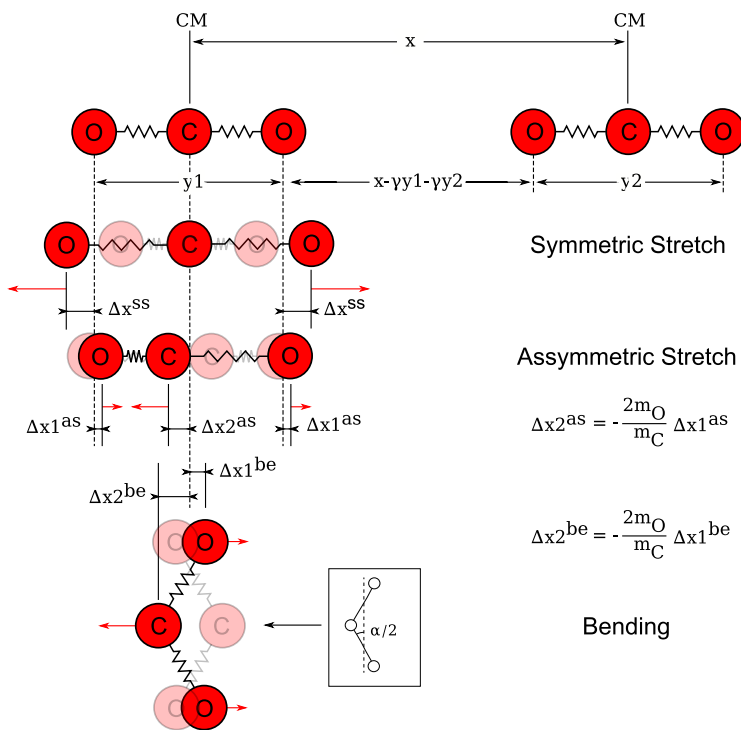
$$\rho = 2 (\tilde{m}^2/\mu) \gamma^2 \alpha\bar{v}/\omega. \quad (27)$$

The corresponding mass parameters have been obtained for the three motions of CO₂ (symmetric stretch, assymmetric stretch and bending, see fig. 6). These are reported in Table III. The ³B₂ state

is bent in its equilibrium configuration but the same parameters in table III are considered valid for the time being.

 TABLE III. Mass parameters for the three vibrational modes of CO₂

osc. mode	reduced mass μ	mass param. γ
sym. stretch	m_O	1/2
asym. stretch	$\frac{m_C m_O}{m_C + 2m_O}$	1/2
bending	$\frac{m_C m_O}{2(2m_O + m_C)}$	1/2


 FIG. 6. CO₂ mass coordinates for the symmetric stretch, asymmetric stretch and bending modes

Tab. IV presents the semi-empirical coefficients obtained in the adjustment. The first two columns are for pure VT and VVT reactions as described in equations 20 and 24. The last three columns are specific for IVT reactions such as the ones in equation 23. There are no experimental measurements specific for IVT $v_2 v_3$ reactions and as such the coefficients are considered to be the same as for VT reactions. All experimental measurements are made for the ground state of CO₂, and we assume they are the same for CO₂(³B₂) since in this case there is no experimental data available for calibrating the FHO model. Some of the adjustment results are presented in fig. 7

where examples of the VT and VVT reaction rates found in the literature may be recovered after adjusting the semi-empirical coefficients accordingly. More examples can be found in¹¹⁹.

TABLE IV. Collision parameters used in the FHO rate calculation processes in this work.

	VT _{s,b,a}	VVT _{s,b,a}	IVT _{s,b}	IVT _{s,a}	IVT _{b,a}
S_{VT} (10^{-4})	6	-	2	1	6
S_{VVT} (10^{-3})	-	6.5	-	-	-
α (\AA^{-1})	4.3	4.3	3.0	4.3	4.3
E (K)	650	650	300	650	650

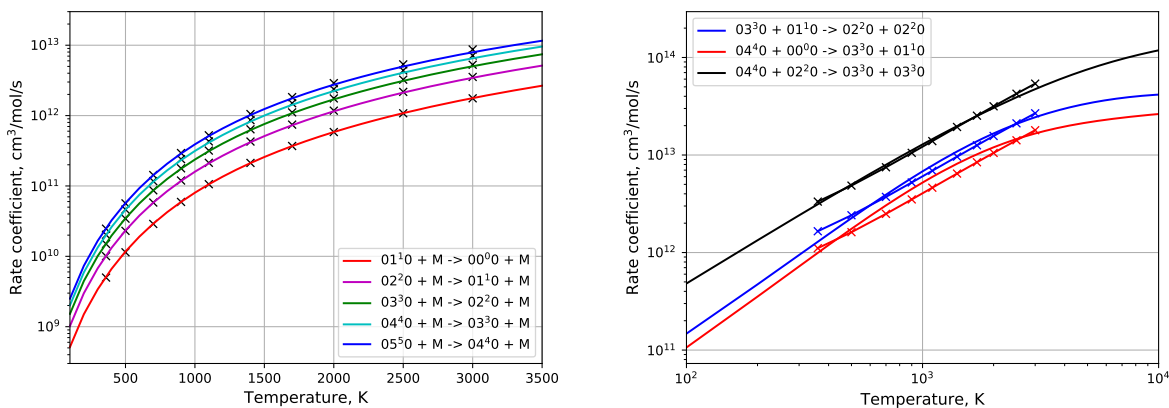


FIG. 7. Examples of adjustment of FHO computed rates to SSH published VT rates (left) and experimentally determined VVT rates (right). The used collision parameters may be found in tab. IV. More examples of these adjustments are found in¹¹⁹.

F. Vibrational-Electronic Processes

In earlier works^{38,39} studying the same crossings mentioned in section III D it has been proposed for studying the aforementioned spin-forbidden interactions with the Landau-Zener theory. In these works, the authors proposed to use the off-diagonal terms of the Hamiltonian of the system, which is non-zero for the singlet-triplet interaction, to obtain the probability of the crossing.

The difficulty would then lie in determining the off diagonal term which coincides with the spin-orbit coupling term. Though this is mathematically sound, the Landau-Zener theory was developed assuming a constant off-diagonal term¹²⁶. The Rosen-Zener theory is more appropriate in the case of spin-forbidden interactions, although we haven't verified the region of applicability of this theory in this case. The preference of this theory over the Landau-Zener theory can be justified thus: "*The Rosen-Zener model, [...] can be associated with the one-dimensional motion of a system featuring the exponential off-diagonal coupling between the zero-order states of constant spacing [...].*" as can be read in the review of Nikitin¹²⁶. It continues: "*In a way, this model [Rosen-Zener] is the opposite to the avoided crossing Landau-Zener model, for which the spacing between the zero order states features the crossing while the off-diagonal term is constant*". In other words, the crossing of singlet-triplet interactions is described by the off-diagonal terms in the Hamiltonian of the system. The Landau-Zener theory assumes a description of the crossing contained in the diagonal terms, while the Rosen-Zener theory assumes this description to be featured in the off-diagonal term. This is the case in the crossings that are dealt with in this work and thus, the use of the Rosen-Zener theory is justified.

The Rosen-Zener probability may be written as a function of velocity v ,

$$P(v) = \left[1 + \exp\left(\frac{\pi\Delta E}{\hbar\alpha v}\right) \right]^{-1}. \quad (28)$$

The probability is dependent on the difference in energy of the interacting levels ΔE , and the repulsive term of the interaction potential α . With the current expression and with no data to calibrate the rate coefficients for these kind of reactions, we are forced to use the values as they are calculated. The expression above tends to 1/2 in the high velocity limit. In the high-temperature regimes, this might lead to a somewhat higher than expected rate coefficient, comparable (but still lower) to the collisional rate coefficient. Thus the interaction between the singlet ground state of CO₂ and the triplet ³B₂ state of CO₂ is taken care of. A schematic of the overall model discussed in this work is presented in figure 8. The ground state is labeled as X, the excited triplet state as B, and their respective vibrational modes are presented. Arrows point and label to show what kind of interactions are present in this model.

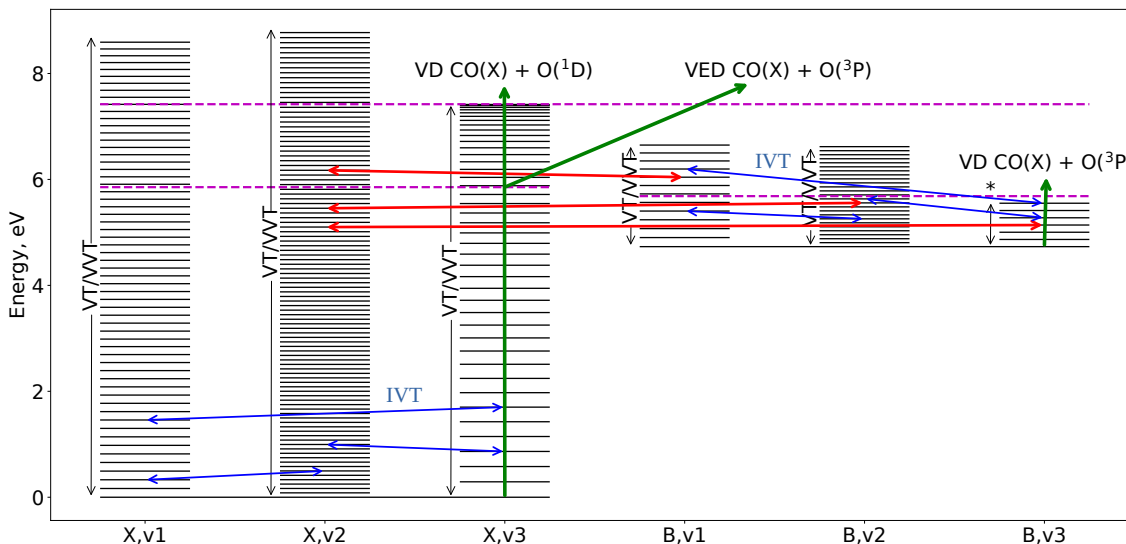


FIG. 8. Schematic of kinetic model with included levels and types of interactions between levels. Dissociation reactions indicate the products of dissociation and the dashed lines represent crossings or dissociation limits for certain configurations of CO₂. The exact spacings between adjacent vibrational levels are reported in the figure.

G. Macroscopic Chemistry

At this point, some simulations were conducted to test if the model with its current dissociation pathways is consistent with typical dissociation times and degrees for CO₂. A 1D shock wave at 3690 m/s was simulated passing a CO₂ gas at 1 Torr and 300K. In these conditions dissociation was expected to be noticeable on the 10⁻⁴ seconds scale and the gas would be nearly in equilibrium under a second. These are general expectations based on simulations using the macroscopic models of Park *et al.*¹²⁷ and Cruden, Brandis, and Macdonald⁹⁹. We are not expecting to reproduce the aforementioned models but rather to obtain similar results within limits of reasonability provided by the macroscopic models. Figure 9 presents in blue the CO₂ mole fraction of this first simulation with the model described so far. This result fails to meet the expected macroscopic physical behaviour for these conditions as the flow has not arrived to equilibrium after 1 second. As such, other mechanisms important for CO₂ decomposition should be added to further complement the model. Usually these chemical processes are not available in a state-to-state form. A

redistribution of a reaction rate may be carried out to transform a macroscopic reaction:



into a set of vibrational state-to-state rates of the same reaction:



The redistribution employed in this work is identical to the one found in¹²⁸. A brief description is warranted here. Redistributing a macroscopic reaction rate to a state to state reaction rates relies on the balance of energy of a reaction. If the reagents have energy above the activation energy E_a , then the reaction is exothermic, if not the reaction is endothermic. E_a is taken as the balance of the enthalpies of formation between the products and reagents of the reaction or alternatively with the third Arrhenius coefficient θk_B converted to a suitable unit. We assume the shape of the exothermic state to state reactions to be:

$$K_\nu(T) = A_\nu T^n \exp\left(-\frac{\theta}{T}\right) \quad (31)$$

and the endothermic state to state reactions to be:

$$K_\nu(T) = B_\nu T^n. \quad (32)$$

where A_ν and B_ν are vibrational-state specific coefficients. We further assume that A_ν has the shape,

$$A_\nu = b \frac{E_a - E_\nu}{E_a - E_-} \quad (33)$$

and B_ν has the shape,

$$B_\nu = b \frac{E_+ - E_a}{E_\nu - E_a}, \quad (34)$$

where b is some coefficient dependent on temperature, E_ν is the energy of level ν and E_- is the last level where the reaction is endothermic and E_+ the first level in which the reaction is exothermic.

We then take a macroscopic reaction rate K_{macro} , and force this equality be true:

$$K_{\text{macro}}(T) = \sum_{\nu} K_\nu(T) \frac{g_\nu \exp[-E_\nu/(k_B T)]}{Q_\nu} \quad (35)$$

where g_ν is the degeneracy of level ν , E_ν the energy of level ν and Q_ν the vibrational partition function of the considered levels for redistribution. Following the above equation, we substitute

the assumed shapes for the state to state reaction rates and the functions of A_v and B_v to solve for b ,

$$b = \frac{K_{\text{macro}} Q_v}{\sum_{E=0}^{E_-} \frac{E_a - E_v}{E_a - E_-} g_v \exp(-T_a/T) + \sum_{E_+}^{E_{\text{max}}} \frac{E_+ - E_a}{E_v - E_a} \exp(-E_v/(k_B T))}. \quad (36)$$

This yields a state to state reaction rate set that is self-consistent with the initial macroscopic reaction rate. In this work we only consider the vibrational manifold of the ground state of CO₂ for redistribution, assuming that the triplet CO₂ effects are negligible.

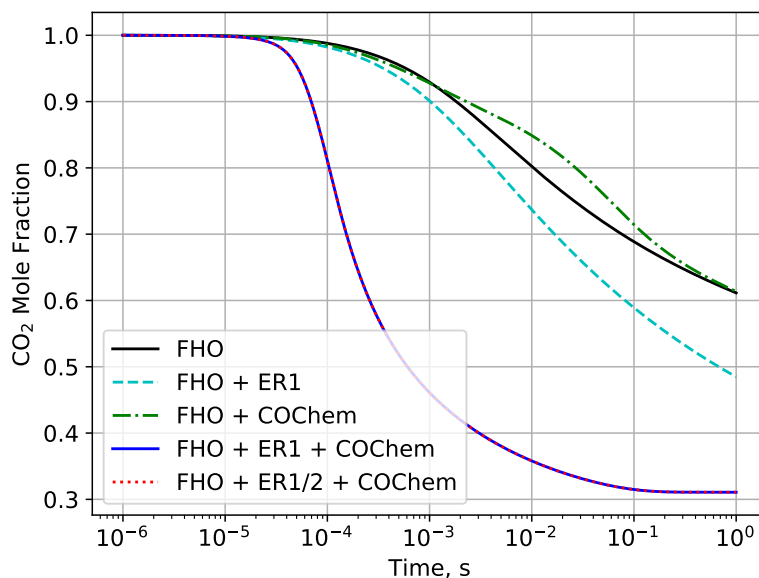


FIG. 9. CO₂ simulated mole fraction in a 3690 m/s shock at 133 Pa in pure CO₂. The different lines correspond to the inclusion or exclusion of certain reactions. FHO corresponds to the model schematized in fig. 8. The inclusion of the exchange reaction $\text{CO}_2 + \text{O} \longleftrightarrow \text{CO} + \text{O}_2$ (Sharipov), the $\text{CO}_2 + \text{C} \longleftrightarrow \text{CO} + \text{CO}$ and the CO chemistry to the aforementioned FHO model are labeled ER1, ER2 and COChem respectively. The reaction $\text{CO}_2 + \text{C} \longleftrightarrow \text{CO} + \text{CO}$ is seen to considerably enhance dissociation of CO₂, reducing the characteristic decomposition time to 10^{-4} – 10^{-5} s

1. $\text{CO}_2 + \text{O} \longleftrightarrow \text{CO} + \text{O}_2$ exchange processes

It has been experimentally observed that the addition of O atoms to the gas composition increases the dissociation rate of CO₂²⁹. This is usually attributed to the exchange reaction $\text{CO}_2 +$

$\text{O} \longleftrightarrow \text{CO} + \text{O}_2$. Tab. V presents some of the different exchange reaction rates found in literature and considered for this work. Reactions 1 and 2 are taken from experimental studies^{129,130} of the inverse reaction $\text{CO} + \text{O}_2 \longleftrightarrow \text{O}_2 + \text{O}$. The first reported source is the original experiment and the second is where the rate coefficient for the $\text{CO}_2 + \text{O} \longleftrightarrow \text{CO} + \text{O}_2$ reaction was reported. Reaction rate 3 from⁶⁷ is mentioned as an adaptation from¹³¹ but it is not made clear how this adaptation was performed. Rate 4 was originally reported in¹³². The original document could not be found and as such it is not known whether this rate is experimental or calculated through other means. Rates 5, 6, and 7 are presented as Arrhenius fit coefficients valid in the 800 – 5,000 K region from QCT calculations carried out by Sharipov and Starik¹³³ on the $\text{CO} + \text{O}_2$ collision. Rate 5 assumes a Boltzmann distribution of the internal states of all intervening chemical species. Rates 6 and 7 are state to state rates corresponding to different seams of crossing between the $\text{CO} + \text{O}_2$ ground states intermolecular potential and $\text{CO}_2 + \text{O}$ intermolecular potential. The first crossing allows only the production of ground state oxygen, $\text{O}(^3\text{P})$ while the second crossing also produces $\text{O}(^1\text{D})$. The authors of¹³³ decided not to branch the production of different O levels as this reaction is negligible compared to others presented in the same work. An additional reaction is presented in¹³³ where $\text{CO} + \text{O}_2(\text{a})$ produces $\text{CO}_2 + \text{O}$ but the contribution of $\text{O}_2(\text{a})$ will be neglected in this work and considered only for future developments of this model. Finally, rate 8 coefficients were obtained from sensitivity analysis of combustion experiments in Varga PhD Thesis¹³⁴ and reported to have low uncertainty. An inversion of rates 5 to 8 were performed using the SPARK code by computing the partition functions of intervening molecules and the equilibrium constant of the $\text{CO} + \text{O}_2 \longleftrightarrow \text{CO}_2 + \text{O}$ reaction. As such the presented 5 to 8 rates in table V correspond to the $\text{CO} + \text{O}_2 \longrightarrow \text{CO}_2 + \text{O}$ inverse reaction. The forward reaction rates were fitted through a 9th order polynomial as:

$$K = \exp\left(\frac{a}{\bar{T}^3} + \frac{b}{\bar{T}^2} + \frac{c}{\bar{T}} + d \log(\bar{T}) + e + f\bar{T} + g\bar{T}^2 + h\bar{T}^3 + i\bar{T}^4\right). \quad (37)$$

The coefficients for reactions 5 to 8 using the above equation are reported in tab. VI. Reaction rates 1 to 5 and 8 were assumed to involve only the ground state of each chemical species. Reactions 6 and 7 were used to derive a reaction rate coefficient for the $\text{CO}_2 + \text{O}(^3\text{P}) \longleftrightarrow \text{CO} + \text{O}_2$ and $\text{CO}_2 + \text{O}(^1\text{D}) \longleftrightarrow \text{CO} + \text{O}_2$ reactions by assuming a 50 : 50 branching for O atoms in rate 7. The addition of k_6 and half of k_7 are labeled as 'Sharipov StS 1' and half of k_7 is labeled as 'Sharipov StS 2' in figure 10 where these rate coefficients are plotted along with k_1 to k_5 and k_8 of table V. The collisional rate coefficient of the $\text{CO}_2 + \text{O}$ collision is also plotted in black in the same figure.

Back to fig. 9, the curve with the redistributed CO₂ + O exchange reaction reported by Sharipov¹³³ and denoted k_5 in table V, is plotted with the label 'FHO + ER'. An improvement to the previous model is obtained but still far from an equilibrium state at the second time scale.

TABLE V. Reaction rates for the CO₂ + O \longleftrightarrow CO + O₂ (direct or inverse) found in literature and considered for this work. Reactions 1 to 4 are rates for CO₂ + O \longrightarrow CO + O₂ and reactions 5 to 8 are for the inverse reaction.

#	A (cm ³ /mol/s)	n	θ (K)	Notes	Source
k_1	2.11e+13	0.0	6,651	2,400-3,000 K	129,131
k_2	2.10e+13	0.0	27,800	1,700-3,500 K at 1.8 bar	130,127
k_3	2.14e+12	0.0	22,848	Adapted from k_1	67
k_4	2.71e+14	0.0	33,800	-	132,99
k_5	4.32e+7	1.618	25,018	inv. reac., 800-5,000 K	133
k_6	7.63e+6	1.670	26,950	O(³ P), see k_5	133
k_7	5.18e+6	1.728	33,470	O(¹ D) and O(³ P), see k_5	133
k_8	2.88e+12	0.0	24,005	inv. reac., set of exp.	134

2. CO₂ + C \longleftrightarrow CO + CO exchange reaction

An important reaction in industrial processes is the Boudouard reaction 2CO \longleftrightarrow CO₂ + C. In the aforementioned processes this usually involves a phase change of the product carbon and is one of the reactions responsible for the creation of soot. Therefore, most available data does not consider all chemical species in the gaseous phase. The NIST Chemical Kinetics Database contains two estimates for the reaction rate coefficient at 300 K for the reaction CO₂ + C \longrightarrow 2CO. We will take the lowest estimate which is also the most recent¹³⁵ as $k_f = 6.022 \times 10^8$ cm³/mole/s.

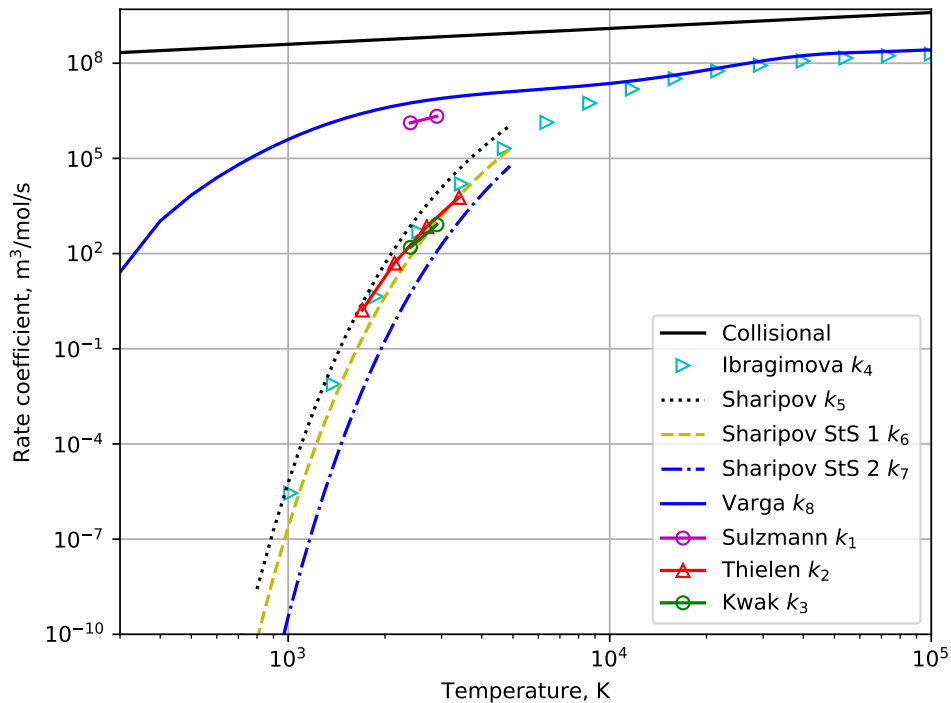


FIG. 10. Exchange reactions $\text{CO}_2 + \text{O} \longleftrightarrow \text{CO} + \text{O}_2$ found in some works in literature plotted against the collisional $\text{CO}_2 + \text{O}$ rate coefficient.

TABLE VI. Coefficients for the $\text{CO} + \text{O}_2 \longrightarrow \text{CO}_2 + \text{O}$ reactions 5 to 8 of table V using equation 37 for fitting. Units are in $\text{cm}^3/\text{mol/s}$.

	a	b	c	d	e	f	g	h	i
k_5	-4.071e-1	2.888e+0	-3.693e+1	-1.716e+0	3.578e+1	4.620e-1	-7.840e-3	6.734e-5	-2.220e-7
k_6	2.643e-5	2.072e+2	-3.115e+1	1.678e+0	2.969e+1	-5.880e-4	9.232e-6	-8.196e-8	2.877e-10
k_7	2.377e-5	2.073e+2	-3.767e+1	1.736e+0	2.970e+1	-5.871e-4	9.217e-6	-8.182e-8	2.872e-10
k_8	-4.071e-1	2.888e+0	-1.194e+1	-3.334e+0	3.571e+1	4.619e-1	-7.840e-3	6.734e-5	-2.219e-7

We give a temperature dependence to this reaction as:

$$k_f(T) = \frac{k_f(300\text{K})}{Z(300\text{K})} Z(T) \quad (38)$$

where $Z(T)$ is the $\text{CO}_2 + \text{C}$ collisional rate coefficient. This formulation may be interpreted as the total ratio of collisions $\text{CO}_2 + \text{C}$ to collisions resulting in $\text{CO} + \text{CO}$ or other products is constant.

After the expansion, a redistribution as described in this section is carried out. Despite being an important industrial process, in the gaseous phase this reaction is not expected to be important since C atoms are very reactive and disappear fast in gaseous environments to form other compounds. It is included just for the sake of completeness. The inclusion of this reaction is represented in figure 9 with the label 'FHO + ER1/2 + COChem'. As a relatively negligible process it did not justify a simulation by itself and the previously discussed mechanisms and as such was added later.

3. Quenching of O atoms

Quenching of atomic O is also introduced in the model. Specifically, the reaction $O(^1D) + M \longleftrightarrow O(^3P) + M$ is addressed with data from literature. Before that, a brief discussion on the importance of this mechanism is carried here. The appendix of the work of Fox and Hać¹³⁶ provides an extensive review of cooling mechanisms of hot O atoms. These hot atoms need not be electronically excited O: even translationally excited $O(^3P)$ atoms may redistribute their energy to the ro-vibrational modes of molecules. Important collision partners are CO, O₂ and CO₂. One contribution¹³⁷ has even reported an efficient deposition of translational energy into the ro-vibrational modes of CO₂. Additionally, the importance of the excited $O(^1D)$ atom cannot be understated as it's excess energy may be redistributed to vibrationally excited O₂ and CO₂ molecules through the reactions: $O(^1D) + CO_2 \longleftrightarrow O_2(v,J) + CO + 1.63 \text{ eV}$ and $O(^1D) + CO_2 \longleftrightarrow O(^3P) + CO_2(v,J) + 1.97 \text{ eV}$. However, in this work we will only deal with quenching reactions like $O(^1D) + M \longleftrightarrow O(^3P) + M$. Some measurements of the reaction rate coefficients at 300 K are summarized in tab. VII. These reactions are given a temperature dependence according to eq. 38 and fitted to Arrhenius rates

$$k_f = AT^n \exp\left(-\frac{\theta}{T}\right). \quad (39)$$

A reaction rate coefficient with partner $O(^3P)$ is also available from¹³⁸ but with no temperature validity range, with the shape:

$$k_f = A + B\sqrt{T} + CT \quad (40)$$

and coefficients $A = 7.66 \times 10^{-12}$, $B = 2.13 \times 10^{-13}$ and $C = -1.84 \times 10^{-15}$ in units of cm³/part./s. An Arrhenius fit was performed on this reaction from 300 up to 2500 K and checked for consistency up to 100,000 K. The Arrhenius coefficients of the fitted O quenching reactions are found in table VIII.

TABLE VII. Quenching reaction rates of $O(^1D) + M \longleftrightarrow O(^3P) + M$ at 300 K. Units are $10^{-10} \text{cm}^3/\text{part/s}$.

M	CO ₂	CO	O ₂
k_f	1.03	0.3	0.41
Source	139	140	141

 TABLE VIII. Quenching reaction rates of $O(^1D) + M \longleftrightarrow O(^3P) + M$ fitted by Arrhenius expressions.

M	CO ₂	CO	O ₂	O(¹ D)
A ($10^{12} \text{cm}^3/\text{mol/s}$)	3.58	1.04	1.43	4.21
n	0.50	0.50	0.50	0.088
θ (K)	0.00	0.00	0.00	21.91

4. Other rates

Other processes, not directly related to CO₂, could still make an impact on the concentration of CO₂. As such we have included the thermochemistry for CO, reported in the work of Cruden *et al.*⁹⁹, into our kinetic model. In these reactions we have assumed that O is in its ground state. The rates we have included are presented in tab. IX. In fig. 9 the label 'COChem' indicates the inclusion of the reactions in tab. IX of the simulation. In the curve with label 'FHO + COChem' the CO₂ mole fraction is closer to the base 'FHO' model than the curves with the exchange reaction $\text{CO}_2 + \text{O} \longleftrightarrow \text{CO} + \text{O}_2$ labeled 'FHO + ER1', 'FHO + ER1 + COChem' and 'FHO + ER1/2 + COChem'. The latter curves indicate that the inclusion of the CO₂ + O exchange reaction is essential to obtain a better dissociation trend for CO₂. Adding the thermochemistry in⁹⁹ provides a source of O atoms which accelerate the CO₂ decomposition.

H. Final dataset

To summarize the model developed in this work, reaction labels and number of reactions are presented in tab. X. This excludes the macroscopic reactions from⁹⁹, since these are presented in

TABLE IX. Reactions and Arrhenius coefficients proposed in⁹⁹

Reaction	A (cm ³ /mol/s)	n	θ (K)	Source
CO + M \longleftrightarrow C + O + M	7.99×10^{38}	-5.5	129,000	142
C ₂ + O \longleftrightarrow CO + C	3.61×10^{14}	0.0	0.0	143
C ₂ + M \longleftrightarrow C + C + M	1.82×10^{15}	0.0	64,000	143
CO + O \longleftrightarrow C + O ₂	3.9×10^{13}	-0.18	69,200	127
O ₂ + M \longleftrightarrow O + O + M	1.2×10^{14}	0.0	54,246	144
C + e ⁻ \longleftrightarrow C + e ⁻ + e ⁻	3.7×10^{31}	-3.0	130,700	127
O + e ⁻ \longleftrightarrow O ⁺ + e ⁻ + e ⁻	3.9×10^{33}	-3.78	158,500	145
CO + e ⁻ \longleftrightarrow CO ⁺ + e ⁻ + e ⁻	4.5×10^{14}	0.275	163,500	146
O ₂ + e ⁻ \longleftrightarrow O ₂ ⁺ + e ⁻ + e ⁻	2.19×10^{10}	1.16	130,000	146
C + O \longleftrightarrow CO ⁺ + e ⁻	8.8×10^8	1.0	33,100	127
CO + C ⁺ \longleftrightarrow CO ⁺ + C	1.1×10^{13}	0.0	31,400	127
O + O \longleftrightarrow O ₂ ⁺ + e ⁻	7.1×10^2	2.7	80,600	35
O ₂ + C ⁺ \longleftrightarrow O ₂ ⁺ + C	1.0×10^{13}	0.0	9,400	127
O ₂ ⁺ + O \longleftrightarrow O ₂ + O ⁺	2.19×10^{10}	1.16	130,000	35

tab. IX. There are 11 species in the model: CO₂, CO, O₂, C₂, C, O, CO⁺, O₂⁺, C⁺, O⁺, e⁻, two of which are state specific, CO₂ with 201 vibronic levels and O with 2 electronic levels. The model contains a total of 22,569 reactions, only 14 of which are not STS.

Heavy-Impact Vibrational Excitation and Dissociation Processes in CO₂

TABLE X. List of reactions included in our CO₂ kinetic model. Not listed are the reactions taken from the kinetic scheme in⁹⁹ which describes CO thermochemistry. These reactions can be found in table IX.

	Name	Type	#Reac.
R1	$\text{CO}_2(\text{X}, v'_1) + \text{M} \leftrightarrow \text{CO}_2(\text{X}, v''_1) + \text{M}$	VT	1770
R2	$\text{CO}_2(\text{X}, v'_2) + \text{M} \leftrightarrow \text{CO}_2(\text{X}, v''_2) + \text{M}$	VT	5050
R3	$\text{CO}_2(\text{X}, v'_3) + \text{M} \leftrightarrow \text{CO}_2(\text{X}, v''_3) + \text{M}$	VT	861
R4	$\text{CO}_2(\text{X}, v'_1) + \text{CO}_2(\text{X}, v'_1) \leftrightarrow \text{CO}_2(\text{X}, v'_1+1) + \text{CO}_2(\text{X}, v'_1-1)$	VVT	58
R5	$\text{CO}_2(\text{X}, v'_2) + \text{CO}_2(\text{X}, v'_2) \leftrightarrow \text{CO}_2(\text{X}, v'_2+1) + \text{CO}_2(\text{X}, v'_2-1)$	VVT	99
R6	$\text{CO}_2(\text{X}, v'_3) + \text{CO}_2(\text{X}, v'_3) \leftrightarrow \text{CO}_2(\text{X}, v'_3+1) + \text{CO}_2(\text{X}, v'_3-1)$	VVT	41
R7	$\text{CO}_2(\text{X}, v'_1) + \text{M} \leftrightarrow \text{CO}_2(\text{X}, v''_2) + \text{M}$	IVT	5900
R8	$\text{CO}_2(\text{X}, v'_1) + \text{M} \leftrightarrow \text{CO}_2(\text{X}, v''_3) + \text{M}$	IVT	2478
R9	$\text{CO}_2(\text{X}, v'_2) + \text{M} \leftrightarrow \text{CO}_2(\text{X}, v''_3) + \text{M}$	IVT	4200
R10	$\text{CO}_2(\text{B}, v'_1) + \text{M} \leftrightarrow \text{CO}_2(\text{B}, v''_1) + \text{M}$	VT	78
R11	$\text{CO}_2(\text{B}, v'_2) + \text{M} \leftrightarrow \text{CO}_2(\text{B}, v''_2) + \text{M}$	VT	325
R12	$\text{CO}_2(\text{B}, v'_3) + \text{M} \leftrightarrow \text{CO}_2(\text{B}, v''_3) + \text{M}$	VT	21
R13	$\text{CO}_2(\text{B}, v'_1) + \text{CO}_2(\text{B}, v'_1) \leftrightarrow \text{CO}_2(\text{B}, v'_1+1) + \text{CO}_2(\text{B}, v'_1-1)$	VVT	11
R14	$\text{CO}_2(\text{B}, v'_2) + \text{CO}_2(\text{B}, v'_2) \leftrightarrow \text{CO}_2(\text{B}, v'_2+1) + \text{CO}_2(\text{B}, v'_2-1)$	VVT	24
R15	$\text{CO}_2(\text{B}, v'_3) + \text{CO}_2(\text{B}, v'_3) \leftrightarrow \text{CO}_2(\text{B}, v'_3+1) + \text{CO}_2(\text{B}, v'_3-1)$	VVT	6
R16	$\text{CO}_2(\text{B}, v'_1) + \text{M} \leftrightarrow \text{CO}_2(\text{B}, v''_2) + \text{M}$	IVT	300
R17	$\text{CO}_2(\text{B}, v'_1) + \text{M} \leftrightarrow \text{CO}_2(\text{B}, v''_3) + \text{M}$	IVT	84
R18	$\text{CO}_2(\text{B}, v'_2) + \text{M} \leftrightarrow \text{CO}_2(\text{B}, v''_3) + \text{M}$	IVT	175
R19	$\text{CO}_2(\text{X}, v'_2) + \text{M} \leftrightarrow \text{CO}_2(\text{B}, v''_1) + \text{M}$	VE	103
R20	$\text{CO}_2(\text{X}, v'_2) + \text{M} \leftrightarrow \text{CO}_2(\text{B}, v''_2) + \text{M}$	VE	311
R21	$\text{CO}_2(\text{X}, v'_2) + \text{M} \leftrightarrow \text{CO}_2(\text{B}, v''_3) + \text{M}$	VE	163
R22	$\text{CO}_2(\text{X}, v'_3) + \text{M} \leftrightarrow \text{CO} + \text{O}({}^1D) + \text{M}$	VD	42
R23	$\text{CO}_2(\text{X}, v'_3) + \text{M} \leftrightarrow \text{CO} + \text{O}({}^3P) + \text{M}$	VE/VD	42
R24	$\text{CO}_2(\text{B}, v'_3) + \text{M} \leftrightarrow \text{CO} + \text{O}({}^3P) + \text{M}$	VD	7
R25	$\text{CO}_2(\text{X}, v'_{1,2,3}) + \text{O}({}^3P) \leftrightarrow \text{CO} + \text{O}_2$	Zeldov.	201
R26	$\text{CO}_2(\text{X}, v'_{1,2,3}) + \text{C} \leftrightarrow \text{CO} + \text{CO}$	Zeldov.	201
R27	$\text{O}({}^1D) + \text{M} \leftrightarrow \text{O}({}^3P) + \text{M}$	Quench.	4

I. Underlying assumptions and restrictions

CO₂ is a triatomic molecule and consequently it has more degrees of freedom than a diatomic molecule. This induces complexities in the sense that modeling for such molecules needs to be tractable with a reasonable number of levels and rates, compatible with current-day computational resources. In this sense, much more restrictions and assumptions than in the case of diatomic molecules need to be brought. For example, diatomic molecules state-to-state models customarily assume a Boltzmann equilibrium for the rotational levels, solely modeling a reasonable number of vibrational and electronic states (in order of the hundred). For CO₂ not only this has to be assumed, but furthermore additional restrictions have to be brought regarding the different vibrational degrees of freedom. These include:

- Full separation of the three vibrational modes of CO₂, only considering its so-called *extreme states*. This means that for example the rate $\text{CO}_2(n', m', p') \rightarrow \text{CO}_2(n'', m', p')$ will be the same no matter what the m and p quantum numbers are. The calculations by Billing⁵⁴ shown that differences from a factor of 5 (at room temperature) down to a factor of 1.5 (at 2000 K) exist for these rate coefficients with different m and p . This is perhaps the most significant limitation of our model, with implications on the modeling of higher, near-dissociation levels, which we will discuss more ahead. Nevertheless, this allows us to achieve a computationally tractable model with about $N \approx 250$ levels instead of the $N \approx 10,000^+$ real ground state levels of CO₂.
- For the same reasons, there is no specific accounting of the l_2 bending quantum numbers, and transitions from any $v_2^{l_2}$ levels are assumed to have equivalent rates. Billing calculations from Ref.¹⁴⁷ predict differences ranging from a factor of 5 to one order of magnitude in transitions from the same v_2 level, depending on the l_2 quantum number.
- We extrapolate the CO₂ PES in its 3 modes limit (*ss*, *be*, *as*) by a representative repulsive and near-dissociation potential. While this is not as accurate as defining a proper PES near-dissociation potential (which is not carried out in the NASA–Ames–2 PES), we should still be capable of providing correct near-dissociation trends, as compared with the usual extrapolation of polynomial expansions. Past similar approaches for diatomic molecules have provided quite accurate results¹⁰⁹.

In addition to those, other limitations currently exist, but could easily be waived in future works:

- Considering an isotropic Morse-like intermolecular potential, and assuming the collision as 1D with the application of a steric factor. Comparisons carried out with the FHO model against PES-based methods show that rates with the same order of magnitude are predicted. However the temperature dependence at low-temperatures is poorly reproduced by the FHO model, and attractive low-temperature effects should be modeled resorting to the Sharma-Brau⁵¹ theory, and added to the rate provided by the FHO theory. Results in the higher temperature limit have a better agreement with PES results, as would be expected in the Landau-Teller limit (increasing $\log(K_f)$ over $T^{-1/3}$). Regarding the scaling of rates to higher vibrational quantum levels, there is not enough PES-based data to provide a meaningful comparison. In any case, since this work is mostly concerned with mid to high-temperature regimes, we may safely neglect these low-temperature limits below room temperature.
- The rates of collision are the same independently of the collisional partner, which is assumed to be CO₂. This assumption is temporarily used as a matter of convenience, since our worked examples are applied to pure CO₂ flows. This assumption will need to be revisited for increasing the accuracy of the database or allowing for simulations of highly diluted CO₂ flows (typically in Helium or Argon baths).

IV. RESULTS

The results of the developed model are shown and discussed in this section. Firstly we present and discuss some of the calculated rates in tab. X. Then, we showcase simulations of an isothermal gas with no dissociation, a CO₂ gas excitation and relaxation with dissociation and recombination simulations, which are presented and discussed with an emphasis on the behaviour of the modes of CO₂ and mechanisms for the decomposition. Secondly, a comparison against available shock-tube data is performed.

A. Rates Dataset

This subsection will present some of the calculated rates presented in table X. Notably, mechanisms R2, R7 and R23. Mechanisms R1–R3 to R10–R12 share the same functional form. The same can be said for mechanisms R7–R9 and R16–R18. Reactions that involve a spin-forbidden interaction such as R19, R20, R21 and R23 also share some similarities.

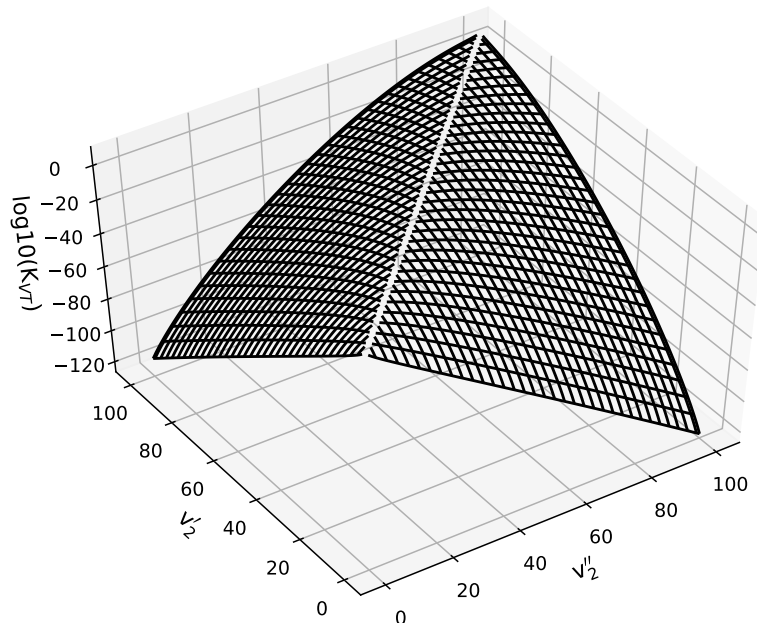


FIG. 11. Base 10 logarithm of VT rate coefficients at 5,000 K for the bending mode of CO₂. As expected, large quantum jumps have lower probability than smaller jumps, with endothermic jumps falling out faster than the reverse exothermic jumps. VT rate coefficients of other modes have the same functional shape.

Firstly, in fig. 11 the $\log_{10}(K_{VT})$ rate coefficients of the bending levels of the ground electronic state of CO₂ are shown at 5,000 K. These correspond to the rate coefficients of mechanism R2 in tab. X. It is expected that transitions with small differences in the vibrational number should be stronger than transitions with greater Δv . This is observed as the rate coefficients tend to a maximum value around the plane where $v_2' = v_2''$. The reactions with no change in vibrational number are not depicted as these correspond to no energy exchange happening. Two oblique surfaces corresponding to exothermic and endothermic reactions are observed. The exothermic reactions are slightly more likely than endothermic reactions and this is also observed by comparing the inclination of the surfaces against the z axis scale in the planes $v_2' = 100$ and $v_2'' = 100$. Reaction mechanisms R1–R3 and R10–R12 are functionally the same as R2 with some deformations that might occur when the Bessel approximation¹²² is used.

Secondly, in fig. 12 the $\log_{10}(K_{IVT})$ rate coefficients between the bending and symmetric stretch levels of ground CO₂ are shown at 5,000 K. These processes correspond to mechanism R7 in table X. As these transition probabilities are modeled as VT transitions with large changes in vibrational number, the rate coefficients drop very fast as the vibrational numbers increase.

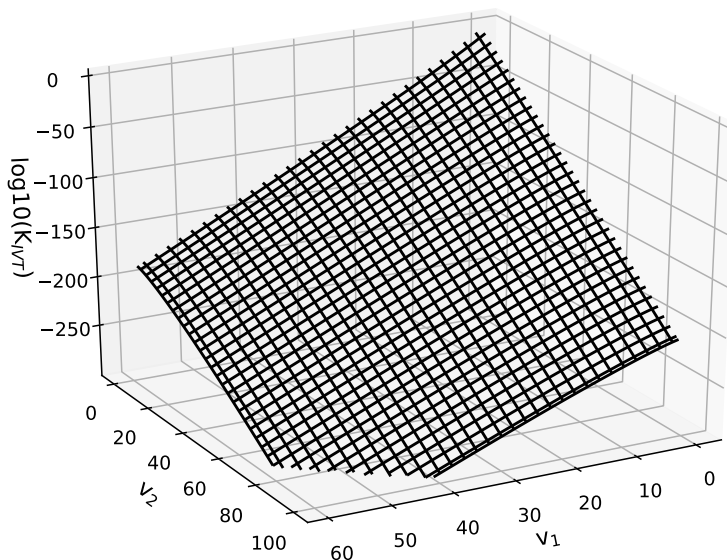


FIG. 12. Base 10 logarithm of IVT rate coefficients at 5000 K between the symmetric and bending modes of CO₂. As expected, the probability of intermode energy exchange is lowest when the vibrational numbers are high and highest when the vibrational numbers are low. Other IVT rate coefficient sets have the same functional shape.

Reaction mechanisms R8, R9 and R16–R18 share the same functional form as mechanism R7.

Finally, in fig. 13 the rate coefficients of mechanism R23 in tab. X are plotted at 1,000, 2,000 and 3,000 K. A maximum for the rate coefficient is observed at the vibrational number which is closest to the crossing between the ground state of CO₂ and the repulsive triplet state of CO₂. This is expected by the simple formulation of the Rosen–Zener probability formula in eq. 28. Mechanisms R19, R20 and R21 are also computed through the same formula and may have different crossings which will correspond to horizontal shifts in the peak of the rate coefficients plotted in fig. 13. Otherwise, the aforementioned mechanisms share the same functional form as R23.

B. Theoretical test cases

1. CO₂ isothermal

An isothermal 0D simulation was performed for a pure CO₂ gas, initially at 300 K and 2,000 Pa with the gas temperature suddenly raised to 5,000 K. For this particular simulation we have

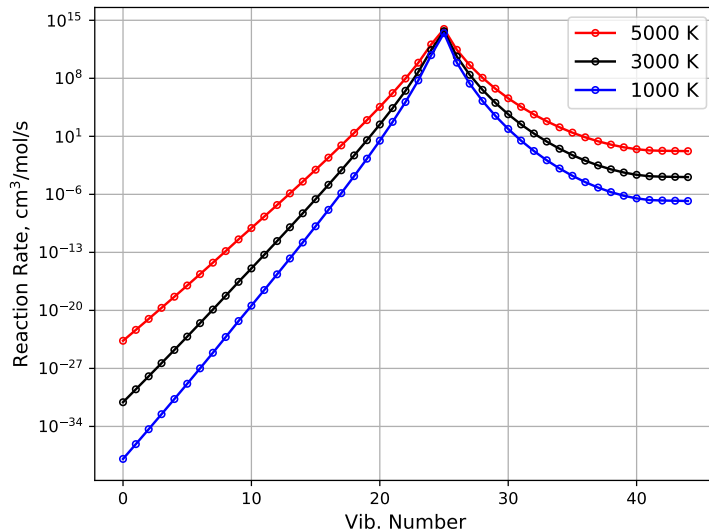


FIG. 13. Rate coefficients computed using the Rosen-Zener probability formula (eq. 28) for the dissociation mechanism R23 in tab. X. The rate coefficients are computed at 1,000, 3,000 and 5,000 K and as expected, the greater transition probabilities lie close to the crossing point between the singlet and triplet CO₂.

decided not to use dissociation processes and consider only CO₂ internal processes. Time snapshots of the mass fractions of CO₂ are plotted in fig. 14. In the top left figure, at $t = 8.52 \times 10^{-7}$ seconds the bending mode is excited much faster than the other modes. This is expected since the spacing between consecutive vibrational levels is smaller. The electronically excited CO₂ accompanies the excitation of the bending which gets more populated than the levels at the same energy of the asymmetric and symmetric stretch modes of the ground state of CO₂. Contrary to expectations the asymmetric mode is more populated than the symmetric stretch mode. That changes at $t = 2.92 \times 10^{-5}$ seconds in the top right of figure 14. At this time, the symmetric stretch mode overtakes the asymmetric stretch mode of CO₂ ground state, except in the higher energy levels of the asymmetric stretch mode. At $t = 3.18 \times 10^{-4}$ seconds the bending mode and the CO₂ triplet state are almost in their equilibrium populations. At $t = 1.14 \times 10^{-2}$ seconds all CO₂ subpopulations are in equilibrium except the asymmetric stretch mode. From these simulations and considering the possible pathways for CO₂ dissociation, it is expectable that the greatest contributor to CO₂ dissociation is the pathway through the excited triplet state of CO₂.

Heavy-Impact Vibrational Excitation and Dissociation Processes in CO₂

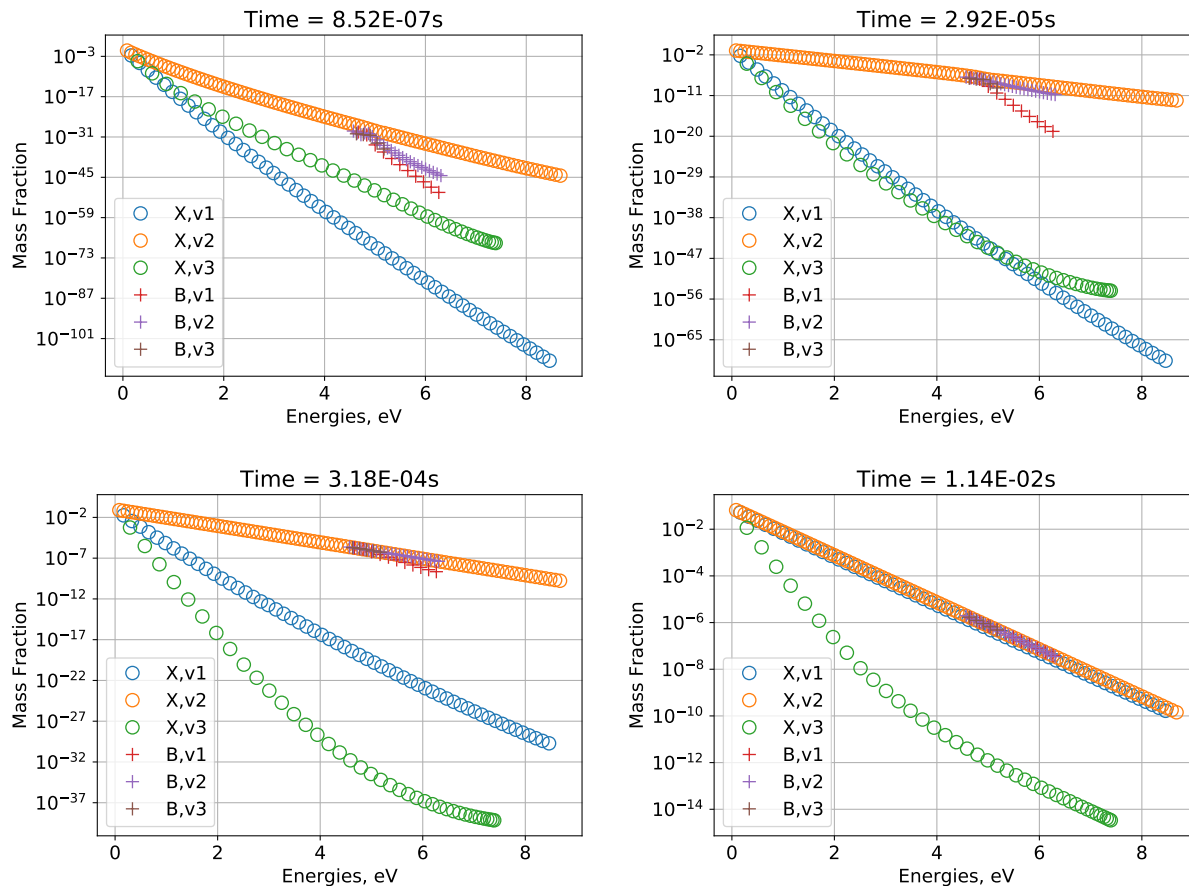


FIG. 14. Time snapshots of the CO₂ vibrational distribution in a 0D Isothermal simulation for a pure CO₂ gas at 2,000 Pa initially at 300 K and a final temperature of 5,000 K.

2. CO₂ Dissociating flow

Another 0D simulation was performed again in a pure CO₂ gas initially at 300 K and 2,000 Pa which is suddenly heated to 10,000 K and allowed to relax and dissociate. The mole fractions are plotted on the left in fig. 15. On the right, the gas temperature and the internal temperature obtained from fitting a Boltzmann distribution on the vibrational distribution of each mode of ground CO₂ are presented. There are several features that should already be expected from the discussion of the previous test-case. Firstly, the relative distribution of vibrational modes of CO₂ is in agreement with the distributions in fig. 14, except now the gas is not isothermal and as such the temperature continuously drops until thermal equilibrium is achieved. Secondly, as seen in fig. 9, the exchange reaction $\text{CO}_2 + \text{O} \longleftrightarrow \text{CO} + \text{O}_2$ dominates the decomposition of CO₂ as the creation of CO and O₂ far outpaces the production of O atoms which are created mostly through

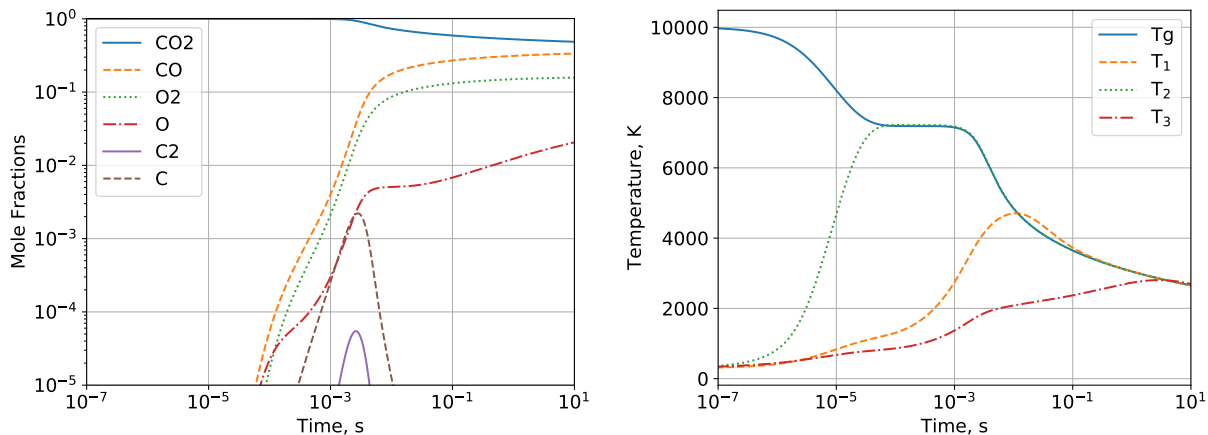


FIG. 15. Mole fractions (right) and temperatures (left) of CO₂ gas initially at 300 K and 2000 Pa suddenly heated to 10,000 K in a 0D simulation.

the VD reactions calculated through the FHO or Rosen–Zener dissociation models. Additionally, the initial temperature decay from 10⁻⁷ to 10⁻⁵ seconds stems mostly from the excitation of the bending mode and the exchange reaction $\text{CO}_2 + \text{O} \longleftrightarrow \text{CO} + \text{O}_2$ which is very efficient energy-wise as the gas temperature is mostly constant between 10⁻⁴ to 10⁻³ when the aforementioned reaction is most active. Beyond 10⁻³ seconds, chemistry becomes the most active process with dissociation of C₂ molecules into C atoms. Around 10⁻² seconds CO₂ vibrational modes are in equilibrium with each other.

3. CO₂ Recombining flow

A third and final 0D simulation attempts to capture the recombination dynamics of CO₂. The equilibrium composition of a CO₂, CO, O₂, C₂, C, O gas and their respective ions and electrons was determined at 5,000 K using the SPARK code. A very similar mixture, to round the sum of all molar fractions to 1, is determined and left at 1,000 K and 1 bar with the isothermal condition enforced. This simulation is performed twice with the $\text{CO}_2 + \text{O} \longleftrightarrow \text{CO} + \text{O}_2$ rate by Sharipov¹³³ or Varga¹³⁴ respectively. This is thus since at 1,000 K these reactions are over nine orders of magnitude different as can be respectively seen in fig. 10. It is also worth mentioning that, although most rate coefficients in fig. 10 agree with the rate from Sharipov, the rate from Varga is obtained from a sensitivity analysis of experimental data of combustion experiments. As such, it is not a whimsical comparison but a demonstration of the disparity of the CO₂ + O reaction rate estimate at

low temperatures. The mole fractions of this simulation are plotted in fig. 16 with the simple lines using the Sharipov rate and the lines with circles using the Varga rate. Very quickly, C atoms and C₂ molecules disappear from the gas and as such are not displayed in the figure. C⁺ atoms recombine slower, O⁺ and e⁻ take somewhat longer to recombine and their temporal variation is very similar. For the simulation using Sharipov's rate, O atoms start recombining into O₂ molecules at around 10⁻⁸ seconds and further combine with CO to form CO₂ at 10⁴ seconds. At around 10¹ CO₂ starts to recombine and is fully recombined around 10⁶ seconds. In contrast, the simulation using Varga's rate shows similar times for the recombination of O₂ and CO₂. The O₂ molecule concentrations diverge from the Sharipov simulation after 10⁻⁷ seconds to react with CO to create more CO₂. The O atoms are consumed more rapidly, either recombining into O₂ or into CO₂, than CO and O₂ molecules recombining into CO₂ which becomes close to fully recombined by 10⁻² seconds. It is clear that the exchange reaction $\text{CO}_2 + \text{O} \longleftrightarrow \text{CO} + \text{O}_2$ is an essential mechanism in the recombination of CO₂. Its importance and the need to obtain accurate estimates of the reaction rate of this process at low temperatures should not be understated.

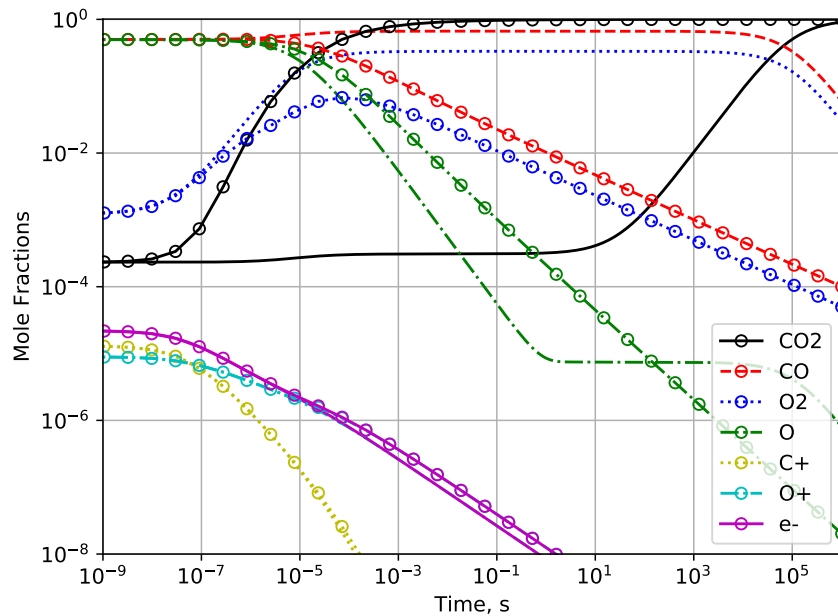


FIG. 16. Mole fractions for the C and O atom compounds and ions in a recombining isothermal gas kept at 1,000 K and 1 bar in a 0D simulation. The lines with circles correspond to the simulations using Varga $\text{CO}_2 + \text{O} \longleftrightarrow \text{CO} + \text{O}_2$ rate, those without circles to the simulations using Sharipov's rate.

C. Comparison with shock tube experiments

In 2008, a shock tube campaign was carried out in the Moscow Institute of Physics and Technology (MIPT) under a contract from the European Space Agency (ESA)^{148–150}. The objective of the study was to validate the existing CFD tools employed in the design of the EXOMARS mission. Among the employed diagnostics, a mercury lamp was used to measure the absorbance of the flow in the hot CO₂(B → X) UV band around 253.7 nm. This allows the measurement of the evolution of concentration of CO₂ in the ground state and an estimation of the time of decomposition of the shock. Seven shots were performed using this diagnostic as per tab. XI with initial temperatures of $T = 300$ K and the test gas fully composed of CO₂. 1D simulations, using the CO₂ FHO model described in this work, were carried out using the conditions of tab. XI as the upstream conditions. Variations were performed by using the reaction rate sets of the different macroscopic coefficients for CO₂ + O. In a simulated profile, it is not as much straightforward to define the incubation time as it is in an experimental signal. In this work we have defined the following criterion for computing the incubation time: The dissociation time is the time at which the derivative of the molar fraction of CO₂ is at its lowest. In other words, the time of decomposition is when the molar fraction changes curvature which represents the moment where the flow is in a quasi-steady-state. In contrast, an example of the experimental measurements performed at MIPT is shown in fig. 17 with an estimation of the time of decomposition. There is a rise in the absorption signal of CO₂ at 30 μs, which corresponds to the increase of density after the passage of the shockwave. At 60 μs, the arrival of the contact wave marks the end of the useful flow.

The results of the simulations can be found in fig. 18 with experimental points reported against the results of the FHO model with the exchange reactions described in section III G. The lowest velocity point, near 3,000 m/s is overestimated by all exchange rate coefficients except by Thielen. In fact, the simulations with this shock velocity do not have any physical significance as the model does not capture any significant dissociation. Therefore, we will ignore this point for the remainder of this analysis. As the shock velocity increases the time of decomposition decreases in a linear fashion independently of pressure. This trend is observed with whatever exchange reaction is used with the model, the inclination of the trend being what changes with the considered exchange reaction. The best results are achieved with the redistributed state-to-state reactions obtained from Varga¹³⁴ and good estimates are also achieved with the rates obtained from Sulzmannm Ibragimova and Sharipov^{129,132,133}. The results obtained from Thielen and Kwak^{67,130} do not provide

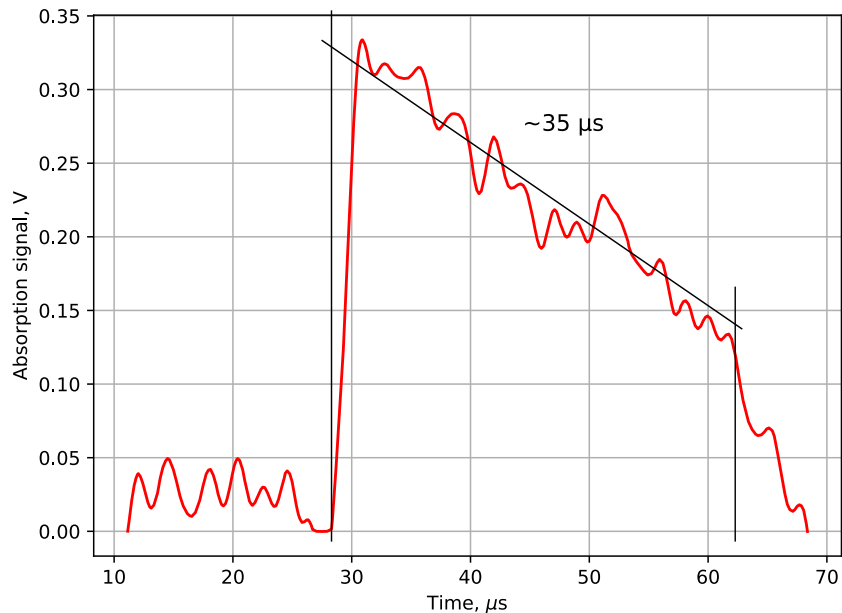


FIG. 17. Experimental measurement of CO₂ absorbance in a shock tube. The shock velocity was 3,020 m/s and the pressure in the tube 8.8 Torr corresponding to the first shot in tab. XI and the left-most point in fig. 18. Here the useful test time lies between 30 μ s with the arrival of the shockwave, and 60 μ s with the arrival of the contact wave. The black lines show how the time of decomposition can be estimated in these measurements.

TABLE XI. Shock characteristics of the experimental campaign carried out in MIPT.

Shot #	1	2	3	4	5	6	7
Pressure (Torr)	8.8	9.0	6.5	8.0	5.9	6.2	5.6
Velocity (m/s)	3,020	3,340	3,370	3,370	3,450	3,470	3,620
Incubation Time (μ s)	35	17	12	14	9	13	2

a good estimate but also obtain a linear trend. Also plotted with these models is the macroscopic model presented by Cruden *et al.* in⁹⁹. This macroscopic model underestimates the time of decomposition and does not determine the same linear trend that is expected from the experiments and other models. This may be due more to the underlying assumption of a Boltzmann distribution for the internal states, rather than any inherent inadequacy of the proposed macroscopic kinetic rates.

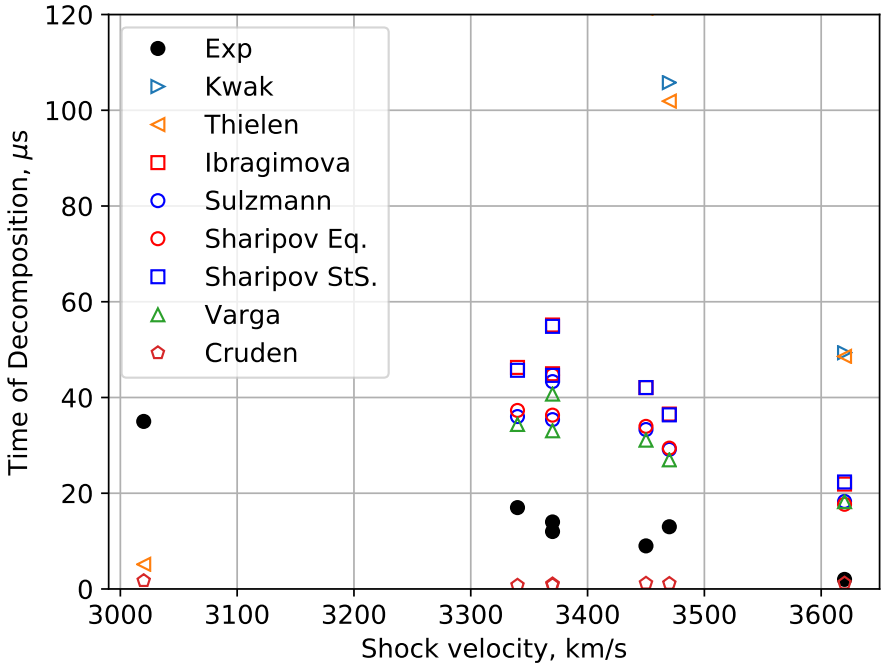


FIG. 18. Time of decomposition for several shocks in pure CO₂. Experimental points are plotted in full circles and calculated points with other symbols. A linear relationship between increasing shock speed and decreasing time of decomposition is observed in experimental and calculated points.

V. DISCUSSION

We have presented a vibrational state to state kinetic model for CO₂ with a number of improvements over current state of the art models. Firstly, the Forced Harmonic Oscillator theory has been for the first time extended to linear triatomic molecules such as CO₂ and deployed in a complete and self-contained state-to-state kinetic model tailored for heavy-impact reactions. This is a significant improvement compared to the traditional SSH scaling laws (discussed in section II B). Instead of carrying a scaling of experimental rates, we estimate the different intermolecular potentials that approximates such experimentally-determined rates and then applied it over the whole vibrational level energies manifold. Furthermore, by using the general FHO theory instead of First Order Perturbation Theories such as the SSH model, we avoid obtaining transition probabilities above one in the high-temperature regime, and in the near-dissociation limit, where energy spacings become ever smaller. These are well known shortcomings of the SSH theory¹¹⁶. More importantly, we may now account for multiquantum transitions, which are well known to become

important in higher temperature regimes¹¹⁶.

A second improvement against the current status-quo is provided by the detailed discussion on the crossings between the ground and electronic states of CO₂ which is treated in a much more consistent fashion than in past works, which make the more naïve assumption of an asymmetric mode crossing from the linear ground-state configuration of CO₂ to a near-dissociative vibrational level 70° bent excited state configuration around 5.56 eV. Instead, from the analysis of published PES, we find that PES crossings may instead arise from the bent ν_2 mode at 4.99 eV, or through the asymmetric stretch mode ν_3 at 5.85 eV. In this last case the excited state is repulsive and the CO₂ molecule is allowed to dissociate immediately after the crossing.

Ultimately these two improvements are overshadowed by the findings that the CO₂ + O \longleftrightarrow CO + O₂ reaction is quintessential to both the dissociation and recombination dynamics of CO₂. Indeed, it has been found that without the inclusion of this rate, direct dissociation and recombination processes of CO₂ become unrealistically slow, hinting that dissociation for CO₂ is likely to follow a two-step process where direct dissociation of CO₂ creates a first batch of atomic oxygen atoms O which then induce further decomposition of CO₂ into CO and O₂ products. This is consistent with the findings of our literature review in section II A.

A. Possible short-term model developments

There are certainly shortcomings in our model, which may immediately be pointed out. Nevertheless there are none which weren't also present in all previous models relying on simplified FOPT theories like SSH. Some of these flaws can be addressed in future works or updates to this database.

1. Inclusion of different collision partners and state-to-state kinetics for diatomic molecules

The vibrational-translational effects in CO and O₂ atoms could be added for a further sophistication of the model. These rates have been reasonably well modeled in the past^{151,152}. Other simple improvements would be to account for collisional partners other than CO₂ in our model. This would require a straightforward review and calibration of the FHO model against further experimental rates, in the exact same fashion that was carried out in the development of our STELLAR-CO₂ database¹¹⁹. Nevertheless this will at most lead to a 5-fold increase of the number of rates in

the model, so the real impact of these quality-of-life improvements in the model will have to be carefully weighted against its computational overhead.

2. *Improved modeling of intermode vibrational transitions*

The key shortcoming is undoubtedly the assumption for complete separability of the vibrational modes of CO₂. To include non-separated vibrational levels of CO₂ into this model several obstacles have to be lifted. Firstly, a manifold of mixed levels must be found. This has been done partially in¹⁰ where a vibrationally specific level database for CO₂(X) has been determined which reproduces the partition function of CO₂ by direct summation up to 4000 K within less than 1% error. For CO₂(³B₂) the same polynomial expression determined in this work will have to suffice while novel PES-based works are not made available. Secondly, the reduced masses of non-separated modes have to be determined. We could overcome this difficulty by writing the reactions in such a way that only a single mode is interacting at any given reaction. These reactions could be written (as an example for symmetric stretch) thus CO₂(v₁, v₂, v₃) + CO₂(v₁ + 1, 0, 0) \longleftrightarrow CO₂(v₁ + 1, v₂, v₃) + CO₂(v₁, 0, 0). While limiting, in the sense that only single quantum jumps can be modelled this way, it might become a first step in building a kinetic state to state model with no mode separability.

3. *Accounting for resonant processes*

By assuming full separability of the vibrational modes of CO₂ we neglect a series of so-called *accidental resonances* that arise in CO₂ and which may effectively redistribute vibrational energy between the different modes of CO₂. However, even considering the CO₂ *extreme states*, one may find out that a quite large number of these states might be near-resonant (with energy spacings below 100 cm⁻¹). One may apply a simplified Landau–Teller model to yield an additional set of near-resonant rates and deploy these in our model, according to the expression^{119,153,154}:

$$K'_{res}(T, \Delta E_v [\text{cm}^{-1}]) = 1.57 \times 10^{-11} \exp \left\{ \left[-\frac{(\Delta E_v)^2}{T} \right]^{1/3} \right\} [\text{cm}^3/\text{part.}/\text{s}] \quad (41)$$

While certainly not sufficient for accounting the full effects of these accidental resonance effects, this may be a better approximation than neglecting those processes altogether.

4. *Inclusion of radiative processes*

The inclusion of radiation of CO₂ may also be achieved by using the vibrationally-specific database developed in¹⁰. The database contains vibrational state-to-state Einstein coefficients which could be used by simply adding to the continuity equation the term $-A_{v'v''}N_{v'}$, which accounts for levels de-excitation through radiation losses. This would effectively model the escape of radiation from the gas. This application however, is not so straightforward as one might think. The use of extreme states in this work implies some sort of adaptation for the published Einstein coefficients that could be achieved by some sort of binning. Even after binning and distribution of spontaneous emission effects on the vibrational ladder, important Einstein coefficients of IR radiation in CO₂ are in the order of $A_{v'v''} \approx 10^3 \text{ s}^{-1}$ as in fig. 19. The time-scale of interest for spontaneous emission effects is therefore higher than the vibrational kinetics time scale. As such, the inclusion of radiation might be moot for a lot of applications but significant in others. Appropriate methods for equating these general Einstein coefficients to the vibrational modes separability is currently underway.

5. *Uncertainty in the CO₂ + O \longleftrightarrow CO + O₂ process*

As discussed in previously, the CO₂ + O \longleftrightarrow CO + O₂ reaction is essential for the decomposition of CO₂ and might as well also be critical in it's recombination through the inverse process. The rates plotted in fig. 10 are in qualitative agreement over 8,000 K but this agreement does not exist in lower temperature ranges. Most reactions surveyed in this work, both experimental and numerical are in qualitative agreement in the 1,000 to 5,000 K range. Only two rates estimate a much higher rate coefficient between 1,000 to 5,000 K, the Sulzmann¹²⁹ and Varga¹³⁴ rates both experimental. At first one might consider these rates as outliers and trust the cluster of results that are in agreement. However, the rate obtained by Varga was obtained by numerical optimization of 39 datapoints and is reported to have low uncertainty. As such the relative agreement at lower temperatures for most of the reaction rates cannot be taken for granted. With a difference of over 9 orders of magnitude to other rates at 1,000 K, it may be that this reaction has been underestimated by several authors in the low-temperature ranges. Given its importance to CO₂ chemical-kinetic processes, the emphasis on newer studies to obtain better estimates for this reaction should not be understated. Needless to say, a good quality PES-based quantum-chemistry analysis on this

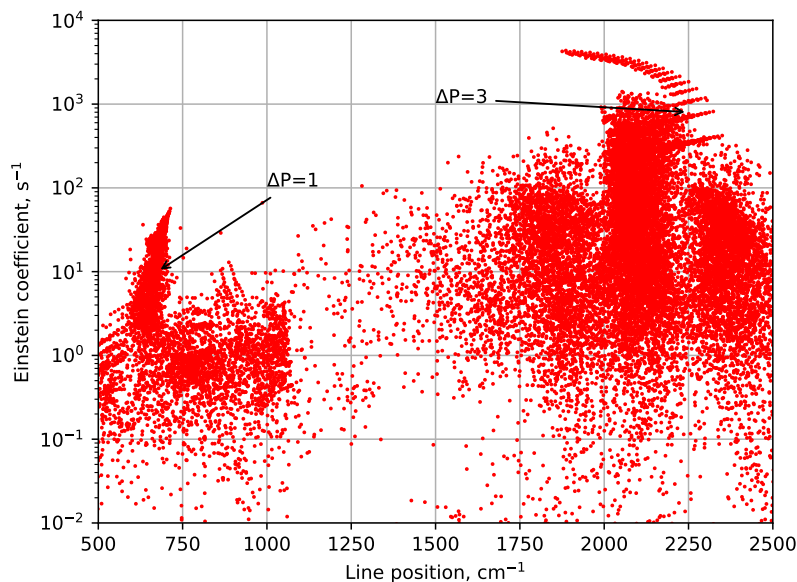
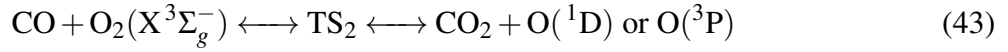
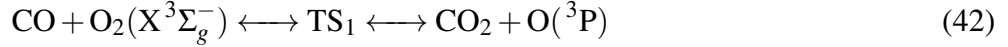


FIG. 19. Line positions and respective Einstein coefficients of vibrational bands of CO₂ IR radiation. This figure focuses on the 15 and 4.3 μm regions of the CO₂ IR spectra located around 600 and 2400 cm⁻¹ respectively. The arrows labeled ΔP= 1 and ΔP= 3 point towards the regions where polyad exchanges of that number are most common. The vibrational frequencies of CO₂ are related by $\omega_2 \approx \omega_3/3 \approx \omega_1/2$, and a pseudo-vibrational number may be written from the sum of the vibrational numbers from the so-called polyad, $P= 2v_1 + v_2 + 3v_3$. Vibrational bands can be organized in the spectrum by their polyad variation as in this figure. The ΔP= 1 and ΔP= 3 regions indicate a radiative decay of Δv₁ and Δv₃ respectively. Particularly the Δv₃ decay might be an important inclusion in the continuity equation, owing to its high Einstein coefficients.

Zeldovich process would significantly advance the insight on CO₂ dissociation processes.

Furthermore, the inverse reaction $\text{CO} + \text{O}_2 \longleftrightarrow \text{CO}_2 + \text{O}$ might hold the key for the recombination of CO₂ at high-temperatures. In figure 20 the rate coefficients for the $\text{CO} + \text{O}_2 \longleftrightarrow \text{CO}_2 + \text{O}$ reaction are plotted. Reactions k_1 , k_2 and k_{5-8} of table V are displayed along with the one reported by Baulch *et al.*¹⁵⁵ and a third STS reaction calculated by Sharipov¹³³. The STS reactions

by Sharipov are, ordered:



where the TS₁ and TS₂ are two pathways in the same collision, one leads to CO₂ + O(³P) and the other has a 50:50 branching towards CO₂ + O(³P) and CO₂ + O(¹D). The third reaction was not considered for this work as it involved the metastable O₂(a) state, the inclusion of which would make the model even more intricate. Additionally, the T^n dependency on the provided rate would exceed the collisional rate violating physical consistency. But as may be seen in figure 20, the third Sharipov STS rate coefficient (eq. 44) is 6 orders magnitude greater than the other rates at 1,000 K. Furthermore, between 2,000 and 3,000 K this rate is 3 to 2 orders of magnitude greater than the experimental rates measured by Baulch and Thielen and the rate determined by Varga¹⁵⁶, almost reaching a rate as high as Sulzmann's measurement. The metastability of the O₂(a) state and the greater reaction rate coefficient makes an compelling case for CO₂ recombination which occurs in the wakeflow of spacecraft entering Mars at a typical temperature of 2,000 K. Additionally, the creation of excited O(¹D) atoms will redistribute the energy to the ro-vibrational modes of CO₂ as discussed in the review of Fox & Hác¹³⁶. As such the study of the CO + O₂(a¹Δ_g) collision is a strong candidate for further studies. In the short term, a vibronically-specific O₂ description may be included in the current model¹⁵⁷, henceforth extending it to include the specific treatment to the (a¹Δ_g) state. This will undoubtedly increase the complexity of the model but not by too much, with at least 1,500+ reactions added in.

6. *Reduced order methods*

Despite the inescapable assumption of full separability of the vibrational modes the fact still remains that our vibrationally-specific kinetic model yields an excess of 20,000 kinetic rates. This is simply not tractable for anything else than simplified 0D and 1D geometries. Therefore, the application of reduced order models appears as a natural next step for further deployments of this kinetic scheme. Interestingly, such numerical schemes have been actively discussed in the recent years, with major strides advancing the theoretical state-of-the-art. Further, as these rely on a good quality set of kinetic data, the model in this work appears almost as tailor-made for the application

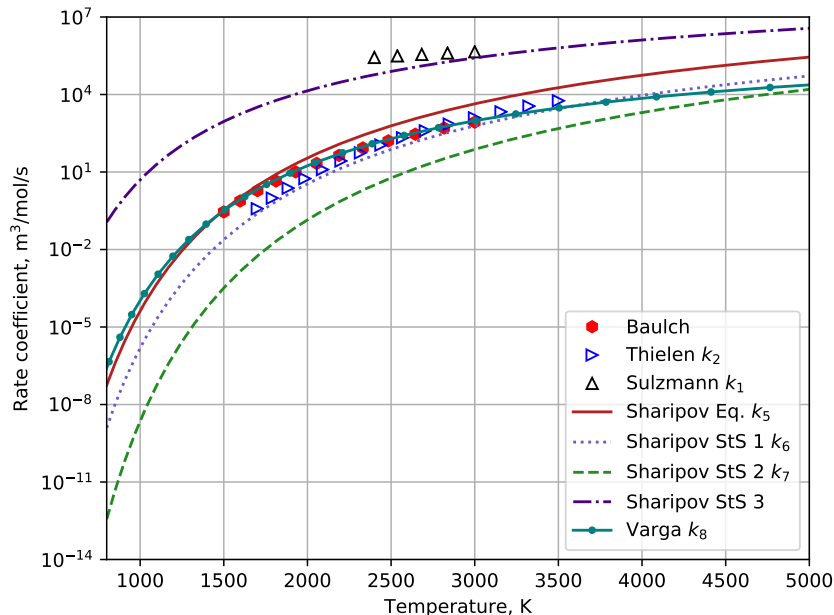


FIG. 20. Reaction rate coefficients of the reaction $\text{CO} + \text{O}_2 \longleftrightarrow \text{CO}_2 + \text{O}$

of a reduced-order model as an additional layer. Two approaches are at the forefront of these reduced-order methods: Binning and Fokker–Planck methods

- Binning methods:** Binning is the process in which levels and processes are bundled together thereby reducing the number of de-facto individual states to be tracked in a state-to-state simulation making it more alike a macroscopic chemistry model. Some strategies and binning algorithms are described in^{7,158,159}. To build binned levels and processes, a state-to-state model has to be given as input. In Sahai’s thesis⁷ a CO₂ SSH based model with over 9,000 levels (representing 9,000+ ODEs to be solved) was reduced using a binning strategy to obtain a good match with state-to-state results using as few as 30 bins. The same methods have also been applied to N₂ system with over 9300 ro-vibrational levels with similar results as CO₂. Such a reduction of problem complexity is essential to the application of state-to-state databases to spatial problems of higher order such as 2D and 3D simulations.
- Fokker–Planck methods:** Another method to obtain the vibrational distribution function of CO₂ is to replace the master equation by a drift-diffusion Fokker-Planck equation. This approach was already being developed in the 1970s and 80s^{160,161} and has been recently applied to CO₂ by a collaboration of authors^{162–165}. Instead of treating the levels of CO₂ as discrete, such as in the state-to-state approach, the states effectively become a continuum.

This is a good approximation when levels may effectively be approximated to a continuum as is the case at the onset of *vibrational chaos* for CO₂. Again, this method does not preclude the estimation of state-to-state rates for higher-levels as these are still necessary in determining coefficients necessary to solve the Fokker-Planck equation. However once more this approximation is useful in reducing computational time, as it has been reported to be up to 1000 times faster than state-to-state simulations¹⁶⁵.

B. Further steps beyond the state-of-the-art

It should be apparent by now that the authors do not consider the topic for this paper to be closed by the improvements of this work, no matter how meritorious these may be. Instead one may argue that this work exhausts the more simplified venues for modeling a complex polyatomic molecule such as CO₂. Although the expected theoretical trends are found for dissociative and recombining flows, and although quite reasonable agreement is found against experimentally available shock-tube data, it may be well the case that further progress in the accuracy and predictability of vibrationally-specific CO₂ models may only be achieved if a *tabula-rasa* is made of the current approaches, and new theoretical descriptions for CO₂ are brought forward. This is particularly critical for a better understanding of high-vibrational levels and dissociation dynamics in triatomic molecules such as CO₂.

Insight may be found outside of the more traditional views from the plasma chemistry community, which are to our opinion based on a mindset which excessively relies on past successes regarding the modeling of dynamic processes in atomic and diatomic molecules. Instead we may shortly review recent quantum-chemistry works regarding the structure of higher-lying levels of polyatomic molecules.

1. Polyads

We may start by discussing the concept of polyads, which is a useful concept when building spectroscopic Hamiltonians. There are several ways for defining the polyad but the most common is the so-called "213" defined thus

$$P_{213} = 2v_1 + v_2 + 3v_3. \quad (45)$$

The polyad number P may then be treated as a quantum number.

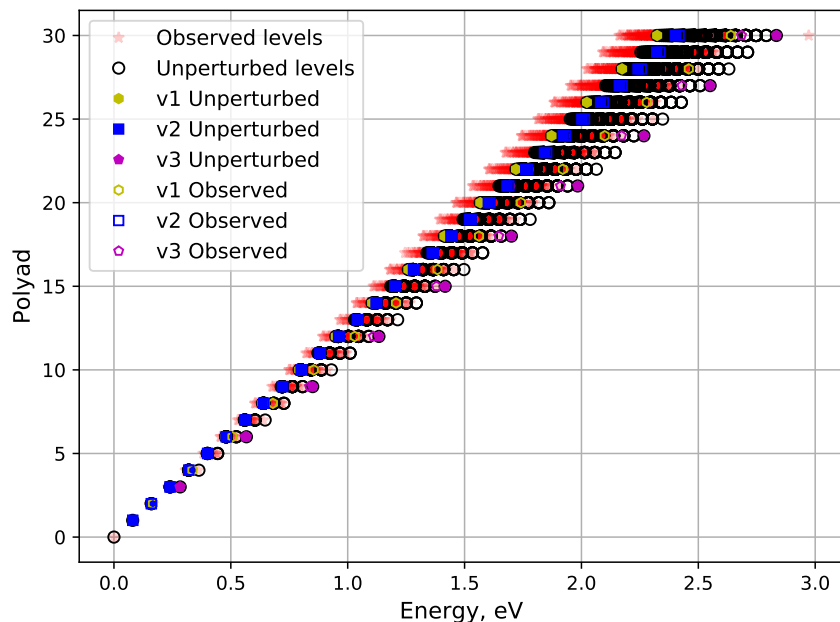


FIG. 21. Energy levels of CO₂ in eV versus the polyad P for each level. Here the polyad of a level is computed as $P = 2v_1 + v_2 + 3v_3$. This figure plots both observed levels in faded stars as well as the unperturbed levels of Chédin's polynomial¹¹⁴. Furthermore it highlights the extreme cases of pure v_1 , v_2 and v_3 levels as used in this work, the perturbed and unperturbed values. This figure serves as an illustration of *vibrational chaos* whereas for a single high-enough energy, several polyads are crossed effectively meaning several combinations of v_1 , v_2 and v_3 sharing the same symmetry or not have a similar energy. The energy need not be very high, at 1 eV polyads 11, 12 and 13 are crossed. The dissociation limit for the asymmetric mode of the ground electronic state of CO₂ is 7.42 eV and the chaos will only increase with higher energy up to dissociation.

For higher polyad numbers P , we will observe a larger scattering of the energies for each individual $P + 1$ levels in the polyad. This is shown in Fig. 21 where the energies of the different polyads are plotted against their quantum numbers, both for the perturbed (observed) levels of CO₂, and for the unperturbed levels (using Chédin's Hamiltonian¹⁶⁶). As early as $P = 6 - 7$, we start witnessing overlapping between the vibrational energies of adjacent polyads, up to overlapping from 4 different polyads for $P = 30$. This means that the grouping of levels in "lumped" resonant levels (polyads) starts failing¹⁶⁷ as soon as for about 10% of the effective dissociation of CO₂ (the ³B₂ level dissociation limit).

In addition, the molecular dynamics for the different levels of a polyad might differ signifi-

cantly, potentially affecting the transition probabilities in a collision. Kellman¹⁶⁸ carried out an analysis for the CO₂ molecule semiclassical dynamics up to $P = 8$, with an emphasis on the 2:1 Fermi resonance, using an algebraic resonance dynamics method. Trajectories for each individual quantum level were obtained in action-angle phase space, showing a varied structure. Although the strong Fermi resonance leads to the deviation of the molecule dynamics from its zero-order characteristics, as early as $P=1$, and up to $P=8$, it is also observed that different types of dynamics (so-called Type II, III, and IV) are observed for the internal quantum levels of a polyad. Then, it is not a very large leap to question to which degree collisional dynamics may differ inside a polyad, and whether it is possible to lump the polyad levels for kinetic modeling applications. This highlights how much care should be brought into defining appropriate polyad conventions, capable of achieving more or less regular internal dynamics of the molecule.

For CO₂, different polyads have been proposed and successfully applied to the interpretation of CO₂ spectroscopic data. These include $P_{214} = 2v_1 + v_2 + 4v_3$, $P_{213} = 2v_1 + v_2 + 3v_3$, and $P_{212} = 2v_1 + v_2 + 2v_3$. A recent analysis by Bermudez–Montaña et al.¹⁶⁹ shows that polyad-preserving Hamiltonians based on these three notations achieve an excellent fit of the available experimental data for the main isotopologue of CO₂ (¹²C¹⁶O), which goes up to 3.3 eV (26,550cm⁻¹). No clear distinction on the quality of the fit for each Hamiltonian was obtained, and hence no specific polyad scheme was recommended by the authors.

The limits of validity for these fitted Hamiltonians corresponds to 56% for the crossing energy to the ³B₂ state, and 44% of the dissociation energy for the asymmetric stretch potential for the ground state. It is unlikely for these polyad-preserving Hamiltonians to faithfully reproduce highly, near-dissociative levels, where anharmonic terms increase significantly. Yet, as no valid measurements or PES models exist for these energy regions of CO₂, this statement remains somewhat speculative. It might well be possible that the inclusion of polyad-breaking interactions, using Van Vleck perturbation theory¹⁷⁰ may be needed; or that phase-space Hamiltonians may prove more adequate in this energy region. Clearly there is a strong necessity for more theoretical studies on the near-dissociative levels of CO₂.

We note that this concept has also been discussed by Fridman⁶⁰ in a simplified way, wherein he considers a transition to a *vibrational quasi-continuum* once the energy defect of the asymmetric mode, compared to the symmetric and bending modes, is “filled” due to anharmonicity effects, leading to additional resonance effects. This transition occurs in general for

$$x_{as}v_a v_s \geq \Delta\omega \quad (46)$$

where $x_{as} \simeq 12 \text{ cm}^{-1}$ is the asymmetric-symmetric anharmonicity coefficient; $v_a = v_3$; $v_s = 2v_1 + v_2$; and $\Delta\omega = \Delta\omega_3 \simeq 300 \text{ cm}^{-1}$.

According to this expression, we find that the energies corresponding to the critical v_a and v_s quantum numbers are in the 1.5-2.5 eV range. This is consistent with the observed results of fig. 21 where different polyads start to mix energy-wise as soon as 1 eV. Fridman does note that the onset of vibrational chaos may be delayed up to higher energies, close to the dissociation limit, as long as the asymmetric vibrational temperature is higher than the symmetric/bending one ($T_{va} \gg T_{vs}$). However we have found that in heavy-impact dominated flows such as shockwaves, with $T \gg T_v$, this is hardly the case, where the bending mode temperature increases the fastest, owing to the low energy spacings between adjacent v_2 levels, with v_1 lagging behind, and v_3 even lagging further behind, with no appreciable plateau observed in the vdf due to V-V-T transitions. The situation might be different for electron-impact dominated flows such as gas discharges, however this is outside the scope of our work. Still, as accidental resonances between the v_3 level and the other v_1 and v_2 modes may arise as early as 1–1.5 eV, the possibility for resonant transitions from v_3 towards the other modes counteracting the so-called *ladder-climbing* V-V-T processes, and therefore depleting the higher v_3 levels, make this a challenging proposition.

2. *Vibrational chaos*

In the last decades, polyad schemes in polyatomic molecules have been extensively discussed in relation to the concept of *vibrational chaos*, which has been brought forward for improving the description of high molecular vibrations, with some success stories such as the modeling of higher vibrational motions of acetylene¹⁷¹.

The theory of *vibrational chaos* starting point is the set of classical normal modes in the near-equilibrium configuration of polyatomic molecules (*ss*, *be*, and *as* modes of CO₂). The theory focuses on how new vibrational modes are born in bifurcations, or branchings, of these original low-energy normal modes. Original modes may still persist at these higher energies, but always in an altered form. Once a set of polyads for each energy space of CO₂ is agreed upon, a physically accurate kinetic model for CO₂ would necessarily proceed in a layered way: The departure point for the first electronvolt of energies would be based on the classical modes of CO₂, considering the

extreme states in a similar way to the model proposed in this work (this model could even include the Fermi resonance binning so dear to many authors). Then, subsequent layers of kinetic models would follow the polyad schemes more adequate for each energy stage, with kinetic rates which allow energy flow inside a polyad, and block it among different polyads¹⁷¹. This work remains to be done, starting with a better description of the near-dissociative dynamics of CO₂, a challenge that can only be tackled by physical chemists.

An appropriate example may be found in the treatment of CS₂, which is a linear triatomic molecule such as CO₂. It is particularly suited to the study of *vibrational chaos* since it is molecule with heavy atoms (S) and as such has soft vibrational modes¹⁷² ($\nu_1 = -1$, $\nu_2 = 398 \text{ cm}^{-1}$, $\nu_3 = 1559 \text{ cm}^{-1}$, the CO₂ modes being, respectively 1334, 667 and 2349 cm^{-1}). Other characteristics that make CS₂ a very good candidate for studying *vibrational chaos* effects is the presence of strong Fermi resonances and anharmonicities, as well as the absence of low-lying excited electronic states that may interfere in the analysis¹⁷². The CS₂ molecule has a potential well of about $36,000 \text{ cm}^{-1}$ ¹⁷³, with regularly-spaced vibrational energy levels measured up to 18,000–20,000 cm^{-1} ¹⁷² which means levels up to about 50% of the dissociation energy of CS₂ are measured. This is in contrast with the more "chaotic" level structure of CO₂, which has been measured up to $25,000 \text{ cm}^{-1}$, 42% of the ground state asymmetric stretch dissociation limit (see section III C). The weaker Fermi 1:2 resonance of CS₂ allows showcasing a slow transition to chaotic behavior from the normal stretching and bending modes (the asymmetric stretch mode remaining unaffected) for increasing polyad numbers¹⁷³.

C. The need for further experimental data

We conclude this work by a short discussion on the possible new experiments that would allow better calibrating our theoretical model against experimental data. Since we are chiefly concerned about heavy-impact excitation and dissociation processes in CO₂, the best-suited facilities for such analyses are undoubtedly shock-tubes. Indeed, recent shock-tube experiments have already been considered for the calibration of our model^{37,42,43,148–150} and there is in addition to this an extensive amount of CO₂ broadband IR radiation measurements recently carried out in several test-campaigns related to Mars exploration missions in the NASA Ames EAST shock-tube^{174–180}. These experiments yield datasets more tailored for the study of CO₂ radiation (not surprisingly since these are support campaigns for Martian planetary entry missions) rather than CO₂ dissocia-

tion. To the authors knowledge, the inherently high noise/signal ratio of shock-tubes (since these are impulsive facilities, with short acquisition times) precludes the acquisition of high-resolution spectra such as the one obtained in low-pressure, steady-state plasmas (e.g. FTIR spectra). Nevertheless, even broadband radiative signals without vibrational resolution may still be fitted spectroscopically, yielding meaningful results. A possibility that could be explored would be measuring the emission bands at 4.3 and 15 μm respectively, which yield information on the relative excitation of the asymmetric ν_3 and symmetric ν_1 modes respectively. Although the former band has a strong signal in the aforementioned NASA Ames shock-tube experiments, to our knowledge no attempts have been made yet at measuring the 15 μm bands in CO₂, and owing to their low Einstein coefficients around 10^1 – 10^2 (see fig. 19), these bands might be too diffuse to appear clearly over the background noise. On the other hand, the CO₂ 4.3 μm has a certain amount of superposition with a CO band at 4.7 μm , which might hamper the interpretation of the measured experimental spectra, if it is carried out at low resolution (see fig. 22 and discussion ahead).

In the near-UV region, probing the CO₂ chemiluminescence (B \rightarrow X) bands yields information on the decomposition rate for CO₂. It is not possible to have absolute intensity measurements, as the transition is very diffuse and exact absorption coefficients for the transition are not known. Nevertheless one may retrieve the rate for dissociation like in the VUT-1 experiments^{148–150}, or the dissociation incubation times like in the works of Oehlschlaeger and Saxena^{37,42,43}.

Finally, other molecular radiative systems may further be considered. Further ARAS measurements (such as in Refs.^{31–34}) could be carried out in conditions properly tailored from numerical test-cases, allowing the experimental determination of O(³P)/O(¹D) ratios, as an indication of the relative ratios for direct dissociation from the asymmetric stretch mode of the ground state (X¹ Σ) of CO₂ versus transitions to the ³B₂ excited state and subsequent dissociation. Of particular interest would be the evolution of this ratio versus the shock speed (which induces higher translational excitation). The O₂ Schumann–Runge bands can be strong emitters and absorbers in the near-UV region, providing insight on atomic oxygen recombination into O₂ processes (through emission spectroscopy on the Schumann–Runge continuum), or insight on the time evolution of O₂ populations (through absorption spectroscopy on the Schumann–Runge discrete bands). The probing of the CO IR bands would also yield relevant information on the populations of one of the CO₂ dissociation products. For CO we have the fundamental band ($\Delta v=-1$) which emits around 4.7 μm , the first overtone band ($\Delta v=-2$) which emits around 2.35 μm , and the second overtone band ($\Delta v=-3$) which emits around 1.6 μm . The first band is often covered by the CO₂ asymmetric ν_3

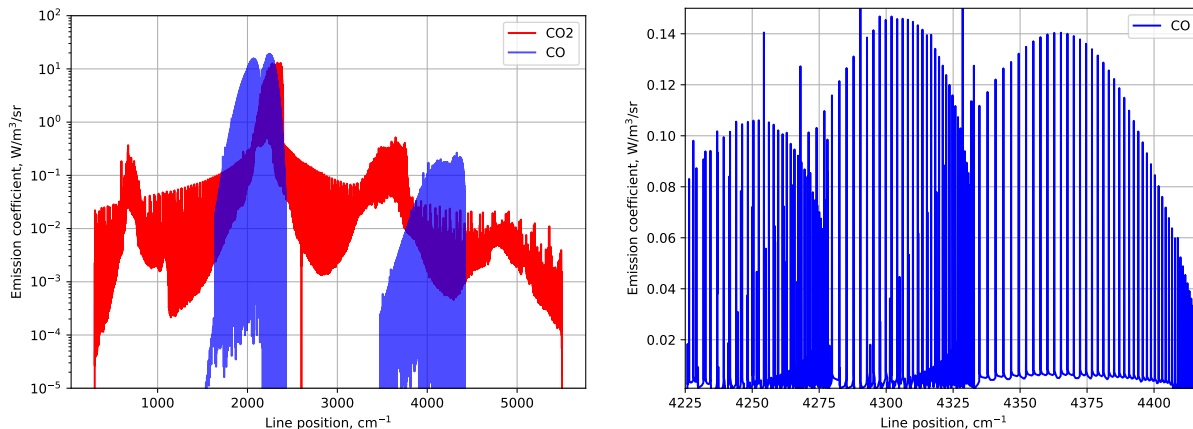


FIG. 22. Left: Equilibrium CO₂ spectrum at 3000 K and 1 mbar, convolved with a 0.125 FWHM Gaussian Apparatus Function. The emission spectrum from CO₂ is reported in red, the one from CO is reported in blue. One may note the superposition of the fundamental band of CO and the CO₂ band in the 4.3–4.7 $\mu\text{m}/2200\text{--}2500\text{ cm}^{-1}$. The other CO₂ and CO bands are well enough separated. Right: Detail for the CO first overtone band ($\Delta v=-2$) where the rotational structure is well defined, making this a good candidate for monitoring the translational-rotational temperature in shocked flows.

band at 4.3 μm , and the second overtone band is seldom observed due to its low intensity. This leaves us with the first overtone band, which may be observed without interference from CO₂ radiation. Since this band has a regular structure, high-resolution measurements might allow fitting the rotational bands with a synthetic line-by-line code, if the signal/noise ratio is high enough. Then one would be able to determine the translational-rotational temperatures of the flow through fitting techniques. Fig. 22 presents a synthetic spectra of CO₂ and CO in equilibrium conditions at 3,000 K and 1 mbar pressure. A detail of the first overtone band of CO at 4300 cm^{-1} is also presented.

One key aspect of any experimental campaign is to have a more diversified array of shot conditions that allow reproducing slow to fast dissociation trends (with typical post-shock temperatures between 3,000 and 10,000 K) and near-equilibrium to strong nonequilibrium conditions (from 10 to 0.1 mbar pre-shock pressures). In terms of chemical compositions, the favoured approach would include the analysis of pure CO₂ shocked flows versus CO₂ flows highly diluted in an Ar carrier gas. The advantage for selecting Ar lies in its reduced mass which is quite close to CO₂. If similar aerothermodynamic conditions are achieved (similar post-shock pressure p and temperature T) this will allow a comparison of the predictability of our kinetic model with and without reactive

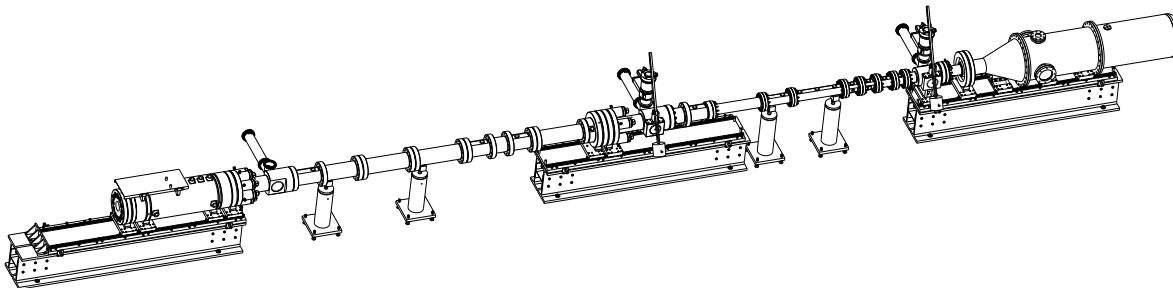


FIG. 23. View of the European Shock-Tube for High Enthalpy Research. ESTHER is a two-stage, combustion driven shock-tube capable of reaching shock velocities in excess of 10km/s, deploying high-speed emission and absorption diagnostics (streak-cameras+spectrometers) in the VUV, Visible, near-IR, and MWIR spectral regions

transitions such as $\text{CO}_2 + \text{O} \longleftrightarrow \text{CO} + \text{O}_2$, since these last ones do not occur for a highly diluted CO_2 -Ar mixture. Other lighter (He) or heavier (Kr, Xe) dilution gases could be considered, but with a lower priority since the influence of the collisional partner of CO_2 in direct dissociation reactions has already been extensively studied in the past (see ref.¹¹⁹ and references therein for a more detailed discussion).

Our research group hosts a new generation shock-tube that has been developed in the past 10 years under funding by the European Space Agency, with the specific aim of providing Europe with a facility capable of carrying extensive investigations on nonequilibrium kinetic processes of shocked flows, for arbitrary chemical compositions. The performance mapping for the European Shock-Tube for High Enthalpy Research (ESTHER) has been recently carried out for all the Solar System planetary atmospheres¹⁸¹, including Venus and Mars CO_2 - N_2 atmospheres. The conditions of a Venus and a Mars entry, which are of interest for planetary exploration missions nicely dovetail with the objectives of this work, as these roughly correspond to the high-temperature and low-temperature regimes of CO_2 (around 10,000 and 3000 K respectively). A research programme on the kinetics of CO_2 shocked flows with interest for atmospheric entry applications is currently underway under funding from the European Space Agency¹⁸², and some of the recommendations for novel experiments discussed here will be deployed in our facility (see fig. 23).

D. Concluding remarks

This work aimed at furthering the state of the art on CO₂ vibrationally-specific kinetics, by implementing improved theoretical approaches, including a better description of the ground and excited electronic levels manifold, improved state-specific collisional models such as the Forced Harmonic Oscillator theory –which has been extended to triatomic molecules such as CO₂– and compiling a set of adequate chemistry rates, yielding a self-contained model capable of making predictive simulations of CO₂ dissociation processes in shocked flows. However, in a certain sense, a completely adequate modeling of CO₂ state-to-state processes is an endeavour still out of reach, which will require extensive theoretical and experimental work, with the application of novel approaches even further beyond the state-of-the-art of our model. A possible roadmap of theoretical improvements and new experiments has been proposed to further this goal. We hope that this work may inspire other authors to take further steps in this direction. The state-to-state rate coefficients, computed or adapted for this work, are publicly made available as part of the STELLAR database¹⁸³.

ACKNOWLEDGMENTS

The authors thank Xinchuan Huang for sharing the coefficients for the NASA–Ames–2 PES of CO₂. Additionally, the authors would like to thank the following colleagues for the many discussions and exchanges over the course of this work, Brett Cruden for providing insight on his macroscopic rates review, as well as information on the recent NASA CO₂ shock-tube campaigns; Vasco Guerra and Tiago Silva for useful discussions on CO₂ plasma reforming, state-to-state kinetics and the Fermi approximation; Elena Kustova and Mariia Mekhonoshina for useful discussions on CO₂ state-to-state modeling; Jonathan Tennyson for discussions on vibrational chaos; Theresa Urbanietz for insight on the postprocessing of FTIR experiments of Refs.^{72,73}; Amal Sahai for discussions on the state-to-state binning theory; and Pedro Viegas for insight on the Fokker–Planck theory. Lastly, a heartfelt acknowledgment to Marco Panesi who hosted J. Vargas at University of Illinois at Urbana–Champaign for a year as a visiting scholar and without whom this work would not have been possible. This work has been partially supported by the Portuguese FCT, under Projects UIDB/50010/2020 and UIDP/50010/2020 and the grant PD/BD/114325/2016 (PDF APPLAuSE) and 4000118059/16/NL/KML/fg "Standard kinetic models for CO₂ dissociating

flows".

DATA AVAILABILITY STATEMENT

The data that support the findings of this study are openly available in¹⁸³.

REFERENCES

- ¹W. Bongers, H. Bouwmeester, B. Wolf, F. Peeters, S. Welzel, D. van den Bekerom, N. den Harder, A. Goede, M. Graswinckel, P. W. Groen, J. Kopecki, M. Leins, G. van Rooij, A. Schulz, M. Walker, and R. van de Sanden, "Plasma-driven dissociation of CO₂ for fuel synthesis," *Plasma Process. Polym.* **14**, 1–8 (2017).
- ²A. Bogaerts, X. Tu, G. J. van Rooij, and M. C. M. van de Sanden, "Plasma-based CO₂ conversion," in *Carbon Dioxide Utilization: From Fundamentals to Production Processes*, Vol. 2, edited by M. North and P. Styring (De Gruyter, Berlin, Germany, 2019) Chap. 28, pp. 585–634.
- ³V. Guerra, T. Silva, P. Ogloblina, M. Grofulović, L. Terraz, M. Lino da Silva, C. D. Pintassilgo, L. L. Alves, and O. Guaitella, "The case for in situ resource utilisation for oxygen production on Mars by non-equilibrium plasmas," *Plasma Sources Sci. Technol.* **26**, 11LT01 (2017).
- ⁴I. Armenise and E. V. Kustova, "State-to-state models for CO₂ molecules: From the theory to an application to hypersonic boundary layers," *Chem. Phys.* **415**, 269–281 (2013), arXiv:NIHMS150003.
- ⁵E. Kustova, E. Nagnibeda, and I. Armenise, "Vibrational-Chemical Kinetics in Mars Entry Problems," *Open Plasma Phys. J.* **7**, 76–87 (2014).
- ⁶S. Heijkers, R. Snoeckx, T. Kozák, T. Silva, T. Godfroid, N. Britun, R. Snyders, and A. Bogaerts, "CO₂ conversion in a microwave plasma reactor in the presence of N₂: Elucidating the role of vibrational levels," *J. Phys. Chem. C* **119**, 12815–12828 (2015).
- ⁷A. Sahai, *Reduced-order modeling of non-Boltzmann thermochemistry and radiation for hypersonic flows*, Ph.D. thesis, University of Illinois at Urbana-Champaign (2019).
- ⁸L. Terraz, T. Silva, Morillo-Candas, A. S., O. Guaitella, A. Tejero-del Caz, L. Alves, and V. Guerra, "Influence of N₂ on the CO₂ vibrational distribution function and dissociation yield in non-equilibrium plasmas," *J. Phys. D. Appl. Phys.* **53** (2019).

- ⁹M. Lino da Silva and J. Vargas, "Comment on "Collision and radiative processes in emission of atmospheric carbon dioxide",," arXiv (2020), arXiv:2002.10601.
- ¹⁰J. Vargas, B. Lopez, and M. Lino da Silva, "CDSDv: A compact database for the modeling of high-temperature CO₂ radiation," J. Quant. Spectrosc. Radiat. Transf. **245**, 106848 (2020).
- ¹¹T. A. Brabbs, F. E. Belles, and S. A. Zlatarich, "Shock-tube study of carbon dioxide dissociation rate," J. Chem. Phys. **38**, 1939–1944 (1963).
- ¹²CO + O + M \longleftrightarrow CO₂* + M followed by CO₂* \longrightarrow CO₂ + *hν*.
- ¹³W. O. Davies, "Carbon dioxide dissociation at 3500 to 6000K," J. Chem. Phys. **41**, 1846–1852 (1964).
- ¹⁴W. O. Davies, "Carbon dioxide dissociation at 6000 to 11 000K," J. Chem. Phys. **43**, 2809–2818 (1965).
- ¹⁵K. W. Michel, H. A. Olschewski, H. Richtering, and H. G. Wagner, "Untersuchung des thermischen Zerfalls von CO₂ in Stoßwellen," Zeitschrift für Phys. Chemie Neue Folge **44**, 160–172 (1965).
- ¹⁶E. S. Fishburne, K. R. Bilwakesh, and R. Edse, "Gaseous reaction rates at high temperature. I. The dissociation of carbon dioxide," J. Chem. Phys. **45**, 160–166 (1966).
- ¹⁷A. M. Dean, "Dissociation of carbon dioxide behind reflected shock waves," J. Chem. Phys. **5202**, 5202–5208 (1973).
- ¹⁸N. A. Generalov and S. Losev, "Vibrational Excitation and Decomposition of Molecular Oxygen and Carbon Dioxide Behind Shock Waves," J. Quant. Spectrosc. Radiat. Transf. **6**, 101–125 (1966).
- ¹⁹J. H. Kiefer, "Densitometric measurements of the rate of carbon dioxide dissociation in shock waves," J. Chem. Phys. **61**, 244–248 (1974).
- ²⁰W. A. Hardy, H. Vasatko, H. G. Wagner, and F. Zabel, "Neuere untersuchungen zum thermischen zerfall von CO₂ 1. Teil," Berichte der Bunsengesellschaft für Physikalische Chemie **78**, 76–82 (1974).
- ²¹H. G. Wagner and F. Zabel, "Neuere untersuchungen zum thermischen zerfall von CO₂. Teil II," Berichte der Bunsengesellschaft für Phys. Chemie **78**, 705–712 (1974).
- ²²N. A. Ebrahim and R. J. Sandeman, "Interferometric studies of carbon dioxide dissociation in a free-piston shock tube," J. Chem. Phys. **65**, 3446–3453 (1976).
- ²³A common characteristic of most of these early studies is the presence of CO₂ in a highly diluted gas bath of either Ar, Kr, or N₂ so as to avoid the establishment of significant endothermic

reactions as, for example, Ar has a rather large ionization energy of 15.76 eV and N₂ a rather large dissociation energy of 9.79 eV, hence keeping a high post-shock-temperature.

- ²⁴The bond dissociation energy of CO₂ to CO(¹Σ) + CO(³P) being 5.52 eV.
- ²⁵T. C. Clark and G. B. Kistiakowsky, "Effect of organic impurities on the observed activation energy of CO₂ dissociation," *J. Chem. Phys.* **54**, 1726–1727 (1971).
- ²⁶I. E. Zabelinskii, S. A. Losev, and O. P. Shatalov, "Some techniques for physical experiments in a shock tube with a nozzle," *J. Eng. Phys.* **48**, 249–255 (1985).
- ²⁷T. C. Clark, S. H. Garnett, and G. B. Kistiakowsky, "Reaction of carbon dioxide with atomic oxygen and the dissociation of carbon dioxide in shock waves," *J. Chem. Phys.* **51**, 2885–2891 (1969).
- ²⁸S. Baber, S. Charles, and A. M. Dean, "Reaction of atomic oxygen with carbon dioxide behind reflected shock waves," *J. Chem. Phys.* **60**, 307–313 (1974).
- ²⁹T. C. Clark, S. H. Garnett, and G. B. Kistiakowsky, "Exchange Reaction of ¹⁸O Atoms with CO₂ and with SO₂ in Shock Waves," *J. Chem. Phys.* **52**, 4692–4698 (1970).
- ³⁰Since the dissociation of the ground electronic state of CO₂ to the ground states of CO and O is spin-forbidden.
- ³¹N. Fujii, S. Sagawai, T. Sato, Y. Nosaka, and H. Miyama, "Study of the thermal dissociation of nitrous oxide and carbon dioxide using oxygen (3P) atomic resonance absorption spectroscopy," *J. Chem. Phys.* **93**, 5474–5478 (1989).
- ³²M. Burmeister and P. Roth, "ARAS measurements on the thermal decomposition of CO₂ behind shock waves," *AIAA J.* **28**, 402–405 (1990).
- ³³A. V. Eremin and V. S. Ziborov, "Nonequilibrium radiation from the CO₂ band (¹B₂–X¹Σ_g⁺) in shock-heated flows," *Shock Waves* **3**, 11–17 (1993).
- ³⁴A. Eremin, D. Woiki, and P. Roth, "Measurement of O(¹D) formation during thermal decomposition of CO₂ behind shock waves," *Shock Waves* **6**, 79–83 (1996).
- ³⁵C. Park, "Review of chemical-kinetic problems of future NASA missions, I: Earth entries," *J. Thermophys. Heat Transf.* **7**, 385–398 (1993).
- ³⁶L. B. Ibragimova, G. D. Smekhov, O. P. Shatalov, A. V. Eremin, and V. V. Shumova, "Dissociation of CO₂ molecules in a wide temperature range," *High Temp.* **38**, 33–36 (2000).
- ³⁷S. Saxena, J. H. Kiefer, and R. S. Tranter, "Relaxation, incubation, and dissociation in CO₂," *J. Phys. Chem. A* **111**, 3884–3890 (2007).

- ³⁸R. Jaffe, “Vibrational and rotational excitation and dissociation of CO₂ reexamined,” in *49th AIAA Aerosp. Sci. Meet.*, January (2011) pp. 1–14.
- ³⁹L. T. Xu, R. L. Jaffe, D. W. Schwenke, and M. Panesi, “The effect of the spin-forbidden CO(¹Σ⁺) + O(³P) → CO₂(¹Σ_g⁺) recombination reaction on afterbody heating of mars entry vehicles,” *47th AIAA Thermophys. Conf.* 2017, 1–21 (2017).
- ⁴⁰D. Weaner, J. F. Roach, and W. R. Smith, “Vibrational relaxation times in carbon dioxide,” *J. Chem. Phys.* **47**, 3096–3097 (1967).
- ⁴¹C. Simpson and T. Chandler, “Shock tube study of vibrational relaxation in pure CO₂ and mixtures of CO₂ with the inert gases, nitrogen, deuterium and hydrogen,” *Proc. R. Soc.* **317**, 265–277 (1970).
- ⁴²M. A. Oehlschlaeger, D. F. Davidson, J. B. Jeffries, and R. K. Hanson, “Carbon dioxide thermal decomposition: Observation of incubation,” *Zeitschrift fur Phys. Chemie* **219**, 555–567 (2005).
- ⁴³M. A. Oehlschlaeger, *Shock tube studies of thermal decomposition reactions using ultraviolet absorption spectroscopy*, Ph.D. thesis, Stanford University (2005).
- ⁴⁴C. K. Patel, “Continuous-wave laser action on vibrational-rotational transitions of CO₂,” *Phys. Rev.* **136** (1964), 10.1103/PhysRev.136.A1187.
- ⁴⁵C. B. Moore, R. E. Wood, B. L. Hu, and J. T. Yardley, “Vibrational energy transfer in CO₂ lasers,” *J. Chem. Phys.* **46**, 4222–4231 (1967).
- ⁴⁶N. N. Sobolev and V. V. Sokovikov, “A mechanism ensuring level population inversion in CO₂ lasers,” *JETP Lett.* **4** (1966), transl. from *ZhETF Pis. Red.*, Vol. 4, 1966, pp. 303.
- ⁴⁷N. N. Sobolev and V. V. Sokovikov, “Influence of rate of disintegration of the lower laser level on the power of a CO₂ laser,” *JETP Lett.* **5** (1967), transl. from *ZhETF Pis. Red.*, Vol. 5, 1967, pp. 122.
- ⁴⁸N. N. Sobolev and V. V. Sokovikov, “Reviews of topical problems: CO₂ lasers,” *JETP Lett.* **10** (1967), translated from *Sov. Phys. Usp.*, Vol. 10, 1967, pp. 153–170.
- ⁴⁹B. F. Gordiets, N. N. Sobolev, and L. A. Shelepin, “Kinetics of physical processes in CO₂ lasers,” *Soviet Journal of Experimental and Theoretical Physics* **26**, 1039 (1968).
- ⁵⁰R. L. Taylor and S. Bitterman, “Survey of vibrational relaxation data for processes important in the CO₂-N₂ laser system,” *Rev. Mod. Phys.* **41**, 26–47 (1969).
- ⁵¹R. D. Sharma and C. A. Brau, “Energy transfer in near-resonant molecular collisions due to long-range forces with application to transfer of vibrational energy from ν₃ mode of CO₂ to N₂,” *J. Chem. Phys.* **50**, 924–930 (1969).

- ⁵²W. A. Rosser, A. D. Wood, and E. T. Gerry, “Deactivation of vibrationally excited carbon dioxide (v_3) by collisions with carbon dioxide or with nitrogen,” *The Journal of Chemical Physics* **50**, 4996–5008 (1969), <https://doi.org/10.1063/1.1670996>.
- ⁵³J. Blauer and G. Nickerson, “A survey of vibrational relaxation rate data for processes important to CO₂-N₂-H₂O infrared plume radiation,” in *7th AIAA Fluid Plasma Dynamics Conf.*, Vol. 1 (1974).
- ⁵⁴G. D. Billing, “Semiclassical calculation of energy transfer in polyatomic molecules I. the N₂+CO₂ system,” *Chem. Phys.* **41**, 11–20 (1979).
- ⁵⁵S. A. Losev, “Kinetics of vibrational energy transfer in carbon dioxide and its mixtures with other gases,” *Fizika Goreniia i Vzryva* **12**, 163–179 (1976).
- ⁵⁶S. A. Losev, “Kinetics of vibrational energy exchange in carbon dioxide gas and its mixtures with other gases,” *Combust. Explos. Shock Waves* **12**, 141–155 (1976).
- ⁵⁷S. W. Bougher and D. M. Hunten, “CO₂ cooling in terrestrial planet thermospheres,” *J. Geophys. Res.* **99**, 14609–14622 (1994).
- ⁵⁸M. López-Puertas and F. W. Taylor, *Non-LTE radiative transfer in the atmosphere* (World Scientific, 2001) p. 504.
- ⁵⁹R. I. Azizov, A. K. Vakar, V. K. Zhivotov, M. F. Krotov, O. A. Zinovev, B. Potapkin, A. Rusanov, V. Rusanov, and A. Fridman, “Nonequilibrium plasmachemical process of CO₂ decomposition in a supersonic microwave discharge,” *Akad. Nauk SSSR Dokl.* **271**, 94–98 (1983).
- ⁶⁰A. Fridman, *Plasma Chemistry* (Cambridge University Press, 2008) pp. 1–978.
- ⁶¹A. Bogaerts, T. Kozák, K. Van Laer, and R. Snoeckx, “Plasma-based conversion of CO₂: Current status and future challenges,” *Faraday Discuss.* **183**, 217–232 (2015).
- ⁶²M. Capitelli and R. Celiberto, *Fundamental aspects of plasma chemical physics: kinetics*, Vol. 85 (Springer, New York, NY, 2016).
- ⁶³T. Kozák and A. Bogaerts, “Splitting of CO₂ by vibrational excitation in non-equilibrium plasmas: a reaction kinetics model,” *Plasma Sources Sci. Technol.* **23**, 045004 (2014).
- ⁶⁴J. F. De La Fuente, S. H. Moreno, A. I. Stankiewicz, and G. D. Stefanidis, “A new methodology for the reduction of vibrational kinetics in non-equilibrium microwave plasma: Application to CO₂ dissociation,” *React. Chem. Eng.* **1**, 540–554 (2016).
- ⁶⁵A. Berthelot and A. Bogaerts, “Modeling of plasma-based CO₂ conversion: Lumping of the vibrational levels,” *Plasma Sources Sci. Technol.* **25**, 45022 (2016).

- ⁶⁶T. Silva, M. Grofulović, L. Terraz, C. D. Pintassilgo, and V. Guerra, “Modelling the input and relaxation of vibrational energy in CO₂ plasmas,” *J. Phys. D. Appl. Phys.* **51**, 464001 (2018).
- ⁶⁷H. S. Kwak, H. S. Uhm, Y. C. Hong, and E. H. Choi, “Disintegration of Carbon Dioxide Molecules in a Microwave Plasma Torch,” *Sci. Rep.* **5**, 1–13 (2015).
- ⁶⁸S. Heijkers and A. Bogaerts, “CO₂ conversion in a gliding arc plasmatron: Elucidating the chemistry through kinetic modeling,” *J. Phys. Chem. C* **121**, 22644–22655 (2017).
- ⁶⁹I. Belov, V. Vermeiren, S. Paulussen, and A. Bogaerts, “Carbon dioxide dissociation in a microwave plasma reactor operating in a wide pressure range and different gas inlet configurations,” *J. CO₂ Util.* **24**, 386–397 (2018).
- ⁷⁰G. J. Van Rooij, D. C. Van Den Bekerom, N. Den Harder, T. Minea, G. Berden, W. A. Bongers, R. Engeln, M. F. Graswinckel, E. Zoethout, and M. C. Van De Sanden, “Taming microwave plasma to beat thermodynamics in CO₂ dissociation,” *Faraday Discuss.* **183**, 233–248 (2015).
- ⁷¹B. L. Klarenaar, R. Engeln, D. C. Van Den Bekerom, M. C. Van De Sanden, A. S. Morillo-Candas, and O. Guaitella, “Time evolution of vibrational temperatures in a CO₂ glow discharge measured with infrared absorption spectroscopy,” *Plasma Sources Sci. Technol.* **26** (2017), 10.1088/1361-6595/aa902e.
- ⁷²T. Urbanietz, M. Böke, V. Schulz-Von Der Gathen, and A. Von Keudell, “Non-equilibrium excitation of CO₂ in an atmospheric pressure helium plasma jet,” *J. Phys. D. Appl. Phys.* **51** (2018), 10.1088/1361-6463/aad4d3.
- ⁷³C. Stewig, S. Schüttler, T. Urbanietz, M. Boeke, and A. von Keudell, “Excitation and dissociation of CO₂ heavily diluted in noble gas atmospheric pressure plasma,” *J. Phys. D. Appl. Phys.* **53** (2020), 10.1016/j.snb.2007.07.003.
- ⁷⁴V. Rusanov, A. Fridman, G. Sholin, and B. Potapkin, “Vibrational kinetics and reactions of polyatomic molecules in non-equilibrium systems,” (1985), "Kurchatov Institute of Atomic Energy, Moscow, vol. 4201/6."
- ⁷⁵V. D. Rusanov, A. A. Fridman, and G. V. Sholin, “Vibrational kinetics and reactions of polyatomic molecules in nonequilibrium systems,” in *Nonequilibrium Vib. Kinet.*, edited by M. Capitelli (Springer Berlin Heidelberg, Berlin, Heidelberg, 1986) pp. 295–314.
- ⁷⁶A. Levitsky, *Kinetics and mechanisms of chemical reactions, investigated by means of mathematical modeling*, Ph.D. thesis, Institute of Petrochemical Synthesis (1978), USSR Academy of Sciences, Moscow.

- ⁷⁷A. Levitsky, "Investigation of elementary reaction O + N₂ using method of classical trajectories," *New Aspects of Petrochemical Synthesis* (1978), Institute of Petrochemical Synthesis of USSR Academy of Sciences, Moscow.
- ⁷⁸Y. Butylkin, L. Polak, and Slovetzky, "High Energy Chemistry (Khimia Vysokikh Energij)," (1978), *Sov. Phys.* vol. 12, p. 526.
- ⁷⁹Y. Butylkin, A. Grinenko, and Y. Ermin, "High Energy Chemistry (Khimia Vysokikh Energij)," (1979), *Sov. Phys.*, vol 13, p.545.
- ⁸⁰L. Polak, D. Slovetzky, and Y. Butylkin, "Carbon dioxide dissociation in electric discharges: Arc discharge," (1977), Institute of Petrochemical Synthesis, USSR Academy of Sciences, Moscow.
- ⁸¹V. Legasov, V. Bochinn, V. Rusanov, G. Sholin, and A. Fridman, (1978), 2nd World Hydrogen Energy Conference, Zurich, vol. 3, p. 1183.
- ⁸²V. Legasov, V. Givotov, E. Krashennnikov, V. Rusanov, and A. Fridman, "Doklady (Reports of USSR Academy of Sciences)," (1978), *Sov. Phys.*, vol. 238, p. 66.
- ⁸³V. Legasov, V. Rusanov, and A. Fridman, "Plasma Chemistry, vol. 5," (1978), Smirnov, B.M. (ed.), Atom-Izdat, Moscow.
- ⁸⁴V. Legasov, A. Vakar, V. Denisenko, G. Maximov, V. Rusanov, A. Fridman, and G. Sholin, "Doklady (Reports of USSR Academy of Sciences)," (1978), *Sov. Phys.*, vol. 243, p. 323.
- ⁸⁵A. Vakar, V. Denisenko, G. Maksimov, V. Rusanov, and A. Fridman, "3rd USSR Symposium on High Current Electronics," (1978), Tomsk, Russia, p. 31.
- ⁸⁶A. Vakar, G. Maximov, V. Denisenko, V. Rusanov, A. Fridman, and G. Sholin, "3rd USSR Symposium on High Current Pulse Electronics," (1978), Academy of Sciences of the USSR, Tomsk, Russia, p. 31.
- ⁸⁷A. Ivanov and V. Nikiforov, "Plasma Chemistry, vol. 5," (1978), Smirnov, B.M. (ed.), Atom-Izdat, Moscow.
- ⁸⁸V. Nikiforov, *Experiments with plasma-beam discharge; Chemically active plasma*, Ph.D. thesis, Kurchatov Institute of Atomic Energy (1979), Moscow.
- ⁸⁹R. Asisov, V. Givotov, and V. Rusanov, "3rd International Symposium on Plasma Chemistry," (1977), Limoges, France, vol. 1, p. 51.
- ⁹⁰Y. Butylkin, V. Givotov, E. Krashennnikov, V. Rusanov, and A. Fridman, "Journal of Technical Physics," (1981), *Sov. Phys.*, vol. 51, p. 925.

- ⁹¹R. Asisov, V. Givotov., E. Krasheninnikov, M. Krotov, B. Potapkin, V. Rusanov, and A. Fridman, “5th International Symposium on Plasma Chemistry,” (1981), Edinburgh, UK, vol. 1, p. 52.
- ⁹²R. Asisov, V. Givotov., E. Krasheninnikov, B. Potapkin, V. Rusanov, and A. Fridman, “5th International Symposium on Plasma Chemistry,” (1981), Edinburgh, UK, vol. 2, p. 774.
- ⁹³R. Asisov, V. Givotov., E. Krasheninnikov, B. Potapkin, V. Rusanov, and A. Fridman, “Sov. Phys.” (1983), Doklady, vol. 271, p. 94.
- ⁹⁴A. Ozkan, T. Dufour, G. Arnoult, P. De Keyzer, A. Bogaerts, and F. Reniers, “CO₂-CH₄ conversion and syngas formation at atmospheric pressure using a multi-electrode dielectric barrier discharge,” *J. CO₂ Util.* **9**, 74–81 (2015).
- ⁹⁵W. Bongers, H. Bouwmeester, B. Wolf, F. Peeters, S. Welzel, D. van den Bekerom, N. den Harder, A. Goede, M. Graswinckel, P. W. Groen, J. Kopecki, M. Leins, G. van Rooij, A. Schulz, M. Walker, and R. van de Sanden, “Plasma-driven dissociation of CO₂ for fuel synthesis,” *Plasma Process. Polym.* **14**, 1–8 (2017).
- ⁹⁶O. Achasov and D. Ragosin, “Rate constants of V-V exchange for CO₂,” GDL (1986), Preprint 16. Minsk, Bielarus: Institute of Heat and Mass Transfer.
- ⁹⁷V. Joly, C. Marmignon, and P. Jacquet, “Vibrational relaxation of CO₂(*m, nl, p*) in a CO₂-N₂ mixture. Part 2: Application to a one-dimensional problem,” *Aerosp. Sci. Technol.* **3**, 313–322 (1999).
- ⁹⁸I. Suzuki, “General anharmonic force constants of carbon dioxide,” *J. Mol. Spectrosc.* **25**, 479–500 (1968).
- ⁹⁹B. A. Cruden, A. M. Brandis, and M. E. Macdonald, “Characterization of CO thermochemistry in incident shockwaves,” 2018 Jt. Thermophys. Heat Transf. Conf. , 1–22 (2018).
- ¹⁰⁰B. Lopez and M. Lino da Silva, “SPARK: A Software Package for Aerodynamics, Radiation and Kinetics,” in *46th AIAA Thermophysics Conference* (2016) <https://arc.aiaa.org/doi/pdf/10.2514/6.2016-4025>.
- ¹⁰¹B. Lopez and M. Lino da Silva, “Non-boltzmann analysis of hypersonic air re-entry flows,” in *11th AIAA/ASME Joint Thermophysics and Heat Transfer Conference* (2014) <https://arc.aiaa.org/doi/pdf/10.2514/6.2014-2547>.
- ¹⁰²L. Santos Fernandes, B. Lopez, and M. Lino da Silva, “Computational fluid radiative dynamics of the Galileo Jupiter entry,” *Physics of Fluids* **31**, 106104 (2019), <https://doi.org/10.1063/1.5115264>.

- ¹⁰³D. Gonçalves, J. Santos Sousa, S. Pasquiers, M. Lino da Silva, and L. L. Alves, “Adaptation of SPARK to Atmospheric-Pressure Micro-Plasma Jets flow conditions,” in *ESCAMPIG XXV, Paris, France* (2020).
- ¹⁰⁴T. Kozák and A. Bogaerts, “Evaluation of the energy efficiency of CO₂ conversion in microwave discharges using a reaction kinetics model,” *Plasma Sources Sci. Technol.* **24**, 015024 (2015).
- ¹⁰⁵W. A. Rosser, E. Hoag, and E. T. Gerry, “Relaxation of excess populations in the lower laser level CO₂(100),” *J. Chem. Phys.* **57**, 4153–4164 (1972).
- ¹⁰⁶D. C. Allen, T. Scragg, and C. J. Simpson, “Low temperature fluorescence studies of the deactivation of the bend—stretch manifold of CO₂,” *Chem. Phys.* **51**, 279–298 (1980).
- ¹⁰⁷G. Millot and C. Roche, “State-to-state vibrational and rotational energy transfer in CO₂ gas from time-resolved raman–infrared double resonance experiments,” *J. Raman Spectrosc.* **29**, 313–320 (1998).
- ¹⁰⁸T. Urbanietz, private communication (2020).
- ¹⁰⁹M. Lino da Silva, V. Guerra, J. Loureiro, and P. A. Sá, “Vibrational distributions in N₂ with an improved calculation of energy levels using the RKR method,” *Chem. Phys.* **348**, 187–194 (2008).
- ¹¹⁰X. Huang, D. W. Schwenke, S. A. Tashkun, and T. J. Lee, “An isotopic-independent highly accurate potential energy surface for CO₂ isotopologues and an initial ¹²C¹⁶O₂ infrared line list,” *J. Chem. Phys.* **136** (2012), 10.1063/1.3697540.
- ¹¹¹H. M. Hulburt and J. O. Hirschfelder, “Potential energy functions for diatomic molecules,” *J. Chem. Phys.* **9**, 61–69 (1941).
- ¹¹²W. Quapp and B. P. Winnewisser, “What you thought you already knew about the bending motion of triatomic molecules,” *J. Math. Chem.* **14**, 259–285 (1993).
- ¹¹³Excluding perturbations from other states.
- ¹¹⁴A. Chedin, “The carbon dioxide molecule. Potential, spectroscopic, and molecular constants from its infrared spectrum,” *J. Mol. Spectrosc.* **76**, 430–491 (1979).
- ¹¹⁵S. Y. Grebenshchikov, “Infrared spectra of neutral bent carbon dioxide,” *J. Phys. Chem. A* **121**, 4296–4305 (2017), arXiv:1704.03996.
- ¹¹⁶M. Lino da Silva, V. Guerra, and J. Loureiro, “State-resolved dissociation rates for extremely nonequilibrium atmospheric entries,” *J. Thermophys. Heat Transf.* **21**, 40–49 (2007).
- ¹¹⁷I. V. Adamovich, S. O. Macheret, J. W. Rich, and C. E. Treanor, “Vibrational relaxation and dissociation behind shock waves part 1: Kinetic Rate Models,” *AIAA J.* **33**, 1064–1069 (1995).

- ¹¹⁸D. Y. Hwang and A. M. Mebel, “Ab initio study of spin-forbidden unimolecular decomposition of carbon dioxide,” *Chem. Phys.* **256**, 169–176 (2000).
- ¹¹⁹M. Lino da Silva, J. Vargas, and J. Loureiro, “STELLAR CO₂ version 2: A database for vibrationally-specific excitation and dissociation rates for Carbon Dioxide,” Tech. Rep. (Instituto Superior Técnico, 2018) available at <http://esther.ist.utl.pt/stellar/STELLAR-CO2.pdf>.
- ¹²⁰E. H. Kerner, “Note on the forced and damped oscillator in quantum mechanics,” *Canadian Journal of Physics* **36**, 371–377 (1958), <https://doi.org/10.1139/p58-038>.
- ¹²¹C. E. Treanor, “Vibrational energy transfer in high-energy collisions,” *The Journal of Chemical Physics* **43**, 532–538 (1965), <https://doi.org/10.1063/1.1696777>.
- ¹²²E. E. Nikitin and A. I. Osipov, “Vibrational Relaxation in Gases,” *Kinetics and Catalysis* **4** (1977).
- ¹²³Unless the translational temperature is very high.
- ¹²⁴A. Zelechow, D. Rapp, and T. E. Sharp, “Vibrational–vibrational–translational energy transfer between two diatomic molecules,” *The Journal of Chemical Physics* **49**, 286–299 (1968), <https://doi.org/10.1063/1.1669823>.
- ¹²⁵T. L. Cottrell and N. Ream, “Transition probability in molecular encounters. Part 2.—Vibrational relaxation time in methane,” *Trans. Faraday Soc.* **51**, 1453–1465 (1955).
- ¹²⁶E. E. Nikitin, “Nonadiabatic transitions: What we learned from the old masters and how much we owe them,” *Ann. Rev. Phys. Chem.* **50**, 1–21 (1999).
- ¹²⁷C. Park, J. T. Howe, R. L. Jaffe, and G. V. Candler, “Review of chemical-kinetic problems of future NASA missions, II: Mars entries,” *J. Thermophys. Heat Transf.* **8**, 9–23 (1994).
- ¹²⁸J. Annaloro, *Modèles collisionnels-radiatifs appliqués aux situations d’entrée atmosphérique martienne et terrestre*, Ph.D. thesis, University of Rouen (2013).
- ¹²⁹K. G. P. Sulzmann, B. F. Myers, and E. R. Bartle, “CO oxidation. I. Induction period preceding CO₂ formation in shock-heated CO–O₂–Ar mixtures,” *J. Chem. Phys.* **42**, 3969–3979 (1965).
- ¹³⁰K. Thielen and P. Roth, “Stoßwellenuntersuchungen zum Start der Reaktion CO + O₂,” *Berichte der Bunsengesellschaft für Phys. Chemie* **87**, 920–925 (1983).
- ¹³¹K. Schofield, “An evaluation of kinetic rate data for reactions of neutrals of atmospheric interest,” *Planet. Space Sci.* **15**, 643–664 (1967).
- ¹³²L. B. Ibragimova, “Recommended rate constants of CO + O₂ reversible CO₂ + O reactions,” *Khim. Fiz.* **10**, 307–310 (1991).

- ¹³³A. S. Sharipov and A. M. Starik, “Theoretical study of the reaction of carbon monoxide with oxygen molecules in the ground triplet and singlet delta states,” *J. Phys. Chem. A* **115**, 1795–1803 (2011).
- ¹³⁴T. Varga, *Optimization and uncertainty quantification of hydrogen and syngas combustion models*, Ph.D. thesis, Eötvös Loránd University (2017).
- ¹³⁵D. Husain and A. N. Young, “Kinetic investigation of ground state Carbon Atoms, C(2³P_j),” *J. Chem. Soc. Faraday Trans. 2 Mol. Chem. Phys.* **71**, 525–531 (1975).
- ¹³⁶J. L. Fox and A. B. Hać, “Escape of O(³P), O(¹D), and O(¹S) from the Martian atmosphere,” *Icarus* **300**, 411–439 (2018).
- ¹³⁷E. J. Dunlea and A. R. Ravishankara, “Kinetic studies of the reactions of O(¹D) with several atmospheric molecules,” *Phys. Chem. Chem. Phys.* **6**, 2152–2161 (2004).
- ¹³⁸J. H. Yee, S. L. Guberman, and A. Dalgarno, “Collisional quenching of O(¹D) by O(³P),” *Planet. Space Sci.* **38**, 647–652 (1990).
- ¹³⁹P. H. Wine and A. R. Ravishankara, “Kinetics of O(¹D) interactions with the atmospheric gases N₂, N₂O, H₂O, H₂, CO₂, and O₃,” *Chem. Phys. Lett.* **77**, 103–109 (1981).
- ¹⁴⁰R. J. Donovan and D. Husain, “Recent advances in the chemistry of electronically excited atoms,” *Chem. Rev.* **70**, 489–516 (1970).
- ¹⁴¹J. A. Davidson, C. M. Sadowski, H. I. Schiff, G. E. Streit, C. J. Howard, D. A. Jennings, and A. L. Schmeltekopf, “Absolute rate constant determinations for the deactivation of O(¹D) by time resolved decay of O(¹D)–O(³P) emission,” *J. Chem. Phys.* **64** (1976).
- ¹⁴²R. K. Hanson, “Shock-tube study of carbon monoxide dissociation kinetics,” *J. Chem. Phys.* **4970**, 4970–4976 (1974).
- ¹⁴³A. R. Fairbairn, “The dissociation of carbon monoxide,” *Proc. R. Soc.* **312**, 207–227 (1969).
- ¹⁴⁴J. Warnatz, “Rate Coefficients in the C/H/O System,” in *Combust. Chem.*, edited by W. C. Gardiner (Springer New York, New York, NY, 1984) pp. 197–360.
- ¹⁴⁵C. Park, *Nonequilibrium Hypersonic Aerothermodynamics* (John Wiley & Sons, 1989).
- ¹⁴⁶P. Teulet, J. J. Gonzalez, A. Mercado-Cabrera, Y. Cressault, and A. Gleizes, “One-dimensional hydro-kinetic modelling of the decaying arc in air-PA66-copper mixtures: II. Study of the interruption ability,” *J. Phys. D. Appl. Phys.* **42** (2009), 10.1088/0022-3727/42/18/185207.
- ¹⁴⁷G. D. Billing, “Semiclassical calculation of energy transfer in polyatomic molecules VI. On the theory for linear triatomic molecules,” *Chem. Phys.* **61**, 415–430 (1981).

- ¹⁴⁸A. Chikhaoui, M. Lino da Silva, S. Mota, and D. Resendes, “Support during the MIPT Shock Tube Calibration,” Tech. Rep. (European Space Agency, 2008).
- ¹⁴⁹J. Beck, “CFD validation in a CO₂ environment: synthesis report,” Tech. Rep. (Fluid Gravity Report CR012/08,, Emsworth, UK, 2008).
- ¹⁵⁰P. Reynier, M. Bugel, and A. Smith, “Survey of European and major ISC facilities for supporting Mars and sample return mission aerothermodynamics and tests required for thermal protection system and dynamic stability,” *Int. J. Aerosp. Eng.* **2011** (2011), 10.1155/2011/937629.
- ¹⁵¹I. V. Adamovich, S. O. Macheret, J. W. Rich, and C. E. Treanor, “Vibrational energy transfer rates using a Forced Harmonic Oscillator model,” *J. Thermophys. Heat Transf.* **12**, 57–65 (1998).
- ¹⁵²M. Lino da Silva, J. Loureiro, and V. Guerra, “A multiquantum dataset for vibrational excitation and dissociation in high-temperature O₂–O₂ collisions,” *Chem. Phys. Lett.* **531**, 28–33 (2012).
- ¹⁵³L. Landau and E. Teller, “L. D. Landau. Collection of Papers [in Russian],” (1969), vol. 1, Moscow, pp. 181–188.
- ¹⁵⁴V. V. Nevdakh, L. N. Orlov, and N. S. Leshenyuk, “Temperature dependence of the vibrational relaxation rate constants of CO₂ (0001) in binary mixtures,” *J. Appl. Spectrosc.* **70**, 276–284 (2003).
- ¹⁵⁵Baulch, D. L. and Drysdale, D. D. and Duxbury, J. and Grant, S. J., *Evaluated Kinetic Data for High-Temperature Reactions Vol 3: Homogeneous Gas Phase Reactions of the O₂-O₃ system, CO-O₂-H₂ system and of Sulphur-containing species* (Buttersworth, Toronto, 1976).
- ¹⁵⁶The inversion of rates k_1 , k_2 were made by other authors. k_1 was performed via an Arrhenius rate for the equilibrium constant¹³¹. Park¹²⁷ does not provide an inversion method for k_2 . Rates k_{5-8} inversion were performed self-consistently through the partition function in the in-house code SPARK. As such it is strange that the Varga rate is now agreeing with the experimental rates measured by Baulch and Thielen. The inversion methods should be verified and checked for consistency in all cases.
- ¹⁵⁷M. Lino da Silva, J. Loureiro, and V. Guerra, “A multiquantum dataset for vibrational excitation and dissociation in high-temperature O₂-O₂ collisions,” *Chem. Phys. Lett.* **531**, 28–33 (2012).
- ¹⁵⁸Y. Liu, M. Panesi, A. Sahai, and M. Vinokur, “General multi-group macroscopic modeling for thermo-chemical non-equilibrium gas mixtures,” *J. Chem. Phys.* **142**, 1–18 (2015).
- ¹⁵⁹A. Sahai, C. O. Johnston, B. Lopez, and M. Panesi, “Flow-radiation coupling in CO₂ hypersonic wakes using reduced-order non-Boltzmann models,” *Phys. Rev. Fluids* **4**, 93401 (2019).

- ¹⁶⁰V. D. Rusanov, A. A. Fridman, and G. V. Sholin, “Population of vibrationally excited states of diatomic molecules in a nonequilibrium plasma in the diffusion approximation,” *Sov. Phys. Tech. Phys* **24** (1979).
- ¹⁶¹V. D. Rusanov, A. A. Fridman, and G. V. Sholin, “The physics of a chemically active plasma with nonequilibrium vibrational excitation of molecules,” *Sov. Phys. - Uspekhi* **24**, 447–474 (1981).
- ¹⁶²P. Diomede, M. C. Van De Sanden, and S. Longo, “Insight into CO₂ dissociation in plasma from numerical solution of a vibrational diffusion equation,” *J. Phys. Chem. C* **121**, 19568–19576 (2017).
- ¹⁶³P. Diomede, M. C. Van De Sanden, and S. Longo, “Vibrational kinetics in plasma as a functional problem: A flux-matching approach,” *J. Phys. Chem. A* **122**, 7918–7923 (2018).
- ¹⁶⁴S. Longo, M. C. van de Sanden, and P. Diomede, “Fokker–Planck equation for chemical reactions in plasmas,” *Rend. Lincei* **30**, 25–30 (2019).
- ¹⁶⁵P. Viegas, M. C. Van De Sanden, S. Longo, and P. Diomede, “Validation of the Fokker-Planck approach to vibrational kinetics in CO₂ plasma,” *J. Phys. Chem. C* **123**, 22823–22831 (2019).
- ¹⁶⁶A. Chedin and J. L. Teffo, “The carbon dioxide molecule: A new derivation of the potential, spectroscopic, and molecular constants,” *J. Mol. Spectrosc.* **107**, 333–342 (1984).
- ¹⁶⁷For this particular P_{213} polyad scheme.
- ¹⁶⁸M. E. Kellman and E. D. Lynch, “Fermi resonance phase space structure from experimental spectra,” *J. Chem. Phys.* **85**, 7216–7223 (1986).
- ¹⁶⁹M. Bermúdez-Montaña, R. Lemus, and O. Castaños, “Polyad breaking phenomenon associated with a local-to-normal mode transition and suitability to estimate force constants,” *Mol. Phys.* **115**, 3076–3103 (2017).
- ¹⁷⁰M. Sánchez-Castellanos and R. Lemus, “A systematic polyad breaking approach to anharmonic systems,” *J. Phys. B At. Mol. Opt. Phys.* **41** (2008), 10.1088/0953-4075/41/17/175101.
- ¹⁷¹M. E. Kellman and V. Tyng, “The dance of molecules: New dynamical perspectives on highly excited molecular vibrations,” *Acc. Chem. Res.* **40**, 243–250 (2007).
- ¹⁷²J. P. Pique, M. Joyeux, J. Manners, and G. Sitja, “Spectroscopy, dynamics, and chaos of the CS₂ molecule: Fourier transform and phase-space analysis,” *J. Chem. Phys.* **95**, 8744–8752 (1991).
- ¹⁷³C. Zhou, D. Xie, R. Chen, G. Yan, H. Guo, V. Tyng, and M. E. Kellman, “Quantum calculation of highly excited vibrational energy levels of CS₂(\tilde{X}) on a new empirical potential

- energy surface and semiclassical analysis of 1:2 Fermi resonance,” *Spectrochimica Acta Part A: Molecular and Biomolecular Spectroscopy* **58**, 727–746 (2002).
- ¹⁷⁴D. Bogdanoff, “Shock tube experiments for Earth and Mars entry conditions,” *Non-Equilibrium Gas Dynamics - From Physical Models to Hypersonic Flights*, The Research and Technology Organisation (RTO) of NATO. Educational Notes, 2009 (2009), 10.14339/RTO-EN-AVT-162.
- ¹⁷⁵B. Cruden, D. Prabhu, and R. Martinez, “Absolute radiation measurement in high mass Venus and Mars entry conditions,” *Journal of Spacecraft and Rockets* **49**, 1069–1079 (2012).
- ¹⁷⁶G. Palmer and B. Cruden, “Experimental validation of CO₂ radiation simulations,” in *43rd AIAA Thermophysics Conference 2012* (2012).
- ¹⁷⁷B. Cruden, A. Brandis, and D. Prabhu, “Measurement and characterization of mid-wave infrared radiation in CO₂ shocks,” in *AIAA AVIATION 2014 -11th AIAA/ASME Joint Thermophysics and Heat Transfer Conference* (2014).
- ¹⁷⁸A. M. Brandis, B. A. Cruden, T. R. White, D. A. Saunders, and C. O. Johnston, “Radiative heating on the after-body of Martian entry vehicles,” in *45th AIAA Thermophysics Conference* (2015).
- ¹⁷⁹B. A. Cruden, A. M. Brandis, T. R. White, and D. Bose, “Radiative heating for MSL entry: Verification of simulations from ground test to flight data,” in *53rd AIAA Aerospace Sciences Meeting* (2015).
- ¹⁸⁰A. M. Brandis, T. R. White, D. Saunders, J. Hill, and C. O. Johnston, “Simulation of the Schiaparelli entry and comparison to aerothermal flight data,” in *AIAA Aviation 2019 Forum* (2019).
- ¹⁸¹D. Luis, *Mapping of the aerodynamic performance of the ESTHER shock-tube*, Master’s thesis, Instituto Superior Técnico, Universidade de Lisboa, Lisbon, Portugal (2018).
- ¹⁸²“ESA Contract No. 4000118059/16/NL/KML/fg, Standard kinetic models for CO₂ dissociating flows,” (2016).
- ¹⁸³<http://esther.ist.utl.pt/pages/stellar.html> (2020).