

Approximate bi-criteria search by efficient representation of subsets of the Pareto-optimal frontier

Oren Salzman

Technion—Israel Institute of Technology
osalzman@cs.technion.ac.il

Abstract—We consider the bi-criteria shortest-path problem where we want to compute shortest paths on a graph that simultaneously balance two cost functions. While this problem has numerous applications, there is usually no path minimizing both cost functions simultaneously. Thus, we typically consider the set of paths where no path is strictly better than the others in both cost functions, a set called the Pareto-optimal frontier. Unfortunately, the size of this set may be exponential in the number of graph vertices and the general problem is NP-hard. While existing schemes to approximate this set exist, they may be slower than exact approaches when applied to relatively small instances and running them on graphs with even a moderate number of nodes is often impractical. The crux of the problem lies in how to efficiently approximate the Pareto-optimal frontier. Our key insight is that the Pareto-optimal frontier can be approximated using *pairs* of paths. This simple observation allows us to run a best-first-search while efficiently and effectively pruning away intermediate solutions in order to obtain an approximation of the Pareto frontier for any given approximation factor. We compared our approach with an adaptation of BOA*, the state-of-the-art algorithm for computing exact solutions to the bi-criteria shortest-path problem. Our experiments show that as the problem becomes harder, the speedup obtained becomes more pronounced. Specifically, on large roadmaps, we obtain an average speedup of more than $\times 8.5$ and a maximal speedup of over $\times 148$.

I. INTRODUCTION & RELATED WORK

We consider the bi-criteria shortest-path problem, an extension to the classical (single-criteria) shortest-path problem where we are given a graph $G = (V, E)$ and each edge has two cost functions. Here, we are required to compute paths that balance between the two cost functions. The well-studied problem [5] has numerous applications. For example, given a road network, the two cost functions can represent travel times and distances and we may need to consider the set of paths that allow to balance between these costs. Other applications include planning of power-transmission lines [1] and planning how to transport hazardous material in order to balance between minimizing the travel distance and the risk of exposure for residents [4].

There usually is no path minimizing all cost functions simultaneously. Thus, we typically consider the set of paths where no path is strictly better than the others for both cost functions, a set called the *Pareto-optimal frontier*. Unfortunately, the problem is NP-hard [19] as the cardinality of the size of

the Pareto-optimal frontier is exponential in $|V|$ [3, 6] and even determining whether a path belongs to the Pareto-optimal frontier is NP-hard [12].

Existing methods either try to efficiently compute the Pareto-optimal frontier or to relax the problem and only compute an approximation of this set.

Efficient computation of the Pareto-optimal frontier.: To efficiently compute the Pareto-optimal frontier, adaptations of the celebrated A* algorithm [8] were suggested. Stewart et al. [20] introduced Multi-Objective A* (MOA*) which is a multiobjective extension of A*. The most notable difference between MOA* and A* is in maintaining the Pareto-optimal frontier to intermediate vertices. This requires to check if a path π is *dominated* by another path $\tilde{\pi}$. Namely, if both of $\tilde{\pi}$'s costs are smaller than π 's costs. As these dominance checks are repeatedly performed, the time complexity of the checks play a crucial role for the efficiency of such bi-criteria shortest-path algorithms. MOA* was later revised [10, 11, 16] with the most efficient variation, termed bi-Objective A* (BOA*) [22] allowing to compute these operations in $O(1)$ time when a consistent heuristic is used.¹

Approximating the Pareto-optimal frontier.: Initial methods in computing an approximation of the Pareto-optimal frontier were directed towards devising a Fully Polynomial Time Approximation Scheme² (FPTAS) [23]. Warburton [24] proposed a method for finding an approximate Pareto optimal solution to the problem for any degree of accuracy using scaling and rounding techniques. Perny and Spanjaard [14] presented another FPTAS given that a finite upper bound L on the numbers of arcs of all solution-paths in the Pareto-frontier is known. This requirement was later relaxed [3, 21] by partitioning the space of solution into cells according to the approximation factor and, roughly speaking, take only one solution in each grid cell. Unfortunately, the running times of FPTASs are typically polynomials of high degree, and hence they may be slower than exact approaches when applied to

¹A heuristic function is said to be consistent if its estimate is always less than or equal to the estimated distance from any neighbouring vertex to the goal, plus the cost of reaching that neighbour.

²An FPTAS is an approximation scheme whose time complexity is polynomial in the input size and also polynomial in $1/\varepsilon$ where ε is the approximation factor.

relatively-small instances and running them on graphs with even a moderate number of nodes (e.g., $\approx 10,000$) is often impractical [3].

A different approach to compute a subset of the Pareto-optimal solution is to find all extreme supported non-dominated points (i.e., the extreme points on the convex hull of the Pareto-optimal set) [18]. Taking a different approach Legriel et al. [9] suggest a method based on satisfiability/constraint solvers. Alternatively, a simple variation of MOA*, termed MOA* _{ε} allows to compute an approximation of the Pareto-optimal frontier by pruning intermediate paths that are approximately dominated by already-computed solutions [14]. However, as we will see, this allows to prune only a small subset of paths that may be pruned.

Finally, recent work [2] conducts a comprehensive computational study with an emphasis on multiple criteria. Similar to the aforementioned FPTASs, their framework still partitions the space prior to running the algorithm.

Key contribution.: To summarize, exact methods compute a solution set whose size is often exponential in the size of the input. While one would expect that approximation algorithms will allow to dramatically speed computation times, in practice their running times are often slower than exact solutions for FPTAS's because they partition the space of solution into cells according to the approximation factor in advance. Alternative methods only prune paths that are approximately dominated by already-computed solutions.

Our key insight is that we can efficiently partition the space of solution into cells during the algorithm's execution (and not a-priori). This allows us to efficiently and effectively prune away intermediate solutions in order to obtain an approximation of the Pareto frontier for any given approximation factor ε (this will be formalized in Sec. II). This is achieved by running a best-first search on *path pairs* and not individual paths. Such path pairs represent a subset of the Pareto frontier such that any solution in this subset is approximately dominated by the two paths. Using concepts that draw inspiration from a recent search algorithm from the robotics literature [7] we propose Path-Pair A* (PP-A*). PP-A* dramatically reduces the computational complexity of the best-first search by merging path pairs while still ensuring that an approximation of the Pareto-optimal frontier is obtained for any desired approximation.

For example, on a roadmap of roughly 1.5 million vertices, PP-A* approximates the Pareto optimal frontier within a factor of 1% in less than four seconds on average on a commodity laptop. We compared our approach with an adaptation of BOA* [22], the state-of-the-art algorithm for computing exact solutions to the bi-criteria shortest-path problem, which we term BOA* _{ε} . BOA* _{ε} computes near optimal solutions by using the approach suggested in [14]. Our experiments show that as the problem becomes harder, the speedup that PP-A* may offer becomes more pronounced. Specifically, on the aforementioned roadmap and using an approximation factor of 0.5%, we obtain an average speedup of $\times 8.7$ and a maximal speedup of over $\times 148$.

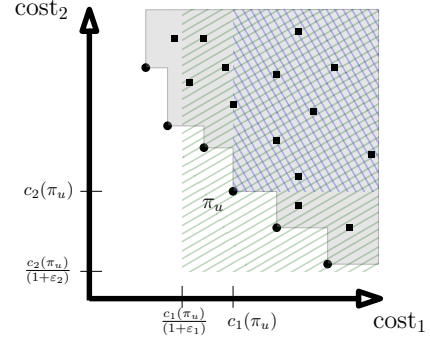


Fig. 1. Dominance, approximate dominance and Pareto frontier. Given start and target vertices, we consider each path π_u as a 2D point $(c_1(\pi_u), c_2(\pi_u))$ according to the two cost functions (points and squares). The set of all possible paths dominated and approximately dominated by path π_u are depicted in blue and green, respectively. The Pareto frontier Π_u is the set of all black points that collectively dominate all other possible paths (squares in grey region).

II. PROBLEM DEFINITION

Let $G = (V, E)$ be a graph, $c_1 : E \rightarrow \mathbb{R}$ and $c_2 : E \rightarrow \mathbb{R}$ be two cost functions defined over the graph edges. A path $\pi = v_1, \dots, v_k$ is a sequence of vertices where consecutive vertices are connected by an edge. We extend the two cost functions to paths as follows:

$$c_1(\pi) = \sum_{i=1}^{k-1} c_1(v_i, v_{i+1}) \quad \text{and} \quad c_2(\pi) = \sum_{i=1}^{k-1} c_2(v_i, v_{i+1}).$$

Unless stated otherwise, all paths start at the same specific vertex v_{start} . We will use the notation π_u to denote a path to vertex u .

Definition 1 (Dominance). *Let π_u and $\tilde{\pi}_u$ be two paths to vertex u . We say that π_u strictly dominates $\tilde{\pi}_u$ if (i) $c_1(\pi_u) < c_1(\tilde{\pi}_u)$ and (ii) $c_2(\pi_u) < c_2(\tilde{\pi}_u)$. We say that π_u weakly dominates $\tilde{\pi}_u$ if (i) $c_1(\pi_u) \leq c_1(\tilde{\pi}_u)$ and (ii) $c_2(\pi_u) \leq c_2(\tilde{\pi}_u)$.*

Definition 2 (Approximate dominance). *Let π_u and $\tilde{\pi}_u$ be two paths to vertex u and let $\varepsilon_1 \geq 0$ and $\varepsilon_2 \geq 0$ be two real values. We say that π_u $(\varepsilon_1, \varepsilon_2)$ -dominates $\tilde{\pi}_u$ if (i) $c_1(\pi_u) \leq (1 + \varepsilon_1) \cdot c_1(\tilde{\pi}_u)$ and (ii) $c_2(\pi_u) \leq (1 + \varepsilon_2) \cdot c_2(\tilde{\pi}_u)$. When $\varepsilon_1 = \varepsilon_2$, we will sometimes say that π_u (ε_1) -dominates $\tilde{\pi}_u$ and call ε_1 the approximation factor.*

Definition 3 ((approximate) Pareto-optimal frontier). *The Pareto-optimal frontier Π_u of a vertex u is a set of paths connecting v_{start} and u such that (i) no path in Π_u is strictly dominated by any other path from v_{start} to u and (ii) every path from v_{start} to u is weakly dominated by a path in Π_u . Similarly, for $\varepsilon_1 \geq 0$ and $\varepsilon_2 \geq 0$ the approximate Pareto frontier³ $\Pi_u(\varepsilon_1, \varepsilon_2) \subseteq \Pi_u$ is a subset of u 's Pareto frontier such that every path in Π_u is $(\varepsilon_1, \varepsilon_2)$ -dominated by a path in $\Pi_u(\varepsilon_1, \varepsilon_2)$.*

For a visualization of these notions, see Fig. 1.

³Our definition of an approximate Pareto frontier slightly differs from existing definitions [3] which do not require that the approximate Pareto frontier is a subset of the Pareto-optimal frontier.

We are now ready to formally define our search problems.

Problem 1 (Bi-criteria shortest path). *Let G be a graph, $c_1, c_2 : E \rightarrow \mathbb{R}$ two cost functions and v_{start} and v_{goal} be start and goal vertices, respectively. The **bi-criteria shortest path** calls for computing the Pareto frontier $\Pi_{v_{\text{goal}}}$.*

Problem 2 (Bi-criteria approximate shortest path). *Let G be a graph, $c_1, c_2 : E \rightarrow \mathbb{R}$ two cost functions and v_{start} and v_{goal} be start and goal vertices, respectively. Given $\varepsilon_1 \geq 0$ and $\varepsilon_2 \geq 0$, the **bi-criteria approximate shortest path** calls for computing an approximate Pareto frontier $\Pi_{v_{\text{goal}}}(\varepsilon_1, \varepsilon_2)$.*

III. ALGORITHMIC BACKGROUND

In this section we describe two approaches to solve the bi-criteria shortest-path problem (Problem 1). With the risk of being tedious, we start with a brief review of best-first search algorithms as both state-of-the-art bi-criteria shortest path algorithms, as well as ours, rely heavily on this algorithmic framework. We note that the description of best-first search we present here can be optimized but this version will allow us to better explain the more advanced algorithms.

A best-first search algorithm (Alg. 1) computes a shortest path from v_{start} to v_{goal} by maintaining a priority queue, called an OPEN list, that contains all the nodes that have not been expanded yet (line 1). Each node n is associated with a vertex v via the mapping $s(\cdot)$. This queue is ordered according to some cost function called the f -value of the node. For example, in Dijkstra and A^* , this is the computed cost from v_{start} (also called its g -value) and the computed cost from v_{start} added to the heuristic estimate to reach v_{goal} , respectively.

At each iteration (lines 3-13), the algorithm extracts the most-promising node from OPEN (line 3), checks if it has the potential to be a better solution than any found so far (line 4). If this is the case and we reached v_{goal} , the solution set is updated (in single-criteria shortest path, once a solution is found, the search can be terminated). If not, we extend the path represented by this node to each of its neighbors (line 10). Again, we check if it has the potential to be a better solution than any found so far (line 11). If this is the case, n' is added to the OPEN list.

Different single-criteria search algorithms such as Dijkstra, A^* , A_ε^* as well as bi-criteria search algorithms such BOA^* fall under this framework. They differ with how OPEN is ordered and how the different functions (highlighted in Alg. 1) are implemented.

Bi-Objective A^* (BOA^*): To efficiently solve Problem 1, bi-Objective A^* (BOA^*) runs a best-first search. The algorithm is endowed with two heuristic functions h_1, h_2 estimating the cost to reach v_{goal} from any node according to c_1 and c_2 , respectively. Throughout this paper, we assume that they are admissible and consistent. This is key as the efficiency of BOA^* relies on this assumption. The f -value of a node is a pair (f_1, f_2) , where f_i is the computed distance according to c_i (also called g_i) from v_s added to h_i . Nodes in OPEN are ordered lexicographically according to this f -value which

Algorithm 1 Best First Search

Input: $(G = (V, E), v_{\text{start}}, v_{\text{goal}}, \dots)$

```

1: OPEN  $\leftarrow$  new node  $n$  with  $s(n) = v_{\text{start}}$ 
2: while OPEN  $\neq \emptyset$  do
3:    $n \leftarrow$  OPEN.extract_min()
4:   if is_dominated( $n$ ) then
5:     continue
6:   if  $s(n) = v_{\text{goal}}$  then  $\triangleright$  reached goal
7:     merge_to_solutions( $n$ , solutions)
8:     continue
9:   for  $e = (s(n), v) \in \text{neighbors}(s(n), G)$  do
10:     $n' \leftarrow$  extend( $n, e$ )
11:    if is_dominated( $n'$ ) then
12:      continue
13:    insert( $n', \text{OPEN}$ )
14: return all extreme paths in solutions

```

concludes the description of how **extract_min** and **insert** (lines 3 and 13, respectively) are implemented.

Domination checks, which are typically time-consuming in bi-criteria search algorithms are implemented in $O(1)$ per node by maintaining for each vertex the minimal g_2 value found so far in a map $g_2^{\min} : V \rightarrow \mathbb{R}$ which is initialized to ∞ for each vertex. This allows to implement the function **is_dominated** for a path to a vertex v by testing if

$$g_2(v) \geq g_2^{\min}(v) \text{ or } f_2(v) \geq g_2^{\min}(v_{\text{goal}}). \quad (1)$$

The first test checks if the node is dominated by an already-extended node and replaces the CLOSED list typically used in A^* -like algorithms. The second test checks if the node has the potential to reach the goal with a solution whose cost is not dominated by any existing solution. Finally, the function **merge_to_solutions** simply adds a newly-found solution to the solution set.

Computing the approximate Pareto frontier: Perny and Spanjaard [14] suggest to compute an approximate Pareto frontier by endowing the algorithm with an approximation factor ε . When a node is popped from OPEN, we test if its f -value is ε -dominated by any solution that was already computed. While this algorithm was presented before BOA^* and hence uses computationally-complex dominance checks, we can easily use this approach to adapt BOA^* to compute an approximate Pareto frontier. This is done by replacing the dominance check in Eq. 1 with the test

$$g_2(v) \geq g_2^{\min}(v) \text{ or } (1 + \varepsilon) \cdot f_2(v) \geq g_2^{\min}(v_{\text{goal}}). \quad (2)$$

We call this algorithm BOA_ε^* .

IV. ALGORITHMIC FRAMEWORK

A. Preliminaries

Recall that (single-criteria) shortest-path algorithms such as A^* find a solution by computing the shortest path to all nodes that have the potential to be on the shortest path to the goal

(namely, that their f -value is less than the current estimate of the cost to reach the goal). Similarly, to solve Problem 1, bi-criteria search algorithms typically compute the subset of the Pareto frontier that has the potential to be in $\Pi_{v_{\text{goal}}}$ for all nodes.

Now, near-optimal (single-criteria) shortest-path algorithms such as A_ϵ^* [13] attempt to speed this process by only *approximating* the shortest path to intermediate nodes. Similarly, we suggest to construct only an approximate Pareto frontier for intermediate nodes which, in turn, will allow to dramatically reduce computation times. Looking at Fig. 1, one may suggest to run an A^* -like search and if a path π_u on the Pareto frontier Π_u of u is approximately dominated by another path $\tilde{\pi}_u \in \Pi_u$, then discard π_u . Unfortunately, this does not account for paths in Π_u that may have been approximately dominated by π_u and hence discarded in previous iterations of the search. Existing methods use very conservative bounds to prune intermediate paths. For example, as stated in Sec. I, if a bound L on the length of the longest path exists, we can use this strategy by replacing $(1 + \epsilon)$ with $(1 + \epsilon)^{1/L}$ to account for error propagation [14].

In contrast, we suggest a simple-yet-effective method to prune away approximately dominated solutions using the notion of a partial Pareto frontier which we now define.

Definition 4 (Partial Pareto frontier PPF). Let $\pi_u^{tl}, \pi_u^{br} \in \Pi_u$ be two paths on the Pareto frontier of vertex u such that $c_1(\pi_u^{tl}) < c_1(\pi_u^{br})$ (here, tl and br are shorthands for “top left” and “bottom right” for reasons which will soon be clear). Their **partial Pareto frontier** $\text{PPF}_{\pi_u^{tl}, \pi_u^{br}} \subseteq \Pi_u$ is a subset of a Pareto frontier such that if $\pi_u \in \Pi_u$ and $c_1(\pi_u^{tl}) < c_1(\pi_u) < c_1(\pi_u^{br})$ then $\pi_u \in \text{PPF}_{\pi_u^{tl}, \pi_u^{br}}$. The paths π_u^{tl}, π_u^{br} are called the **extreme paths** of $\text{PPF}_{\pi_u^{tl}, \pi_u^{br}}$. For a visualization, see Fig. 2.

Definition 5 (Bounded PPF). A partial Pareto frontier $\text{PPF}_{\pi_u^{tl}, \pi_u^{br}} \subseteq \Pi_u$ is (ϵ_1, ϵ_2) -**bounded** if

$$\epsilon_1 \geq \frac{c_1(\pi_u^{br}) - c_1(\pi_u^{tl})}{c_1(\pi_u^{tl})} \text{ and } \epsilon_2 \geq \frac{c_2(\pi_u^{tl}) - c_2(\pi_u^{br})}{c_2(\pi_u^{br})}.$$

Lemma 1. If $\text{PPF}_{\pi_u^{tl}, \pi_u^{br}}$ is an (ϵ_1, ϵ_2) -bounded partial Pareto frontier then any path in $\text{PPF}_{\pi_u^{tl}, \pi_u^{br}}$ is (ϵ_1, ϵ_2) -dominated by both π_u^{tl} and π_u^{br} .

Proof: Let $\pi_u \in \text{PPF}_{\pi_u^{tl}, \pi_u^{br}}$. By definition, we have that $c_1(\pi_u^{tl}) < c_1(\pi_u)$ and that $\epsilon_1 \geq \frac{c_1(\pi_u^{br}) - c_1(\pi_u^{tl})}{c_1(\pi_u^{tl})}$. Thus,

$$c_1(\pi_u^{br}) \leq (1 + \epsilon_1) \cdot c_1(\pi_u^{tl}) < (1 + \epsilon_1) \cdot c_1(\pi_u).$$

As $c_2(\pi_u^{br}) < c_2(\pi_u)$, we have that π_u^{br} approximately dominates π_u .

Similarly, by definition, we have that $c_2(\pi_u) > c_2(\pi_u^{br})$ and that $\epsilon_2 \geq \frac{c_2(\pi_u^{tl}) - c_2(\pi_u^{br})}{c_2(\pi_u^{br})}$. Thus,

$$c_2(\pi_u^{tl}) \leq (1 + \epsilon_2) \cdot c_2(\pi_u^{br}) < (1 + \epsilon_2) \cdot c_2(\pi_u).$$

As $c_1(\pi_u^{tl}) < c_1(\pi_u)$, we have that π_u^{tl} approximately dominates π_u . ■

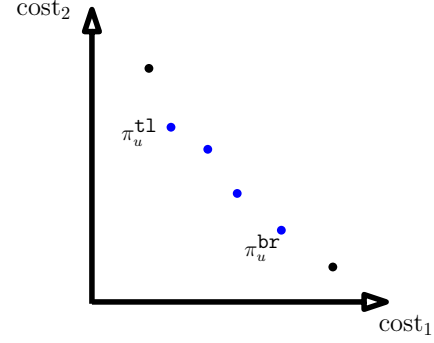


Fig. 2. The partial Pareto frontier of two paths π_u^{tl} and π_u^{br} is the set of all paths (blue dots) on the Pareto frontier (blue and black dots) between these paths. Lemma 1 implies that any path represented by a blue dot is approximately dominated by π_u^{tl} and π_u^{br} for $\epsilon_1 = \frac{c_1(\pi_u^{br}) - c_1(\pi_u^{tl})}{c_1(\pi_u^{tl})}$ and $\epsilon_2 = \frac{c_2(\pi_u^{tl}) - c_2(\pi_u^{br})}{c_2(\pi_u^{br})}$.

B. Algorithmic description

In contrast to standard search algorithms which incrementally construct shortest paths from v_{start} to the graph vertices, our algorithm will incrementally construct (ϵ_1, ϵ_2) -bounded partial Pareto frontiers. Lemma 1 suggests a method to efficiently represent and maintain these frontiers for any approximation factors ϵ_1 and ϵ_2 . Specifically, for a vertex u , PP-A* will maintain *path pairs* corresponding to the extreme paths in partial Pareto frontiers. For each path pair (π_u^{tl}, π_u^{br}) we have that $c_1(\pi_u^{tl}) \leq c_1(\pi_u^{br})$ and $c_2(\pi_u^{tl}) \geq c_2(\pi_u^{br})$.

Before we explain how path pairs will be used let us define operations on path pairs: The first operation we consider is *extending* a path pair (π_u^{tl}, π_u^{br}) by an edge $e = (u, v)$, which simply correspond to extending both π_u^{tl} and π_u^{br} by e . The second operation we consider is *merging* two path pairs (π_u^{tl}, π_u^{br}) and $(\tilde{\pi}_u^{tl}, \tilde{\pi}_u^{br})$. This operation constructs a new path pair $(\hat{\pi}_u^{tl}, \hat{\pi}_u^{br})$ such that

$$\hat{\pi}_u^{tl} = \begin{cases} \pi_u^{tl} & \text{if } c_1(\pi_u^{tl}) \leq c_1(\tilde{\pi}_u^{tl}) \\ \tilde{\pi}_u^{tl} & \text{if } c_1(\tilde{\pi}_u^{tl}) < c_1(\pi_u^{tl}), \end{cases}$$

and

$$\hat{\pi}_u^{br} = \begin{cases} \pi_u^{br} & \text{if } c_2(\pi_u^{br}) \leq c_2(\tilde{\pi}_u^{br}) \\ \tilde{\pi}_u^{br} & \text{if } c_2(\tilde{\pi}_u^{br}) < c_2(\pi_u^{br}). \end{cases}$$

For a visualization, see Fig. 3.

We are finally ready to describe PP-A*, our algorithm for bi-criteria approximate shortest-path computation (Problem 2). We run a best-first search similar to Alg. 1 but nodes are path pairs. We start with the trivial path pair $(v_{\text{start}}, v_{\text{start}})$ and describe our algorithm by detailing the different functions highlighted in Alg. 1. For each function, we describe what needs to be performed and how this can be efficiently implemented when consistent heuristic are used (see Sec. III). Finally, the pseudocode of the algorithm is provided in Alg. 2 with the efficient implementations provided in Alg. 3-6.

Ordering nodes in OPEN: Recall that a node is a path pair (π_u^{tl}, π_u^{br}) and that each path π has two f values,

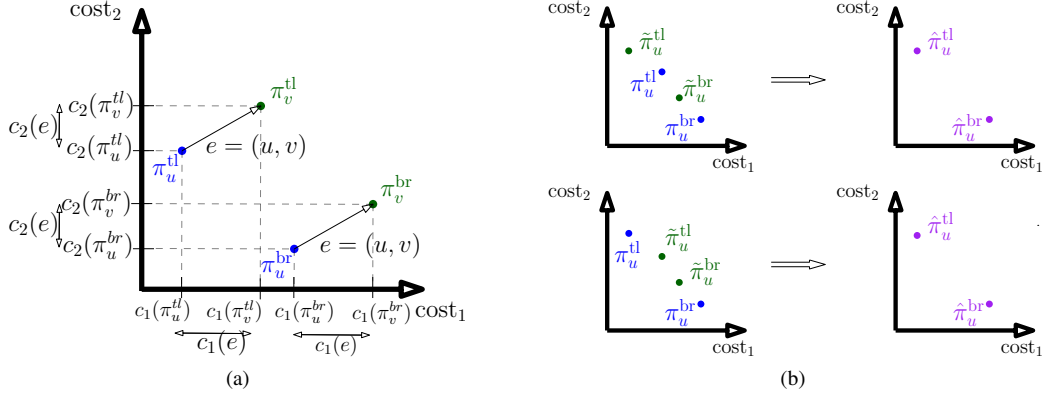


Fig. 3. Operations on path pairs. (a) Extend operation. The path pair (π_u^{tl}, π_u^{br}) (blue) is extended by edge $e = (u, v)$ to obtain the path pair (π_v^{tl}, π_v^{br}) (green). (b) Merge operation. Two examples of merging the path pair (π_u^{tl}, π_u^{br}) (blue) with the path pair $(\hat{\pi}_u^{tl}, \hat{\pi}_u^{br})$ (green) to obtain the path pair $(\hat{\pi}_u^{tl}, \hat{\pi}_u^{br})$ (purple).

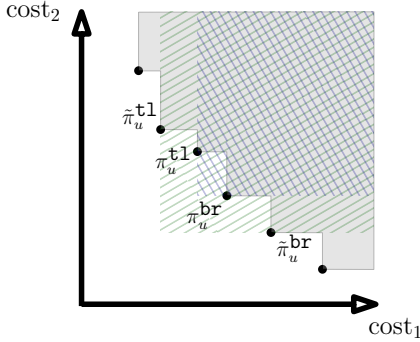


Fig. 4. Testing dominance of partial Pareto frontiers using path pairs. The partial Pareto frontier $\Pi_u^{\pi_u^{tl}, \pi_u^{br}}$ is contained in the partial Pareto frontier $\Pi_u^{\hat{\pi}_u^{tl}, \hat{\pi}_u^{br}}$. Thus, the region represented by π_u^{tl}, π_u^{br} is contained in the region represented by $\hat{\pi}_u^{tl}, \hat{\pi}_u^{br}$.

correspond to the two cost functions and the two heuristic function. Nodes are ordered lexicographically according to

$$(f_1(\pi_u^{tl}), f_2(\pi_u^{br})). \quad (3)$$

Domination checks:: Recall that there are two types of domination checks that we wish to perform (i) checking if a node is dominated by a node that was already expanded and (ii) checking if a node has the potential to reach the goal with a solution whose cost is not dominated by any existing solution.

In our setting a path pair PP_u is dominated by another path pair \tilde{PP}_u if the partial Pareto frontier represented by PP_u is contained in the partial Pareto frontier represented by \tilde{PP}_u (see Fig. 4). We can efficiently test if $PP_u = (\pi_u^{tl}, \pi_u^{br})$ is dominated by any path to u found so far, by checking if

$$c_2(\pi_u^{br}) \geq g_2^{\min}(u). \quad (4)$$

This only holds when using the assumption that our heuristic functions are admissible and consistent and using the way we order our OPEN list.

We now continue to describe how we test if a path pair has the potential to reach the goal with a solution whose cost

is not dominated by any existing solution. Given a path pair $PP_u = (\pi_u^{tl}, \pi_u^{br})$ a lower bound on the partial Pareto frontier at v_{goal} that can be attained via PP_u is obtained by adding the h -value to each of the two paths in PP_u . Namely, we consider two paths $\pi_{v_{\text{goal}}}^{tl}, \pi_{v_{\text{goal}}}^{br}$ such that

$$c_i(\pi_{v_{\text{goal}}}^{tl}) = c_i(\pi_u^{tl}) + h_i(u) \text{ and } c_i(\pi_{v_{\text{goal}}}^{br}) = c_i(\pi_u^{br}) + h_i(u).$$

Note that these paths may not be attainable and are a lower bound on the partial Pareto frontier that can be obtained via PP_u . Now, if the partial Pareto frontier $PPF_{v_{\text{goal}}}^{\pi_{v_{\text{goal}}}^{tl}, \pi_{v_{\text{goal}}}^{br}}$ is contained in the union of the currently-computed partial Pareto frontiers at v_{goal} , then PP_u is dominated. Similar to the previous dominance check, this can be efficiently implemented by testing if

$$(1 + \varepsilon_2) \cdot (c_2(\pi_u^{br}) + h_2(u)) \geq g_2^{\min}(v_{\text{goal}}). \quad (5)$$

Inserting nodes in OPEN:: Recall that we want to use the notion of path pairs to represent a partial Pareto frontier. Key to the efficiency of our algorithm is to have every partial Pareto frontier as large as possible under the constraint that they are all $(\varepsilon_1, \varepsilon_2)$ -bounded. Thus, when coming to insert a path pair PP_u into the OPEN list, we check if there exists a path pair \tilde{PP}_u such that PP_u and \tilde{PP}_u can be merged and the resultant path pair is still $(\varepsilon_1, \varepsilon_2)$ -bounded.

If this is the case, we remove \tilde{PP}_u and replace it with the merged path pair.

Merging solutions:: Since we want to minimize the number of path pairs representing $\Pi_{v_{\text{goal}}}(\varepsilon_1, \varepsilon_2)$ we suggest an optimization that operates similarly to node insertions. When a new path pair $PP_{v_{\text{goal}}}$ representing a partial Pareto frontier at v_{goal} is obtained, we test if there exists a path pair in the solution set $PP_{v_{\text{goal}}}$ such that PP_u and $\tilde{PP}_{v_{\text{goal}}}$ can be merged and the resultant path pair is still $(\varepsilon_1, \varepsilon_2)$ -bounded.

If this is the case, we remove $PP_{v_{\text{goal}}}$ and replace it with the merged path pair.

Returning solutions:: Recall that our algorithm stores solutions as path pairs and not individual paths. To return an approximate Pareto frontier, we simply return one path in each

Algorithm 2 PP-A*

Input: $(G = (V, E), v_{\text{start}}, v_{\text{goal}}, c_1, c_2, h_1, h_2, \varepsilon_1, \varepsilon_2)$

- 1: solutions_pp $\leftarrow \emptyset$ \triangleright path pairs
- 2: OPEN \leftarrow new path pair $(v_{\text{start}}, v_{\text{start}})$
- 3: **while** OPEN $\neq \emptyset$ **do**
- 4: $(\pi_u^{\text{tl}}, \pi_u^{\text{br}}) \leftarrow$ OPEN.extract_min()
- 5: **if** is_dominated_PP-A* $(\pi_u^{\text{tl}}, \pi_u^{\text{br}})$ **then**
- 6: **continue**
- 7: **if** $u = v_{\text{goal}}$ **then** \triangleright reached goal
- 8: merge_to_solutions_PP-A* $(\pi_u^{\text{tl}}, \pi_u^{\text{br}}, \text{solutions_pp})$
- 9: **continue**
- 10: **for** $e = (u, v) \in \text{neighbors}(s(n), G)$ **do**
- 11: $\pi_v^{\text{tl}}, \pi_v^{\text{br}} \leftarrow$ extend_PP-A* $((\pi_u^{\text{tl}}, \pi_u^{\text{br}}), e)$
- 12: **if** is_dominated_PP-A* $(\pi_v^{\text{tl}}, \pi_v^{\text{br}})$ **then**
- 13: **continue**
- 14: insert_PP-A* $((\pi_v^{\text{tl}}, \pi_v^{\text{br}}), \text{OPEN})$
- 15: solutions $\leftarrow \emptyset$
- 16: **for** $(\pi_{v_{\text{goal}}}^{\text{tl}}, \pi_{v_{\text{goal}}}^{\text{br}}) \in \text{solutions_pp}$ **do**
- 17: solutions $\leftarrow \text{solutions} \cup \{(\pi_{v_{\text{goal}}}^{\text{tl}}, \pi_{v_{\text{goal}}}^{\text{br}})\}$
- 18: **return** solutions

Algorithm 3 is_dominated_PP-A*

Input: $(\text{PP}_u = (\pi_u^{\text{tl}}, \pi_u^{\text{br}}))$

- 1: **if** $c_2(\pi_u^{\text{br}}) + h_2(u) \geq g_2^{\min}(v_{\text{goal}})$ **then**
- 2: **return** true \triangleright dominated by solution
- 3: **if** $c_2(\pi_u^{\text{br}}) \geq g_2^{\min}(u)$ **then**
- 4: **return** true \triangleright dominated by existing path pair
- 5: **return** false

Algorithm 4 extend_PP-A*

Input: $(\text{PP}_u = (\pi_u^{\text{tl}}, \pi_u^{\text{br}}), e = (u, v))$

- 1: $\pi_v^{\text{tl}} \leftarrow$ extend (π_u^{tl})
- 2: $\pi_v^{\text{br}} \leftarrow$ extend (π_u^{br})
- 3: **return** $(\pi_v^{\text{tl}}, \pi_v^{\text{br}})$

Algorithm 5 insert_PP-A*

Input: $(\text{PP}_v, \text{OPEN})$

- 1: **for each** path pair $\tilde{\text{PP}}_v \in \text{OPEN}$ **do**
- 2: $\text{PP}_v^{\text{merged}} \leftarrow \text{merge}(\tilde{\text{PP}}_v, \text{PP}_v)$
- 3: **if** $\text{PP}_v^{\text{merged}}$.is_bounded $(\varepsilon_1, \varepsilon_2)$ **then**
- 4: OPEN.remove $(\tilde{\text{PP}}_v)$ \triangleright remove existing path pair
- 5: OPEN.insert $(\text{PP}_v^{\text{merged}})$
- 6: **return**
- 7: OPEN.insert (PP_v)
- 8: **return**

path pair. Here, we arbitrarily choose to return $\pi_{v_{\text{goal}}}^{\text{tl}}$ for each path pair $(\pi_{v_{\text{goal}}}^{\text{tl}}, \pi_{v_{\text{goal}}}^{\text{br}})$.

Algorithm 6 merge_to_solutions_PP-A*

Input: $(\text{PP}_{v_{\text{goal}}}, \text{solutions_pp})$

- 1: **for each** path pair $\tilde{\text{PP}}_{v_{\text{goal}}} \in \text{solutions_pp}$ **do**
- 2: $\text{PP}_{v_{\text{goal}}}^{\text{merged}} \leftarrow \text{merge}(\tilde{\text{PP}}_{v_{\text{goal}}}, \text{PP}_v)$
- 3: **if** $\text{PP}_{v_{\text{goal}}}^{\text{merged}}$.is_bounded $(\varepsilon_1, \varepsilon_2)$ **then**
- 4: solutions_pp.remove $(\tilde{\text{PP}}_{v_{\text{goal}}})$
- 5: solutions_pp.insert $(\text{PP}_{v_{\text{goal}}}^{\text{merged}})$
- 6: **return**
- 7: solutions_pp.insert $(\text{PP}_{v_{\text{goal}}})$
- 8: **return**

C. Analysis

To show that PP-A* indeed computes an approximate Pareto frontier using the domination checks suggested in Eq. 4 and 5, it will be useful to introduce the notion of a path pair's *apex* which represents a (possibly non-existent) path that dominates all paths represented by the path pair.

Definition 6. Let $\text{PP}_u = (\pi_u^{\text{tl}}, \pi_u^{\text{br}})$ be a path pair. Its apex is a two-dimensional point $\mathcal{A}_u = (c_1(\pi_u^{\text{tl}}), c_2(\pi_u^{\text{br}}))$. The f -value of the apex is $(c_1(\pi_u^{\text{tl}}) + h_1(u), c_2(\pi_u^{\text{br}}) + h_2(u))$

If we (conceptually) replace each path pair used by PP-A* with its corresponding apex, we obtain an algorithm that is very similar to BOA $_{\varepsilon}^*$. Specifically, both algorithms (i) order nodes / apexes in the OPEN list lexicographically, (ii) update $g_2^{\min}(u)$ for each vertex u when a node / apex is popped if $g_2 < g_2^{\min}(u)$ where g_2 is the c_2 -cost of the node / apex and (iii) prune a node / apex using the same condition (notice that Eq. 2 is identical to Eq 4 and 5).

The main difference is that PP-A* also merges path pairs. This turns the search tree into a directed acyclic graph (DAG).

Now we can easily adapt several Lemmas described in [22]⁴:

Lemma 2 (Corresponding to Lemma 1 in [22]). *After extending an apex, the new apex has f_1 - and f_2 -values that are no smaller than the f_1 - and f_2 -values, respectively, of the generating apex.*

The proof is identical to Lemma 1 in [22]. However, it is important to note that an apex can also be created by merging two existing apexes. Here, it is not clear which is the “parent” apex and the Lemma does not necessarily hold. However, we can state the following straightforward observation:

Observation 7. Let $\mathcal{A}_u^{\text{merged}}$ be the apex resulting from a merge operation between \mathcal{A}_u^1 and \mathcal{A}_u^2 . Then, the f_1 - and f_2 -values of $\mathcal{A}_u^{\text{merged}}$ cannot be smaller than the f_1 - and f_2 -values of both of \mathcal{A}_u^1 and \mathcal{A}_u^2 . Specifically,

$$f_1(\mathcal{A}_u^{\text{merged}}) = \min(f_1(\mathcal{A}_u^1), f_1(\mathcal{A}_u^2)),$$

⁴When adapting the Lemmas used in [22], we mention the corresponding Lemma number. Furthermore, to ease a reader interested in comparing the Lemmas and the corresponding proofs, when possible, we use the same notation and even the same words. This was done after obtaining permission from the authors in [22].

and

$$f_2(\mathcal{A}_u^{\text{merged}}) = \min(f_2(\mathcal{A}_u^1), f_2(\mathcal{A}_u^2)).$$

Lemma 3 (Corresponding to Lemma 2 in [22]). *The sequences of extracted and expanded apexes have monotonically non-decreasing f_1 -values.*

Proof: An apex extracted by PP-A* from the OPEN list has the smallest f_1 -value among of all apexes in the Open list. Since generated apexes that are added to the Open list have f_1 -values that are no smaller than those of their expanded parent apexes (Lemma 2) and an apex resulting from a merge operation cannot have an f_1 -value smaller than the f_1 -value of both of the merged apexes (Obs 7), the sequence of extracted apexes has monotonically non-decreasing f_1 -values. ■

Lemma 4 (Corresponding to Lemma 3 in [22]). *The sequences of extracted apexes with the same state has strictly monotonically decreasing f_2 -values.*

The proof is identical to Lemma 3 in [22].

Lemma 5 (Corresponding to Lemma 6 in [22]). *If apex \mathcal{A}_u^1 is weakly dominated by apex \mathcal{A}_u^2 , then each apex at v_{goal} in the subtree of the search tree rooted at \mathcal{A}_u^1 (when no merge operations are performed in the subtree) is weakly dominated by an apex at v_{goal} in the DAG rooted at \mathcal{A}_u^2 (even when merge operations are performed).*

Proof: Since apex \mathcal{A}_u^1 is weakly dominated by apex \mathcal{A}_u^2 , $g_1(\mathcal{A}_u^1) \leq g_1(\mathcal{A}_u^2)$ (here, given apex $\mathcal{A} = (p_1, p_2)$ we define $g_i(\mathcal{A}) := p_i$ corresponding to the g -value of nodes in standard A*-like algorithms). Assume that $\mathcal{A}_{v_{\text{goal}}}^3$ is an apex at the goal in the subtree of the search tree rooted at \mathcal{A}_u^1 (when no merge operations are performed). Let the sequence of vertices of the apexes along a branch of the search tree from the root apex to \mathcal{A}_u^1 be u_1, \dots, u_i (with $u_1 = v_{\text{start}}$ and $u_i = u$). Similarly, let the sequence of vertices of the apexes along a branch of the DAG from the root apex to \mathcal{A}_u^2 be u'_1, \dots, u'_j (with $u'_1 = v_{\text{start}}$ and $u'_j = u$). Finally, let the sequence of vertices of the apexes along a branch of the search tree from \mathcal{A}_u^1 to $\mathcal{A}_{v_{\text{goal}}}^3$ be $\pi = u_i, \dots, u_k$ (with $u_k = v_{\text{goal}}$).

Then, there is an apex $\mathcal{A}_{v_{\text{goal}}}^4$ at the goal in the DAG rooted at apex \mathcal{A}_u^2 such that the sequence of vertices of the apexes along a branch of the DAG from the root apex to $\mathcal{A}_{v_{\text{goal}}}^4$ is $u'_1, \dots, u'_j, u_{i+1}, \dots, u_k$. Since $g_1(\mathcal{A}_u^1) \leq g_1(\mathcal{A}_u^2)$, it follows that

$$\begin{aligned} g_1(\mathcal{A}_{v_{\text{goal}}}^4) &= g_1(\mathcal{A}_u^2) + c_1(\pi) \\ &\leq g_1(\mathcal{A}_u^1) + c_1(\pi) \\ &= g_1(\mathcal{A}_{v_{\text{goal}}}^3). \end{aligned}$$

Thus, $g_1(\mathcal{A}_{v_{\text{goal}}}^4) \leq g_1(\mathcal{A}_{v_{\text{goal}}}^3)$. Following similar lines yields that $g_2(\mathcal{A}_{v_{\text{goal}}}^4) \leq g_2(\mathcal{A}_{v_{\text{goal}}}^3)$. Thus, $\mathcal{A}_{v_{\text{goal}}}^4$ weakly dominates $\mathcal{A}_{v_{\text{goal}}}^3$. ■

The following Lemma concludes the building blocks we will need to prove that PP-A* computes an approximate Pareto frontier. However, it can be easily adapted to show that BOA* also computes an approximate Pareto frontier.

Lemma 6 (Corresponding to Lemma 7 in [22]). *When PP-A* prunes an apex \mathcal{A}_u^1 at state u and this prevents it in the future from adding an apex $\mathcal{A}_{v_{\text{goal}}}^2$ (at the goal state) to the solution set, then it can still add in the future an apex (with the goal state) that approximately dominates apex $\mathcal{A}_{v_{\text{goal}}}^2$.*

Proof: We prove the statement by induction on the number of pruned apexes so far, including apex \mathcal{A}_u^1 . If the number of pruned apexes is zero, then the lemma trivially holds. Now assume that the number of pruned apexes is $n+1$ and the lemma holds for $n \geq 0$. We distinguish three cases:

C1 PP-A* prunes apex \mathcal{A}_u^1 on line 5 because of the first pruning condition (Eq. 4): Then, PP-A* has expanded an apex \mathcal{A}_u^4 at state u previously such that $g_2^{\min}(u) = g_2(\mathcal{A}_u^4)$ since otherwise $g_2^{\min}(u) = \infty$ and the pruning condition could not hold. Combining both (in)equalities yields $g_2(\mathcal{A}_u^1) \geq g_2(\mathcal{A}_u^4)$. Since $f_1(\mathcal{A}_u^1) \geq f_1(\mathcal{A}_u^4)$ (Lemma 3),

$$\begin{aligned} g_1(\mathcal{A}_u^1) + h_1(u) &= f_1(\mathcal{A}_u^1) \\ &\geq f_1(\mathcal{A}_u^4) \\ &= g_1(\mathcal{A}_u^4) + h_1(u). \end{aligned}$$

Thus $g_1(\mathcal{A}_u^1) \geq g_1(\mathcal{A}_u^4)$. Combining both inequalities yields that apex \mathcal{A}_u^1 is weakly dominated by apex \mathcal{A}_u^4 and thus each apex at v_{goal} in the subtree rooted at \mathcal{A}_u^1 , including $\mathcal{A}_{v_{\text{goal}}}^2$, is weakly dominated (and hence approximately dominated) by an apex $\mathcal{A}_{v_{\text{goal}}}^5$ in the subtree rooted at apex \mathcal{A}_u^4 (Lemma 5). In case PP-A* has pruned an apex that prevents it in the future from adding apex \mathcal{A}_u^5 to the solution set, then it can still add in the future an apex (at the goal state) that approximately dominates $\mathcal{A}_{v_{\text{goal}}}^5$ and thus also apex $\mathcal{A}_{v_{\text{goal}}}^2$ (induction assumption).

C2 PP-A* prunes apex \mathcal{A}_u^1 on line 5 because of the second pruning condition (Eq. 5): Then, PP-A* has expanded an apex $\mathcal{A}_{v_{\text{goal}}}^4$ with the goal state previously such that $g_2^{\min}(v_{\text{goal}}) = g_2(\mathcal{A}_{v_{\text{goal}}}^4)$ since otherwise $g_2^{\min}(v_{\text{goal}}) = \infty$ and the pruning condition could not hold. Combining both (in)equalities yields that $(1 + \varepsilon_2) \cdot f_2(\mathcal{A}_u^1) \geq g_2(\mathcal{A}_{v_{\text{goal}}}^4)$. Since \mathcal{A}_u^1 is an ancestor of $\mathcal{A}_{v_{\text{goal}}}^2$ in the search tree, $f_2(\mathcal{A}_{v_{\text{goal}}}^2) \geq f_2(\mathcal{A}_u^1)$ (Lemma 2). Combining both inequalities yields $g_2(\mathcal{A}_{v_{\text{goal}}}^2) = f_2(\mathcal{A}_{v_{\text{goal}}}^2) \geq g_2(\mathcal{A}_{v_{\text{goal}}}^4)/(1 + \varepsilon_2)$. Since \mathcal{A}_u^1 is an ancestor of $\mathcal{A}_{v_{\text{goal}}}^2$ in the search tree, $g_1(\mathcal{A}_{v_{\text{goal}}}^2) = f_1(\mathcal{A}_{v_{\text{goal}}}^2) \geq f_1(\mathcal{A}_u^1)$ (Lemma 2). Since $f_1(\mathcal{A}_u^1) \geq f_1(\mathcal{A}_{v_{\text{goal}}}^4)$ (Lemma 3), it follows that $g_1(\mathcal{A}_{v_{\text{goal}}}^2) \geq f_1(\mathcal{A}_u^1) \geq f_1(\mathcal{A}_{v_{\text{goal}}}^4) = g_1(\mathcal{A}_{v_{\text{goal}}}^4)$. Combining $g_1(\mathcal{A}_{v_{\text{goal}}}^2) \geq g_1(\mathcal{A}_{v_{\text{goal}}}^4)$ and $g_2(\mathcal{A}_{v_{\text{goal}}}^2) \geq g_2(\mathcal{A}_{v_{\text{goal}}}^4)/(1 + \varepsilon_2)$ yields that $\mathcal{A}_{v_{\text{goal}}}^2$ is approximately dominated by $\mathcal{A}_{v_{\text{goal}}}^4$. In case PP-A* has pruned an apex that prevents it in the future from adding $\mathcal{A}_{v_{\text{goal}}}^4$ to the solution set, then it can still add in the future an apex that approximately dominates $\mathcal{A}_{v_{\text{goal}}}^4$ and thus also $\mathcal{A}_{v_{\text{goal}}}^2$ (induction assumption).

C3 PP-A* prunes apex \mathcal{A}_u^1 on line 12 because of either the first or the second pruning condition (Eq. 4 or 5): The

proofs of Case **C1** or Case **C2**, respectively, apply unchanged except that $f_1(\mathcal{A}_u^1) \geq f_1(\mathcal{A}_{v_{\text{goal}}}^4)$ now holds for a different reason. Let \mathcal{A}_v^3 be the apex that PP-A* expands when it executes Line 12. Combining $f_1(\mathcal{A}_u^1) \geq f_1(\mathcal{A}_v^3)$ (Lemma 2) and $f_1(\mathcal{A}_v^3) \geq f_1(\mathcal{A}_{v_{\text{goal}}}^4)$ (Lemma 3) yields $f_1(\mathcal{A}_u^1) \geq f_1(\mathcal{A}_{v_{\text{goal}}}^4)$.

Lemma 6 states that all solutions in the partial Pareto frontier captured by a path pair that was pruned by PP-A* are approximately dominated by an apex of a path pair that was used as a solution. Combining this with the fact that all path pairs are $(\varepsilon_1, \varepsilon_2)$ -bounded by constructed we obtain the following Corollary.

Corollary 1. *Given a Bi-criteria approximate shortest path (Problem 2), PP-A* returns an approximate Pareto frontier.*

V. EVALUATION

Experimental setup.: To evaluate our approach we compare it to BOA* as BOA* was recently shown to dramatically outperform other state-of-the-art algorithms for bi-criteria shortest path [22]. All experiments were run on an 1.8GHz Intel(R) Core(TM) i7-8565U CPU Windows 10 machine with 16GB of RAM. All algorithm implementations were in C++. We use road maps from the 9th DIMACS Implementation Challenge: Shortest Path⁵. The cost components represent travel distances (c_1) and times (c_2). The heuristic values are the exact travel distances and times to the goal state, computed with Dijkstras algorithm. Since all algorithms use the same heuristic values, heuristic-computation times are omitted.

General comparison.: Similar to the experiments of Ulloa et al [22] we start by comparing the algorithms for four different roadmaps containing between roughly 250K and 1M vertices. Table I summarizes the number of solutions in the approximate Pareto frontier and average, minimum and maximum running times of the two algorithms using the following approximation⁶ factors $\varepsilon \in \{0, 0.01, 0.025, 0.05, 0.1\}$. Here, an approximation value of zero and 0.01 correspond to computing the entire Pareto frontier and approximating it using a value of 1%, respectively.

When computing the entire Pareto frontier BOA* is roughly 1.5 faster than PP-A* on average. This is to be expected as PP-A* stores for each element in the priority queue two paths and requires more computationally-demanding operations. As the approximation factor is increased, the average running time of PP-A* drops faster, when compared to BOA* and we observe a significant average speedup. Interestingly, when looking at the minimal running time, BOA* significantly outperforms PP-A*. This is because in such settings the approximate Pareto frontier contains one solution, which BOA* is able to compute very fast. Other nodes are approximately dominated by this solution and the algorithm can terminate

| New York City (NY) | | | | | | | | |
|-----------------------------------|----------------------|------|--------|--------|-------|------|---------|---------|
| 264,346 states, 730,100 edges | | | | | | | | |
| ε | avg n_{sol} | | avg t | | min t | | max t | |
| | PP-A* | BOA* | PP-A* | BOA* | PP-A* | BOA* | PP-A* | BOA* |
| 0 | 143 | 143 | 3,709 | 2,682 | 88 | 3 | 60,066 | 41,219 |
| 0.01 | 18 | 20 | 1,387 | 2,397 | 86 | 3 | 18,052 | 38,957 |
| 0.025 | 9 | 10 | 864 | 2,203 | 89 | 3 | 12,771 | 45,392 |
| 0.05 | 5 | 6 | 584 | 1,648 | 92 | 4 | 7,909 | 31,882 |
| 0.1 | 3 | 3 | 397 | 1,116 | 91 | 3 | 4,449 | 19,464 |
| San Francisco Bay (BAY) | | | | | | | | |
| 321,270 states, 794,830 edges | | | | | | | | |
| ε | avg n_{sol} | | avg t | | min t | | max t | |
| | PP-A* | BOA* | PP-A* | BOA* | PP-A* | BOA* | PP-A* | BOA* |
| 0 | 109 | 109 | 4,199 | 2,653 | 94 | 3 | 78,936 | 44,706 |
| 0.01 | 15 | 16 | 1,129 | 2,396 | 98 | 4 | 11,677 | 46,189 |
| 0.025 | 8 | 8 | 753 | 2,325 | 87 | 4 | 6,608 | 40,068 |
| 0.05 | 5 | 5 | 579 | 1,998 | 79 | 4 | 4,821 | 39,062 |
| 0.1 | 3 | 3 | 381 | 1,254 | 90 | 3 | 2,632 | 20,816 |
| Colorado (COL) | | | | | | | | |
| 435,666 states, 1,042,400 edges | | | | | | | | |
| ε | avg n_{sol} | | avg t | | min t | | max t | |
| | PP-A* | BOA* | PP-A* | BOA* | PP-A* | BOA* | PP-A* | BOA* |
| 0 | 332 | 332 | 15,698 | 10,400 | 122 | 6 | 217,499 | 152,341 |
| 0.01 | 14 | 15 | 2,433 | 9,270 | 120 | 6 | 32,314 | 150,310 |
| 0.025 | 7 | 7 | 1,417 | 8,133 | 138 | 6 | 19,662 | 156,809 |
| 0.05 | 4 | 4 | 914 | 6,735 | 123 | 5 | 11,579 | 139,313 |
| 0.1 | 2 | 2 | 616 | 5,670 | 115 | 4 | 7,700 | 127,658 |
| Florida (FL) | | | | | | | | |
| 1,070,376 states, 2,712,798 edges | | | | | | | | |
| ε | avg n_{sol} | | avg t | | min t | | max t | |
| | PP-A* | BOA* | PP-A* | BOA* | PP-A* | BOA* | PP-A* | BOA* |
| 0 | 367 | 367 | 36,888 | 22,141 | 334 | 13 | 858,069 | 479,021 |
| 0.01 | 12 | 13 | 4,152 | 18,238 | 316 | 12 | 66,743 | 372,203 |
| 0.025 | 5 | 6 | 2,194 | 15,562 | 295 | 12 | 27,209 | 341,701 |
| 0.05 | 3 | 3 | 1,423 | 10,966 | 304 | 11 | 15,409 | 228,010 |
| 0.1 | 2 | 2 | 936 | 7,248 | 271 | 11 | 7,006 | 123,906 |

TABLE I
AVERAGE NUMBER OF SOLUTIONS (n_{sol}) AND RUNTIME (IN MS)
COMPARING BOA* AND PP-A* ON 50 RANDOM QUERIES SAMPLED FOR
FOUR DIFFERENT ROADMAPS FOR DIFFERENT APPROXIMATION FACTORS.

| North East (NE) | | | | | | | | |
|-----------------------------------|-------|-------|---------|-------|------|---------|--------|--------|
| 1,524,453 states, 3,897,636 edges | | | | | | | | |
| ε | avg t | | | min t | | | max t | |
| | IL | BOA* | Speedup | IL | BOA* | Speedup | IL | BOA* |
| 0 | 250.1 | 176.7 | 0.6 | 0.41 | 0.03 | 0.07 | 2684.7 | 1795.1 |
| 0.01 | 24.5 | 154.0 | 3.4 | 0.42 | 0.04 | 0.09 | 226.5 | 1598.2 |
| 0.025 | 10.8 | 126.3 | 5.4 | 0.42 | 0.03 | 0.06 | 62.5 | 1485.4 |
| 0.05 | 6.3 | 101.1 | 8.7 | 0.37 | 0.03 | 0.07 | 34.4 | 1246.8 |
| 0.1 | 3.6 | 69.9 | 8.6 | 0.42 | 0.02 | 0.05 | 21.6 | 942.0 |

TABLE II
RUNTIME (IN SECONDS) COMPARING BOA* AND PP-A* ON 50 RANDOM
QUERIES SAMPLED FOR THE NE MAP.

very quickly. PP-A*, on the other hand, still performs merge operations which incur a computational overhead. When looking at the maximal running time, we can see an opposite trend where PP-A* outperforms BOA* by a large factor.

Pinpointing the performance differences between PP-A and BOA*.*: The first set of results suggest that as the problem becomes harder, the speedup that PP-A* may offer becomes more pronounced. We empirically quantify this claim by moving to a larger map called the North East (NE) map which contains 1,524,453 states and 3,897,636 edges where we obtain even larger speedups (see Table II).

We plot both the number of nodes expanded (which typically is proportional to running time of A*-like algorithms) as well as the running time of each algorithm as a function of the approximation factor (see, Fig. 5a and 5b, respectively). Here we used $\varepsilon \in \{0, 0.01, 0.025, 0.05, 0.1, 0.25, 0.5, 1\}$.

We observe that the number of nodes expanded monotonically decreases when the approximation factor is increased

⁵<http://users.diag.uniroma1.it/challenge9/download.shtml>.

⁶While PP-A* allows a user to specify two approximation factors corresponding to the two cost functions, this is not the case for BOA*. Thus, in all experiments we use a single approximation factor ε and set $\varepsilon_1 = \varepsilon_2 = \varepsilon$.

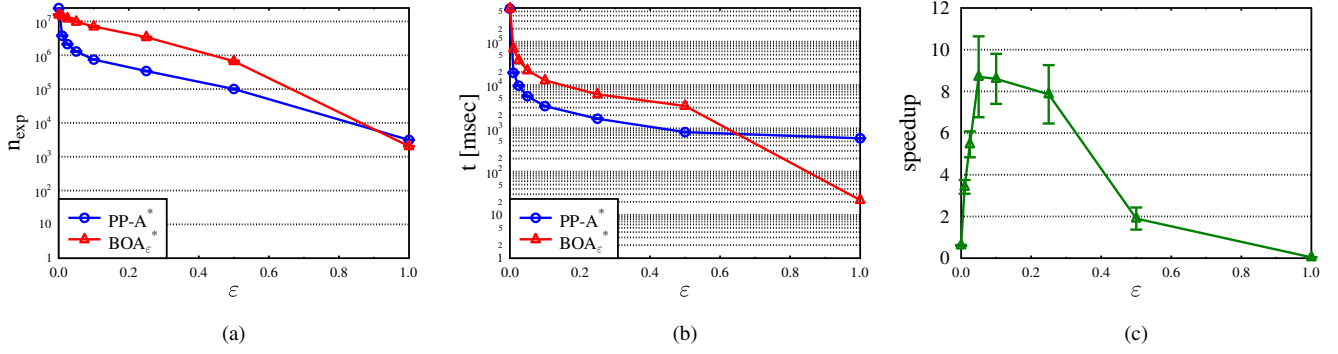


Fig. 5. North East (NE) plots. (a) The average number of expanded nodes (n_{exp}) and (b) the average time for both algorithms as a function of the approximation factor. Notice the logarithmic scale in the y-axis for both plots. (c) The average speedup of PP-A* when compared to BOA* as a function of the approximation factor. Error bars denote one standard error (error bars in (a) and (b) are not visible due to the logarithmic scale).

for both algorithms. This is because additional nodes may be pruned which in turn, prunes all nodes in their subtree. It is important to discuss *how* these nodes are pruned: Recall that BOA* prunes nodes according to Eq. 2. Thus, increasing the approximation factor only allows to prune more nodes according to the already-computed solutions and not according to the paths computed to intermediate nodes. In contrast, PP-A* prunes nodes according to Eq. 4 and 5. Thus, in addition to more path pairs being merged, increasing the approximation allows to prune more path pairs according to the already-computed solutions as well as the path pairs computed to intermediate vertices. Thus, for relatively-small approximation factors that are greater than zero (in our setting, $0 < \epsilon < 0.5$), we see that BOA* expands a significantly higher number of nodes than PP-A* which explains the speedups we observed. However, for large approximation factors, there is typically only one solution in the approximate Pareto frontier. This solution, which is found quickly by BOA*, allows to prune almost all other paths which results in BOA* running much faster than PP-A*. This trend is visualized in Fig. 5c.

The above discussion assumed that the environment is fixed and only the approximation factor is changed. However, the graph itself can also have a dramatic effect on the running time of both algorithms. In small graphs with a small number of solutions in the approximate Pareto frontier, there are less paths to compute and an existing solution may be used to prune away many intermediate nodes (or path pairs). To demonstrate this, we consider each experiment where a positive approximation factor was used (regardless of the approximation factor used) as a triplet ($n_{\text{sol}}, n_{\text{exp}}, s$) where n_{sol} and n_{exp} are the number of solutions in the approximate Pareto frontier and the number of nodes expanded by BOA* and s is the speedup compared to PP-A* when running with the same approximation factor. We plot (Fig. 6) each triplet (notice that both the time and the speedup axis are in logarithmic scale). We can observe that when we are allowed to approximate the Pareto frontier and the problem is not “easy” (captured by a small number of vertices that need to be expanded or a small-size approximate

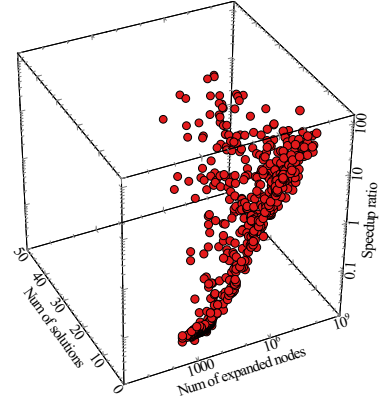


Fig. 6. Speedup of PP-A* over BOA* in the NE map as a function of the number of solutions in the approximate Pareto frontier and the number of expanded nodes computed and generated by BOA*, respectively.

Pareto frontier), PP-A* allows to compute an approximate Pareto frontier dramatically faster than BOA*.

VI. FUTURE RESEARCH

A. Bidirectional search

We presented PP-A* as a unidirectional search algorithm, however a common approach to speed up search algorithms is to perform two simultaneous searches: a forward search from v_{start} to v_{goal} and a backward search from v_{goal} to v_{start} [15]. Thus, an immediate task for future research is to suggest a bidirectional extension of PP-A*. Here we can build upon recent progress in bi-directional search algorithms for bi-criteria shortest-path problems [17].

B. Beyond two optimization criteria

We presented PP-A* as a search algorithm for two optimization criteria, however the same concepts can be used for multi-criteria optimization problems. Unfortunately, it is not clear how to perform operations such as dominance checks efficiently since the methods presented for BOA* do not extend to such settings.

REFERENCES

- [1] Bachmann, D.; Bökler, F.; Kopeck, J.; Popp, K.; Schwarze, B.; and Weichert, F. 2018. Multi-objective optimisation based planning of power-line grid expansions. *ISPRS International Journal of Geo-Information* 7(7):258.
- [2] Bökler, F., and Chimani, M. 2020. Approximating multiobjective shortest path in practice. In *Symposium on Algorithm Engineering and Experiments, (ALENEX)*, 120–133.
- [3] Breugem, T.; Dollevoet, T.; and van den Heuvel, W. 2017. Analysis of FPTASes for the multi-objective shortest path problem. *Computers & Operations Research* 78:44–58.
- [4] Bronfman, A.; Marianov, V.; Paredes-Belmar, G.; and Lüer-Villagra, A. 2015. The maximin HAZMAT routing problem. *European Journal of Operational Research* 241(1):15–27.
- [5] Chinchuluun, A., and Pardalos, P. M. 2007. A survey of recent developments in multiobjective optimization. *Annals of Operations Research* 154(1):29–50.
- [6] Ehrgott, M. 2005. *Multicriteria Optimization* (2. ed.). Springer.
- [7] Fu, M.; Kuntz, A.; Salzman, O.; and Alterovitz, R. 2019. Toward asymptotically-optimal inspection planning via efficient near-optimal graph search. In *Robotics: Science and Systems (RSS)*.
- [8] Hart, P. E.; Nilsson, N. J.; and Raphael, B. 1968. A formal basis for the heuristic determination of minimum cost paths. *IEEE Transactions on Systems Science and Cybernetics* 4(2):100–107.
- [9] Legriel, J.; Le Guernic, C.; Cotton, S.; and Maler, O. 2010. Approximating the pareto front of multi-criteria optimization problems. In *International Conference on Tools and Algorithms for the Construction and Analysis of Systems*, 69–83.
- [10] Mandow, L., and De La Cruz, J. L. P. 2005. A new approach to multiobjective A* search. In *International Joint Conferences on Artificial Intelligence (IJCAI)*, 218–223.
- [11] Mandow, L., and De La Cruz, J. L. P. 2010. Multiobjective A* search with consistent heuristics. *Journal of the ACM (JACM)* 57(5):1–25.
- [12] Papadimitriou, C. H., and Yannakakis, M. 2000. On the approximability of trade-offs and optimal access of web sources. In *Symposium on Foundations of Computer Science (FoCS)*, 86–92.
- [13] Pearl, J., and Kim, J. H. 1982. Studies in semi-admissible heuristics. *IEEE transactions on pattern analysis and machine intelligence* (4):392–399.
- [14] Perny, P., and Spanjaard, O. 2008. Near admissible algorithms for multiobjective search. In *European Conference on Artificial Intelligence (ECAI)*, volume 178, 490–494.
- [15] Pohl, I. 1971. Bi-directional search. *Machine intelligence* 6:127–140.
- [16] Pulido, F.-J.; Mandow, L.; and Pérez-de-la Cruz, J.-L. 2015. Dimensionality reduction in multiobjective shortest path search. *Computers & Operations Research* 64:60–70.
- [17] Sedeño-Noda, A., and Colebrook, M. 2019. A biobjective dijkstra algorithm. *European Journal of Operational Research* 276(1):106–118.
- [18] Sedeno-Noda, A., and Raith, A. 2015. A dijkstra-like method computing all extreme supported non-dominated solutions of the biobjective shortest path problem. *Computers & Operations Research* 57:83–94.
- [19] Serafini, P. 1987. Some considerations about computational complexity for multi objective combinatorial problems. In *Recent advances and historical development of vector optimization*. Springer. 222–232.
- [20] Stewart, B. S., and White III, C. C. 1991. Multiobjective A*. *Journal of the ACM (JACM)* 38(4):775–814.
- [21] Tsaggouris, G., and Zaroliagis, C. D. 2009. Multiobjective optimization: Improved FPTAS for shortest paths and non-linear objectives with applications. *Theory Comput. Syst.* 45(1):162–186.
- [22] Ulloay, C. H.; Yeohz, W.; Baier, J. A.; Zhang, H.; Suazoy, L.; and and, S. K. 2020. A simple and fast bi-objective search algorithm. In *International Conference on Automated Planning and Scheduling (ICAPS)*.
- [23] Vazirani, V. V. 2001. *Approximation algorithms*. Springer.
- [24] Warburton, A. 1987. Approximation of pareto optima in multiple-objective, shortest-path problems. *Operations research* 35(1):70–79.