

---

# An Online Method for Deep Distributionally Robust Optimization

---

Qi Qi<sup>\*†</sup>, Zhishuai Guo<sup>\*†</sup>, Yi Xu<sup>‡</sup>, Rong Jin<sup>‡</sup>, Tianbao Yang<sup>†</sup>

<sup>†</sup> Department of Computer Science, The University of Iowa, Iowa City, IA 52242, USA

<sup>‡</sup> Machine Intelligence Technology, Alibaba Group, Bellevue, WA 98004, USA

{qi-qi, zhishuai-guo, tianbao-yang}@uiowa.edu, {yixu, jinrong.jr}@alibaba-inc.com

First Version: June 17, 2020  
Second Version: October 12, 2020

## Abstract

In this paper, we propose a practical online method for solving a distributionally robust optimization (DRO) for deep learning, which has important applications in machine learning for improving the robustness of neural networks. In the literature, most methods for solving DRO are based on stochastic primal-dual methods. However, primal-dual methods for deep DRO suffer from several drawbacks: (1) manipulating a high-dimensional dual variable corresponding to the size of data is time expensive; (2) they are not friendly to online learning where data is coming sequentially. To address these issues, we transform the min-max formulation into a minimization formulation and propose a practical duality-free online stochastic method for solving deep DRO with KL divergence regularization. The proposed online stochastic method resembles the practical stochastic Nesterov’s method in several perspectives that are widely used for learning deep neural networks. Under a Polyak-Łojasiewicz (PL) condition, we prove that the proposed method can enjoy an optimal sample complexity **without any requirements on large batch size**. Of independent interest, the proposed method can be also used for solving a family of stochastic compositional problems.<sup>2</sup>

## 1 Introduction

Distributionally robust optimization (DRO) has received tremendous attention in machine learning due to its capability to handle noisy data, adversarial data and imbalanced classification data [32, 27, 3]. Given a set of observed data  $\{\mathbf{z}_1, \dots, \mathbf{z}_n\}$ , where  $\mathbf{z}_i = (\mathbf{x}_i, y_i)$ , a DRO formulation can be written as:

$$\min_{\mathbf{w} \in \mathbb{R}^d} \max_{\mathbf{p} \in \Delta_n} \left\{ F_{\mathbf{p}}(\mathbf{w}) = \sum_{i=1}^n p_i \ell(\mathbf{w}; \mathbf{z}_i) - h(\mathbf{p}, \mathbf{1}/n) + r(\mathbf{w}) \right\}, \quad (1)$$

where  $\mathbf{w}$  denotes the model parameter,  $\Delta_n = \{\mathbf{p} \in \mathbb{R}^n : \sum_i p_i = 1, p_i \geq 0\}$  denotes a  $n$ -dimensional simplex,  $\ell(\mathbf{w}; \mathbf{z})$  denotes a loss function on data  $\mathbf{z}$ ,  $h(\mathbf{p}, \mathbf{1}/n)$  is a divergence measure between  $\mathbf{p}$  and uniform probabilities  $\mathbf{1}/n$ , and  $r(\mathbf{w})$  is convex regularizer of  $\mathbf{w}$ . When  $\ell(\mathbf{w}; \mathbf{z})$  is a convex function (e.g., for learning a linear model), many stochastic primal-dual methods can be employed for solving the above min-max problem [28, 17, 38, 39, 26]. When  $\ell(\mathbf{w}; \mathbf{z})$  is a non-convex

---

<sup>\*</sup>Denotes Equal Contribution

<sup>2</sup>In the second edition, we removed the requirement to increase the large minibatch in the first iteration of each stage. In the current version, we have added more experiments to compare our proposed method with SGD and eliminate some ambiguities in the notation of the previous version.

function (e.g., for learning a deep neural network), some recent studies also proposed stochastic primal-dual methods [31, 39].

However, stochastic primal-dual methods for solving deep DRO problems where the predictive model is a deep neural network suffer from several drawbacks. First, primal-dual methods need to maintain and update a high-dimensional dual variable  $\mathbf{p} \in \mathbb{R}^n$  for large-scale data, whose cost is as high as  $O(n)$  per-iteration. In some cases of  $h(\mathbf{p}, \mathbf{1}/n)$  (e.g., KL divergence), the per-iteration cost for updating  $\mathbf{p}$  can be reduced to  $O(\log(n))$  by utilizing a binary tree data structure [26]. Second, existing primal-dual methods usually need to sample data according to probabilities  $\mathbf{p}$  in order to update  $\mathbf{w}$ , which brings additional costs than random sampling. Although random sampling can be used for computing the stochastic gradient in terms of  $\mathbf{w}$ , the resulting stochastic gradient could have  $n$ -times larger variance than using non-uniform sampling according to  $\mathbf{p}$  (please refer to the supplement for a simple illustration). Third, the min-max formulation (1) is not friendly to online learning due to the constraint on  $\mathbf{p} \in \Delta_n$ , in which the data is received sequentially.

*Can we design an efficient online algorithm for solving the DRO formulation (1) with a time complexity independent of  $n$ ?* The answer is yes when we consider KL divergence for  $h(\mathbf{p}, \mathbf{1}/n) = \lambda \sum_i p_i \log(np_i)$ , where  $\lambda > 0$  is a regularization parameter. We note that this consideration does not impose strong restriction to the modeling capability. It has been shown that for a family of divergence functions  $h(\mathbf{p}, \mathbf{1}/n)$ , different DRO formulations are statistically equivalent to a certain degree [8]. The proposed method is based on an equivalent minimization formulation for  $h(\mathbf{p}, \mathbf{1}/n) = \lambda \sum_i p_i \log(np_i)$ . In particular, by maximizing over  $\mathbf{p}$  exactly, (1) is equivalent to

$$\min_{\mathbf{w} \in \mathbb{R}^d} \left\{ F_{dro}(\mathbf{w}) = \lambda \log \left( \frac{1}{n} \sum_{i=1}^n \exp(\ell(\mathbf{w}; \mathbf{z}_i)/\lambda) \right) + r(\mathbf{w}) \right\}.$$

In an online learning setting, we can consider a more general formulation:

$$\min_{\mathbf{w} \in \mathbb{R}^d} \left\{ F_{dro}(\mathbf{w}) = \lambda \log (\mathbb{E}_{\mathbf{z}} \exp (\ell(\mathbf{w}; \mathbf{z})/\lambda)) + r(\mathbf{w}) \right\}. \quad (2)$$

The above problem is an instance of stochastic compositional problems of the following form:

$$\min_{\mathbf{w} \in \mathbb{R}^d} F(\mathbf{w}) := f(\mathbb{E}_{\xi} [g_{\xi}(\mathbf{w})]) + r(\mathbf{w}), \quad (3)$$

by setting  $f(s) = \lambda \log(s)$ ,  $s \geq 1$  and  $g(\mathbf{w}) = \exp(\ell_i(\mathbf{w})/\lambda)$ . Stochastic algorithms have been developed for solving the above compositional problems. [34] proposed the first stochastic algorithms for solving (3), which are easy to implement. However, their sample complexities are sub-optimal for solving (3). Recently, a series of works have tried to improve the convergence rate by using advanced variance reduction techniques (e.g., SVRG [16], SPIDER [9], SARAH [29]). However, most of them require using a mega mini-batch size **at every iteration or many iterations** for updating  $\mathbf{w}$ , which are not practical. In addition, these algorithms usually use a constant step size, which may harm the generalization performance than using a decreasing step size [41].

In this paper, we propose a practical online algorithm for solving (3) under a PL condition of  $F(\mathbf{w})$ , i.e.,  $\|\nabla F(\mathbf{w})\|^2 \geq 2\mu(F(\mathbf{w}) - \min_{\mathbf{w}} F(\mathbf{w}))$ . PL condition is a practical condition, which has been proved for many deep learning problems [7, 37, 1] and are also leveraged by practical stochastic algorithms for deep learning [41]. The proposed algorithm is very similar to practical stochastic algorithms for deep learning (SGD, stochastic momentum methods) in that (i) step size is decreased geometrically in a stagewise manner, i.e., a constant step size is used for a number of iterations and then is decreased by a constant factor; This stagewise step size scheme yields much faster convergence than polynomially decreasing step sizes; (ii) it doesn't require large batchsizes that widely required by other variance reduction algorithms; (iii) the update for  $\mathbf{w}$  is based on a combination of Nesterov's momentum method and recursive variance reduction technique inspired by [5]. In addition, our algorithm achieves an optimal sample complexity. Empirical studies also demonstrate the effectiveness of the proposed algorithm for deep robust optimization.

## 2 Related Work

DRO has been extensively studied in machine learning [25, 6, 30], statistics, and operations research [32]. In [27], the authors proved that minimizing the DRO formulation with a quadratic regularization  $h(\mathbf{p}, \mathbf{1}/n)$  is equivalent to minimizing the sum of the empirical loss and a variance regularization defined on itself. Variance regularization can enjoy better generalization error compared with the empirical loss minimization [27], and was also observed to be effective for imbalanced

data [27, 44]. Recently, [8] also establishes this equivalence for a broader family of regularization function  $h(\mathbf{p}, \mathbf{1}/n)$  including the KL divergence.

Several recent studies have developed stochastic primal-dual methods for solving DRO with non-convex loss functions  $\ell(\mathbf{w}; \mathbf{z})$  assuming it is smooth or weakly convex [31, 20, 24, 39]. Rafique et al. [31] proposed the first primal-dual methods for solving weakly convex concave problems. For online problems, their algorithms have a complexity of  $O(1/\epsilon^2)$  or  $O(1/\epsilon^3)$  with or without leveraging the strong concavity of  $h(\mathbf{p}, \mathbf{1}/n)$  for finding an  $\epsilon$ -stationary point. Recently [23] proposed to leverage the PL condition of the objective function to improve the convergence for a non-convex min-max formulation of AUC maximization. Then, a PES-SGDA algorithm is proposed to solve a more general class of non-convex min-max problems with leveraging the PL condition [12]. Both [23] and [12] have used geometrically decreasing step sizes in a stagewise manner. However, their algorithms' complexity is in the order of  $O(1/\mu^2\epsilon)$ , which is worse than  $O(1/(\mu\epsilon))$  achieved in this paper. Similarly, [40] also leveraged PL conditions to solve non-convex min-max problems and has a sample complexity of  $O(1/\mu^2\epsilon)$ . Nevertheless, the step size of their algorithm is decreased polynomially in the order of  $O(1/t)$ , which usually yields poor performance for deep learning. [14] proposed zero-order and first-order variance reduction algorithms to solve the non-convex non-concave with constant minibatch size. However, polynomially decayed  $O(1/t^{1/3})$  step size is required the same as others.

All the methods reviewed above require maintaining and updating both the primal variable  $\mathbf{w}$  and a high dimensional dual variable  $\mathbf{p}$ . To the best of our knowledge, this is the first work trying to solve the DRO problem with a duality-free stochastic method by formulating the min-max formulation into an equivalent stochastic compositional problem. There are extensive studies for solving stochastic compositional problems. [34] considered a more general family of stochastic compositional problems and proposed two algorithms. When the objective function is non-convex, their algorithm's complexity is  $O(1/\epsilon^{7/2})$  for finding an  $\epsilon$ -stationary solution. This complexity was improved in their later works [11], reducing to  $O(1/\epsilon^2)$ . When the objective is smooth, several papers proposed to use variance reduction techniques (e.g., SPIDER, SARAH) to improve the complexity for finding a stationary point [42, 15, 43, 22]. The best sample complexity achieved for online problems is  $O(1/\epsilon^{3/2})$  [42, 43]. [42] also considered the PL condition for developing a faster algorithm called restarted CIVR, whose sample complexity is  $O(1/(\mu\epsilon))$ . However, these variance reduction-based methods require using a very large mini-batch size at many iterations, which has detrimental influence on training deep neural networks [33]. To address this issue, [5] proposed a new technique called STORM that integrates momentum and the recursive variance reduction technique for solving stochastic smooth non-convex optimization. Their algorithm does not require a large mini-batch size at every iterations and enjoys a sample complexity of  $O(\log^{2/3}(1/\epsilon)/\epsilon^{3/2})$  for finding an  $\epsilon$ -stationary point. However, their algorithm uses a polynomially decreasing step size, which is not practical for deep learning, and is not directly applicable to stochastic composite problems. Table 1 is the summary of different algorithms.

### 3 Warm-up: A Building Block

In this section, we present a building block of the proposed algorithm presented in next section. The idea is to develop a stochastic algorithm with fast convergence in terms of gradient. The convergence results in this section might be of independent interest to those who are interested in convergence analysis without a PL condition. For more generality, we consider the stochastic compositional problem (3):

$$\min_{\mathbf{w} \in \mathbb{R}^d} F(\mathbf{w}) := f(\mathbb{E}_\xi[g_\xi(\mathbf{w})]) + r(\mathbf{w}) \quad (4)$$

where  $g_\xi(\mathbf{w}) : \mathbb{R}^d \rightarrow \mathbb{R}^p$ . Define  $g(\mathbf{w}) = \mathbb{E}_\xi[g_\xi(\mathbf{w})]$ . Let  $\|\cdot\|$  denote the Euclidean norm of a vector or the Frobenius norm of a matrix. We make the following assumptions regarding the problem (4).

**Assumption 1.** Let  $C_f, L_f, C_g$  and  $L_g$  be positive constants. Assume that

- (a)  $f : \mathbb{R}^p \rightarrow \mathbb{R}$  is a  $C_f$ -Lipschitz function and its gradient  $\nabla f$  is  $L_f$ -Lipschitz.
- (b)  $g_\xi : \mathbb{R}^d \rightarrow \mathbb{R}^p$  satisfies  $\mathbb{E}\|g_\xi(\mathbf{w}_1) - g_\xi(\mathbf{w}_2)\|^2 \leq C_g^2\|\mathbf{w}_1 - \mathbf{w}_2\|^2$  for any  $\mathbf{w}_1, \mathbf{w}_2$  and its Jacobian  $\nabla g_\xi$  satisfies  $\mathbb{E}\|\nabla g_\xi(\mathbf{w}_1) - \nabla g_\xi(\mathbf{w}_2)\|^2 \leq L_g^2\|\mathbf{w}_1 - \mathbf{w}_2\|^2$ .

Table 1: Summary of sample complexity results of state-of-the-art algorithms. NCSM refers to Non-Convex Smooth problems. NCSM + PL denotes leveraging an additional PL condition assumption on NCSM problems. The sample complexity is measured in terms of finding a  $\epsilon$ -stationary point in NCSM setting, *i.e.*,  $\|\nabla F(\mathbf{w})\|^2 \leq \epsilon$ , or achieving  $\epsilon$ -objective gap, *i.e.*,  $F(\mathbf{w}) - \min_{\mathbf{w}} F(w) \leq \epsilon$  in NCSM+PL setting.  $\tilde{O}$  omits a logarithmic dependence over  $\epsilon$ .  $n$  represents the size of datasets for a finite sum problem. GDS represents whether the learning rate is geometrically decreased.

Settings	Algorithms	Sample Complexity	Minibatch	GDS $\eta$
NCSM	PG-SMD2 [31]	$O(n/\epsilon + 1/\epsilon^2)$	$O(n)$	x
	ASC-PG [35]	$O(1/\epsilon^2)$	$O(1)$	x
	CIVR [42]	$O(1/\epsilon^{3/2})$	$O(1/\epsilon)$	x
	<b>COVER</b> (This paper)	$O(1/\epsilon^{3/2})$	$O(1)$	x
NCSM+PL	Stoc-AGDA [40]	$O(1/\mu^2\epsilon)$	$O(1)$	x
	PES-SGDA [12]	$O(1/\mu^2\epsilon)$	$O(1)$	✓
	RCIVR [42]	$\tilde{O}(1/\mu\epsilon)$	$O(1/\epsilon)$	x
	<b>RECOVER</b> (This paper)	$O(1/\mu\epsilon)$	$O(1)$	✓

(c)  $r : \mathbb{R}^d \rightarrow \mathbb{R} \cup \{\infty\}$  is a convex and lower-semicontinuous function.

(d)  $F_* = \inf_x F(\mathbf{w}) \geq -\infty$  and  $F(\mathbf{w}_1) - F_* \leq \Delta_F$  for some initial solution  $\mathbf{w}_1$ .

**Remark:** We denote  $L = 2 \max\{L_g C_g L_f, C_f C_g L_f, C_f^2, L_g C_f, C_g^2 L_f, C_f, C_g L_f, C_f^2, C_g^2, C_g^2 L_f^2\}$ . When  $f(s) = s$  is a linear function, the assumption  $\mathbb{E}\|g_\xi(\mathbf{w}_1) - g_\xi(\mathbf{w}_2)\|^2 \leq C_g^2 \|\mathbf{w}_1 - \mathbf{w}_2\|^2$  is not needed.

**Assumption 2.** Let  $\sigma_g$  and  $\sigma_{g'}$  be positive constants. Assume that

$$\mathbb{E}_\xi[\|g_\xi(\mathbf{w}) - g(\mathbf{w})\|^2] \leq \sigma_g^2, \quad \mathbb{E}_\xi[\|\nabla g_\xi(\mathbf{w}) - \nabla g(\mathbf{w})\|^2] \leq \sigma_{g'}^2, \quad (5)$$

For simplicity in the following derivation, we denote  $\sigma^2 = \sigma_g^2 + \sigma_{g'}^2$ .

**Remark:** We remark how the minimization formulation of DRO problem (2) can satisfy Assumption 1, in particular Assumption 1(a) and (b). In order to satisfy Assumption 1(b), we can define a bounded loss function  $\ell(\mathbf{w}, \mathbf{z}) \in [0, \ell_{\max}]$  and then use a shifted loss  $\ell(\mathbf{w}, \mathbf{z}) - \ell_{\max}$  in (2). Then  $g_{\mathbf{z}}(\mathbf{w}) = \exp((\ell(\mathbf{w}, \mathbf{z}) - \ell_{\max})/\lambda)$  is Lipschitz continuous and smooth if  $\ell(\mathbf{w}, \mathbf{z})$  is Lipschitz and smooth.  $f(s) = \lambda \log(s)$  is Lipschitz continuous and smooth since  $s \geq \exp(-\ell_{\max}/\lambda)$ .

For more generality, we allow a non-smooth regularizer  $r(\cdot)$  in this section. To handle non-smoothness of  $r$ , we can use the proximal operator of  $r$ :  $\mathbf{prox}_r^\eta(\bar{\mathbf{w}}) = \arg \min_{\mathbf{w}} \frac{1}{2} \|\mathbf{w} - \bar{\mathbf{w}}\|^2 + \eta r(\mathbf{w})$ . When  $r = 0$ , the above operator reduces to the standard Euclidean projection. Correspondingly, we define the proximal gradient measure for the compositional problem (4):

$$\mathcal{G}_\eta(\mathbf{w}) = \frac{1}{\eta} (\mathbf{w} - \mathbf{prox}_r^\eta(\mathbf{w} - \eta \nabla g(\mathbf{w})^\top \nabla f(g(\mathbf{w}))).$$

When  $r = 0$ , the proximal gradient reduces to the standard gradient measure, *i.e.*,  $\mathcal{G}_\eta(\mathbf{w}) = \nabla F(\mathbf{w})$ . To facilitate our discussion, we define sample complexity and round complexity below.

**Definition 1.** The **sample complexity** is defined as the number of samples  $\xi$  in order to achieve  $\mathbb{E}[\|\mathcal{G}_\eta(\mathbf{w})\|^2] \leq \epsilon$  for a certain  $\eta > 0$  or  $\mathbb{E}[F(\mathbf{w}) - F_*] \leq \epsilon$ .

### 3.1 Basic Algorithm

We present our Algorithm 1, which serves as the foundation for proving the convergence of the objective gap under PL condition in next section. We refer to the algorithm as Compositional Optimal Variance Reduction (COVER). It will be clear shortly why it is called optimal variance reduction. Note that in order to compute a stochastic estimator of the gradient  $f(g(\mathbf{w}))$  given by  $\nabla g(\mathbf{w})^\top \nabla f(g(\mathbf{w}))$ , we maintain and update two estimators denoted by  $\mathbf{u}$  and  $\mathbf{v}$  sequence, respectively. The  $\mathbf{u}_{t+1}$  sequence maintains an estimation of  $g(\mathbf{w}_{t+1})$  and the  $\mathbf{v}_{t+1}$  sequence maintains an estimation of  $\nabla g(\mathbf{w}_{t+1})$ . The strategy of maintaining and updating two individual sequences was first proposed in [34] and has been widely used for solving compositional problems [43, 42]. However, the key difference from previous algorithms lies in the method for updating the two sequences. COVER is inspired by the STROM technique [5]. To understand the update, let us simplify the problem (4) by considering  $f(s) = s$  and  $r = 0$ . Then the stochastic compositional problem (4) becomes the

---

**Algorithm 1** COVER ( $\mathbf{w}_1, \mathbf{u}_1, \mathbf{v}_1, \{\eta_t\}, T, c, \text{PL} = \text{False}$ )

---

- 1: Let  $a_t = c\eta_t^2$
  - 2: **if** not PL **then**
  - 3:   Draw a samples  $\xi_1$  and construct the estimates:  $\mathbf{u}_1 = g_\xi(\mathbf{w}_1)$ ,  $\mathbf{v}_1 = \nabla g_\xi(\mathbf{w}_1)$
  - 4: **end if**
  - 5: **for**  $t = 1, \dots, T - 1$  **do**
  - 6:    $\mathbf{w}_{t+1} \leftarrow \text{prox}_r^{\eta_t}(\mathbf{w}_t - \eta_t \mathbf{v}_t^T \nabla f(\mathbf{u}_t))$
  - 7:   Draw a samples  $\xi_{t+1}$ , and update
$$\begin{aligned}\mathbf{u}_{t+1} &= g_{\xi_t}(\mathbf{w}_{t+1}) + (1 - a_{t+1})(\mathbf{u}_t - g_{\xi_t}(\mathbf{w}_t)) \\ \mathbf{v}_{t+1} &= \nabla g_{\xi_t}(\mathbf{w}_{t+1}) + (1 - a_{t+1})(\mathbf{v}_t - \nabla g_{\xi_t}(\mathbf{w}_t))\end{aligned}$$
  - 8: **end for**
  - 9: Sample a index  $\tau$  from  $1 \cdots T$  with a probability  $\Pr(\tau = t) \propto 1/\eta_t^2$ .
  - 10: **Return:** ( $\mathbf{w}_\tau, \mathbf{u}_\tau, \mathbf{v}_\tau$ ).
- 

standard stochastic optimization problem, and the update of COVER becomes:

$$\mathbf{v}_t = (1 - a_t)\mathbf{v}_{t-1} + a_t \nabla g_{\xi_t}(\mathbf{w}_t) + (1 - a_t)(\nabla g_{\xi_t}(\mathbf{w}_t) - \sum_{\xi \in \mathcal{S}_t} \nabla g_{\xi_{t-1}}(\mathbf{w}_{t-1})),$$

$$\mathbf{w}_{t+1} = \mathbf{w}_t - \eta_t \mathbf{v}_t,$$

which is the same as STROM. It is also interesting to note that the above update is equivalent to

$$\mathbf{w}_{t+1} = \mathbf{w}_t - \mathbf{a}_t \eta_t \nabla g_{\xi_t}(\mathbf{w}_t) + (1 - a_t) \left[ (\mathbf{w}_t - \eta_t \nabla g_{\xi_t}(\mathbf{w}_t)) - (\mathbf{w}_{t-1} - \eta_t \nabla g_{\xi_t}(\mathbf{w}_{t-1})) \right]$$

This resembles the conventional stochastic Nesterov's method with momentum parameter  $1 - a_t$  with some differences marked in red. The first difference that multiplies the step size  $\eta_t$  by a constant  $a_t$  less than 1 can be justified by enjoying faster convergence with a better dependence on the problem's condition number, which was analyzed for quadratic problems [21]. The second difference is that the stochastic gradient at  $\mathbf{w}_{t-1}$  in the above update is computed on the sample  $\xi_t$ , which is the same as that for computing the stochastic gradient at  $\mathbf{w}_t$ . In contrast, in the conventional stochastic Nesterov's method, the second red term is replaced by  $\eta_t \nabla g_{\xi_{t-1}}(\mathbf{w}_{t-1})$  that is computed based on samples in the preceding iteration. These modifications makes COVER enjoy a variance reduction for the stochastic gradient estimator  $\mathbf{v}_t$  compared with a standard mini-batch stochastic gradient.

### 3.2 Convergence of Proximal Gradient

In this section, we present the convergence result for the proximal gradient of the solution returned by COVER with both polynomially decreased step size and constant step size.

We first derive an optimal rate by using decreasing step size  $\eta_t$  following the analysis in [5].

**Theorem 2.** *Assume the Assumption 1 and 2, for any  $C > 0$ ,  $k = \frac{C\sigma^{2/3}}{L}$ ,  $c = 128L + \sigma^2/(7Lk^3)$ ,  $w = \max((16Lk^3), 2\sigma^2, (\frac{ck}{4L})^3)$ , and  $\eta_t = k/(w + \sigma^2 t)^{1/3}$ . Suppose  $\mathbb{E}[F(\mathbf{w}_t) - F_*] \leq \Delta_F$ . The output of COVER satisfies*

$$\mathbb{E}[\|\mathcal{G}_{\eta_{t_*}}(\mathbf{w}_{t_*})\|^2] \leq O\left(\frac{\Delta_F}{T^{2/3}} + \frac{\sigma^2}{T^{2/3}}\right). \quad (6)$$

where  $t_*$  is sampled from  $\{1, \dots, T\}$  with a probability  $\Pr(t_* = t) \propto 1/\eta_t^2$ .

**Remark:** The result implies that COVER requires  $O(\frac{1}{\epsilon^{3/2}})$  iteration complexity to find an  $\epsilon$ -stationary point, i.e.,  $\mathbb{E}[\|\nabla F(\mathbf{w})\|^2] \leq \epsilon$  for a non-regularized objective. The sample complexity is  $O(1/\epsilon^{3/2})$ . It is notable that this complexity improves upon the complexity of STROM [2], which is  $O(\log^{3/2}(1/\epsilon)/\epsilon^{3/2})$ . Nevertheless, we need an upper bound assumption of the objective function at any point in the problem domain rather than at the initial point.

To address the issue of the small polynomially decreasing step problem, we derive an optimal rate for COVER with a constant step size in the following theorem. However, a large mini batch size  $O(1/\epsilon)$

is required at the first iteration to let  $E[\|\mathbf{u}_1 - g(\mathbf{w}_1)\|^2 + \|\mathbf{v}_1 - \nabla g(\mathbf{w}_1)\|^2] \leq O(\frac{1}{\epsilon})$ . In next section, we will addressing the problem in a stagewise manner.

**Theorem 3.** *Under the Assumption 1 and 2, let  $\eta_t = \eta, c \geq 128L^2$ , after  $T$  iterations, the output of COVER satisfies,*

$$E[\|\mathcal{G}_\eta(\bar{\mathbf{w}}_T)\|^2] \leq \frac{16(F(\mathbf{w}_1) - F_*)}{\eta T} + \frac{c^2 \sigma^2}{2L} \eta^2 + \frac{E[\|\mathbf{u}_1 - g(\mathbf{w}_1)\|^2 + \|\mathbf{v}_1 - \nabla g(\mathbf{w}_1)\|^2]}{8\eta^2 L T} \quad (7)$$

where  $\bar{\mathbf{w}}_T$  is uniformly sampled from  $\{\mathbf{w}_1, \dots, \mathbf{w}_T\}$ .

We have the following corollary for having  $E[\|\mathcal{G}_\eta(\bar{\mathbf{w}}_t)\|^2] \leq \epsilon$ :

**Corollary 4.** *In order to have  $E[\|\mathcal{G}_\eta(\bar{\mathbf{w}}_T)\|^2] \leq \epsilon$ , we can set  $\eta = O(\sqrt{\epsilon})$ ,  $T = O(1/\epsilon^{3/2})$  and enable  $E[\|\mathbf{u}_1 - g(\mathbf{w}_1)\|^2 + \|\mathbf{v}_1 - \nabla g(\mathbf{w}_1)\|^2] \leq O(\frac{1}{\epsilon})$  with an initial mini-batch size  $O(1/\epsilon)$ . Therefore, the sample complexity is  $T + O(\frac{1}{\epsilon}) = O(\frac{1}{\epsilon^{3/2}})$ .*

**Remark:** Note that the complexity  $O(1/\epsilon^{3/2})$  is the optimal one for making the gradient's norm smaller than  $\epsilon$  in expectation for solving non-convex smooth optimization problems [2]. The same rate was also achieved in [42] for the same stochastic compositional problems. However, they require a large mini-batch size in the order of  $O(1/\sqrt{\epsilon})$  at every iteration, which is not practical when  $\epsilon$  is very small.

## 4 Main Result: A Practical Online Method under a PL condition

The issue of the results in the previous section is that either the step size is polynomially decreasing and too small. Neither one is practical for deep leaning applications [19]. In order to use a practical step size that decreases geometrically in a stagewise manner, we leverage a PL condition of the objective function similar to the previous work [10, 41]. To this end, we will consider a smooth function  $r(\cdot)$  in this section, and without loss of generality we simply consider the objective  $F(\mathbf{w}) = f(E_\xi[g_\xi(\mathbf{w})])$ , where  $r(\cdot)$  is absorbed into  $f(E_\xi[g_\xi(\mathbf{w})])$ .

**Assumption 3.**  $F(\mathbf{w})$  satisfies  $\mu$ -PL condition if there exists  $\mu > 0$  such that

$$2\mu(F(\mathbf{w}) - \min_{\mathbf{w} \in \mathbb{R}^d} F(\mathbf{w})) \leq \|\nabla F(\mathbf{w})\|^2. \quad (8)$$

Before presenting the proposed algorithm and its convergence, we discuss how the min formulation of DRO can satisfy a PL condition. First, we note that a PL condition of the weighted loss implies that of the primal objective.

**Lemma 1.** *Let  $F_{\mathbf{p}}(\mathbf{w}) = \sum_{i=1}^n p_i \ell(\mathbf{w}; \mathbf{z}_i)$ . If for any  $\mathbf{p} \in \Delta_n$ ,  $F_{\mathbf{p}}(\mathbf{w})$  satisfies a  $\mu$ -PL condition, then  $F_{dro}(\mathbf{w}) = \lambda \log(\frac{1}{n} \sum_i \exp(\ell(\mathbf{w}; \mathbf{z}_i)/\lambda))$  satisfies  $\mu$ -PL condition.*

**Remark:** The assumption that the weighted loss satisfies a PL condition can be proven for a simple square loss  $\ell(\mathbf{w}; \mathbf{z}_i) = (\mathbf{w}^\top \mathbf{x}_i - y_i)^2$ , where  $\mathbf{z}_i = (\mathbf{x}_i, y_i)$  consists of a feature vector  $\mathbf{x}_i$  and a label  $y_i$ . In order to see this, we can write  $F_{\mathbf{p}}(\mathbf{w}) = \sum_{i=1}^n (\mathbf{w}^\top \mathbf{x}_i \sqrt{p_i} - y_i \sqrt{p_i})^2 = \|\mathbf{A}\mathbf{w} - \mathbf{b}\|^2$ , where  $\mathbf{A} = (\mathbf{x}_1 \sqrt{p_1}, \dots, \mathbf{x}_n \sqrt{p_n})^\top$ ,  $\mathbf{b} = (y_1 \sqrt{p_1}, \dots, y_n \sqrt{p_n})^\top$ . It has been proven in many previous studies that such  $F_{\mathbf{p}}(\mathbf{w})$  satisfies a PL condition [18]. Hence, the above lemma indicates  $F_{dro}(\mathbf{w})$  satisfies a PL condition.

We also justify that  $F_{dro}(\mathbf{w})$  satisfies a PL condition for deep learning with ReLU activation function in a neighborhood around a random initialized point following the result in [1] in the following lemma.

**Lemma 2.** *Assume that input  $\{(\mathbf{x}_1, y_1), \dots, (\mathbf{x}_n, y_n)\}$  satisfies  $\|\mathbf{x}_i\| = 1$  and  $\|\mathbf{x}_i - \mathbf{x}_j\| \geq \delta$ , where  $y_i \in \mathbb{R}^d$ . Consider a deep neural network with  $h_{i,0} = \phi(\mathbf{A}\mathbf{x}_i)$ ,  $h_{i,l} = \phi(W_l h_{i,l-1})$ ,  $l = 1, \dots, L$ ,  $\hat{y}_i = B h_{i,L}$  where  $W_l \in \mathbb{R}^{d' \times d'}$ ,  $\phi$  is the ReLU activation function, and  $\ell(W; \mathbf{z}_i) = (\hat{y}_i - y_i)^2$  is a square loss. Suppose that for any  $W$ ,  $p_i^* = \exp(\ell(W; \mathbf{z}_i)/\lambda) / \sum_{i=1}^n \exp(\ell(W; \mathbf{z}_i)/\lambda) \geq p_0 > 0$ , then with a high probability over randomness of  $W_0, A, B$  for every  $W$  with  $\|W - W_0\| \leq O(1/\text{poly}(n, L, p_0^{-1}, \delta^{-1}))$ , there exists a small  $\mu > 0$  such that  $\|\nabla F_{dro}(W)\|_F^2 \geq \mu(F_{dro}(W) - \min_W F_{dro}(W))$ .*

**Remark:** In practice,  $\mu$  is usually a small value much less than 1. Theoretically,  $\mu \sim \frac{\sqrt{p_0} \delta d'}{n^2 d}$  (c.f., our proof in Appendix). The authors in [41] have empirically computed the values of  $\mu$  of several

---

**Algorithm 2** RECOVER( $\mathbf{w}_0, \epsilon_0, c$ )

---

- 1: **Initialization:** Draw a sample  $\xi_0$  and construct the estimates  $\mathbf{u}_0 = g_{\xi_0}(\mathbf{w}_0)$ ,  $\mathbf{v}_0 = \nabla g_{\xi_0}(\mathbf{w}_0)$
  - 2: **for**  $k = 1, \dots, K$  **do**
  - 3:    $\mathbf{w}_k, \mathbf{u}_k, \mathbf{v}_k = \text{COVER}(\mathbf{w}_{k-1}, \mathbf{u}_{k-1}, \mathbf{v}_{k-1}, \eta_k, T_k, c, \text{True})$
  - 4:   change  $\eta_k, T_k$  according to Corollary 6
  - 5: **end for**
  - 6: **Return:**  $\mathbf{w}_K$
- 

deep neural networks (e.g., ResNet with 20 layers and 56 layers) for average loss minimization, which are in the order of  $10^{-4}$ . Keeping this in mind will help us understand the benefits of the proposed algorithm under the PL condition.

Now, we are ready to present the proposed algorithm under the PL condition and its convergence result. The algorithm described in Algorithm 2 is simply a multi-stage REstarted version of COVER, which is referred to as RECOVER. After each stage, we decrease the step size  $\eta_k$  and increase the number of iterations per-stage  $T_k$  accordingly. The mini-batch size for every iteration fixed to be  $b$  in the training process. It is notable that the proposed multi-stage algorithm is very different from many other multi-stage algorithms for non-convex optimization that are based on the proximal point framework [4, 39, 31, 12]. In particular, in these previous studies, at the  $k$ -th stage a quadratic function  $\gamma/2\|\mathbf{w} - \mathbf{w}_{k-1}\|^2$  with an appropriate regularization parameter  $\gamma$  is added into the objective function in order to convexify the objective function. In RECOVER, no such regularization is manually added. Nevertheless, we can still obtain strong convergence guarantee.

**Lemma 3.** Define a constant  $\epsilon_1 = \frac{c^2\sigma^2}{64\mu L^3}$  and  $\epsilon_k = \epsilon_1/2^{k-1}$ . With the same setting as in Theorem 5, the variance of the stochastic estimator of Algorithm 2 at  $\mathbf{w}_k$  satisfies:

$$\mathbb{E}[\|\mathbf{u}_k - g(\mathbf{w}_k)\|^2 + \|\mathbf{v}_k - \nabla g(\mathbf{w}_k)\|^2] \leq \mu\epsilon_k. \quad (9)$$

**Remark:** This lemma implies that the variance of the stochastic estimator of the first iteration of each stage will be controlled by history information. As a result, by Lemma 3 and corollary 4, we can use constant  $\eta$  without the need of initial large mini-batch size  $O(1/\epsilon_k)$  for every stage. Based on this, we have the following theoretical analysis of RECOVER:

**Theorem 5.** Assume that assumption 1,2,3 hold, Define a constant  $\epsilon_1 = \frac{c^2\sigma^2}{64\mu L^3}$  and  $\epsilon_k = \epsilon_1/2^{k-1}$ . By setting  $\eta_k = \min\{\frac{\sqrt{\mu\epsilon_k L}}{2c\sigma}, \frac{1}{16L}\}$ ,  $T_k = O(\max\{\frac{96c\sigma}{\mu^{3/2}\sqrt{\epsilon_k L}}, \frac{2c^2\sigma^2}{\mu L^2\epsilon_k}, \frac{\Delta_F}{\sigma^2}\})$ ,  $c = 104L^2$ , then after  $K = O(\log(\epsilon_1/\epsilon))$  stages, the output of RECOVER satisfies  $\mathbb{E}[F(\mathbf{w}_K) - F_*] \leq \epsilon$ .

**Corollary 6.** (Practical training schedule of RECOVER) By setting  $\eta_k = \min\{\frac{\sqrt{\mu\epsilon_k L}}{2c\sigma}, \frac{1}{16L}\}$  and  $T_k = O(\max\{\frac{96c\sigma}{\mu^{3/2}\sqrt{\epsilon_k L}}, \frac{2c^2\sigma^2}{\mu L^2\epsilon_k}, \frac{\Delta_F}{\sigma^2}\})$ , the sample complexity of RECOVER is  $O(\frac{1}{\mu\epsilon})$  to achieve  $\mathbb{E}[F(\mathbf{w}_K) - F_*] \leq \epsilon$ .

**Remark:** Regarding Theorem 5 and Corollary 6, the decreasing step size between stages help to improve the generalization performance over using a constant step size in the whole training process [41].

## 5 Experimental Results

We first compare RECOVER with five State-Of-The-Art(SOTA) baselines from two categories that algorithms for the DRO formulation of min-max problems (1) and algorithms that are designed for the DRO formulation of stochastic compositional problems (2) on the task of classification with imbalanced data. Then we compare RECOVER for DRO with SGD for ERM to verify the advantages of DRO for addressing the imbalance multi-class classification problems.

**Comparison with SOTA DRO Baselines.** We compare RECOVER with five baselines from two categories on the task of classification with imbalanced data. The five baselines are: restarted CIVR [42] (RCIVR) and ASC-PG [35], which are state-of-the-art algorithms for solving stochastic compositional problems with and without using variance reduction and the PL condition, respectively, and primal-dual algorithms Stoc-AGDA [40] and PG-SMD2 [31] with and without leveraging the PL condition explicitly, respectively. We also notice a variant of PG-SMD2 was proposed by leveraging the PL condition for achieving faster convergence [12], which is denoted by PES-SGDA. Please

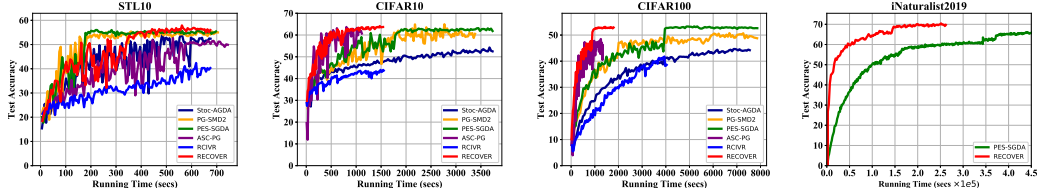


Figure 1: Testing accuracy vs running time

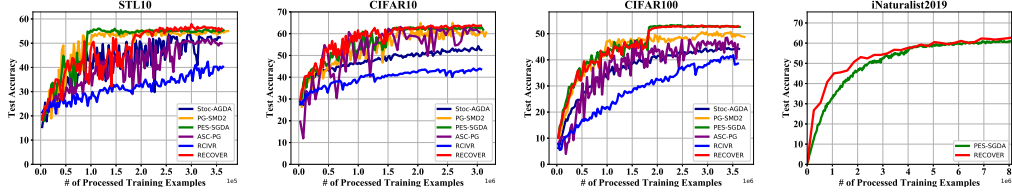


Figure 2: Testing accuracy vs # of processed training examples

note that ASC-PG and Stoc-AGDA use polynomially decreasing step sizes, RECOVER, PG-SMD2 and PES-SGDA use stagewise decreasing step size, and RCIVR uses a constant step size. The parameters of each algorithm are appropriately tuned for the best performance. All the algorithms are implemented using Pytorch and run on GeForce GTX 1080 Ti GPU.

We conduct experiments on four datasets, namely STL10, CIFAR10, CIFAR100, and iNaturalist2019 [36]. The original STL10, and CIFAR10, CIFAR100 are balanced data, where STL10 has 10 classes and each class has 500 training images, CIFAR10 (resp. CIFAR100) has 10 (resp. 100) classes and each class has 5K (resp. 500) training images. For STL10, CIFAR10 and CIFAR100, we artificially construct imbalanced training data, where we only keep the last 100 images of each class for the first half classes. iNaturalist2019 itself is an imbalanced dataset that contains 265,213 images with 1010 classes. We train ResNet-20 on STL10, CIFAR10, CIFAR100, and Inception-V3 on iNaturalist2019.

For RECOVER, the initial step size  $\eta_0$  and the momentum parameter  $a_0$  at the first stage are tuned in  $[0.1 : 0.1 : 1]$ , and  $\eta_k$  is divided by 10 after each stage and  $a_k$  is updated accordingly; the mini-batch size is set to  $b$ . On CIFAR10, CIFAR100,  $b = 128$ , on STL10  $b = 32$  and on iNaturalist  $b = 64$ . For RCIVR, we implement the version with fixed mini-batch size for the most inner loop, i.e., set  $\tau = S = b$ , and increase the outloop mini-batch size  $B_k$  by a factor of 10 after stage. We tune  $b \in \{32, 64, 128\}$  and the initial value of  $B_k$  and the value of  $T$ . We tune the value of  $b$  in  $\{32, 64, 128\}$  and report the best result. For the ASC-PG, the step size is set to be  $\eta = c_0/t^a$ , and the momentum parameter is set to be  $\beta = 2c_0/t^b$ , where  $c_0$  is tuned from  $0.01 \sim 1$  and  $a, b$  are tuned ranging from 0.1 to 0.9 by grid search,  $t$  is the number of iterations. For Stoc-AGDA, the step size for primal variable is set to be  $\beta_1/(\tau_1 + t)$  and the step size for dual variable  $\mathbf{p}$  is set to be  $\beta_2/(\tau_2 + t)$ .  $\beta_1, \beta_2$  are tuned in  $[10^{-1}, 1, 10, 10^2, 500, 10^3]$  and  $\tau_1, \tau_2$  are tuned in  $[1, 10, 10^2, 500, 10^3]$ .

$\lambda = 5$  in all of our experiments. For PES-SGDA and PG-SMD2, the algorithm have multiple stages, where each stage solves a strongly-convex strongly-concave subproblem, and step size decrease after each stage. For PES-SGDA, the number of iteration per-stage is increased by a factor of 10 and step sizes for the primal and the dual variables are decreased by 10 times after each stage, with their initial values tuned. In particular,  $\eta_1$  (for primal variable) is tuned in  $[0.1 : 0.1 : 1]$  and  $\eta_2$  (for the dual variable) is tuned in  $\{10^{-5}, 10^{-4}, 10^{-3}\}$ ,  $T_0$  (the number of iterations for the first stage) is tuned in  $\{5, 10, 30, 60\} \frac{n}{b}$ , where  $n$  is the number of training examples.

We run all algorithms by processing the same number of training examples, and compare testing accuracy vs running time and vs the number of processed training examples separately. We present the convergence of testing accuracy in terms of running time in Figure 1 and in terms of processed training examples in Figure 2. For the largest data iNaturalist2019, we only compare RECOVER and PES-SGDA, which are proved to be the most effective algorithms on other three small datasets. From the results, we can observe that: (i) in terms of running time RECOVER converges faster than all baselines on all data except on the smallest data STL10, on which PES-SGDA has similar running time performance as RECOVER. The reason is that STL10 is the smallest data, which only has 3000 imbalanced training data samples and hence PES-SGDA has marginal overhead



Table 2: Test accuracy comparison of SGD for ERM and RECOVER for DRO. Bold numbers represent better performance.

IMRATIO	STL10		CIFAR10		CIFAR100	
	SGD	RECOVER	SGD	RECOVER	SGD	RECOVER
0.02	<b>37.97(±0.62)</b>	37.91(±0.25)	63.81(±0.61)	<b>64.19(±0.39)</b>	38.99(±0.39)	<b>39.15(±0.32)</b>
0.05	41.12(±0.89)	<b>41.96(±1.48)</b>	71.79(±0.71)	<b>72.33(±0.48)</b>	43.70(±0.48)	<b>43.97(±0.44)</b>
0.1	46.03(±0.93)	<b>47.14(±0.67)</b>	<b>78.32(±0.18)</b>	78.11(±0.35)	48.45(±0.56)	<b>48.47(±0.29)</b>
0.2	51.75(±1.31)	<b>54.08(±1.59)</b>	83.47(±0.47)	<b>83.72(±0.36)</b>	53.82(±0.18)	53.12(±0.55)

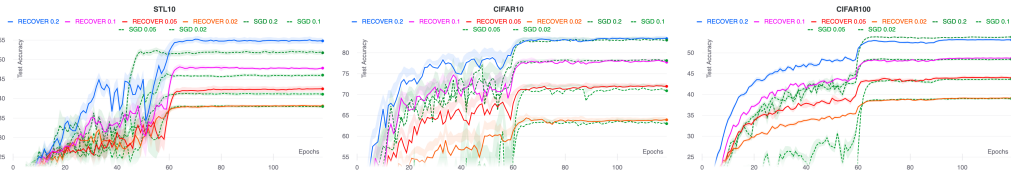


Figure 3: Training Process Comparison between RECOVER and SGD. The solid line with different colors represent the training process of RECOVER with different imbalance ratio, which the green dash line are the corresponding SGD results.

per-iteration; (ii) when the training data size is moderately large, the primal dual methods (PES-SGDA, PG-SMD2, Stoc-AGDA) have significant overhead, which makes them converge slower than RECOVER in terms of running time. On the large iNaturalist2019 data, RECOVER can save days of training time; (iii) RECOVER is much faster than RCIVR on all datasets; (iv) ASC-PG performs reasonably well but is still not as good as RECOVER in terms of both running time and sample complexity. The convergence instability of ASC-PG verifies the robustness of RECOVER for addressing the compositional problems. We also compare RECOVER with standard SGD for empirical loss minimization in the supplement to justify the effectiveness of DRO.

**Comparison between SGD and DRO.** we compare the generalization performance of DRO optimized by RECOVER with traditional Empirical Risk Minimization (ERM) using SGD in imbalance multi-classification tasks on STL10, CIFAR10, CIFAR100. The Imbalance RATIO (IMRATIO) is defined as the number of samples in the minority classes over the number of samples in the majority classes. We manually construct different training sets with different IMRATIO, i.e., we only keep the last IMRATIO portion of images in the first half of classes. RECOVER is tuned according to the setting in previous experiment, SGD is set  $\eta_0$  in the first 60 epochs, and  $\eta_0/10$  for at 60, and 90 epochs following the practical strategy ([13]), where  $\eta_0$  is tuned in  $\{0.1, 1, 10\}$  and 1 epoch means one pass of training data.

We report averaged test accuracy over 5 runs with mean ( $\pm$  std) is reported in Table 2. We can see that DRO with RECOVER has better or comparable test accuracy with smaller standard deviation over multiple runs on all datasets. The training process is visualized in Figure 3, it is obvious to see that RECOVER is more stable in the training process compared with SGD on highly imbalanced datasets especially in the first stage. This implies that RECOVER is helpful to improve the robustness of deep neural networks in the training process.

## 6 Conclusion

In this paper, we have proposed a duality-free online method for solving distributionally deep robust optimization problems. We leveraged the practical PL condition and developed a practical method with not only the optimal sample complexity but also a better round complexity than state-of-the-art results with moderate mini-batch size. Experiments verify the effectiveness of the proposed algorithm.

## References

- [1] Z. Allen-Zhu, Y. Li, and Z. Song. A convergence theory for deep learning via over-parameterization. *arXiv preprint arXiv:1811.03962*, 2018.
- [2] Y. Arjevani, Y. Carmon, J. C. Duchi, D. J. Foster, N. Srebro, and B. Woodworth. Lower bounds for non-convex stochastic optimization. *arXiv preprint arXiv:1912.02365*, 2019.

- [3] R. S. Chen, B. Lucier, Y. Singer, and V. Syrgkanis. Robust optimization for non-convex objectives. In *Advances in Neural Information Processing Systems*, pages 4705–4714, 2017.
- [4] Z. Chen, Z. Yuan, J. Yi, B. Zhou, E. Chen, and T. Yang. Universal stagewise learning for non-convex problems with convergence on averaged solutions. *arXiv preprint arXiv:1808.06296*, 2018.
- [5] A. Cutkosky and F. Orabona. Momentum-based variance reduction in non-convex sgd. In *Advances in Neural Information Processing Systems*, pages 15210–15219, 2019.
- [6] Y. Deng, M. M. Kamani, and M. Mahdavi. Distributionally robust federated averaging. *Advances in Neural Information Processing Systems*, 33, 2020.
- [7] S. S. Du, X. Zhai, B. Póczos, and A. Singh. Gradient descent provably optimizes over-parameterized neural networks. *arXiv preprint arXiv:1810.02054*, 2018.
- [8] C. J. Duchi, W. P. Glynn, and H. Namkoong. Statistics of robust optimization: A generalized empirical likelihood approach. *Mathematics of Operations Research*, 2016.
- [9] C. Fang, C. J. Li, Z. Lin, and T. Zhang. Spider: Near-optimal non-convex optimization via stochastic path-integrated differential estimator. In *Advances in Neural Information Processing Systems*, pages 689–699, 2018.
- [10] R. Ge, S. M. Kakade, R. Kidambi, and P. Netrapalli. Rethinking learning rate schedules for stochastic optimization. 2018.
- [11] S. Ghadimi, A. Ruszczyński, and M. Wang. A single timescale stochastic approximation method for nested stochastic optimization. *SIAM Journal on Optimization*, 30(1):960–979, 2020.
- [12] Z. Guo, Z. Yuan, Y. Yan, and T. Yang. Fast objective and duality gap convergence for non-convex strongly-concave min-max problems. *arXiv preprint arXiv:2006.06889*, 2020.
- [13] K. He, X. Zhang, S. Ren, and J. Sun. Deep residual learning for image recognition. In *Proceedings of the IEEE conference on computer vision and pattern recognition*, pages 770–778, 2016.
- [14] F. Huang, S. Gao, J. Pei, and H. Huang. Accelerated zeroth-order momentum methods from mini to minimax optimization. *arXiv preprint arXiv:2008.08170*, 2020.
- [15] Z. Huo, B. Gu, J. Liu, and H. Huang. Accelerated method for stochastic composition optimization with nonsmooth regularization. In *Proceedings of the Thirty-Second AAAI Conference on Artificial Intelligence, (AAAI)*, pages 3287–3294, 2018.
- [16] R. Johnson and T. Zhang. Accelerating stochastic gradient descent using predictive variance reduction. In *Advances in neural information processing systems*, pages 315–323, 2013.
- [17] A. Juditsky, A. Nemirovski, and C. Tauvel. Solving variational inequalities with stochastic mirror-prox algorithm. *Stochastic Systems*, 1(1):17–58, 2011.
- [18] H. Karimi, J. Nutini, and M. Schmidt. Linear convergence of gradient and proximal-gradient methods under the polyak-łojasiewicz condition. In *Joint European Conference on Machine Learning and Knowledge Discovery in Databases*, pages 795–811. Springer, 2016.
- [19] A. Krizhevsky, I. Sutskever, and G. E. Hinton. Imagenet classification with deep convolutional neural networks. In *Advances in neural information processing systems*, pages 1097–1105, 2012.
- [20] T. Lin, C. Jin, and M. I. Jordan. On gradient descent ascent for nonconvex-concave minimax problems. *arXiv preprint arXiv:1906.00331*, 2019.
- [21] C. Liu and M. Belkin. Accelerating sgd with momentum for over-parameterized learning. *arXiv preprint arXiv:1810.13395*, 2018.
- [22] L. Liu, J. Liu, C. Hsieh, and D. Tao. Stochastically controlled stochastic gradient for the convex and non-convex composition problem. *CoRR*, abs/1809.02505, 2018.

- [23] M. Liu, Z. Yuan, Y. Ying, and T. Yang. Stochastic auc maximization with deep neural networks. *arXiv preprint arXiv:1908.10831*, 2019.
- [24] L. Luo, H. Ye, and T. Zhang. Stochastic recursive gradient descent ascent for stochastic nonconvex-strongly-concave minimax problems. *CoRR*, abs/2001.03724, 2020.
- [25] M. Mohri, G. Sivek, and A. T. Suresh. Agnostic federated learning. *arXiv preprint arXiv:1902.00146*, 2019.
- [26] H. Namkoong and J. C. Duchi. Stochastic gradient methods for distributionally robust optimization with f-divergences. In *Advances in neural information processing systems*, pages 2208–2216, 2016.
- [27] H. Namkoong and J. C. Duchi. Variance-based regularization with convex objectives. In *Advances in neural information processing systems*, pages 2971–2980, 2017.
- [28] A. Nemirovski, A. Juditsky, G. Lan, and A. Shapiro. Robust stochastic approximation approach to stochastic programming. *SIAM Journal on optimization*, 19(4):1574–1609, 2009.
- [29] L. M. Nguyen, J. Liu, K. Scheinberg, and M. Takac. Sarah: A novel method for machine learning problems using stochastic recursive gradient. In *Proceedings of the 34th International Conference on Machine Learning*, pages 2613–2621, 2017.
- [30] Q. Qi, Y. Yan, Z. Wu, X. Wang, and T. Yang. a simple and effective framework for pairwise deep metric learning. *arXiv preprint arXiv:1912.11194*, 2019.
- [31] H. Rafique, M. Liu, Q. Lin, and T. Yang. Non-convex min-max optimization: Provable algorithms and applications in machine learning. *arXiv preprint arXiv:1810.02060*, 2018.
- [32] H. Rahimian and S. Mehrotra. Distributionally robust optimization: A review. *arXiv preprint arXiv:1908.05659*, 2019.
- [33] S. L. Smith, P.-J. Kindermans, C. Ying, and Q. V. Le. Don’t decay the learning rate, increase the batch size. *arXiv preprint arXiv:1711.00489*, 2017.
- [34] M. Wang, E. X. Fang, and H. Liu. Stochastic compositional gradient descent: algorithms for minimizing compositions of expected-value functions. *Mathematical Programming*, 161(1-2): 419–449, 2017.
- [35] M. Wang, J. Liu, and E. X. Fang. Accelerating stochastic composition optimization. *The Journal of Machine Learning Research*, 18(1):3721–3743, 2017.
- [36] J. Wittmann, D. Girman, and D. Crocker. Using inaturalist in a coverboard protocol to measure data quality: Suggestions for project design. *Citizen Science: Theory and Practice*, 4(1), 2019.
- [37] B. Xie, Y. Liang, and L. Song. Diversity leads to generalization in neural networks. *arXiv preprint arXiv*, 1611, 2016.
- [38] Y. Yan, Y. Xu, Q. Lin, L. Zhang, and T. Yang. Stochastic primal-dual algorithms with faster convergence than  $O(1/\sqrt{T})$  for problems without bilinear structure. *arXiv preprint arXiv:1904.10112*, 2019.
- [39] Y. Yan, Y. Xu, Q. Lin, W. Liu, and T. Yang. Sharp analysis of epoch stochastic gradient descent ascent methods for min-max optimization. *arXiv preprint arXiv:2002.05309*, 2020.
- [40] J. Yang, N. Kiyavash, and N. He. Global convergence and variance-reduced optimization for a class of nonconvex-nonconcave minimax problems. *arXiv preprint arXiv:2002.09621*, 2020.
- [41] Z. Yuan, Y. Yan, R. Jin, and T. Yang. Stagewise training accelerates convergence of testing error over sgd. In *Advances in Neural Information Processing Systems*, pages 2604–2614, 2019.
- [42] J. Zhang and L. Xiao. A stochastic composite gradient method with incremental variance reduction. In *Advances in Neural Information Processing Systems*, pages 9075–9085, 2019.

- [43] Y. Zhou, Z. Wang, K. Ji, Y. Liang, and V. Tarokh. Momentum schemes with stochastic variance reduction for nonconvex composite optimization. *arXiv preprint arXiv:1902.02715*, 2019.
- [44] D. Zhu, Z. Li, X. Wang, B. Gong, and T. Yang. A robust zero-sum game framework for pool-based active learning. In *The 22nd international conference on artificial intelligence and statistics*, pages 517–526, 2019.

## Appendix

**Notations** we refer the compositional stochastic gradient estimator  $\mathbf{v}_t^T \nabla f(\mathbf{u}_t)$  of COVER (Algorithm 1) as  $\mathbf{d}_t$ , *i.e.*,  $\mathbf{d}_t = \mathbf{v}_t^T \nabla f(\mathbf{u}_t)$ , where  $\mathbf{u}_t, \mathbf{w}_t$  are the two estimator sequences maintained in COVER. The compositional stochastic variance introduced by  $\mathbf{d}_t$  as  $\varepsilon_t = \mathbf{d}_t - \nabla g(\mathbf{w}_t)^T \nabla f(g(\mathbf{w}_t))$ , the stochastic variance introduced by  $\mathbf{u}_t$  denoted as  $\varepsilon_{\mathbf{u}_t} = \mathbf{u}_t - g(\mathbf{w}_t)$ , the stochastic variance introduced by  $\mathbf{v}_t$  denoted as  $\varepsilon_{\mathbf{v}_t} = \mathbf{v}_t - \nabla g(\mathbf{w}_t)$ . The stochastic proximal gradient measure of COVER is  $\tilde{\mathcal{G}}_\eta(\mathbf{w}_t) = \frac{1}{\eta}(\mathbf{w}_{t+1} - \mathbf{w}_t)$ . And  $L = 2 \max\{L_g C_g L_f, C_f C_g L_f, C_f^2, L_g C_f, C_g^2 L_f, C_f, C_g L_f, C_f^2, C_g^2, C_g^2 L_f^2\}$ .

### 7 Proof of Section 3

**Lemma 4.** *Suppose Assumption 1 and 2 holds, we have*

$$\mathbb{E}[\|\varepsilon_t\|^2] \leq 2C_f^2 \mathbb{E}[\|\varepsilon_{\mathbf{v}_t}\|^2] + 2C_g^2 L_f^2 \mathbb{E}[\|\varepsilon_{\mathbf{u}_t}\|^2]. \quad (10)$$

**Remark:** Plugging the definition of  $L$  into it, we have  $\mathbb{E}[\|\varepsilon_t\|^2] \leq L\mathbb{E}[\|\varepsilon_{\mathbf{v}_t}\|^2] + L\mathbb{E}[\|\varepsilon_{\mathbf{u}_t}\|^2]$

*Proof.*

$$\begin{aligned} & \mathbb{E}[\|\mathbf{d}_t - \nabla g(\mathbf{w}_t)^T \nabla f(g(\mathbf{w}_t))\|^2] = \mathbb{E}[\|\mathbf{v}_t^T \nabla f(\mathbf{u}_t) - \nabla g(\mathbf{w}_t)^T \nabla f(g(\mathbf{w}_t))\|^2] \\ & = \mathbb{E}[\|\mathbf{v}_t^T \nabla f(\mathbf{u}_t) - \nabla g(\mathbf{w}_t) \nabla f(\mathbf{u}_t) + \nabla g(\mathbf{w}_t)^T \nabla f(\mathbf{u}_t) - \nabla g(\mathbf{w}_t)^T \nabla f(g(\mathbf{w}_t))\|^2] \\ & \leq 2\mathbb{E}[\|\mathbf{v}_t^T \nabla f(\mathbf{u}_t) - \nabla g(\mathbf{w}_t)^T \nabla f(\mathbf{u}_t)\|^2] + 2\mathbb{E}[\|\nabla g(\mathbf{w}_t)^T \nabla f(\mathbf{u}_t) - \nabla g(\mathbf{w}_t)^T \nabla f(g(\mathbf{w}_t))\|^2] \\ & \leq 2C_f^2 \mathbb{E}[\|\mathbf{v}_t^T - \nabla g(\mathbf{w}_t)^T\|^2] + 2C_g^2 \mathbb{E}[\|\nabla f(\mathbf{u}_t) - \nabla f(g(\mathbf{w}_t))\|^2] \\ & \leq 2C_f^2 \mathbb{E}[\|\mathbf{v}_t^T - \nabla g(\mathbf{w}_t)^T\|^2] + 2C_g^2 L_f^2 \mathbb{E}[\|\mathbf{u}_t - g(\mathbf{w}_t)\|^2] \\ & = 2C_f^2 \mathbb{E}[\|\varepsilon_{\mathbf{v}_t}\|^2] + 2C_g^2 L_f^2 \mathbb{E}[\|\varepsilon_{\mathbf{u}_t}\|^2], \end{aligned} \quad (11)$$

where the first is due to  $\|a + b\|^2 \leq 2\|a\|^2 + 2\|b\|^2$ , the second inequality is due to the  $C_f$ -Lipschitz continuous of  $f$ , *i.e.*,  $\|\nabla f(\mathbf{w}_t)\|^2 \leq C_f^2$ , and  $C_g$ -Lipschitz continuous of  $g$ , *i.e.*,  $\|\nabla g(\mathbf{w}_t)\|^2 \leq C_g^2$ . The third inequality is due to the  $L_f$ -smoothness of  $f$  function.  $\square$

**Lemma 5.** *For the two gradient mappings  $\|\mathcal{G}_\eta(\mathbf{w}_t)\|^2, \|\tilde{\mathcal{G}}_\eta(\mathbf{w}_t)\|^2$ , we have*

$$\begin{aligned} \mathbb{E}[\|\mathcal{G}_\eta(\mathbf{w}_t)\|^2] & \leq 2\mathbb{E}[\|\tilde{\mathcal{G}}_\eta(\mathbf{w}_t)\|^2] + 2\mathbb{E}[\|\nabla g(\mathbf{w}_t)^T \nabla f(g(\mathbf{w}_t)) - \mathbf{d}_t\|^2], \\ \mathbb{E}[\|\tilde{\mathcal{G}}_\eta(\mathbf{w}_t)\|^2] & \leq 2\mathbb{E}[\|\mathcal{G}_\eta(\mathbf{w}_t)\|^2] + 2\mathbb{E}[\|\nabla g(\mathbf{w}_t)^T \nabla f(g(\mathbf{w}_t)) - \mathbf{d}_t\|^2]. \end{aligned} \quad (12)$$

**Remark:** This lemma implies that

$$\mathbb{E}[\|\mathbf{w}_{t+1} - \mathbf{w}_t\|^2] = \eta^2 \mathbb{E}[\|\tilde{\mathcal{G}}_\eta(\mathbf{w}_t)\|^2] \leq 2\eta^2 \mathbb{E}[\|\mathcal{G}_\eta(\mathbf{w}_t)\|^2] + 2\eta^2 \mathbb{E}[\|\nabla g(\mathbf{w}_t)^T \nabla f(g(\mathbf{w}_t)) - \mathbf{d}_t\|^2]. \quad (13)$$

*Proof.* Denote that  $\tilde{\mathbf{w}}_{t+1} = \mathbf{prox}_r^\eta(\mathbf{w}_t - \eta \nabla g(\mathbf{w}_t)^T \nabla f(g(\mathbf{w}_t)))$ . Then we have  $\|\mathbf{w}_t - \tilde{\mathbf{w}}_{t+1}\|^2 \leq 2\|\mathbf{w}_t - \mathbf{w}_{t+1}\|^2 + 2\|\mathbf{w}_{t+1} - \tilde{\mathbf{w}}_{t+1}\|^2$ . By the definition of  $\|\mathcal{G}_\eta(\mathbf{w}_t)\|^2, \|\tilde{\mathcal{G}}_\eta(\mathbf{w}_t)\|^2$ , we have

$$\begin{aligned} \mathbb{E}[\|\tilde{\mathcal{G}}_\eta(\mathbf{w}_t)\|^2] & \leq 2\mathbb{E}[\|\tilde{\mathcal{G}}_\eta(\mathbf{w}_t)\|^2] + \frac{2}{\eta^2} \mathbb{E}[\|\mathbf{w}_{t+1} - \tilde{\mathbf{w}}_{t+1}\|^2] \\ & = 2\mathbb{E}[\|\tilde{\mathcal{G}}_\eta(\mathbf{w}_t)\|^2] + \frac{2}{\eta^2} \mathbb{E}[\|\mathbf{prox}_r^\eta(\mathbf{w}_t - \eta \mathbf{d}_t) - \mathbf{prox}_r^\eta(\mathbf{w}_t - \eta \nabla g(\mathbf{w}_t)^T \nabla f(g(\mathbf{w}_t)))\|^2] \\ & \leq 2\mathbb{E}[\|\tilde{\mathcal{G}}_\eta(\mathbf{w}_t)\|^2] + \frac{2}{\eta^2} \mathbb{E}[\|\mathbf{w}_t - \eta \mathbf{d}_t - (\mathbf{w}_t - \eta \nabla g(\mathbf{w}_t)^T \nabla f(g(\mathbf{w}_t)))\|^2] \\ & = 2\mathbb{E}[\|\tilde{\mathcal{G}}_\eta(\mathbf{w}_t)\|^2] + 2\mathbb{E}[\|\nabla g(\mathbf{w}_t)^T \nabla f(g(\mathbf{w}_t)) - \mathbf{d}_t\|^2], \end{aligned} \quad (14)$$

where the second inequality is due to the non-expansive property of proximal mapping. Similarly, by  $\|\mathbf{w}_t - \mathbf{w}_{t+1}\|^2 \leq 2\|\mathbf{w}_t - \tilde{\mathbf{w}}_{t+1}\|^2 + 2\|\mathbf{w}_{t+1} - \tilde{\mathbf{w}}_{t+1}\|^2$ , following the same analysis as equation (14), we would have the second inequality in Lemma 5.  $\square$

**Lemma 6.** Let sequence  $\{\mathbf{x}_t\}$  be generated by COVER and with  $\eta \leq \frac{1}{2L}$  for all  $t \geq 1$ , the following inequality holds

$$\mathbb{E}[F(\mathbf{w}_{t+1})] - \mathbb{E}[F(\mathbf{w}_t)] \leq -\frac{\eta}{8}\mathbb{E}[\|\mathcal{G}_\eta(\mathbf{w}_t)\|^2] + \frac{3\eta L}{4}\mathbb{E}[\|\varepsilon_{\mathbf{v}_t}\|^2] + \frac{3\eta L}{4}\mathbb{E}[\|\varepsilon_{\mathbf{u}_t}\|^2]. \quad (15)$$

*Proof.* Denote  $F(\mathbf{w}_{t+1}) = f(g(\mathbf{w}_{t+1})) + r(\mathbf{w}_{t+1})$ . First, show that  $f(g(\mathbf{w}))$  is smooth and  $\nabla f(\mathbf{w})^T \nabla f(g(\mathbf{w}))$  has Lipschitz constant with  $L_{f(g)} = C_g^2 L_f + C_f L_g$ . For any two variables  $\mathbf{w}, \mathbf{w}' \in \mathbb{R}^d$

$$\begin{aligned} & \|\nabla g(\mathbf{w})^T \nabla f(g(\mathbf{w})) - \nabla g(\mathbf{w}')^T \nabla f(g(\mathbf{w}'))\| \\ &= \|\nabla g(\mathbf{w})^T \nabla f(g(\mathbf{w})) - \nabla g(\mathbf{w})^T \nabla f(g(\mathbf{w}')) + \nabla g(\mathbf{w})^T \nabla f(g(\mathbf{w}')) - \nabla g(\mathbf{w}')^T \nabla f(g(\mathbf{w}'))\| \\ &\leq \|\nabla g(\mathbf{w})^T \nabla f(g(\mathbf{w})) - \nabla g(\mathbf{w})^T \nabla f(g(\mathbf{w}'))\| + \|\nabla g(\mathbf{w})^T \nabla f(g(\mathbf{w}')) - \nabla g(\mathbf{w}')^T \nabla f(g(\mathbf{w}'))\| \\ &\leq \|\nabla g(\mathbf{w})\| \|\nabla f(g(\mathbf{w})) - \nabla f(g(\mathbf{w}'))\| + \|\nabla f(g(\mathbf{w}'))\| \|\nabla g(\mathbf{w}) - \nabla g(\mathbf{w}')\| \\ &\leq C_g L_f \|g(\mathbf{w}) - g(\mathbf{w}')\| + L_g \|\nabla f(g(\mathbf{w}'))\| \|\mathbf{w} - \mathbf{w}'\| \\ &\leq C_g^2 L_f \|\mathbf{w} - \mathbf{w}'\| + L_g C_f \|\mathbf{w} - \mathbf{w}'\| \leq L \|\mathbf{w} - \mathbf{w}'\|. \end{aligned} \quad (16)$$

Then by above equation (16), we have

$$\begin{aligned} & f(g(\mathbf{w}_{t+1})) + r(\mathbf{w}_{t+1}) \\ &\leq f(g(\mathbf{w}_t)) + \langle \nabla g(\mathbf{w}_t)^T \nabla f(g(\mathbf{w}_t)), \mathbf{w}_{t+1} - \mathbf{w}_t \rangle + \frac{L}{2} \|\mathbf{w}_{t+1} - \mathbf{w}_t\|^2 + r(\mathbf{w}_{t+1}) \\ &\leq f(g(\mathbf{w}_t)) + \langle \mathbf{d}_t, \mathbf{w}_{t+1} - \mathbf{w}_t \rangle + r(\mathbf{w}_{t+1}) \\ &\quad + \langle \nabla g(\mathbf{w}_t)^T \nabla f(g(\mathbf{w}_t)) - \mathbf{d}_t, \mathbf{w}_{t+1} - \mathbf{w}_t \rangle + \frac{L}{2} \|\mathbf{w}_{t+1} - \mathbf{w}_t\|^2 \\ &\stackrel{(a)}{\leq} f(g(\mathbf{w}_t)) + r(\mathbf{w}_t) - \frac{1}{2\eta} \|\mathbf{w}_{t+1} - \mathbf{w}_t\|^2 + \frac{\eta}{2} \|\nabla g(\mathbf{w}_t)^T \nabla f(g(\mathbf{w}_t)) - \mathbf{d}_t\|^2 + \frac{L}{2} \|\mathbf{w}_{t+1} - \mathbf{w}_t\|^2 \\ &= F(\mathbf{w}_t) + \frac{\eta}{2} \|\nabla g(\mathbf{w}_t)^T \nabla f(g(\mathbf{w}_t)) - \mathbf{d}_t\|^2 - \left(\frac{\eta}{2} - \frac{L\eta^2}{2}\right) \|\tilde{\mathcal{G}}(\mathbf{w}_t)\|^2, \end{aligned} \quad (17)$$

where the proof of (a) will be shown shortly after we derive the claimed result of this lemma. By the setting  $\eta \leq \frac{1}{2L}$ , taking expectation on both sides and in combination with Lemma 5, we have

$$\mathbb{E}[F(\mathbf{w}_{t+1}) - F(\mathbf{w}_t)] \leq -\frac{\eta}{8}\mathbb{E}[\|\mathcal{G}_\eta(\mathbf{w}_t)\|^2] + \frac{3\eta}{4}\mathbb{E}[\|\nabla g(\mathbf{w}_t)^T \nabla f(g(\mathbf{w}_t)) - \mathbf{d}_t\|^2]. \quad (18)$$

Then applying the results of Lemma 4, we have the results.

*Proof of (a):* By the definition of  $\mathbf{w}_{t+1} = \mathbf{prox}_{\frac{1}{2\eta}}^\eta(\mathbf{w}_t - \eta \mathbf{d}_t) = \arg \min_{\mathbf{w}} \left\{ \frac{1}{2} \|\mathbf{w} - (\mathbf{w}_t - \eta \mathbf{d}_t)\|^2 + \eta r(\mathbf{w}) \right\} = \arg \min_{\mathbf{w}} \left\{ \frac{1}{2\eta} \|\mathbf{w} - (\mathbf{w}_t - \eta \mathbf{d}_t)\|^2 + r(\mathbf{w}) \right\}$ . Then by the  $\frac{1}{\eta}$  strongly convexity of the quadratic function:

$$\begin{aligned} \frac{1}{2\eta} \|\mathbf{w}_{t+1} - (\mathbf{w}_t - \eta \mathbf{d}_t)\|^2 + r(\mathbf{w}_{t+1}) &\leq \frac{1}{2\eta} \|\mathbf{w}_t - (\mathbf{w}_t - \eta \mathbf{d}_t)\|^2 + r(\mathbf{w}_t) - \frac{1}{2\eta} \|\mathbf{w}_{t+1} - \mathbf{w}_t\|^2 \\ \langle \mathbf{d}_t, \mathbf{w}_{t+1} - \mathbf{w}_t \rangle + r(\mathbf{w}_{t+1}) &\leq r(\mathbf{w}_t) - \frac{1}{\eta} \|\mathbf{w}_{t+1} - \mathbf{w}_t\|^2. \end{aligned}$$

Further by Young's Inequality:

$$\langle \nabla g(\mathbf{w}_t)^T \nabla f(g(\mathbf{w}_t)) - \mathbf{d}_t, \mathbf{w}_{t+1} - \mathbf{w}_t \rangle \leq \frac{\eta}{2} \|\nabla g(\mathbf{w}_t)^T \nabla f(g(\mathbf{w}_t)) - \mathbf{d}_t\|^2 + \frac{1}{2\eta} \|\mathbf{w}_{t+1} - \mathbf{w}_t\|^2. \quad \square$$

To prove the convergence of proximal gradient  $\|\mathcal{G}_\eta(\mathbf{w}_t)\|^2$ , we need to construct telescoping sum that depending on the Lemma 6. As a result, we need to bound the variance on the R.H.S of Lemma 6, i.e.,  $\mathbb{E}[\|\varepsilon_{\mathbf{u}_t}\|^2]$ ,  $\mathbb{E}[\|\varepsilon_{\mathbf{v}_t}\|^2]$  with the following lemmas.

**Lemma 7.** *With notation in COVER and  $a_t = a = c\eta_t^2 = c\eta^2$  we have*

$$\begin{aligned}
\frac{\mathbb{E}[\|\varepsilon_{\mathbf{u}_{t+1}}\|^2]}{\eta} &\leq \mathbb{E}\left[2\eta^3 c^2 \sigma^2 + \frac{(1-a)^2(1+4\eta^2 L^2)\|\varepsilon_{\mathbf{u}_t}\|^2}{\eta}\right. \\
&\quad \left. + \frac{4\eta^2(1-a)^2 L^2 \|\varepsilon_{\mathbf{v}_t}\|^2}{\eta} + 4\eta(1-a)^2 L \|\mathcal{G}_\eta(\mathbf{w}_t)\|^2\right] \\
\frac{\mathbb{E}[\|\varepsilon_{\mathbf{v}_{t+1}}\|^2]}{\eta} &\leq \mathbb{E}\left[2\eta^3 c^2 \sigma^2 + \frac{(1-a)^2(1+4\eta^2 L^2)\|\varepsilon_{\mathbf{v}_t}\|^2}{\eta}\right. \\
&\quad \left. + \frac{4\eta^2(1-a)^2 L^2 \|\varepsilon_{\mathbf{u}_t}\|^2}{\eta} + 4\eta(1-a)^2 L \|\mathcal{G}_\eta(\mathbf{w}_t)\|^2\right].
\end{aligned} \tag{19}$$

*Proof.*

$$\begin{aligned}
\mathbb{E}\left[\frac{\|\varepsilon_{\mathbf{u}_{t+1}}\|^2}{\eta}\right] &= \mathbb{E}\left[\frac{\|\mathbf{u}_{t+1} - g(\mathbf{w}_{t+1})\|^2}{\eta}\right] \\
&= \mathbb{E}\left[\frac{\|g_{\xi_{t+1}}(\mathbf{w}_{t+1}) + (1-a)(\mathbf{u}_t - g_{\xi_{t+1}}(\mathbf{w}_t)) - g(\mathbf{w}_{t+1})\|^2}{\eta}\right] \\
&= \mathbb{E}\left[\frac{\|a(g_{\xi_{t+1}}(\mathbf{w}_{t+1}) - g(\mathbf{w}_{t+1})) + (1-a)(\mathbf{u}_t - g(\mathbf{w}_t))\right. \\
&\quad \left. + \frac{(1-a)(g_{\xi_{t+1}}(\mathbf{w}_{t+1}) - g_{\xi_{t+1}}(\mathbf{w}_t) - (g(\mathbf{w}_{t+1}) - g(\mathbf{w}_t)))\|^2}{\eta}\right] \\
&= \mathbb{E}\left[\frac{(1-a)^2 \|\varepsilon_{\mathbf{u}_t}\|^2}{\eta}\right. \\
&\quad \left. + \frac{\|a(g_{\xi_{t+1}}(\mathbf{w}_{t+1}) - g(\mathbf{w}_{t+1})) + (1-a)(g_{\xi_{t+1}}(\mathbf{w}_{t+1}) - g_{\xi_{t+1}}(\mathbf{w}_t) - (g(\mathbf{w}_{t+1}) - g(\mathbf{w}_t)))\|^2}{\eta}\right] \\
&\leq \mathbb{E}\left[\frac{2a^2 \|g_{\xi_{t+1}}(\mathbf{w}_{t+1}) - g(\mathbf{w}_{t+1})\|^2}{\eta} + \frac{(1-a)^2 \|\varepsilon_{\mathbf{u}_t}\|^2}{\eta}\right. \\
&\quad \left. + \frac{2(1-a)^2 \|g_{\xi_{t+1}}(\mathbf{w}_{t+1}) - g_{\xi_{t+1}}(\mathbf{w}_t) - (g(\mathbf{w}_{t+1}) - g(\mathbf{w}_t))\|^2}{\eta}\right] \\
&\leq \mathbb{E}\left[\frac{2a^2 \sigma^2}{\eta} + \frac{(1-a)^2 \|\varepsilon_{\mathbf{u}_t}\|^2}{\eta} + \frac{2(1-a)^2 L \|\mathbf{w}_{t+1} - \mathbf{w}_t\|^2}{\eta}\right] \\
&= \mathbb{E}\left[2c^2 \eta^3 \sigma^2 + \frac{(1-a)^2 \|\varepsilon_{\mathbf{u}_t}\|^2}{\eta} + \frac{2(1-a)^2 L \eta^2 \|\tilde{\mathcal{G}}(\mathbf{w}_t)\|^2}{\eta}\right] \\
&\leq \mathbb{E}\left[2c^2 \eta^3 \sigma^2 + \frac{(1-a)^2 \|\varepsilon_{\mathbf{u}_t}\|^2}{\eta} + \frac{2(1-a)^2 L \eta^2}{\eta} \left(2\|\mathcal{G}(\mathbf{w}_t)\|^2 + 2L(\|\varepsilon_{\mathbf{u}_t}\|^2 + \|\varepsilon_{\mathbf{v}_t}\|^2)\right)\right] \\
&= \mathbb{E}\left[2\eta^3 c^2 \sigma^2 + \frac{(1-a)^2(1+4\eta^2 L^2)\|\varepsilon_{\mathbf{u}_t}\|^2}{\eta} + \frac{4\eta^2(1-a)^2 L(L\|\varepsilon_{\mathbf{v}_t}\|^2 + \|G_\eta(\mathbf{w}_t)\|^2)}{\eta}\right],
\end{aligned} \tag{20}$$

where the fourth equality is due to  $E_t[g_{\xi_{t+1}}(\mathbf{w}_{t+1}) - g(\mathbf{w}_{t+1})] = 0$  and  $E_t[g_{\xi_{t+1}}(\mathbf{w}_t) - g(\mathbf{w}_t)] = 0$  with  $E_t$  denoting an expectation conditioned on events until  $t$ -iteration; and the first inequality holds because  $\|a + b\|^2 \leq 2a^2 + 2b^2$ . Applying the same analysis, we are able to have the bound of  $\mathbb{E}\left[\frac{\|\varepsilon_{\mathbf{v}_{t+1}}\|^2}{\eta}\right] = \mathbb{E}\left[\frac{\|\mathbf{v}_{t+1} - \nabla g(\mathbf{w}_{t+1})\|^2}{\eta}\right]$  in the lemma.  $\square$

Next, we are ready to prove our main theorems.

### 7.1 Proof of Theorem 3

*Proof of Theorem 3.* After deriving Lemma 6 and 7 we are ready to prove Theorem 3. We construct Lyapunov function  $\Gamma_t = F(\mathbf{w}_t) + \frac{1}{c_0 \eta} [\|\varepsilon_{\mathbf{v}_t}\|^2 + \|\varepsilon_{\mathbf{u}_t}\|^2]$ , where  $c_0$  is a constant and can be derived

in the following proof. According to equation (15)

$$\begin{aligned} \mathbb{E}[\Gamma_{t+1} - \Gamma_t] &\leq \mathbb{E}\left[-\frac{\eta}{8}\mathbb{E}[\|\mathcal{G}_\eta(\mathbf{w}_t)\|^2]\right] + \frac{3\eta L}{4}\mathbb{E}[\|\varepsilon_{\mathbf{v}_t}\|^2 + \|\varepsilon_{\mathbf{u}_t}\|^2] \\ &\quad + \frac{1}{c_0\eta}\mathbb{E}[\|\varepsilon_{\mathbf{v}_{t+1}}\|^2 + \|\varepsilon_{\mathbf{u}_{t+1}}\|^2] - \frac{1}{c_0\eta}\mathbb{E}[\|\varepsilon_{\mathbf{v}_t}\|^2 + \|\varepsilon_{\mathbf{u}_t}\|^2]. \end{aligned} \quad (21)$$

Then by telescoping sum from  $1, \dots, T$ , and rearranging terms we have

$$\begin{aligned} \sum_{t=1}^T \frac{\eta}{8}\mathbb{E}[\|\mathcal{G}_\eta(\mathbf{w}_t)\|^2] &\leq \mathbb{E}[\Gamma_1 - \Gamma_{T+1}] + \underbrace{\sum_{t=1}^T \frac{3\eta L}{4}\mathbb{E}[\|\varepsilon_{\mathbf{v}_t}\|^2 + \|\varepsilon_{\mathbf{u}_t}\|^2]}_{\textcircled{a}} \\ &\quad + \underbrace{\sum_{t=1}^T \frac{1}{c_0\eta}\mathbb{E}[\|\varepsilon_{\mathbf{v}_{t+1}}\|^2 + \|\varepsilon_{\mathbf{u}_{t+1}}\|^2] - \frac{1}{c_0\eta}\mathbb{E}[\|\varepsilon_{\mathbf{v}_1}\|^2 + \|\varepsilon_{\mathbf{u}_1}\|^2]}_{\textcircled{b}}. \end{aligned} \quad (22)$$

As a result, we want  $\textcircled{b} \leq 0$  such that it can be used to cancel the increasing cumulative variance of term  $\textcircled{a}$ .

Next we will upper bound  $\textcircled{b}$  up to a negative level by making use of Lemma 7.

Applying Lemma 7,

$$\begin{aligned} &\frac{1}{c_0\eta}\mathbb{E}[\|\varepsilon_{\mathbf{v}_{t+1}}\|^2 + \|\varepsilon_{\mathbf{u}_{t+1}}\|^2] - \frac{1}{c_0\eta}\mathbb{E}[\|\varepsilon_{\mathbf{v}_t}\|^2 + \|\varepsilon_{\mathbf{u}_t}\|^2] \\ &\leq \frac{1}{c_0}\mathbb{E}\left[4\eta^3 c^2 \sigma^2 + \left(\frac{(1-a)^2(1+8\eta^2 L^2)}{\eta} - \frac{1}{\eta}\right) [\|\varepsilon_{\mathbf{v}_t}\|^2 + \|\varepsilon_{\mathbf{u}_t}\|^2] \right. \\ &\quad \left. + 8\eta(1-a)^2 L \|\mathcal{G}_\eta(\mathbf{w}_t)\|^2\right] \\ &\leq \frac{1}{c_0}\mathbb{E}\left[\underbrace{4\eta^3 c^2 \sigma^2}_{A_t} + \underbrace{\left(\frac{(1-a)(1+8\eta^2 L^2)}{\eta} - \frac{1}{\eta}\right) [\|\varepsilon_{\mathbf{v}_t}\|^2 + \|\varepsilon_{\mathbf{u}_t}\|^2]}_{B_t} \right. \\ &\quad \left. + \underbrace{8\eta L \|\mathcal{G}_\eta(\mathbf{w}_t)\|^2}_{C_t}\right]. \end{aligned} \quad (23)$$

For  $B_t$ , by set  $c = 104L^2$ , we have

$$\begin{aligned} B_t &\leq (\eta^{-1} - \eta^{-1} + \eta^{-1}(8\eta^2 L^2 - a))[\|\varepsilon_{\mathbf{u}_t}\|^2 + \|\varepsilon_{\mathbf{v}_t}\|^2] \\ &= (\eta^{-1} - \eta^{-1} + \eta(8L^2 - c))[\|\varepsilon_{\mathbf{u}_t}\|^2 + \|\varepsilon_{\mathbf{v}_t}\|^2] \leq -96L^2\eta[\|\varepsilon_{\mathbf{u}_t}\|^2 + \|\varepsilon_{\mathbf{v}_t}\|^2]. \end{aligned} \quad (24)$$

To satisfies  $c\eta^2 \leq 1$ , we should have  $\eta \leq \frac{1}{16L}$ . Then by setting  $c_0 = 128L$ , we have

$$\begin{aligned} &\sum_{t=1}^T \frac{1}{128\eta L}\mathbb{E}[\|\varepsilon_{\mathbf{v}_{t+1}}\|^2 + \|\varepsilon_{\mathbf{u}_{t+1}}\|^2] - \frac{1}{128\eta L}\mathbb{E}[\|\varepsilon_{\mathbf{v}_1}\|^2 + \|\varepsilon_{\mathbf{u}_1}\|^2] \\ &\leq \frac{\eta^3 c^2 \sigma^2 T}{32L} - \sum_{t=1}^T \frac{3L\eta}{4}\mathbb{E}[\|\varepsilon_{\mathbf{u}_t}\|^2 + \|\varepsilon_{\mathbf{v}_t}\|^2] + \sum_{t=1}^T \frac{\eta}{16}\mathbb{E}[\|\mathcal{G}_\eta(\mathbf{w}_t)\|^2]. \end{aligned} \quad (25)$$

Plugging it into equation (22), we get

$$\mathbb{E}\left[\frac{\eta}{8}\sum_{t=1}^T \|\mathcal{G}_\eta(\mathbf{w}_t)\|^2\right] \leq \mathbb{E}[\Gamma_1 - \Gamma_{T+1}] + \mathbb{E}\left[\frac{c^2 \sigma^2}{32L}\eta^3 T + \frac{\eta}{16}\sum_{t=1}^T \|\mathcal{G}_\eta(\mathbf{w}_t)\|^2\right]. \quad (26)$$



Then we have

$$\begin{aligned}
\mathbb{E}\left[\frac{\eta}{16}\sum_{t=1}^T\|\mathcal{G}_\eta(\mathbf{w}_t)\|^2\right] &\leq \frac{c^2\sigma^2}{32L}\eta^3T + \mathbb{E}[\Gamma_1 - \Gamma_{T+1}] \\
&\leq \mathbb{E}[F(\mathbf{w}_1) - F(\mathbf{w}_*)] + \frac{c^2\sigma^2\eta^3T}{32L} + \frac{\mathbb{E}[\|\varepsilon_{\mathbf{v}_1}\|^2 + \|\varepsilon_{\mathbf{u}_1}\|^2]}{128\eta L} \quad (27) \\
\iff \mathbb{E}[\|\mathcal{G}_\eta(\bar{\mathbf{w}}_t)\|^2] &\leq \frac{16\mathbb{E}[F(\mathbf{w}_1) - F(\mathbf{w}_*)]}{\eta T} + \frac{c^2\sigma^2}{2L}\eta^2 + \frac{\mathbb{E}[\|\varepsilon_{\mathbf{v}_1}\|^2 + \|\varepsilon_{\mathbf{u}_1}\|^2]}{8\eta^2LT}.
\end{aligned}$$

□

## 7.2 Proof of Theorem 2

The proof of Theorem 2 is similar to the proof of Theorem 3. A more finer analysis is applied to handling the adaptive learning rates and deriving the optimal convergence rates.

*Proof.* After deriving Lemma 6 and 7 we are ready to prove Theorem 2. We construct Laypnov function  $\Gamma_t = F(\mathbf{w}_t) + \frac{1}{c_0\eta_{t-1}}[\|\varepsilon_{\mathbf{v}_t}\|^2 + \|\varepsilon_{\mathbf{u}_t}\|^2]$ , where  $c_0$  is a constant and can be derived in the following proof. According to equation (15)

$$\begin{aligned}
\mathbb{E}[\Gamma_{t+1} - \Gamma_t] &\leq \mathbb{E}\left[-\frac{\eta_t}{8}\mathbb{E}[\|\mathcal{G}_{\eta_t}(\mathbf{w}_t)\|^2] + \frac{3\eta_t L}{4}\mathbb{E}[\|\varepsilon_{\mathbf{v}_t}\|^2 + \|\varepsilon_{\mathbf{u}_t}\|^2]\right. \\
&\quad \left. + \frac{1}{c_0\eta_t}\mathbb{E}[\|\varepsilon_{\mathbf{v}_{t+1}}\|^2 + \|\varepsilon_{\mathbf{u}_{t+1}}\|^2] - \frac{1}{c_0\eta_{t-1}}\mathbb{E}[\|\varepsilon_{\mathbf{v}_t}\|^2 + \|\varepsilon_{\mathbf{u}_t}\|^2]\right]. \quad (28)
\end{aligned}$$

Then by telescoping sum from  $1, \dots, T$ , and rearranging terms we have

$$\begin{aligned}
\sum_{t=1}^T \frac{\eta_t}{8}\mathbb{E}[\|\mathcal{G}_{\eta_t}(\mathbf{w}_t)\|^2] &\leq \mathbb{E}[\Gamma_1 - \Gamma_{T+1}] + \underbrace{\sum_{t=1}^T \frac{3\eta_t L}{4}\mathbb{E}[\|\varepsilon_{\mathbf{v}_t}\|^2 + \|\varepsilon_{\mathbf{u}_t}\|^2]}_{\textcircled{a}} \\
&\quad + \underbrace{\sum_{t=1}^T \frac{1}{c_0\eta_t}\mathbb{E}[\|\varepsilon_{\mathbf{v}_{t+1}}\|^2 + \|\varepsilon_{\mathbf{u}_{t+1}}\|^2] - \frac{1}{c_0\eta_{t-1}}\mathbb{E}[\|\varepsilon_{\mathbf{v}_t}\|^2 + \|\varepsilon_{\mathbf{u}_t}\|^2]}_{\textcircled{b}}. \quad (29)
\end{aligned}$$

As we mentioned in the proof of Theorem 3, we want  $\textcircled{b} \leq 0$  such that it can be used to cancel the increasing cumulative variance of term  $\textcircled{a}$ .

Next we will upper bound  $\textcircled{b}$  up to a negative level by making use of Lemma 7 with  $\eta_t \sim O(\frac{1}{t^{1/3}})$  and  $a_t = c\eta_t^2$ .

$$\begin{aligned}
&\frac{1}{c_0\eta_t}\mathbb{E}[\|\varepsilon_{\mathbf{v}_{t+1}}\|^2 + \|\varepsilon_{\mathbf{u}_{t+1}}\|^2] - \frac{1}{c_0\eta_{t-1}}\mathbb{E}[\|\varepsilon_{\mathbf{v}_t}\|^2 + \|\varepsilon_{\mathbf{u}_t}\|^2] \\
&\leq \frac{1}{c_0}\mathbb{E}\left[4\eta_t^3c^2\sigma^2 + \left(\frac{(1-a_t)^2(1+8\eta_t^2L^2)}{\eta_t} - \frac{1}{\eta_{t-1}}\right)\|\varepsilon_{\mathbf{v}_t}\|^2 + \|\varepsilon_{\mathbf{u}_t}\|^2\right] \\
&\quad + 8\eta_t(1-a_{t+1})^2L\|\mathcal{G}_{\eta_t}(\mathbf{w}_t)\|^2 \\
&\leq \frac{1}{c_0}\mathbb{E}\left[\underbrace{4\eta_t^3c^2\sigma^2}_{A_t} + \underbrace{\left(\frac{(1-a_t)(1+8\eta_t^2L^2)}{\eta_t} - \frac{1}{\eta_{t-1}}\right)\|\varepsilon_{\mathbf{v}_t}\|^2 + \|\varepsilon_{\mathbf{u}_t}\|^2}_{B_t}\right] \\
&\quad + \underbrace{8\eta_tL\|\mathcal{G}_{\eta_t}(\mathbf{w}_t)\|^2}_{C_t}. \quad (30)
\end{aligned}$$

Next we upper bound  $B_t$

$$B_t \leq (\eta_t^{-1} - \eta_{t-1}^{-1} + \eta_t^{-1}(8\eta_t^2L^2 - a_t))\|\varepsilon_{\mathbf{u}_t}\|^2 + \|\varepsilon_{\mathbf{v}_t}\|^2 = (\eta_t^{-1} - \eta_{t-1}^{-1} + \eta_t(8L^2 - c))\|\varepsilon_{\mathbf{u}_t}\|^2 + \|\varepsilon_{\mathbf{v}_t}\|^2. \quad (31)$$

For  $\frac{1}{\eta_t} - \frac{1}{\eta_{t-1}}$ , by applying  $(x+y)^{1/3} - x^{1/3} \leq yx^{-2/3}/3$  and manipulating constant terms, we have

$$\begin{aligned} \frac{1}{\eta_t} - \frac{1}{\eta_{t-1}} &= \frac{1}{k}(w+t\sigma^2)^{1/3} - \frac{1}{k}(w+(t-1)\sigma^2)^{1/3} \leq \frac{\sigma^2}{3k(w+(t-1)\sigma^2)^{2/3}} \\ &\leq \frac{\sigma^2}{3k(w-\sigma^2+t\sigma^2)^{2/3}} \leq \frac{\sigma^2}{3k(w/2+t\sigma^2)^{2/3}} \\ &\leq \frac{2^{2/3}\sigma^2}{3k(w+t\sigma^2)^{2/3}} \leq \frac{2^{2/3}\sigma^2}{3k^3}\eta_t^2 \leq \frac{2^{2/3}}{12Lk^3}\eta_t \leq \frac{\sigma^2}{7Lk^3}\eta_t. \end{aligned} \quad (32)$$

where  $w \geq (16Lk)^3$  to have  $\eta_t \leq \frac{1}{16L}$ . Then by setting  $c = 104L^2 + \frac{\sigma^2}{7Lk^3}$ ,

$$\eta_t(8L^2 - c) \leq -96L^2\eta_t - \sigma^2\eta_t/(7Lk^3)$$

Then we obtain

$$B_t \leq -96L^2\eta_t[\|\varepsilon_{\mathbf{u}_t}\|^2 + \|\varepsilon_{\mathbf{v}_t}\|^2]. \quad (33)$$

Then plugging equation (34), (33) into equation (30) and set  $c_0 = 128L$ ,

$$\begin{aligned} &\frac{1}{128\eta_t L} \mathbb{E}[\|\varepsilon_{\mathbf{v}_{t+1}}\|^2 + \|\varepsilon_{\mathbf{u}_{t+1}}\|^2] - \frac{1}{128\eta_{t-1} L} \mathbb{E}[\|\varepsilon_{\mathbf{v}_t}\|^2 + \|\varepsilon_{\mathbf{u}_t}\|^2] \\ &\leq \frac{\eta_t^3 c^2 \sigma^2}{32L} - \frac{3L\eta_t}{4} [\|\varepsilon_{\mathbf{u}_t}\|^2 + \|\varepsilon_{\mathbf{v}_t}\|^2] + \frac{\eta_t}{16} \mathbb{E}[\|\mathcal{G}_{\eta_t}(\mathbf{w}_t)\|^2]. \end{aligned} \quad (34)$$

Dividing  $\eta_t^3$  on both sides of equation (29) and substituting (34). We get

$$\begin{aligned} \frac{1}{8\eta_t^2} \mathbb{E}[\|\mathcal{G}_{\eta_t}(\mathbf{w}_t)\|^2] &\leq \frac{1}{\eta_t^3} \mathbb{E}[\Gamma_t - \Gamma_{t+1}] + \frac{1}{\eta_t^3} \left\{ \frac{3L\eta_t}{4} \mathbb{E}[\|\varepsilon_{\mathbf{v}_t}\|^2 + \|\varepsilon_{\mathbf{u}_t}\|^2] \right\} \\ &\quad + \frac{1}{\eta_t^3} \left\{ \frac{1}{128\eta_t} \mathbb{E}[\|\varepsilon_{\mathbf{v}_{t+1}}\|^2 + \|\varepsilon_{\mathbf{u}_{t+1}}\|^2] - \frac{1}{128\eta_{t-1}} \mathbb{E}[\|\varepsilon_{\mathbf{v}_t}\|^2 + \|\varepsilon_{\mathbf{u}_t}\|^2] \right\} \\ &\leq \frac{1}{\eta_t^3} \mathbb{E}[\Gamma_t - \Gamma_{t+1}] + \frac{c^2\sigma^2}{32L} + \frac{1}{16\eta_t^2} \mathbb{E}[\|\mathcal{G}_{\eta_t}(\mathbf{w}_t)\|^2]. \end{aligned} \quad (35)$$

Then rearranging terms and summing from  $1, \dots, T$

$$\begin{aligned} \sum_{t=1}^T \frac{1}{\eta_t^2} \mathbb{E}[\|\mathcal{G}_{\eta_t}(\mathbf{w}_t)\|^2] &\leq \sum_{t=1}^T \frac{16}{\eta_t^3} \mathbb{E}[\Gamma_t - \Gamma_{t+1}] + T \frac{c^2\sigma^2}{2L} \\ \iff \sum_{t=1}^T \mathcal{W}_{1t} \mathbb{E}[\|\mathcal{G}_{\eta_t}(\mathbf{w}_t)\|^2] &\leq \sum_{t=1}^T 16\mathcal{W}_{2t} \mathbb{E}[\Gamma_t - \Gamma_{t+1}] + T \frac{c^2\sigma^2}{2L}, \end{aligned} \quad (36)$$

where  $\mathcal{W}_{1t} = \frac{1}{\eta_t^2}$ ,  $\mathcal{W}_{2t} = \frac{1}{\eta_t^3}$

First, we bound the first term of R.H.S of equation (34). Substituting  $\mathcal{W}_{1t} = \frac{1}{\eta_t^2} = \frac{(w+t\sigma^2)^{2/3}}{k^2}$ ,  $\mathcal{W}_{2t} = \frac{1}{\eta_t^3} = \frac{(w+t\sigma^2)}{k^3}$  into it, we get

$$\begin{aligned} \sum_{t=1}^T \frac{(w+t\sigma^2)}{k^3} \mathbb{E}[\Gamma_t - \Gamma_{t+1}] &\leq \frac{2\sigma^2}{k^3} \sum_{t=1}^T \mathbb{E}[t\Gamma_t - (t+1)\Gamma_{t+1}] + \frac{2\sigma^2}{k^3} \sum_{t=1}^T (t+1-t)\Gamma_{t+1} \\ &= \frac{2\sigma^2}{k^3} \left( \Gamma_1 - (T+1)\Gamma_{T+1} + \sum_{t=1}^T \Gamma_{t+1} \right) \\ &= \frac{2\sigma^2}{k^3} \left( \sum_{t=1}^{T+1} (\Gamma_t - \Gamma_{T+1}) \right) \leq \frac{2(T+1)\sigma^2}{k^3} \Delta_\Gamma, \end{aligned} \quad (37)$$

where  $\Delta_\Gamma \leq \Delta_F + \frac{1}{8\eta_0} \mathbb{E}[\|\varepsilon_{\mathbf{u}_1}\|^2 + \|\varepsilon_{\mathbf{v}_1}\|^2]$ ,  $\Delta_F = f(\mathbf{w}) - \inf_{\mathbf{w}} f(\mathbf{w})$ ,  $\forall \mathbf{w} \in R^d$

$$\sum_{t=1}^T \mathcal{W}_{1t} \geq \frac{\sigma^{4/3}}{k^2} \sum_{t=1}^T t^{2/3} \geq \frac{\sigma^{4/3}}{k^2} \int_{t=1}^T t^{2/3} dt = \frac{3\sigma^{4/3}}{5k^2} (T^{5/3} - 1) \geq \frac{2\sigma^{4/3}}{5k^2} T^{5/3}, \quad (38)$$

where  $k = \frac{C\sigma^2/3}{L}$ , and  $C \geq \sqrt{3}L$ . Then we have

$$\begin{aligned}
\frac{\sum_{t=1}^T \mathcal{W}_{1t} \mathbb{E}[\|\mathcal{G}_{\eta_t}(\mathbf{w}_t)\|^2]}{\sum_{t=1}^T \mathcal{W}_{1t}} &\leq \frac{\sum_{t=1}^T 16\mathcal{W}_{2t} \mathbb{E}[\Gamma_t - \Gamma_{t+1}]}{\sum_{t=1}^T \mathcal{W}_{1t}} + \frac{Tc^2\sigma^2}{2L \sum_{t=1}^T \mathcal{W}_{1t}} \\
&\leq \frac{2(T+1)\sigma^2}{k^3} \frac{5k^2}{2\sigma^{4/3}T^{5/3}} \Delta_\Gamma + c^2\sigma^2 \frac{5k^2T}{4L\sigma^{4/3}T^{5/3}} \\
&\leq \frac{10\sigma^{2/3}}{kT^{2/3}} + \frac{5c^2\sigma^{2/3}k^2}{4LT^{2/3}} \\
&= \frac{10L}{CT^{2/3}} + \frac{5c^2C^2\sigma^2}{4L^3T^{2/3}},
\end{aligned} \tag{39}$$

where  $c = 104L^2 + \frac{\sigma^2}{7Lbk^3} \sim O(L^2)$ .  $\square$

## 8 Proof of Section 4

### 8.1 Proof of Lemma 1

*Proof.* This proof follows Lemma A.3 of [40]. Note that

$$\begin{aligned}
F_{dro}(\mathbf{w}) &= \lambda \log \left( \frac{1}{n} \sum_{i=1}^n \exp \left( \frac{\ell(\mathbf{w}; \mathbf{z}_i)}{\lambda} \right) \right) \\
&= \max_{\mathbf{p} \in \Delta_n} (F_{\mathbf{p}}(\mathbf{w}) - h(\mathbf{p}, \mathbf{1}/n)).
\end{aligned} \tag{40}$$

Denote  $\psi(\mathbf{w}, \mathbf{p}) = F_{\mathbf{p}}(\mathbf{w}) - h(\mathbf{p}, \mathbf{1}/n)$  and  $p_*(\mathbf{w}) = \arg \max_{\mathbf{p} \in \Delta_n} \psi(\mathbf{w}, \mathbf{p})$ .

Thus, we have  $F_{dro}(\mathbf{w}) = \max_{\mathbf{p} \in \Delta_n} \psi(\mathbf{w}, \mathbf{p}) = \psi(\mathbf{w}, p_*(\mathbf{w}))$ . By Lemma 4.3 of [20], we know  $\nabla F_{dro}(\mathbf{w}) = \nabla_{\mathbf{w}} \psi(\mathbf{w}, p_*(\mathbf{w})) = \nabla_{\mathbf{w}} F_{p_*(\mathbf{w})}(\mathbf{w})$ .

Since  $F_{\mathbf{p}}(\mathbf{w})$  satisfies a  $\mu$ -PL condition for any  $\mathbf{p} \in \Delta_n$ , we have

$$\begin{aligned}
\|\nabla F_{dro}(\mathbf{w})\|^2 &= \|\nabla F_{p_*(\mathbf{w})}(\mathbf{w})\|^2 \\
&\geq 2\mu \left( F_{p_*(\mathbf{w})}(\mathbf{w}) - \min_{\mathbf{w}'} F_{p_*(\mathbf{w})}(\mathbf{w}') \right) \\
&= 2\mu \left( \psi(\mathbf{w}, p_*(\mathbf{w})) - \min_{\mathbf{w}'} \psi(\mathbf{w}', p_*(\mathbf{w})) \right).
\end{aligned} \tag{41}$$

For any  $\mathbf{w}'$ ,

$$\psi(\mathbf{w}', p_*(\mathbf{w})) \leq \max_{\mathbf{p}'} \psi(\mathbf{w}', \mathbf{p}'). \tag{42}$$

Therefore,

$$\min_{\mathbf{w}'} \psi(\mathbf{w}', p_*(\mathbf{w})) \leq \min_{\mathbf{w}'} \max_{\mathbf{p}'} \psi(\mathbf{w}', \mathbf{p}'). \tag{43}$$

Plug this into (41), we get

$$\begin{aligned}
\|\nabla F_{dro}(\mathbf{w})\|^2 &\geq 2\mu \left( \psi(\mathbf{w}, p_*(\mathbf{w})) - \min_{\mathbf{w}'} \max_{\mathbf{p}'} \psi(\mathbf{w}', \mathbf{p}') \right) \\
&= 2\mu (F_{dro}(\mathbf{w}) - \min_{\mathbf{w}'} F_{dro}(\mathbf{w}')),
\end{aligned} \tag{44}$$

which means  $F_{dro}$  satisfies  $\mu$ -PL condition.  $\square$

### 8.2 Proof of Lemma 2

*Proof.* Let us define scaled data  $\mathbf{v}_i = \sqrt{p_i} \mathbf{x}_i$ ,  $1 \leq i \leq n$  with  $p_i \geq p_0$ . Then we have  $\|\mathbf{v}_i - \mathbf{v}_j\| \geq \sqrt{p_0} \delta$  since  $\|\mathbf{x}_i\| = 1$  and  $p_i \geq p_0$ .

Taking  $\{(\mathbf{v}_1, \sqrt{p_1} y_1), \dots, (\mathbf{v}_n, \sqrt{p_n} y_n)\}$  as input to the defined network, then we accordingly denote the output of the first layer of the network as  $\hat{h}_{i,0} = \phi(\sqrt{p_i} \mathbf{A} \mathbf{x}_i) = \sqrt{p_i} \phi(\mathbf{A} \mathbf{x}_i) = \sqrt{p_i} h_{i,0}$ , where

the the second equality is due to the property of ReLU activation function. By induction, we see that the output of the  $l$ -th layer is  $\hat{h}_{i,l} = \sqrt{p_i}h_{i,l}$ . And then the output logit is  $\hat{y}_i(\mathbf{v}_i) = \sqrt{p_i}\hat{y}_i$ .

As a result, the weighted loss defined on the original data is the average of square loss on the scaled data,

$$F(W, \mathbf{p}) = \frac{1}{n} \sum_{i=1}^n \ell(W; \mathbf{v}_i) = \frac{1}{n} \sum_{i=1}^n (\sqrt{p_i}\hat{y}_i - \sqrt{p_i}y_i)^2 = \sum_{i=1}^n p_i (\hat{y}_i - y_i)^2 \quad (45)$$

Then we plug in Theorem 3 of [1] with  $F(W)$  as the objective function and  $\{(\mathbf{v}_1, \sqrt{p_1}y_1), \dots, (\mathbf{v}_n, \sqrt{p_n}y_n)\}$  as input data, and obtain

$$\|\nabla_W F(W, \mathbf{p})\|^2 \geq \Omega \left( \frac{\sqrt{p_0}\delta d'}{dn^2} (F(W, \mathbf{p}) - \min_W F(W, \mathbf{p})) \right), \forall \mathbf{p} \in \Delta, p_i \geq p_0. \quad (46)$$

Also we have

$$F_{dro}(W) = \max_{\mathbf{p} \in \Delta, p_i \geq p_0} F(W, \mathbf{p}) - h(\mathbf{p}, 1/n) = F(W, \mathbf{p}^*) - h(\mathbf{p}^*, 1/n) \quad (47)$$

$$\nabla F_{dro}(W) = \nabla_W F(W, \mathbf{p}^*)$$

where we use the assumption that  $p_i^* \geq p_0$ . Thus (46) implies that,

$$\|\nabla F_{dro}(W)\|^2 \geq \Omega \left( \frac{\sqrt{p_0}\delta d'}{dn^2} (F_{dro}(W) - \min_W F_{dro}(W)) \right), \quad (48)$$

which means that  $F_{dro}(W)$  satisfies a  $\mu$ -PL condition with  $\mu \in O\left(\frac{\sqrt{p_0}\delta d'}{dn^2}\right)$ .  $\square$

### 8.3 Reduced Variance (Proof of Lemma 3)

*Proof.* This lemma implies that the variance also decreasing with the increasing of stages. By equation (25) and rearranging terms, the cumulative variance of  $k$ -th stage satisfies:

$$\begin{aligned} \mathbb{E}\left[\sum_{t=1}^{T_k} \frac{3L\eta_k}{4} [\|\varepsilon_{\mathbf{u}_t}\|^2 + \|\varepsilon_{\mathbf{v}_t}\|^2]\right] &\leq \frac{1}{128\eta_k L} \mathbb{E}[\|\varepsilon_{\mathbf{v}_1}\| + \|\varepsilon_{\mathbf{u}_1}\|^2] + \frac{\eta_k^3 c^2 \sigma^2 T_k}{16L} + \sum_{t=1}^{T_k} \frac{\eta_k}{16} \mathbb{E}[\|\mathcal{G}_{\eta_k}(\mathbf{w}_t)\|^2] \\ &\leq \mathbb{E}[F(\mathbf{w}_1) - F(\mathbf{w}_*)] + \frac{c^2 \sigma^2 \eta_k^3 T_k}{4L} + \frac{\mathbb{E}[\|\varepsilon_{\mathbf{v}_1}\|^2 + \|\varepsilon_{\mathbf{u}_1}\|^2]}{64\eta_k L}, \end{aligned} \quad (49)$$

where the second inequality uses Theorem 3. Thus we have,

$$\mathbb{E}[\|\varepsilon_{\mathbf{u}_\tau}\|^2 + \|\varepsilon_{\mathbf{v}_\tau}\|^2] \leq \frac{2\mathbb{E}[F(\mathbf{w}_1) - F(\mathbf{w}_*)]}{\eta_k T_k L} + \frac{c^2 \sigma^2 \eta_k^2}{3L^2} + \frac{\mathbb{E}[\|\varepsilon_{\mathbf{v}_1}\|^2 + \|\varepsilon_{\mathbf{u}_1}\|^2]}{48\eta_k^2 L^2 T_k}, \quad (50)$$

where  $\tau$  is randomly sampled from  $1, \dots, T_k$ .

Without loss of generality, let's assume that  $\epsilon_0 = \Delta_F \geq \frac{c^2 \sigma^2}{64\mu L^3}$ , i.e.,  $\frac{\sqrt{\mu\epsilon_0 L}}{2c\sigma} \geq \frac{1}{16L}$ . The case that  $\Delta_F < \frac{c^2 \sigma^2}{64\mu L^3}$  can be simply covered by our proof. Then, denote  $\epsilon_1 = \frac{c^2 \sigma^2}{64\mu L^3}$  and  $\epsilon_k = \epsilon_1 / 2^{k-1}$ ,  $c = 104L^2$ .

Let's consider the first stage, we have initialization such that  $F(\mathbf{w}_0) - F(\mathbf{w}_*) = \Delta_F$  and  $\mathbb{E}[\|\varepsilon_{\mathbf{v}_0}\|^2 + \|\varepsilon_{\mathbf{u}_0}\|^2] \leq \sigma^2$ . Setting  $\eta_1 = \frac{1}{16L}$  and  $T_1 = O(\max(\frac{\Delta_F}{\sigma^2}, 1))$ . We bound the the error of first stage's output as follows,

$$\begin{aligned} \mathbb{E}[\|\varepsilon_{\mathbf{u}_1}\|^2 + \|\varepsilon_{\mathbf{v}_1}\|^2] &= \mathbb{E}[\|\varepsilon_{\mathbf{u}_\tau}\|^2 + \|\varepsilon_{\mathbf{v}_\tau}\|^2] \\ &\leq \frac{2\mathbb{E}[F(\mathbf{w}_0) - F(\mathbf{w}_*)]}{\eta_1 T_1 L} + \frac{c^2 \sigma^2 \eta_1^2}{3L^2} + \frac{\mathbb{E}[\|\varepsilon_{\mathbf{v}_1}\|^2 + \|\varepsilon_{\mathbf{u}_1}\|^2]}{48\eta_1^2 L^2 T_1} \\ &= \frac{2\mathbb{E}[F(\mathbf{w}_0) - F(\mathbf{w}_*)]}{\eta_1 T_1 L} + \frac{c^2 \sigma^2 \eta_1^2}{3L^2} + \frac{\mathbb{E}[\|\varepsilon_{\mathbf{v}_0}\|^2 + \|\varepsilon_{\mathbf{u}_0}\|^2]}{48\eta_1^2 L^2 T_1} \\ &\leq \frac{2\epsilon_0}{\eta_1 T_1 L} + \frac{c^2 \sigma^2 \eta_1^2}{3L^2} + \frac{\sigma^2}{48\eta_1^2 L^2 T_1} \leq \frac{c^2 \sigma^2}{64L^3} = \mu\epsilon_1, \end{aligned} \quad (51)$$

Starting from the second stage, we will prove by induction. Suppose we are at  $k$ -th stage. Assuming that  $F(\mathbf{w}_{k-1}) - F(\mathbf{w}_0) \leq \epsilon_{k-1}$  and  $\|\varepsilon_{\mathbf{v}_{k-1}}\|^2 + \|\varepsilon_{\mathbf{u}_{k-1}}\|^2 \leq \mu\epsilon_{k-1}$  after the  $(k-1)$ -th stage, we

will show that  $\mathbb{E}[\|\varepsilon_{\mathbf{u}_k}\|^2 + \|\varepsilon_{\mathbf{v}_k}\|^2] \leq \mu\epsilon_k$  by induction. Note that the induction of  $F(\mathbf{w}_k) - F(\mathbf{w}_0)$  will be addressed later in Theorem 5.

$$\begin{aligned}
\mathbb{E}[\|\varepsilon_{\mathbf{u}_k}\|^2 + \|\varepsilon_{\mathbf{v}_k}\|^2] &= \mathbb{E}[\|\varepsilon_{\mathbf{u}_\tau}\|^2 + \|\varepsilon_{\mathbf{v}_\tau}\|^2] \\
&\leq \frac{2\mathbb{E}[F(\mathbf{w}_1) - F(\mathbf{w}_*)]}{\eta_k T_k L} + \frac{c^2 \sigma^2 \eta_k^2}{3L^2} + \frac{\mathbb{E}[\|\varepsilon_{\mathbf{v}_1}\|^2 + \|\varepsilon_{\mathbf{u}_1}\|^2]}{48\eta_k^2 L^2 T_k} \\
&= \frac{2\mathbb{E}[F(\mathbf{w}_{k-1}) - F(\mathbf{w}_*)]}{\eta_k T_k L} + \frac{c^2 \sigma^2 \eta_k^2}{3L^2} + \frac{\mathbb{E}[\|\varepsilon_{\mathbf{v}_{k-1}}\|^2 + \|\varepsilon_{\mathbf{u}_{k-1}}\|^2]}{48\eta_k^2 L^2 T_k} \\
&\leq \frac{2\epsilon_{k-1}}{\eta_k T_k L} + \frac{c^2 \sigma^2 \eta_k^2}{3L^2} + \frac{\mu\epsilon_{k-1}}{\eta_k^2 L^2 T_k} \leq \frac{\mu\epsilon_{k-1}}{2} = \mu\epsilon_k,
\end{aligned} \tag{52}$$

where the last inequality follows from the setting that  $\eta_k = \frac{\sqrt{\mu\epsilon_k L}}{2c\sigma} \leq \frac{1}{16L}$ , and  $T_k = \max\{\frac{96c\sigma}{\mu^{3/2}\sqrt{\epsilon_k L}}, \frac{2c^2\sigma^2}{\mu L^2\epsilon_k}\}$ , where  $c = 104L^2$ .

□

#### 8.4 Poof of Theorem 5

*Proof.* Without loss of generality, let's assume that  $\epsilon_0 = \Delta_F \geq \frac{c^2\sigma^2}{64\mu L^3}$ , i.e.,  $\frac{\sqrt{\mu\epsilon_0 L}}{2c\sigma} \geq \frac{1}{16L}$ . The case that  $\Delta_F < \frac{c^2\sigma^2}{64\mu L^3}$  can be simply covered by our proof. Then, denote  $\epsilon_1 = \frac{c^2\sigma^2}{64\mu L^3}$  and  $\epsilon_k = \epsilon_1/2^{k-1}$ ,  $c = 104L^2$ .

Let's consider the first stage, we have intialization such that  $F(\mathbf{w}_0) - F(\mathbf{w}_*) = \Delta_F$  and  $\mathbb{E}[\|\varepsilon_{\mathbf{v}_0}\|^2 + \|\varepsilon_{\mathbf{u}_0}\|^2] \leq \sigma^2$ . We bound the the error of first stage's output as follows,

$$\begin{aligned}
\mathbb{E}[F(\mathbf{w}_1) - F(\mathbf{w}_*)] &\leq \frac{1}{2\mu} \mathbb{E}[\|\mathcal{G}_\eta(\mathbf{w}_1)\|^2] \\
&\leq \frac{8\mathbb{E}[F(\mathbf{w}_0) - F(\mathbf{w}_*)]}{\mu\eta_1 T_1} + \frac{c^2\sigma^2}{4\mu L} \eta_1^2 + \frac{\mathbb{E}[\|\varepsilon_{\mathbf{v}_0}\|^2 + \|\varepsilon_{\mathbf{u}_0}\|^2]}{16\mu\eta_1^2 L T_1} \\
&\leq \frac{8\Delta_F}{\mu\eta_1 T_1} + \frac{c^2\sigma^2}{4\mu L} \eta_1^2 + \frac{\sigma^2}{16\mu\eta_1^2 L T_1} \leq \frac{c^2\sigma^2}{64\mu L^3} = \epsilon_1
\end{aligned} \tag{53}$$

where the first inequality uses PL condition, the second inequality use Theorem 3 and the fourth inequality uses the setting of  $\eta_1 = \frac{1}{16L}$  and  $T_1 = O(\max(\frac{\Delta_F}{\sigma^2}, 1))$ .

Starting from the second stage, we will prove by induction. Denote  $\epsilon_1 = \frac{c^2\sigma^2}{64\mu L^3}$  and  $\epsilon_k \leq \epsilon_1/2^{k-1}$  for  $k \geq 2$ . Suppose at the beginning of  $k$ -stage ( $k \geq 2$ ), we have  $\mathbb{E}[F(\mathbf{w}_{k-1}) - F(\mathbf{w}_*)] \leq \epsilon_{k-1}$  and  $\mathbb{E}[\|\varepsilon_{\mathbf{v}_{k-1}}\|^2 + \|\varepsilon_{\mathbf{u}_{k-1}}\|^2] \leq \mu\epsilon_{k-1}$ . When  $k \geq 2$ , we have  $\eta_k = \frac{\sqrt{\mu\epsilon_k L}}{2c\sigma} \leq \frac{1}{16L}$ . Then by Lemma 3 and Theorem 3, setting  $T_k = \max\{\frac{96c\sigma}{\mu^{3/2}\sqrt{\epsilon_k L}}, \frac{2c^2\sigma^2}{\mu L^2\epsilon_k}\}$ , RECOVER satisfies the following equations at the  $k$ -th stage,

$$\begin{aligned}
\mathbb{E}[F(\mathbf{w}_k) - F(\mathbf{w}_*)] &\leq \frac{1}{2\mu} \mathbb{E}[\|\mathcal{G}_\eta(\mathbf{w}_k)\|^2] \\
&\leq \frac{8\mathbb{E}[F(\mathbf{w}_{k-1}) - F(\mathbf{w}_*)]}{\mu\eta_k T_k} + \frac{c^2\sigma^2}{4\mu L} \eta_k^2 + \frac{\mathbb{E}[\|\varepsilon_{\mathbf{v}_{k-1}}\|^2 + \|\varepsilon_{\mathbf{u}_{k-1}}\|^2]}{16\mu\eta_k^2 L T_k} \\
&\leq \frac{8\mathbb{E}[F(\mathbf{w}_{k-1}) - F(\mathbf{w}_*)]}{\mu\eta_k T_k} + \frac{c^2\sigma^2}{4\mu L} \eta_k^2 + \frac{\|\varepsilon_{\mathbf{v}_{k-1}}\|^2 + \|\varepsilon_{\mathbf{u}_{k-1}}\|^2}{16\mu\eta_k^2 L T_k} \\
&\leq \frac{8\epsilon_{k-1}}{\mu\eta_k T_k} + \frac{c^2\sigma^2}{4\mu L} \eta_k^2 + \frac{\mu\epsilon_{k-1}}{16\mu\eta_k^2 L T_k} \\
&\leq \frac{\epsilon_{k-1}}{2} \leq \epsilon_k,
\end{aligned} \tag{54}$$

where the forth inequality is implied by the induction hypothesis and the last inequality holds by the setting of  $\eta_k$  and  $T_k$ .

Combing two cases, after  $K \leq 1 + \log_2(\epsilon_1/\epsilon) \leq \log_2(\epsilon_0/\epsilon)$  stages,  $\mathbb{E}[F(\mathbf{w}_k) - F(\mathbf{w}_*)] \leq \epsilon$ .

□

### 8.4.1 Proof of Corollary 6

By setting  $c = 104L^2$ , following th the proof of Theorem 5, the sample complexity of RECOVER equals to the number of samples in the first stage, i.e.,  $T_1$  plus the number of samples in later stages,

i.e.  $\sum_{k=2}^K T_k$ , which is

$$\begin{aligned}
 T_1 + \sum_{k=2}^K T_k &= O\left(\frac{\Delta_F}{\sigma^2} + \sum_{k=2}^K T_k\right) \\
 &= O\left(\sum_{k=2}^K \left(\frac{c\sigma}{\mu^{3/2}\sqrt{\epsilon_k L}} + \frac{L^2\sigma^2}{\mu\epsilon_k}\right)\right) \\
 &\leq O\left(\frac{c\sigma}{\mu^{3/2}\sqrt{\epsilon L}} + \frac{L^2\sigma^2}{\mu\epsilon}\right) \stackrel{\mu > \epsilon}{\leq} \frac{L^2\sigma^2}{\mu\epsilon}.
 \end{aligned}$$