

Policy Evaluation and Seeking for Multi-Agent Reinforcement Learning via Best Response

Rui Yan, *Student Member, IEEE*, Xiaoming Duan, Zongying Shi, *Member, IEEE*, Yisheng Zhong, Jason R. Marden and Francesco Bullo, *Fellow, IEEE*

Abstract—This paper introduces two metrics (cycle-based and memory-based metrics), grounded on a dynamical game-theoretic solution concept called *sink equilibrium*, for the evaluation, ranking, and computation of policies in multi-agent learning. We adopt strict best response dynamics (SBRD) to model selfish behaviors at a meta-level for multi-agent reinforcement learning. Our approach can deal with dynamical cyclical behaviors (unlike approaches based on Nash equilibria and Elo ratings), and is more compatible with single-agent reinforcement learning than α -rank which relies on weakly better responses. We first consider settings where the difference between largest and second largest underlying metric has a known lower bound. With this knowledge we propose a class of perturbed SBRD with the following property: only policies with maximum metric are observed with nonzero probability for a broad class of stochastic games with finite memory. We then consider settings where the lower bound for the difference is unknown. For this setting, we propose a class of perturbed SBRD such that the metrics of the policies observed with nonzero probability differ from the optimal by any given tolerance. The proposed perturbed SBRD addresses the opponent-induced non-stationarity by fixing the strategies of others for the learning agent, and uses empirical game-theoretic analysis to estimate payoffs for each strategy profile obtained due to the perturbation.

I. INTRODUCTION

Motivation and problem description: Multi-agent policy evaluation and learning are long-standing challenges in multi-agent reinforcement learning (MARL) since agents interact and learn in a complex environment simultaneously through, competition such as in Go [27], cooperation such as learning to communicate [11], or some mix of the two [16]. This paper introduces two metrics for the evaluation and ranking of policies in multi-agent interactions, grounded on a dynamical game-theoretic solution concept called *sink equilibrium* first introduced by Goemans *et al.* in [13]. We aim at developing new learning paradigms with a finite memory to achieve

The work of R. Yan, Z. Shi, and Y. Zhong was supported in part by the National Natural Science Foundation of China under Grant 61374034, and in part by China Scholarship Council. This work of X. Duan and F. Bullo was supported in part by the US Air Force Office of Scientific Research under award FA9550-15-1-0138.

R. Yan, Z. Shi, and Y. Zhong are with the Department of Automation, Tsinghua University, Beijing 100084, China. yr15@mails.tsinghua.edu.cn and {szy, zys-dau}@mail.tsinghua.edu.cn

X. Duan and F. Bullo are with the Mechanical Engineering Department and the Center of Control, Dynamical Systems and Computation, UC Santa Barbara, CA 93106-5070, USA. {xiaomingduan, bullo}@ucsb.edu

J. R. Marden is with the Department of Electrical and Computer Engineering, UC Santa Barbara, CA 93106-5070, USA. jrmarden@ece.ucsb.edu

desirable convergence properties for certain classes of stochastic games. More specifically, we formulate the interactions of multiple agents by stochastic games and then analyze them in meta-level as meta-games (i.e., normal-form games with unknown payoffs [24]). Instead of focusing on atomic decisions, meta games abstract the underlying games and are centered around high-level agents' interactions. Each strategy for an agent is a set of specific hyperparameters or policy representations. Then, we propose two metrics for the joint strategies based on the memory size of the learning system and the notion of sink equilibria. We further design a class of MARL algorithms, called perturbed strict best response dynamics (SBRD), such that the frequently observed strategies in the learning system either have the maximum underlying metrics or have metrics that are within any given difference from the maximum, depending on the prior information about the underlying games.

Literature review: In single-agent RL, the long-term reward received by the agent can be used to evaluate policies such as Q -learning [33]. However, in MARL, the evaluation of policies becomes less obvious as each agent aims to maximize its own reward and the reward itself is also affected by the strategies of others. For multi-agent policy evaluation, the Elo rating system [8] is a predominant approach, but it fails to handle intransitive relations between the learning agents (e.g., the cyclic behavior in Rock-Paper-Scissors). On the other hand, the Nash equilibrium in game theory is the most common tool for evaluating strategies of non-cooperative agents. However, the recent work [25] claims that there seems little hope of using the Nash equilibrium in general large-scale games due to its limitations, such as computational intractability, selection issues, and incompatibility with dynamical systems. To address some of the issues above, Omidshafiei *et al.* [25] proposed an alternative evaluation approach, called α -rank, which leverages evolutionary game theory to rank strategies in multi-agent games. Specifically, α -rank defines an irreducible Markov chain over joint strategies and constructs the *response graph* of the game. The ranking of the joint strategies is obtained by computing the stationary distribution of the Markov chain. Recent extensions of α -rank can be found in [24], [26]. Despite this progress, how to evaluate multi-agent policies in a principled manner remains largely an open question [26].

In traditional reinforcement learning, a single agent improves her strategy based on the observations obtained by repeatedly interacting with the stationary environment. In a simplest form of MARL, known as *independent RL* (InRL), each agent independently learns its own strategy by directly us-

ing single-agent learning algorithms and treating other agents as part of the environment [30]. In this case, the environment is no longer stationary from the perspective of any individual agent due to the independent and simultaneous learning. To tackle this problem, people create a stationary environment for the learning agent by fixing the strategies of other agents in previous works. For example, a unified game-theoretic approach, known as *policy-space response oracles* (PSRO), is introduced in [15] and further investigated in [24], where best responses to a distribution over the policies of other agents are computed. In [1], the authors present decentralized Q -learning algorithms for the weakly acyclic stochastic games, where the environment keeps stationary for the learning agent over each *exploration phase*. The above methodology in which a stationary environment is created mainly focuses on the evolution or convergence of finite high-level strategies rather than primitive actions. Thus, these games are abstracted as normal-form games with unknown payoffs, also known as meta-games or strategic-form games [20], [24].

The idea of playing best responses to stationary environment highlighted above has drawn significant attention in the area of learning in strategic-form games. In the well-known fictitious play [4], at each time step, each agent plays a best response to the empirical frequency of the opponents' previous plays. In double oracle [21], each agent plays a best response to the Nash equilibrium of its opponent over all previous learned strategies. In adaptive play [36], each agent can recall a finite number of previous strategies and at each time step, each agent samples a fixed number of elements from its memory and plays a best response to the sampled strategies. The best response dynamics is a simple and natural local search method: an arbitrary agent is chosen to improve its utility by deviating to its best strategy given the profile of others [9], [29].

Best-response based algorithms are guaranteed to converge to the set of Nash equilibria in many games of interest, e.g., fictitious play and double oracle in two-agent zero-sum games [4], [21], adaptive play in potential games [36] and best response dynamics in weakly acyclic games [37]. However, ensuring convergence to a Nash equilibrium in multi-agent general-sum games is a great challenge [9]. Moreover, although pure Nash equilibria (PNE) are preferable to mixed Nash equilibria (MNE), (e.g., in meta-games [25] and auctions [13]), PNEs may not exist, e.g., in weighted congestion games [13], generic games [6], and multi-agent general-sum normal-form games.

Motivated by α -rank [25], we propose to use the concept of sink equilibrium introduced in [13] to evaluate policies in multi-agent settings. The sink equilibrium is a sink strongly connected component (SSCC) in the *strict best response graph* associated with a game. The strict best response graph has a vertex set induced by the set of pure strategy profiles, and its edge set contains myopic strict best response by any individual agent. We propose two metrics for strategy profiles based on sink equilibria: when a strategy belongs to a sink equilibrium, it has a positive metric dependent on the property of the sink equilibrium and the underlying metric; otherwise, it has zero metric. Similar to α -rank, sink equilibria include PNEs as a special case and are guaranteed to exist [13]. Compared with a

Nash equilibrium, a sink equilibrium has several advantages: 1) it focuses on pure strategy profiles which are preferable in meta-games; 2) it can deal with dynamical and intransitive behaviors; 3) it is always finite. Most of current works about sink equilibria focus on the computational complexity and price of anarchy for various games [2], [10], [22].

Like in Nash equilibrium selection problem, it is appealing to design algorithms that converge to a sink equilibrium with some maximum underlying metric. The strict best response dynamics, defined as a walk over the strict best response graph, guarantees that for any initial strategy profile, the convergence to a sink equilibrium is achieved [13]. Similar to stochastic adaptive play [36], we propose a class of perturbed strict best response dynamics such that the strategies with the maximum metric are found with high probability. We analyze the perturbed SBRD through its induced Markov chain and use *stochastic stability* as a solution concept, which is a popular tool for studying stochastic learning dynamics in games [3], [7], [14], [19], [36]. Similar to PSRO [15], we use empirical game-theoretic analysis (EGTA) to study strategies obtained due to the perturbation, through simulation in complex games [32]. In an empirical game, expected payoffs for each strategy profile are estimated and recorded in an empirical payoff table.

Contributions: In this paper, we study policy evaluation and learning algorithms for MARL. By adopting concepts from game theory, we introduce two policy evaluation metrics with better properties than the Elo rating system [8], Nash equilibria and α -rank [25]. By combining stochastic learning dynamics with empirical game theory, we also propose a class of learning algorithms with good convergence properties for MARL. The contributions of this paper are as follows.

- 1) Based on sink equilibria induced by the strict best response graph, we introduce two policy evaluation metrics, namely the *cycle-based metric* and the *memory-based metric*, for strategy evaluation in multi-agent general-sum games. Policies in the same sink equilibrium have the same underlying metric. We also establish the connections between the concepts of coarse correlated equilibria [19], PNEs and the sink equilibria.
- 2) Under the assumptions that the sink equilibrium with the maximum underlying metric is unique and the difference between the maximum and second largest metrics has a known lower bound, we propose a class of perturbed SBRD such that the policies with the maximum metric are observed frequently over a finite memory. Specifically, when the memory size is sufficiently large, we consider the cycle-based metric and give a lower bound of the memory size and a class of perturbation functions to guarantee convergence. When the memory size is predefined, we consider the memory-based metric and give a class of perturbation functions to guarantee convergence.
- 3) Furthermore, when the lower bound of the difference between the maximum and second largest metrics is unknown, we propose a class of perturbed SBRD such that the metrics of the policies observed with high probability are close to the maximum metric within any prescribed tolerance.

Paper organization: In Section II, we model the MARL as a stochastic game and then at a high-level, reformulate it as a meta-game by considering stationary deterministic policies. In Section III, based on the sink equilibrium induced by strict best response graph, two multi-agent policy evaluation metrics are introduced. In Section V, we propose training algorithms to seek the best policies according to both metrics, respectively. We conclude the paper in Section VI.

Notation: For any finite set S , let $|S|$ denote its cardinality. For any positive integer z , let $[z]$ denote the set of positive integers smaller than or equal to z , i.e., $[z] = \{1, 2, \dots, z\}$. Let $\text{rand}(S)$ denote an element uniformly selected from a finite set S . Let \mathbb{R} , $\mathbb{R}_{\geq 0}$, $\mathbb{R}_{> 0}$, \mathbb{N} and $\mathbb{N}_{> 0}$ be the set of reals, nonnegative reals, positive reals, nonnegative integers and positive integers, respectively.

II. PRELIMINARIES

We present here preliminaries in game theory.

A. Stochastic Games

Stochastic games have long been used in MARL to model interactions between agents in a shared, stationary environment for developing MARL algorithms [18]. A Markov decision process (MDP) is a stochastic game with only one agent. A finite (discounted) stochastic game G_1 is a tuple $(N, \mathcal{X}, \mathcal{A}, P, \mathcal{R}, \beta)$, where:

- 1) N is a finite set of n agents;
- 2) \mathcal{X} is a finite set of states;
- 3) $\mathcal{A} = \mathcal{A}^1 \times \dots \times \mathcal{A}^n$, where \mathcal{A}^i is a finite set of actions available to agent i ;
- 4) $P : \mathcal{X} \times \mathcal{X} \times \mathcal{A} \mapsto [0, 1]$ is the transition probability function, where $P(x' | x, a)$ is the probability of transitioning from state $x \in \mathcal{X}$ to state $x' \in \mathcal{X}$ under action profile $a \in \mathcal{A}$;
- 5) $\mathcal{R} = \mathcal{R}^1 \times \dots \times \mathcal{R}^n$, where $\mathcal{R}^i : \mathcal{X} \times \mathcal{A} \mapsto \mathbb{R}$ is a real-valued immediate reward for agent i ;
- 6) $\beta = \beta^1 \times \dots \times \beta^n$, where $\beta^i \in (0, 1)$ is a discount factor for agent i .

Such a stochastic game induces a discrete-time controlled Markov process. At time $t \in \mathbb{N}$, the system is in state x_t , and each agent chooses an action a_t^i . Then, according to the transition probability $P(\cdot | x_t, a_t)$, the process randomly transitions to state x_{t+1} and each agent receives an immediate payoff $\mathcal{R}^i(x_t, a_t)$, where $a_t := (a_t^1, \dots, a_t^n) \in \mathcal{A}$ is the action profile at time t .

A policy (or strategy) for an agent is a rule of choosing an appropriate action at any time based on the agent's information. We will consider the stationary deterministic policies for all agents. A stationary deterministic policy s^i for agent i is a mapping from \mathcal{X} to \mathcal{A}^i [1], that is, $a_t^i = s^i(x_t)$, and the only information available to agent i at time t is the current state x_t . We denote the set of such policies by \mathcal{S}^i , which is finite with $|\mathcal{S}^i| = |\mathcal{X}|^{|\mathcal{A}^i|}$.

Let $\mathcal{S} = \mathcal{S}^1 \times \dots \times \mathcal{S}^n$ be the set of joint strategies, and $\mathcal{S}^{-i} = \times_{j \neq i} \mathcal{S}^j$ denotes the set of possible strategies of all agents except agent i . We also use the notation $s^{-i} \in \mathcal{S}^{-i}$ to refer to the joint strategy of all agents except agent i , and

sometimes write the joint strategies as $s = (s^{-i}, s^i)$ for any $s \in \mathcal{S}$ and $i \in N$.

Given any joint strategy $s \in \mathcal{S}$, each agent i receives an expected long-term discounted reward

$$V_s^i(x) = \mathbb{E} \left(\sum_{t \in \mathbb{N}} (\beta^i)^t \mathcal{R}^i(x_t, a_t) \mid x_0 = x \right), \quad \forall x \in \mathcal{X}, \quad (1)$$

where $a_t = (a_t^1, \dots, a_t^n)$ and $a_t^i \in \mathcal{A}^i$ is selected according to $s^i(x_t)$, for all $i \in N$ and all $t \in \mathbb{N}$. The function $V_s^i(x)$ is the value function of agent i under the joint strategy s with the initial state x . The objective of each agent i is to find a policy $s^i \in \mathcal{S}^i$ that maximizes $V_s^i(x)$ for all $x \in \mathcal{X}$. If only agent i is learning and the other agents' strategies are fixed, then the stochastic game G_1 reduces to an MDP and it is well-known that there exists a stationary deterministic policy for agent i that achieve the maximum of $V_s^i(x)$ for all $x \in \mathcal{X}$ and any fixed $s^{-i} \in \mathcal{S}^{-i}$ [17].

B. Meta Games

We are interested in analyzing interactions in G_1 at a higher meta-level. A meta game is a simplified model of complex interactions which focuses on meta-strategies (or styles of play) other than atomic actions [25], [31], [32]. For example, meta-strategies in poker may correspond to "passive/aggressive" or "tight/loose" strategies. The (finite) meta game G_2 , induced by a stochastic game G_1 defined in Section II-A, is a tuple (N, \mathcal{S}, J) such that:

- 1) N is a finite set of n agents;
- 2) $\mathcal{S} = \mathcal{S}^1 \times \dots \times \mathcal{S}^n$ is a finite joint policy space, where \mathcal{S}^i is a finite set of stationary deterministic policies available to agent i with $|\mathcal{S}^i| = |\mathcal{X}|^{|\mathcal{A}^i|}$;
- 3) $J = J^1 \times \dots \times J^n$, where $J^i : \mathcal{S} \mapsto \mathbb{R}$ is a payoff function of agent i defined as the average of the sum of the value functions $V_s^i(x)$ over all $x \in \mathcal{X}$, i.e., for any $s \in \mathcal{S}$,

$$J^i(s) = \frac{1}{|\mathcal{X}|} \sum_{x \in \mathcal{X}} V_s^i(x),$$

$$\text{and } J(s) = (J^1(s), \dots, J^n(s))^\top.$$

The objective of each agent i is to find a policy $s^i \in \mathcal{S}^i$ that maximizes $J^i(s)$. We focus on the meta game G_2 in this paper. Since different agents may have different payoff functions and each agent's payoff also depends on the strategies of the other agents, we here adopt the notion of equilibrium to characterize those policies that are *person-by-person optimal* [1].

A standard approach in analyzing the performance of systems controlled by non-cooperative agents is to examine the Nash equilibria. Note that in the stochastic game G_1 or its induced meta game G_2 , a strategy s^i can be learned by a machine learning agent i and the function $V_s^i(x)$ captures the expected reward of agent i when playing against the others in some game domain. The PNE for the meta game G_2 is defined as follows.

Definition 1 (Pure Nash equilibrium). *A strategy profile $s^* \in \mathcal{S}$ is a pure Nash equilibrium (PNE) if $J^i(s^*) \geq J^i(s^i, s^{*-i})$ for all strategies $s^i \in \mathcal{S}^i$ and all agents $i \in N$.*

It is known that pure Nash equilibria do not exist in many games [13]. Specifically, for games where multiple agents learn simultaneously, there is usually no prior information about the structure of payoff functions. Thus, it is not guaranteed that a PNE exists in these games and the PNE may not be an appropriate solution concept to evaluate policies.

III. STRICT BEST RESPONSE DYNAMICS AND SINK EQUILIBRIUM

In this section, we introduce the strict best response dynamics and the sink equilibrium, as a preparation for the evaluation of multi-agent policies in the next section.

A. Motivation

The progress made on reinforcement learning has opened the way for creating autonomous agents that can learn by interacting with surrounding unknown environments [1], [11], [15], [27]. For single-agent reinforcement learning, the interactions between the agent and the stationary environment are often modeled by an MDP, i.e., the same action of the agent from the same state yields the same (possibly stochastic) outcomes. This is a fundamental assumption for many well-known reinforcement learning algorithms, such as Q -learning [28] and deep Q -network [23]. However, for multiple independent learning agents, the environment is not stationary from each individual agent's perspective and the effects of an action also depend on the actions of other agents [30]. As a result, good properties of many single-agent reinforcement learning algorithms do not hold in this case.

We deal with this non-stationarity in multi-agent learning by creating a stationary environment for each learning agent. Specifically, we only allow one agent to learn at each learning phrase and fix all the other agents' strategies, as in [1], [24], [25]. Under this framework, any single-agent reinforcement learning algorithm can be adopted. Moreover, by focusing on the meta-level (meta game G_2), we use a game-theoretic concept called *strict best response dynamics* [13], [29] to analyze the multi-agent learning process and further introduce the *sink equilibrium* [13].

B. Strict Best Response Dynamics and Sink Equilibrium

A strategy $s^{*i} \in \mathcal{S}^i$ is called a best response of agent i to a strategy profile $s^{-i} \in \mathcal{S}^{-i}$ if

$$J^i(s^{*i}, s^{-i}) = \max_{s^i \in \mathcal{S}^i} J^i(s^i, s^{-i}).$$

Note that for any fixed $s^{-i} \in \mathcal{S}^{-i}$, agent i solves a stationary MDP problem. Moreover, since \mathcal{X} and \mathcal{S}^i are both finite, agent i always has at least one stationary deterministic best response to any $s^{-i} \in \mathcal{S}^{-i}$ [17]. We denote the set of stationary deterministic best responses by

$$B^i(s^{-i}) = \{s^{*i} \in \mathcal{S}^i \mid J^i(s^{*i}, s^{-i}) = \max_{s^i \in \mathcal{S}^i} J^i(s^i, s^{-i})\},$$

which is nonempty and finite.

Definition 2 (Strict best response graph). A *strict best response graph* $\mathcal{G}_S = (\mathcal{S}, \mathcal{E}_S)$ of a meta game G_2 is a digraph

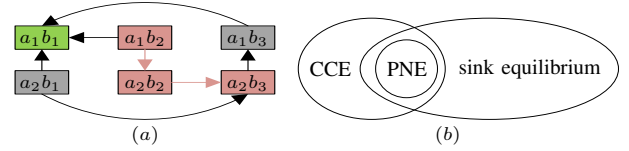


Fig. 1. (a) A strict best response graph for a meta game with two agents, where one of them has two strategies $\{a_1, a_2\}$ and the other has three strategies $\{b_1, b_2, b_3\}$. The sequence $((a_1, b_2), (a_2, b_2), (a_2, b_3))$ is a strict best response path (SBRP) and $\{(a_1, b_1)\}$ is the unique sink equilibrium. (b) Relationships between different concepts of equilibrium.

where each node represents a joint strategy profile $s \in \mathcal{S}$ and a directed edge $e_{ss'}$ from $s \in \mathcal{S}$ to $s' \in \mathcal{S}$ exists in \mathcal{E}_S if s and s' differ in exactly one agent's strategy (say $i \in N$) and s'^i is a best response with respect to s^{-i} , i.e., $s'^i \in B^i(s^{-i})$, and $J^i(s') > J^i(s)$.

Definition 3 (Strict best response path). A finite sequence \mathcal{L} of joint strategies (s_1, s_2, \dots, s_c) ($c \in \mathbb{N}_{>0}$) is called a *strict best response path (SBRP)* if, for each τ^1 , one of the two conditions holds: 1) s_τ is a PNE; 2) there is an edge from s_τ to $s_{\tau+1}$ in the strict best response graph \mathcal{G}_S .

For simplicity, we write $s \in \mathcal{L}$ when a joint strategy s is on an SBRP \mathcal{L} . An SBRP \mathcal{L} is a *directed cycle*, if the only repeated nodes on \mathcal{L} are the first and last nodes, or all nodes on \mathcal{L} are the same PNE. An example of the strict best response graph is shown in Fig. 1(a), where the sequence in red is an SBRP.

A *strict best response dynamics (SBRD)*, also called strict Nash dynamics, is a walk on the strict best response graph [13]. In the rest of this paper, we stick with the random strict best response dynamics: at a given joint strategy, each agent is equally likely to be selected to play a strict best-response strategy [37] if it exists. Moreover, the strict best response strategy of the agent is obtained by a single-agent reinforcement learning algorithm with all other agents' strategies fixed, and we assume that every strict best response strategy of the agent is selected with equal probability.

Next, we introduce the concept of *sink equilibrium* first proposed in [13] with a little modification, to examine the performance of a broad class of meta games, including those without pure Nash equilibria.

Definition 4 (Sink equilibrium). A set $Q \subset \mathcal{S}$ of joint policies is a *sink equilibrium* of a strict best response graph $\mathcal{G}_S = (\mathcal{S}, \mathcal{E}_S)$, if Q is a sink strongly connected component (SSCC) in the graph.

Let the set of all sink equilibria be $\mathcal{Q} \subset 2^{\mathcal{S}}$. The sink equilibria characterize all policies that are visited with non-zero probability after a sufficiently long random strict best-response sequence. Any random strict best-response sequence converges to a sink equilibrium with probability one [13]. In Fig. 1(a), $\{(a_1, b_1)\}$ is the unique sink equilibrium.

¹In the next section, we will formally define τ as exploration phrase.

IV. SINK EQUILIBRIUM CHARACTERIZATION AND MULTI-AGENT POLICY EVALUATION

In this section, we present our first main result on the properties of sink equilibrium and introduce two multi-agent policy evaluation metrics.

A. Sink equilibrium characterization

The condensation digraph of any digraph is acyclic and every acyclic digraph has at least one sink [5]. Thus, it follows from Definition 4 that the sink equilibrium always exists in finite meta games, like (mixed) Nash equilibrium, i.e., \mathcal{Q} is nonempty and finite. Moreover, sink equilibria generalize pure Nash equilibria in that a PNE is a singleton sink equilibrium of the game.

Next, we discuss the relationships between sink equilibrium and coarse correlated equilibrium (CCE). The CCE, which has been broadly studied in the area of learning in games [3], [19], is more general than PNE as Fig. 1(b) shows. The CCE always exists in finite games, because the (mixed) Nash equilibrium is included in the CCE. Let $q = \{q_s\}_{s \in \mathcal{S}} \in \Delta(\mathcal{S})$ be a probability distribution over the joint strategy space \mathcal{S} , where $\Delta(\mathcal{S})$ denotes the simplex over \mathcal{S} . A joint strategy s is in the *support* of q if $q_s > 0$.

Definition 5 (Coarse correlated equilibrium). *A probability distribution $q \in \Delta(\mathcal{S})$ is a coarse correlated equilibrium (CCE) if $\sum_{s \in \mathcal{S}} J^i(s)q_s \geq \sum_{s \in \mathcal{S}} J^i(s^i, s^{-i})q_s$ for all strategies $s^i \in \mathcal{S}^i$ and all agents $i \in N$.*

The following proposition establishes the connections between CCE, PNE and the sink equilibrium.

Proposition 6 (Connection with the CCE). *In finite meta games, sink equilibria and coarse correlated equilibria satisfy:*

- (i) *There exist meta games such that any sink equilibrium is not equal to the support of any CCE;*
- (ii) *There exist meta games such that the support of a CCE is not a subset of any sink equilibrium;*
- (iii) *There exist meta games such that the PNE is a proper subset of the intersection of the support of a CCE and a sink equilibrium.*

Proof. Regarding (i), we construct a meta game as in Fig. 2 with $0 < \epsilon < 1$, where row and column agents aim to maximize their payoffs. We draw the associated strict best response graph on the right according to the payoff matrix. This game has a unique sink equilibrium (four joint strategies in green):

$$\mathcal{Q} = \{(a_1, b_2), (a_2, b_2), (a_2, b_3), (a_1, b_3)\}.$$

Suppose that there is a CCE q such that the sink equilibrium \mathcal{Q} is equal to the support of q , i.e., $q_s > 0$ if and only if $s \in \mathcal{Q}$. Let

$$q_{(a_1, b_2)} = y_1, q_{(a_2, b_2)} = y_2, q_{(a_2, b_3)} = y_3, q_{(a_1, b_3)} = y_4,$$

where $y_i > 0$ for $i \in \{1, 2, 3, 4\}$ and $\sum_{i=1}^4 y_i = 1$. We take $s^1 = a_3$ and $s^2 = b_1$ in Definition 5. If q is a CCE, then we have

$$\begin{aligned} y_2 + y_4 &\geq (1 - \epsilon)(y_1 + y_2 + y_3 + y_4) = (1 - \epsilon), \\ y_1 + y_3 &\geq (1 - \epsilon)(y_1 + y_2 + y_3 + y_4) = (1 - \epsilon), \end{aligned} \quad (2)$$

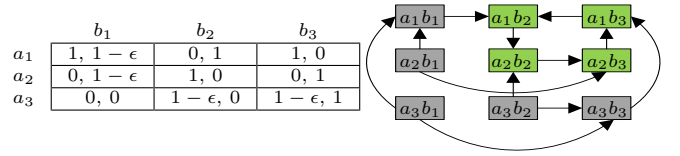


Fig. 2. A meta game with two agents, where the left is the payoff matrix and the right is the associated strict best response graph. The four joint strategies in green form a unique sink equilibrium of the left graph.

which leads to a contradiction $\sum_{i=1}^4 y_i > 1$ for $0 < \epsilon < \frac{1}{2}$. Therefore, the sink equilibrium is not equal to the support of CCE.

Regarding (ii), consider a meta game whose payoff matrix is a part of the payoff matrix in Fig. 2, where player one has strategies $\{a_1, a_3\}$ and player two has strategies $\{b_1, b_2\}$. Take $\epsilon = \frac{1}{3}$ and then $(0, 1)$ for the row agent and $(\frac{2}{5}, \frac{3}{5})$ for the column agent form an MNE which is supported by $\{(a_3, b_1), (a_3, b_2)\}$. Note that this meta game only has a unique sink equilibrium $\{(a_3, b_2)\}$. Thus, the conclusion follows from the fact that the MNE is contained in the CCE [19].

Regarding (iii), consider a meta game whose payoff matrix is a part of the payoff matrix in Fig. 2 where only four strategies a_1, a_2, b_2 and b_3 are involved. It can be verified that $(\frac{1}{4}, \frac{1}{4}, \frac{1}{4}, \frac{1}{4})$ is a CCE. Since these four joint strategies form a sink equilibrium, then we can claim that the PNE is a proper subset of the intersection set of sink equilibrium and CCE. \square

The sink equilibrium and CCE are not special cases of each other and the PNE is a proper subset of their intersection set from Proposition 6. The relationship between sink equilibrium and CCE is shown in Fig. 1(b). Thus, the learning algorithms in games for seeking the CCE cannot be directly applied for seeking sink equilibria with good properties.

B. Multi-agent policy evaluation

The problem of multi-agent policy evaluation is challenging due to several reasons: strategy and action spaces of agents quickly explode (e.g., multi-robot systems [34], [35]), models need to deal with intransitive behaviors (e.g. cyclic best-responses in Rock-Paper-Scissors, but at a much higher dimension [25]), types of interactions between agents may be complex (e.g., MuJoCo soccer), and payoffs for agents may be general-sum and asymmetric.

Motivated by the recently-introduced α -rank strategy [25], which essentially defines a walk on a perturbed weakly better response graph, we use a walk on the strict best response graph, i.e., SBRD, to evaluate the policies in multi-agent settings. Similar to Nash equilibria, even simple games may have multiple sink equilibria. Thus, we need to solve the sink equilibrium selection problem.

We introduce two evaluation metrics for joint strategies and sink equilibria in the following. Define the performance of a joint strategy $s \in \mathcal{S}$ by

$$W(s) = \sum_{i \in N} w^i J^i(s), \quad (3)$$

where $w^i \in \mathbb{R}_{\geq 0}$ is the weight associated with agent i and $\sum_{i=1}^n w^i = 1$. If we only care about the performance of agent i , then we can take $w^i = 1$ and $w^j = 0$ for all $j \neq i$. If we treat every agent equally and care about the average performance, then we can take $w^i = \frac{1}{n}$ for all $i \in N$. The performance of an SBRP \mathcal{L} is defined as the average performance of all joint strategies in \mathcal{L} , i.e.,

$$W(\mathcal{L}) = \frac{1}{|\mathcal{L}|} \sum_{s \in \mathcal{L}} W(s). \quad (4)$$

We first introduce a cycle-based metric for policy evaluation. For a sink equilibrium $Q \in \mathcal{Q}$, let $\mathcal{C}(Q)$ be the set of directed cycles in the subgraph induced by Q . Moreover, if $Q = \{s\}$ is a singleton, then $\mathcal{C}(Q) = \{s\}$.

Definition 7 (Cycle-based metric). *The cycle-based metric $M_c(s)$ of a strategy $s \in \mathcal{S}$ is the worst performance of all directed cycles in $\mathcal{C}(Q)$ if $s \in Q$ for some sink equilibrium $Q \in \mathcal{Q}$ and 0 otherwise. In other words,*

$$M_c(s) = \begin{cases} \min_{\mathcal{L} \in \mathcal{C}(Q)} W(\mathcal{L}) & \text{if } s \in Q \text{ for some } Q \in \mathcal{Q}; \\ 0 & \text{otherwise.} \end{cases} \quad (5)$$

Furthermore, the cycle-based metric for a sink equilibrium $Q \in \mathcal{Q}$ is defined by $M_c(Q) = M_c(s)$ for any $s \in Q$.

We next introduce a memory-based metric for policy evaluation in the case when we can only store $m \in \mathbb{N}_{>0}$ joint strategies. For a sink equilibrium $Q \in \mathcal{Q}$, let $\mathcal{M}(Q)$ be the set of SBRPs of length m in the subgraph induced by Q .

Definition 8 (Memory-based metric). *Let $m \in \mathbb{N}_{>0}$ be the memory length. The memory-based metric $M_m(s)$ of a strategy $s \in \mathcal{S}$ is the worst performance of all SBRPs of length m in $\mathcal{M}(Q)$ if $s \in Q$ for some sink equilibrium $Q \in \mathcal{Q}$ and 0 otherwise. In other words,*

$$M_m(s) = \begin{cases} \min_{\mathcal{L} \in \mathcal{M}(Q)} W(\mathcal{L}) & \text{if } s \in Q \text{ for some } Q \in \mathcal{Q}; \\ 0 & \text{otherwise.} \end{cases} \quad (6)$$

Furthermore, the memory-based metric for a sink equilibrium $Q \in \mathcal{Q}$ is defined by $M_m(Q) = M_m(s)$ for any $s \in Q$.

The reason that we consider the worst performance for each sink equilibrium in Definitions 7 and 8 is that the random strict best response dynamics can move along any SBRP in a sink equilibrium and the metrics give lower bound on the achievable performance. Since \mathcal{Q} is finite and nonempty, we can rank all sink equilibria $Q \in \mathcal{Q}$ by the metrics $M_c(Q)$ or $M_m(Q)$ and would like the SBRD to converge to the sink equilibrium with the best performance.

V. MULTI-AGENT POLICY SEEKING

We next present our second main result on policy seeking. Since we have introduced two metrics to evaluate multi-agent policies, we propose training algorithms to seek the best policies according to both metrics, respectively.

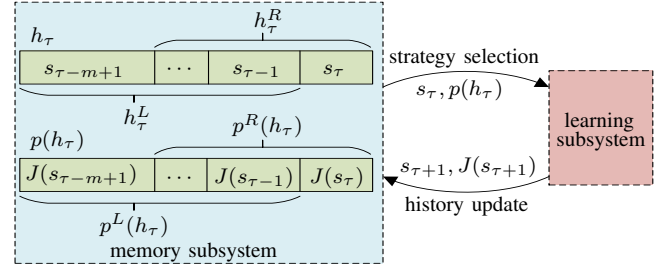


Fig. 3. Sketch of the training system.

A. Training System

We first briefly introduce the framework of our training system which consists of a learning subsystem and a memory subsystem, shown in Fig. 3. The learning subsystem is a training environment where multiple agents are learning and empirical games are simulated [32]. In an empirical game, expected payoffs for each complex strategy profile are estimated and recorded in an empirical payoff table. The memory subsystem is a finite memory unit for storing the learned joint strategies.

The meta game G_2 is played once in the learning subsystem during each period $\tau \in \{1, 2, \dots\}$, where τ is the *exploration phase* [1]. At the exploration phase τ , the learning subsystem fetches the latest joint strategy s_{τ} and the payoff matrix $p(h_{\tau})$ (defined later) from the memory subsystem and combines them with reinforcement learning and empirical games to generate a new joint strategy $s_{\tau+1}$ and the related payoff $J(s_{\tau+1})$. Then, the memory subsystem receives $s_{\tau+1}$ and $J(s_{\tau+1})$, and uses a pruned history update rule to decide whether to store them. The process iterates afterwards.

Our goal is to design algorithms such that after a long training period, the memory subsystem stores the joint strategies that have the maximum underlying metrics with probability one, regardless of the initial joint strategies.

B. Perturbed Strict Best Response Dynamics

The proposed perturbed SBRD is described in Table I. Suppose that the memory subsystem possesses a finite memory of length m , and can recall the history of the previous m joint strategies and the associated payoffs. Let h_{τ} and $p(h_{\tau})$ be the histories of joint strategies (called *history state*) and payoffs up to exploration phase τ in the memory subsystem, where $h_{\tau} = (s_{\tau-m+1}, \dots, s_{\tau})$ and $p(h_{\tau}) = (J(s_{\tau-m+1}), \dots, J(s_{\tau})) \in \mathbb{R}^{n \times m}$. Let $\mathcal{H} = \mathcal{S}^m$ denote the space of history states, and for any $h \in \mathcal{H}$, let h^L and h^R be the leftmost and rightmost $m-1$ joint strategies of h , respectively. Similar notations $p^L(h)$ and $p^R(h)$ are used for the payoffs. For example, for h_{τ} and $p(h_{\tau})$, we have that $h_{\tau}^L = (s_{\tau-m+1}, \dots, s_{\tau-1})$, $h_{\tau}^R = (s_{\tau-m+2}, \dots, s_{\tau})$, $p^L(h_{\tau}) = (J(s_{\tau-m+1}), \dots, J(s_{\tau-1}))$ and $p^R(h_{\tau}) = (J(s_{\tau-m+2}), \dots, J(s_{\tau}))$, as Fig. 3 illustrates. We here emphasize that h_{τ} can also be treated as a sequence of joint strategies $(s_{\tau-m+1}, s_{\tau-m+2}, \dots, s_{\tau})$ from $s_{\tau-m+1}$ to s_{τ} .

The training system is initialized by simulating G_2 with a random selected joint strategy s_1 and then storing s_1 and the

associated payoff vector $J(s_1)$ into the rightmost of memory subsystem. In the unperturbed process ($\epsilon = 0$), only steps 3), 4) and 6) of Table I are executed with $\bar{\epsilon} = 0$. In these three steps, we update the history state under two conditions: if s_τ in current history state h_τ is a PNE, then we store this PNE s_τ regardless of the new joint strategy $s_{\tau+1}$; if s_τ is not a PNE and $(s_\tau, s_{\tau+1})$ forms an SBRP, then we store $s_{\tau+1}$. When we store $s_{\tau+1}$ into the memory subsystem, the history state moves from h_τ to $h_{\tau+1}$ by removing the leftmost element $s_{\tau-m+1}$ of h_τ and appending $s_{\tau+1}$ as the rightmost element of $h_{\tau+1}$, i.e., $h_{\tau+1} = (h_\tau^R, s_\tau)$ or $h_{\tau+1} = (h_\tau^R, s_{\tau+1})$. Similarly, when we store s_τ , then $h_{\tau+1} = (h_\tau^R, s_\tau)$. Otherwise, $h_{\tau+1} = h_\tau$. Similar operations are performed to update the history of the associated payoffs $p(h_{\tau+1})$.

For the perturbed process ($\epsilon > 0$), we compute an exploration rate $\bar{\epsilon}$ as a function of the current payoff matrix $p(h_\tau)$ in steps 1) and 2) of Table I, where the feasible function f is a mapping from $\mathbb{R}^{n \times m}$ to $\mathbb{R}_{>0}$ whose form will be designed in Definition 20. In this process, the strategy selection is slightly perturbed by $\bar{\epsilon}$ such that, with a small probability $\bar{\epsilon}$ agent i follows a uniform strategy (or, it explores). The step 5) of Table I is executed when at least one agent explores, in which case we need to run an empirical game [32] to obtain the payoff vector $J(s_{\tau+1})$ corresponding to $s_{\tau+1}$ as the value of payoff function $J^i(s)$ is unknown for all joint strategies $s \in \mathcal{S}$ and all agents $i \in N$ in advance. The history update is also perturbed by $\bar{\epsilon}$ such that with a small probability $\bar{\epsilon}$ the learned strategy $s_{\tau+1}$ and the related payoff $J(s_{\tau+1})$ are directly recorded.

We assume that in step 4) of Table I, the selected agent is able to learn a best-response strategy. This can be achieved by using some single-agent reinforcement learning algorithms (for example, Q -learning [28]), as long as the exploration phrase runs for a sufficiently long time [1]. Note that in the first m plays of the game, the memory is not full. We consider a sufficiently long exploration phrase τ such that $\tau > m$. Thus, after a long run, i.e., $\tau > m$, the memory is always full and the history state satisfies $h_\tau \in \mathcal{H} = \mathcal{S}^m$. Unless otherwise specified, we have $\tau > m$ by default for all the proofs.

For the analysis below, we assume that the bound for each agent's payoff is known.

Assumption 9 (Payoff bound). *Suppose that the agents' payoff functions are non-negative and bounded by $J_{\max} > 0$ from the above, i.e., $0 \leq J^i(s) \leq J_{\max}$ for all strategies $s \in \mathcal{S}$ and all agents $i \in N$.*

C. Background on Finite Markov Chains

Before presenting our main results, we provide some preliminaries on finite Markov chains [7], [36]. In order to maintain consistency with our analysis later, we use the same set of symbols to represent the state space and the states as before in this subsection. Let P^0 be the transition matrix of a stationary Markov chain defined on a finite state space \mathcal{H} and P^ϵ be a regular perturbation of P^0 defined below [36].

Definition 10 (Regular perturbation). *A family of Markov processes P^ϵ is a regular perturbation of P^0 defined over*

TABLE I
PERTURBED STRICT BEST RESPONSE DYNAMICS

<p>Initialize: Take $p(h_1) = 0_{n \times m}$. Randomly select a strategy s_1^i from \mathcal{S}^i for all $i \in N$. Then simulate G_2 with $s_1 = (s_1^1, \dots, s_1^n)$ and $x_0 = x$ for all $x \in \mathcal{X}$, and obtain the payoff vector $J(s_1) = (J^1(s_1), \dots, J^n(s_1))^T$. Store s_1 and $J(s_1)$ into the system memory: $h_1 = (h_1^R, s_1)$, $p(h_1) = (p^R(h_1), J(s_1))$.</p> <p>Learning process: At time-steps $\tau = 1, 2, 3, \dots$,</p> <ol style="list-style-type: none"> (evaluation) Use a feasible function $f: \mathbb{R}^{n \times m} \rightarrow \mathbb{R}_{>0}$ (defined in Definition 20) to evaluate all the joint strategies in h_τ by their payoff matrix $p(h_\tau)$: $\kappa = f(p(h_\tau))$; (exploration) Compute a payoff-based exploration rate: $\bar{\epsilon} = \epsilon^\kappa$; (strategy selection) Select an agent from N randomly, say j. Agent $i \in N$ selects a new strategy as follows: <table border="0" style="margin-left: 20px;"> <tr> <td style="padding-right: 10px;">$s_{\tau+1}^i =$</td> <td style="border-left: 1px solid black; padding-left: 10px;"> <table border="0"> <tr> <td style="padding-right: 10px;">a best response</td> <td style="padding-left: 10px;">with probability $1 - \bar{\epsilon}$ if $i = j$,</td> </tr> <tr> <td style="padding-right: 10px;">rand(\mathcal{S}^i)</td> <td style="padding-left: 10px;">with probability $\bar{\epsilon}$ if $i = j$,</td> </tr> <tr> <td style="padding-right: 10px;">s_τ^i</td> <td style="padding-left: 10px;">with probability $1 - \bar{\epsilon}$ if $i \neq j$,</td> </tr> <tr> <td style="padding-right: 10px;">rand(\mathcal{S}^i)</td> <td style="padding-left: 10px;">with probability $\bar{\epsilon}$ if $i \neq j$;</td> </tr> </table> </td> </tr> </table> (reinforcement learning) If $s_{\tau+1}^j$ needs to be a best response, i.e., $s_{\tau+1}^j \in B^j(s_\tau^{-j})$, then for many episodes do Train $s_{\tau+1}^j$ over s_τ^{-j} with $x_0 = x$ for all $x \in \mathcal{X}$; Obtain $J(s_{\tau+1}^j, s_\tau^{-j})$. Then, take $J(s_{\tau+1}) = J(s_{\tau+1}^j, s_\tau^{-j})$; (empirical game) If there exists an $i \in N$ such that $s_{\tau+1}^i$ is obtained by rand(\mathcal{S}^i) in step 3) (that is, agent i explores), then simulate the game G_2 with the strategy profile $s_{\tau+1}$, and obtain the payoff vector $J(s_{\tau+1})$; (history update) With probability $1 - \bar{\epsilon}$, the history follows the update rule: if s_τ is a PNE, then $h_{\tau+1} = (h_\tau^R, s_\tau), \quad p(h_{\tau+1}) = (p^R(h_\tau), J(s_\tau));$ if s_τ is not a PNE and $J^j(s_{\tau+1}) > J^j(s_\tau)$, then $h_{\tau+1} = (h_\tau^R, s_{\tau+1}), \quad p(h_{\tau+1}) = (p^R(h_\tau), J(s_{\tau+1}));$ otherwise, $h_{\tau+1} = h_\tau, \quad p(h_{\tau+1}) = p(h_\tau).$ With probability $\bar{\epsilon}$, the history explores with the update rule: $h_{\tau+1} = (h_\tau^R, s_{\tau+1}), \quad p(h_{\tau+1}) = (p^R(h_\tau), J(s_{\tau+1})). \quad (7)$ 	$s_{\tau+1}^i =$	<table border="0"> <tr> <td style="padding-right: 10px;">a best response</td> <td style="padding-left: 10px;">with probability $1 - \bar{\epsilon}$ if $i = j$,</td> </tr> <tr> <td style="padding-right: 10px;">rand(\mathcal{S}^i)</td> <td style="padding-left: 10px;">with probability $\bar{\epsilon}$ if $i = j$,</td> </tr> <tr> <td style="padding-right: 10px;">s_τ^i</td> <td style="padding-left: 10px;">with probability $1 - \bar{\epsilon}$ if $i \neq j$,</td> </tr> <tr> <td style="padding-right: 10px;">rand(\mathcal{S}^i)</td> <td style="padding-left: 10px;">with probability $\bar{\epsilon}$ if $i \neq j$;</td> </tr> </table>	a best response	with probability $1 - \bar{\epsilon}$ if $i = j$,	rand(\mathcal{S}^i)	with probability $\bar{\epsilon}$ if $i = j$,	s_τ^i	with probability $1 - \bar{\epsilon}$ if $i \neq j$,	rand(\mathcal{S}^i)	with probability $\bar{\epsilon}$ if $i \neq j$;
$s_{\tau+1}^i =$	<table border="0"> <tr> <td style="padding-right: 10px;">a best response</td> <td style="padding-left: 10px;">with probability $1 - \bar{\epsilon}$ if $i = j$,</td> </tr> <tr> <td style="padding-right: 10px;">rand(\mathcal{S}^i)</td> <td style="padding-left: 10px;">with probability $\bar{\epsilon}$ if $i = j$,</td> </tr> <tr> <td style="padding-right: 10px;">s_τ^i</td> <td style="padding-left: 10px;">with probability $1 - \bar{\epsilon}$ if $i \neq j$,</td> </tr> <tr> <td style="padding-right: 10px;">rand(\mathcal{S}^i)</td> <td style="padding-left: 10px;">with probability $\bar{\epsilon}$ if $i \neq j$;</td> </tr> </table>	a best response	with probability $1 - \bar{\epsilon}$ if $i = j$,	rand(\mathcal{S}^i)	with probability $\bar{\epsilon}$ if $i = j$,	s_τ^i	with probability $1 - \bar{\epsilon}$ if $i \neq j$,	rand(\mathcal{S}^i)	with probability $\bar{\epsilon}$ if $i \neq j$;	
a best response	with probability $1 - \bar{\epsilon}$ if $i = j$,									
rand(\mathcal{S}^i)	with probability $\bar{\epsilon}$ if $i = j$,									
s_τ^i	with probability $1 - \bar{\epsilon}$ if $i \neq j$,									
rand(\mathcal{S}^i)	with probability $\bar{\epsilon}$ if $i \neq j$;									

\mathcal{H} , if there exists $\epsilon_1 > 0$ such that the following conditions hold for all $h, h' \in \mathcal{H}$:

- (i) P^ϵ is aperiodic and irreducible for all $\epsilon \in (0, \epsilon_1]$;
- (ii) $\lim_{\epsilon \rightarrow 0} P_{hh'}^\epsilon = P_{hh'}^0$;
- (iii) $P_{hh'}^\epsilon > 0$ for some $\epsilon > 0$ implies that there exists an $r(h, h') \geq 0$, called the resistance of the transition from h to h' , such that

$$0 < \lim_{\epsilon \rightarrow 0^+} \frac{P_{hh'}^\epsilon}{\epsilon^{r(h, h')}} < \infty. \quad (8)$$

Note that the resistance $r(h, h') = 0$ if and only if $P_{hh'}^0 > 0$. Take $r(h, h') = \infty$ if $P_{hh'}^\epsilon = 0$. Let $\mathcal{G}_H = (\mathcal{H}, \mathcal{E}_H)$ be the digraph induced by the transition matrix P^ϵ . For every pair of states $h, h' \in \mathcal{H}$, the directed edge $e_{hh'}$ exists in \mathcal{E}_H if $P_{hh'}^\epsilon > 0$. Since P^ϵ is irreducible for $\epsilon > 0$, it has a unique stationary distribution π^ϵ satisfying $\pi^{\epsilon T} P^\epsilon = \pi^{\epsilon T}$, $\pi_h^\epsilon > 0$ and $\pi^{\epsilon T} \mathbf{1} = 1$, and the digraph \mathcal{G}_H is strongly connected. We consider the following concept of stability introduced in [12].

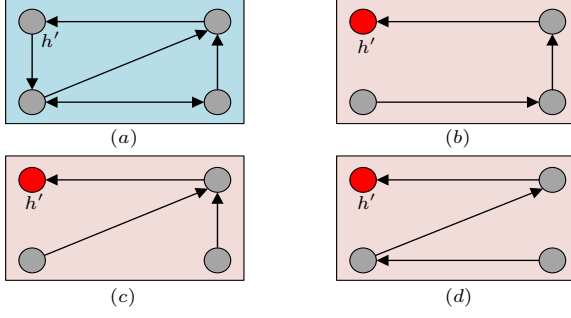


Fig. 4. An example of h' -trees in case \mathcal{H} containing four states, where the graph \mathcal{G}_H in (a) consists of three h' -trees for some $h' \in \mathcal{H}$ (in red) shown in (b), (c) and (d).

Definition 11 (Stochastic ability). *A state $h \in \mathcal{H}$ is stochastically stable relative to the process P^ϵ if $\lim_{\epsilon \rightarrow 0} \pi_h^\epsilon > 0$.*

Note that π_h^ϵ is the relative frequency with which state h will be observed when the process runs for a very long time. Thus, over the long run, states that are not stochastically stable will be observed less frequently compared to states that are, provided that the perturbation ϵ is sufficiently small. Moreover, we emphasize here that $\lim_{\epsilon \rightarrow 0} \pi_h^\epsilon$ exists for all $h \in \mathcal{H}$, which will be shown in Lemma 13. It turns out that the \mathcal{W} -graph defined below is useful in analyzing stochastic stability of states.

Definition 12 (\mathcal{W} -graph). *For any nonempty proper subset $\mathcal{W} \subset \mathcal{H}$, a digraph $g = (\mathcal{H}, \mathcal{E}_g)$ is a \mathcal{W} -graph of $\mathcal{G}_H = (\mathcal{H}, \mathcal{E}_H)$ if it satisfies the following conditions:*

- (i) *the edge set satisfies $\mathcal{E}_g \subset \mathcal{E}_H \setminus \{e_{hh'} \mid h \in \mathcal{W}, h' \in \mathcal{H}, h \neq h'\}$;*
- (ii) *every node $h \in \mathcal{H} \setminus \mathcal{W}$ is the start node of exactly one edge in \mathcal{E}_g ;*
- (iii) *there are no cycles in the graph g ; or equivalently, for any node $h \in \mathcal{H} \setminus \mathcal{W}$, there exists a sequence of directed edges from h to some state $h' \in \mathcal{W}$.*

Note that if \mathcal{W} is a singleton consisting of h' , then a \mathcal{W} -graph g is actually a spanning tree of \mathcal{G}_H such that from every node $h \neq h'$ there is a unique path from h to h' . We call such a \mathcal{W} -graph an h' -tree, as in [36]. We will denote by $\mathcal{G}(\mathcal{W})$ the set of \mathcal{W} -graphs. An example of h' -trees for some $h' \in \mathcal{H}$ when \mathcal{H} contains four states, is shown in Fig. 4.

We now state Young's results [36] for perturbed Markov processes. Define the *stochastic potential* of state h by

$$\gamma(h) = \min_{g \in \mathcal{G}(h)} \sum_{e_{h'h''} \in \mathcal{E}_g} r(h', h''), \quad (9)$$

where $r(h', h'')$ is the resistance from h' to h'' defined in Definition 10.

Lemma 13 (Perturbation and stochastic stability [36, Lemma 1]). *Let P^ϵ be a regular perturbation of P^0 and π^ϵ be its stationary distribution. Then*

- 1) $\lim_{\epsilon \rightarrow 0} \pi^\epsilon = \pi^0$ where π^0 is a stationary distribution of P^0 ; and
- 2) h is stochastically stable ($\pi_h^0 > 0$) if and only if $\gamma(h) \leq \gamma(h')$ for all h' in \mathcal{H} .

D. Policy Seeking

In this subsection, we propose the class of perturbed SBRD algorithms as shown in Table I to seek the best policies according to the underlying metrics.

The unperturbed ($\epsilon = 0$) and perturbed ($\epsilon > 0$) SBRDs are two Markov chains over the set of history states \mathcal{H} . For consistency, we use the same symbols and concepts introduced in Section V-C. Let P^0 and P^ϵ be the transition matrices of the unperturbed and perturbed SBRDs, respectively.

We first consider the unperturbed SBRD P^0 and discuss its connections with the sink equilibria of the mega-game G_2 . For simplicity, we use $s \in h$ to indicate that a joint strategy s is recorded in a history state h . We let v denote the number of sink equilibria in the meta-game G_2 and $\mathcal{Q} = \{Q_1, Q_2, \dots, Q_v\}$ denote the set of sink equilibria. For each sink equilibrium $Q_i \in \mathcal{Q}$, we define an induced set Y_i , called *recurrent communication class (RCC)*, of the history states as follows:

$$Y_i = \{h \in \mathcal{H} \mid h \text{ is an SBRP, } \forall s \in h, \text{ then } s \in Q_i\}. \quad (10)$$

We summarize these induced RCCs as $\mathcal{Y} = \{Y_1, Y_2, \dots, Y_v\}$. Next, we discuss the dynamic stability of the unperturbed SBRD P^0 .

Proposition 14 (Unperturbed process). *For the unperturbed SBRD P^0 , each RCC Y_i is an absorbing history state set, i.e., once the history state enters Y_i , it will not leave Y_i . As a result, P^0 is an absorbing chain with v absorbing history state sets.*

Proof. When $\epsilon = 0$, only steps 3), 4), and 6) of Table I are executed. In step 6), if the latest joint strategy (i.e., s_τ) in h_τ is a PNE, then s_τ will be appended. Thus after running for a finite number of times, h_τ only consists of this PNE, implying that $h_\tau \in Y_i$ for some $Y_i \in \mathcal{Y}$. If s_τ is not a PNE, then we record $s_{\tau+1}$ only when it is an SBRP from s_τ . Thus, it is possible that after a finite run, h_τ will be filled with an SBRP with all involved joint strategies belonging to a non-singleton sink equilibrium, if no PNE is visited in this run. Thus, in this case, $h_\tau \in Y_i$ for some $Y_i \in \mathcal{Y}$ and it will never leave Y_i , where Y_i is defined in (10). From the above, each RCC Y_i is an absorbing history state set. This concludes the proof. \square

Proposition 14 shows that when P^0 runs for a long period of time, the joint strategies in the memory subsystem all come from one sink equilibrium. However, it is hard to predict which sink equilibrium will be reached based on the initial joint strategy s_1 . Thus, similar to the method in [7], we want to design a class of perturbations to P^0 such that after a long run, the perturbed SBRD P^ϵ guarantees that the joint strategies with the maximum underlying metrics are observed in the memory subsystem with high probability, regardless of the initial joint strategies. In this paper, we use stochastic stability as a solution concept, as in [3], [6], [7], [19].

First, motivated by the concept of mistake in [36], we introduce the concept of *exploration number* for the transition between two joint strategies, which plays a key role in the following analysis.

Definition 15 (Exploration number). *For any two joint strategies s and s' , the exploration number $e(s, s') \in \mathbb{N}$ from s to s'*

is the minimum number of agents required to explore in order to achieve the transition under the SBRD P^ϵ from s to s' , plus one if the history update has to explore to attach s' through (7).

For example, consider a 3-agent case and take two joint strategies $s = (s^1, s^2, s^3)$ and $s' = (s'^1, s'^2, s'^3)$. Suppose that s is a PNE, $s^1 = s'^1, s^2 \neq s'^2, s^3 \neq s'^3$, and s'^2, s'^3 are not best responses with respect to s , i.e., $s'^2 \notin B^2(s^{-2})$ and $s'^3 \notin B^3(s^{-3})$. Note that both agent 2 and agent 3 have to explore to achieve the transition from s to s' . Additionally, the history update has to explore to attach s' through (7), as s is a PNE. Thus, the exploration number from s to s' is given by $e(s, s') = 2 + 1 = 3$.

Next, we show that P^ϵ is a regular perturbation of P^0 , and give a bound for the resistance between two history states.

Lemma 16 (Perturbed process). *The perturbed SBRD P^ϵ is a regular perturbation of P^0 over the set of history states \mathcal{H} , and the resistance $r(h, h')$ of moving from h to h' satisfies:*

- (i) if $P_{hh'}^\epsilon > 0$ and $P_{hh'}^0 > 0$, then $r(h, h') = 0$;
- (ii) if $P_{hh'}^\epsilon > 0$ and $P_{hh'}^0 = 0$, then $f(p(h)) \leq r(h, h') \leq (n+1)f(p(h))$;
- (iii) if $P_{hh'}^\epsilon = 0$, then $r(h, h') = \infty$.

Proof. For the perturbed SBRD P^ϵ in Table I, the strategy selection rule implies a positive transition probability between any two joint strategies and the history update indicates that the probability of adjoining a new joint strategy is also positive. Thus, it is possible to get to any history state from any history state in a finite number of transitions, which implies that P^ϵ is irreducible. The history update also guarantees that there always exists a history state $h \in \mathcal{H}$ such that $P_{hh}^\epsilon > 0$, no matter whether a PNE exists in the meta-game G_2 . Thus, P^ϵ is aperiodic. Moreover, $\lim_{\epsilon \rightarrow 0} P_{hh'}^\epsilon = P_{hh'}^0$ is straightforward. We check condition (iii) in Definition 10 below.

Regarding (i): If $P_{hh'}^\epsilon > 0$, we have $h^R = h'^L$. Furthermore, if $P_{hh'}^0 > 0$, then $r(h, h') = 0$, i.e., there is no resistance, such that (8) holds. Thus, (i) is obtained.

Regarding (ii), we denote $h = (h^L, s) = (\bar{s}, h^R)$ and $h' = (h'^L, s')$. Then, $P_{hh'}^\epsilon > 0$ means $h^R = h'^L$, and $P_{hh'}^0 = 0$ means that from s to s' there is at least one agent who explores, that is, $e(s, s') \geq 1$. Notice that Definition 15 guarantees that $e(s, s') \leq n+1$. By following the computation of $P_{hh'}^\epsilon$ in [36, Section 5] or [6, Section 5.2], the resistance from h to h' is given by $r(h, h') = e(s, s')f(p(h))$, which guarantees that (8) holds. Thus, we have $f(p(h)) \leq r(h, h') \leq (n+1)f(p(h))$.

Regarding (iii), since $P_{hh'}^\epsilon = 0$, then $r(h, h') = \infty$ such that (8) holds. From the above, we conclude that P^ϵ is a regular perturbation of P^0 . This completes the proof. \square

Since P^ϵ is irreducible, i.e., \mathcal{G}_H is strongly connected, we can define the resistance of a path in \mathcal{G}_H from one node to another as the sum of the resistances of the edges along the path. According to Proposition 14 and Lemma 16, the RCCs in \mathcal{Y} are disjoint, and under the perturbed process P^ϵ they satisfy the following three properties as in [36]: (i) from every history state there is a path of zero resistance to at least one of the RCCs Y_i ; (ii) within each RCC Y_i there is a path of zero

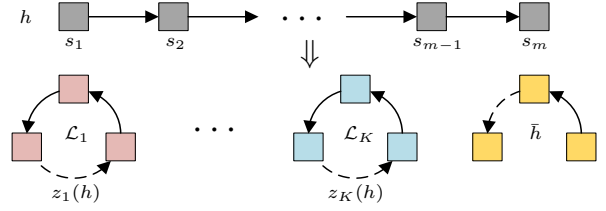


Fig. 5. Each history state h in an RCC Y_i can be decomposed into $z_1(h) \in \mathbb{N}$ directed cycles of type $\mathcal{L}_1, \dots, z_K(h) \in \mathbb{N}$ directed cycles of type \mathcal{L}_K and a remainder \bar{h} , where \bar{h} is an SBRP without containing any cycle (if nonempty) and $\mathcal{C}(Q_i) = \{\mathcal{L}_1, \dots, \mathcal{L}_K\}$ is the set of directed cycles in Q_i .

resistance from every history state to every other; (iii) every edge exiting from Y_i has positive resistance.

We define the performance of each history state $h \in \mathcal{H}$ as the average performance of the joint strategies in h :

$$W(h) = \frac{1}{m} \sum_{s \in h} W(s), \quad (11)$$

where $W(s)$ is defined in (3) and characterizes the overall performance of a strategy. Furthermore, the performance of each RCC Y_i is defined as the worst performance of the history states in Y_i :

$$W(Y_i) = \min_{h \in Y_i} W(h). \quad (12)$$

Next we establish the connections between metrics of the strategies proposed in Section IV-B and the performances of the RCCs. Let L be the maximum number of joint strategies in a directed cycle \mathcal{L} for all sink equilibria in \mathcal{Q} , i.e.,

$$L = \max_{Q \in \mathcal{Q}} \max_{\mathcal{L} \in \mathcal{C}(Q)} |\mathcal{L}|. \quad (13)$$

Lemma 17 (Connections between performance and metrics). *For each RCC $Y_i \in \mathcal{Y}$, the following conditions hold:*

- (i) if the cycle-based metric is considered, then for any $\delta > 0$, there exists

$$\bar{m}_\delta = \frac{LJ_{\max}}{\delta}, \quad (14)$$

such that if $m \geq \bar{m}_\delta$, then

$$|W(Y_i) - M_c(Q_i)| = |W(Y_i) - M_c(s)| \leq \delta, \quad (15)$$

for all joint strategies $s \in Q_i$;

- (ii) if the memory-based metric is considered, then $W(Y_i) = M_m(Q_i) = M_m(s)$ for all joint strategies $s \in Q_i$.

Proof. Regarding (i), if Q_i is a singleton containing a unique PNE s , then (10) indicates that Y_i is also a singleton given by $\{(s, s, \dots, s)\}$. Thus, according to (11) and (12), $W(Y_i) = W(s)$. On the other hand, it follows from (4) and Definition 7 that $M_c(s) = W(s)$, as $\mathcal{C}(Q_i) = \{s\}$. Thus, $W(Y_i) = M_c(s)$, which satisfies (15).

If Q_i is not a singleton, denote the set of directed cycles in Q_i by $\mathcal{C}(Q_i) = \{\mathcal{L}_1, \mathcal{L}_2, \dots, \mathcal{L}_K\}$ ($K \in \mathbb{N}_{>0}$), where \mathcal{L}_k ($k \in [K]$) is a directed cycle. Next, we show that the performance of each history state h in Y_i can be computed as follows:

$$W(h) = \frac{\sum_{k=1}^K z_k(h) |\mathcal{L}_k| W(\mathcal{L}_k) + \sum_{s \in \bar{h}} W(s)}{m}, \quad (16)$$

where $z_k(h) \in \mathbb{N}$ and $\sum_{k=1}^K z_k(h)|\mathcal{L}_k| + |\bar{h}| = m$. The path \bar{h} is the remainder of h when all directed circles contained in h are removed. The expansion (16) implies that the history state h in Y_i can be decomposed into many directed cycles (if exist) and a remainder without containing any cycle (if nonempty), as Fig. 5 shows. The details are as follows.

First, it follows from (10) that each history state $h \in Y_i$ can be expressed as an SBRP (we take the starting time as $\tau = 1$):

$$h = s_1 \rightarrow s_2 \rightarrow \cdots \rightarrow s_m.$$

We move the joint strategy starting from s_1 along the path h . If the same joint strategy is revisited at time t_2 , i.e., there exists a time instant $t_1 \in [1, t_2]$ such that $s_{t_1} = s_{t_2}$. Then the path $s_{t_1} \rightarrow \cdots \rightarrow s_{t_2}$ is a directed cycle of Q_i . We remove this directed cycle and obtain the remainder

$$\bar{h}_1 = s_1 \rightarrow \cdots \rightarrow s_{t_1} \rightarrow s_{t_2+1} \rightarrow \cdots \rightarrow s_m. \quad (17)$$

Then, we continue to move the joint strategy starting from s_{t_1} along the path \bar{h}_1 . Similarly, we remove the directed cycle and continue to move along the remainder \bar{h}_2 . When s_m is reached, this method decomposes h into many directed cycles (if exist) and a remainder \bar{h} without containing any cycle (if nonempty). Thus, (16) is verified. Moreover, the remainder \bar{h} is a part of a directed circle if nonempty, implying that $|\bar{h}| \leq L$.

Denote by \mathcal{L}^* the directed cycle in $\mathcal{C}(Q_i)$ with the worst performance, i.e., $\mathcal{L}^* \in \arg \min_{\mathcal{L} \in \mathcal{C}(Q_i)} W(\mathcal{L})$, where $W(\mathcal{L})$ is computed by (4). Thus, (5) leads to $M_c(s) = W(\mathcal{L}^*)$ for all joint strategies $s \in Q_i$. By (3), (4) and Assumption 9, we obtain

$$0 \leq W(s) \leq J_{\max}, \quad 0 \leq W(\mathcal{L}^*) \leq J_{\max}. \quad (18)$$

For any $\delta > 0$, let \bar{m}_δ be as in (14), and then it follows from (12), (13), (16) and (18) that for any memory $m \geq \bar{m}_\delta > 0$ and $s \in Q_i$, we have

$$\begin{aligned} W(Y_i) &= \min_{h \in Y_i} W(h) \\ &= \min_{h \in Y_i} \frac{\sum_{k=1}^K z_k(h)|\mathcal{L}_k|W(\mathcal{L}_k) + \sum_{s \in \bar{h}} W(s)}{m} \\ &= \frac{\sum_{k=1}^K z_k(h')|\mathcal{L}_k|W(\mathcal{L}_k) + \sum_{s \in \bar{h}'} W(s)}{m} \\ &\geq \frac{\sum_{k=1}^K z_k(h')|\mathcal{L}_k|W(\mathcal{L}^*)}{m} \\ &= W(\mathcal{L}^*) - \frac{|\bar{h}'|W(\mathcal{L}^*)}{m} \geq W(\mathcal{L}^*) - \frac{|\bar{h}'|J_{\max}}{m} \\ &\geq W(\mathcal{L}^*) - \frac{LJ_{\max}}{m} \geq M_c(s) - \delta, \end{aligned} \quad (19)$$

where $h' \in \arg \min_{h \in Y_i} W(h)$, $\sum_{k=1}^K z_k(h')|\mathcal{L}_k| + |\bar{h}'| = m$, $|\bar{h}'| \leq L$ and $M_c(s) = W(\mathcal{L}^*)$ for $s \in Q_i$ are used.

On the other hand, we consider a history state h^* in Y_i which can be decomposed into $z(h^*) \in \mathbb{N}$ directed circles \mathcal{L}^* (if exist) and a remainder \bar{h}^* with $|\bar{h}^*| \leq L$. Then, according

to (11), (12), (16) and (18), for any memory $m \geq \bar{m}_\delta > 0$ and $s \in Q_i$, we have

$$\begin{aligned} W(Y_i) &= \min_{h \in Y_i} W(h) \leq W(h^*) \\ &= \frac{z(h^*)|\mathcal{L}^*|W(\mathcal{L}^*) + \sum_{s \in \bar{h}^*} W(s)}{m} \\ &\leq \frac{z(h^*)|\mathcal{L}^*|W(\mathcal{L}^*) + |\bar{h}^*|J_{\max}}{m} \\ &= W(\mathcal{L}^*) + \frac{|\bar{h}^*|(J_{\max} - W(\mathcal{L}^*))}{m} \\ &\leq W(\mathcal{L}^*) + \frac{LJ_{\max}}{m} \leq M_c(s) + \delta. \end{aligned} \quad (20)$$

where $z(h^*)|\mathcal{L}^*| + |\bar{h}^*| = m$ and $|\bar{h}^*| \leq L$ are used. Therefore, (15) follows from (19) and (20).

Regarding (ii), according to the definition, $\mathcal{M}(Q_i)$ is the set of SBRPs of length m in the sink equilibrium Q_i . According to (10), we obtain that $Y_i = \mathcal{M}(Q_i)$. Thus, it follows from (4), (6), (11) and (12) that $W(Y_i) = M_m(s)$ for $s \in Q_i$, which finishes the proof. \square

Note that Lemma 13 reveals that the stochastic stability of a history state depends crucially on its stochastic potential defined in (9). Next, we give lower and upper bounds on the stochastic potentials of history states in the RCCs; these bounds play an important role in our following analysis.

Lemma 18 (Bounds on the stochastic potential). *For each RCC $Y_i \in \mathcal{Y}$, the stochastic potential of a history state h in Y_i under the perturbed SBRD P^ϵ , satisfies the following properties:*

- (i) $\gamma(h) = \gamma(h')$ for all history states $h' \in Y_i$;
- (ii) $\gamma(h)$ satisfies $\bar{\gamma}_i \leq \gamma(h) \leq (n+1)\bar{\gamma}_i$, where

$$\bar{\gamma}_i = \sum_{Y_j \in \mathcal{Y} \setminus \{Y_i\}} \min_{h' \in Y_j} f(p(h')).$$

Proof. Regarding (i), it directly follows from Lemma 2 in [36], that is, all history states in an RCC Y_i have the same stochastic potential.

Regarding (ii), in any h -tree g , there is at least one history state h'_j in other RCC Y_j ($j \neq i$) which needs to explore. It follows from (ii) in Lemma 16 that the resistance of this exploration is not less than $f(p(h'_j))$. Thus, by considering (9) and all RCCs $Y_j \in \mathcal{Y}$ except Y_i , we have

$$\gamma(h) \geq \sum_{j \in [v] \setminus \{i\}} f(p(h'_j)) \geq \sum_{Y_j \in \mathcal{Y} \setminus \{Y_i\}} \min_{h' \in Y_j} f(p(h')). \quad (21)$$

Without loss of generality, we consider the case $i = 1$, i.e., the RCC Y_1 . Next, we will construct a special h -tree g_0 rooted at some node $h \in Y_1$. In the unperturbed SBRD P^0 , all nodes (history states) in \mathcal{H} can be classified into two categories: Not-in-a-sink \mathcal{H}_{not} (blue) and In-a-sink \mathcal{H}_{in} (pink), as Fig. 6(a) shows. Once the history state enters \mathcal{H}_{in} , it will never leave it if no exploration happens.

For the In-a-sink \mathcal{H}_{in} , it can be decomposed into v smaller disjoint parts, each of which corresponds to an RCC. In the example shown in Fig. 6(a), there are three RCCs: Y_1 (black), Y_2 (orange) and Y_3 (yellow), i.e., $v = 3$.

Each RCC Y_j has a directed spanning tree g_j rooted at a node h_j^* in Y_j , where $h_j^* \in \arg \min_{h' \in Y_j} f(p(h'))$. Also notice that all edges in g_j have zero resistance. For this example, as Fig. 6(b) shows, the node h_j^* is the white circle and the edges in g_j are in red. Since in this example Y_1 is a singleton (i.e., h_1^*), thus g_1 is empty.

Based on the unperturbed SBRD P^0 , we classify the Not-in-a-sink \mathcal{H}_{not} into several smaller disjoint parts as follows: the first part \mathcal{H}_1 is the set of history states in \mathcal{H}_{not} from which there is a path of zero resistance to Y_1 ; the second part \mathcal{H}_2 is the set of history states in $\mathcal{H}_{\text{not}} \setminus \mathcal{H}_1$ from which there is a path of zero resistance to Y_2 ; the third part \mathcal{H}_3 is the set of history states in $\mathcal{H}_{\text{not}} \setminus (\mathcal{H}_1 \cup \mathcal{H}_2)$ from which there is a path of zero resistance to Y_3 ; in this way, \mathcal{H}_{not} is divided into v disjoint parts $\mathcal{H}_1, \mathcal{H}_2, \dots, \mathcal{H}_v$, and \mathcal{H}_j may be empty. For the part \mathcal{H}_j (if nonempty), we can choose the edges associated with \mathcal{H}_j such that for all $h \in \mathcal{H}_j$, there is a unique path of zero resistance without cycle from h to Y_j . For this example, as Fig. 6(c) shows, \mathcal{H}_{not} is divided into three parts: \mathcal{H}_1 (red), \mathcal{H}_2 (green) and \mathcal{H}_3 (purple). The transition paths of zero resistance from $h \in \mathcal{H}_j$ to Y_j are in red.

Finally, we build the paths from the RCCs $Y_j \in \mathcal{Y} \setminus Y_1$ to Y_1 . Note that for any $h \in \mathcal{H}$, if the rightmost s of h belongs to Q_1 , then $h \in \mathcal{H}_1 \cup Y_1$, because finite transitions of zero resistance can lead h to Y_1 . Since the transition probability between any two states and the probability of attaching a new one are both positive, so h_j^* can adjoin any joint strategy s . Thus, h_j^* can reach one node of $\mathcal{H}_1 \cup Y_1$ by one experiment to attach a joint strategy s in Q_1 . Then, h_j^* can reach Y_1 by continuing to move along the path by which this intermediate node moves to Y_1 . By this way, we are able to construct an h_1^* -tree g_0 . For our example, the h_1^* -tree g_0 is shown in Fig. 6(d), where the one-step transitions of nonzero resistance from h_j^* ($j \neq 1$) to one node of $\mathcal{H}_1 \cup Y_1$ are in dashed red lines.

Note that in the constructed h_1^* -tree g_0 , there are $v - 1$ explorations each of which is not greater than $(n + 1)f(h_j^*)$ by the conclusion (ii) in Lemma 16. Since $\gamma(h_1^*)$ is not greater than the sum of the resistances of g_0 by (9), we have

$$\begin{aligned} \gamma(h_1^*) &\leq \sum_{j \neq 1} (n + 1)f(p(h_j^*)) \\ &= (n + 1) \sum_{Y_j \in \mathcal{Y} \setminus \{Y_1\}} \min_{h' \in Y_j} f(p(h')), \end{aligned} \quad (22)$$

where $h_j^* \in \arg \min_{h' \in Y_j} f(p(h'))$ is used. Thus, the conclusion follows from (21), (22) and the conclusion (i). \square

Definition 19 (δ -function). For any $\delta > 0$, a function $f_\delta : \mathbb{R} \rightarrow \mathbb{R}_{>0}$ is a δ -function, if for any $x \in \mathbb{R}$,

- (i) $f_\delta(x)$ is non-decreasing in x ;
- (ii) $f_\delta(x + \delta) > (vn - n + 1)f_\delta(x)$.

Definition 20 (Feasible function). For any $\delta > 0$, a function $f : \mathbb{R}^{n \times m} \rightarrow \mathbb{R}_{>0}$ is δ -feasible if there exists a δ -function f_δ such that for any $M = \{M_{ij}\} \in \mathbb{R}^{n \times m}$, the equality $f(M) = f_\delta(\frac{1}{m} \sum_{j=1}^m \sum_{i=1}^n w_i M_{ij})$ holds.

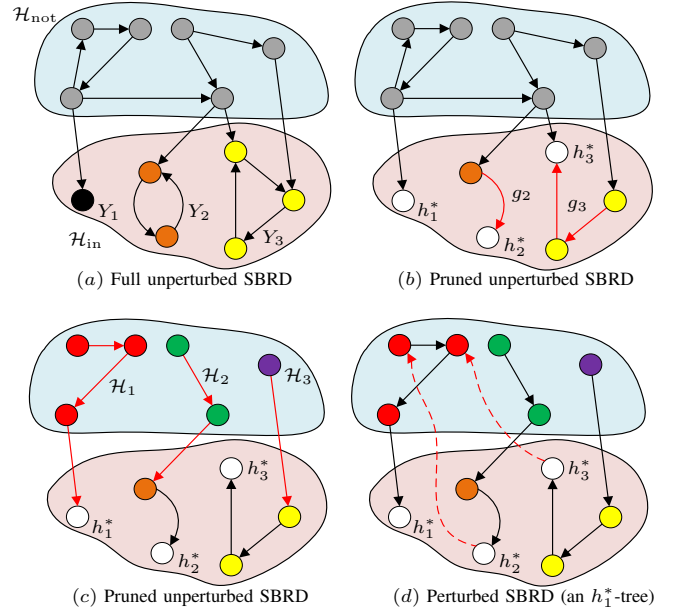


Fig. 6. An example for computing an upper bound of the stochastic potential for a history state in an RCC.

We can design a δ -feasible function f by constructing a δ -function f_δ . For example, for any $M \in \mathbb{R}^{n \times m}$, we select

$$f(M) = f_\delta(x) = (vn - n + 2)^{\frac{x}{\delta}}, \quad (23)$$

where $x = \frac{1}{m} \sum_{j=1}^m \sum_{i=1}^n w_i M_{ij}$. It can be verified that f in (23) is a δ -feasible function.

We have the following assumption on the sink equilibrium.

Assumption 21 (Uniqueness). Suppose that the sink equilibrium Q^* with the maximum metric $M_c(Q^*)$ or $M_m(Q^*)$ is unique.

Next, we present the main results on stochastic stability of the perturbed SBRD and propose a class of perturbations such that the sink equilibria with the maximum cycle-based metric can be observed frequently.

Theorem 22 (Maximum cycle-based metric). Let $G_2 = (N, \mathcal{S}, J)$ be an n -agent meta game on a finite joint strategy space \mathcal{S} . The training system has a memory of length $m \in \mathbb{N}_{>0}$ and consider the cycle-based metric $M_c(s)$ in (5) for each joint strategy $s \in \mathcal{S}$. Suppose that Assumptions 9 and 21 hold. If the following conditions are all true:

- (I) there exists a $\delta_0 > 0$ such that $M_c(Q^*) \geq M_c(Q_i) + \delta_0$ for all sink equilibria $Q_i \in \mathcal{Q} \setminus \{Q^*\}$;
- (II) f is a δ -feasible function for some $\delta \in (0, \delta_0)$;
- (III) the memory m is greater than or equal to

$$\bar{m}_\delta = \frac{2LJ_{\max}}{\delta_0 - \delta}, \quad (24)$$

then under the perturbed SBRD P^ϵ ,

- (i) a history state h is stochastically stable if and only if $h \in Y^*$;
- (ii) as $\epsilon \rightarrow 0$, a joint strategy $s \in \mathcal{S}$ is recorded in the memory subsystem with nonzero probability if and only if $s \in Q^*$,

where $M_c(Q^*) = \max_{Q \in \mathcal{Q}} M_c(Q)$ and Y^* is the induced RCC of Q^* .

Proof. Regarding (i), for any $0 < \delta < \delta_0$, let \bar{m}_δ be as in (24). Then if $m \geq \bar{m}_\delta$, it follows from (i) in Lemma 17 that

$$|W(Y_i) - M_c(Q_i)| = |W(Y_i) - M_c(s)| < \frac{\delta_0 - \delta}{2}, \quad (25)$$

for all joint strategies $s \in Q_i$ and all RCCs $Y_i \in \mathcal{Y}$.

For any $Y_i \in \mathcal{Y} \setminus \{Y^*\}$, it follows from (25) and condition (I) that

$$\begin{aligned} W(Y^*) &> M_c(Q^*) - \frac{\delta_0 - \delta}{2} \geq M_c(Q_i) + \delta_0 - \frac{\delta_0 - \delta}{2} \\ &= M_c(Q_i) + \frac{\delta_0 - \delta}{2} + \delta > W(Y_i) + \delta. \end{aligned} \quad (26)$$

Since f is a δ -feasible function, it follows from (3), (11) and Definition 20 that there exists a δ -function f_δ such that

$$f(p(h)) = f_\delta(W(h)), \quad (27)$$

for all $h \in \mathcal{H}$. It follows from (12), (26), (27) and properties (i) and (ii) in Definition 19 that

$$\begin{aligned} \min_{h \in Y_i} f(p(h)) &= \min_{h \in Y_i} f_\delta(W(h)) < \min_{h \in Y_i} \frac{f_\delta(W(h) + \delta)}{vn - n + 1} \\ &= \frac{f_\delta(\min_{h \in Y_i} W(h) + \delta)}{vn - n + 1} = \frac{f_\delta(W(Y_i) + \delta)}{vn - n + 1} \\ &\leq \frac{f_\delta(W(Y^*))}{vn - n + 1} = \frac{f_\delta(\min_{h \in Y^*} W(h))}{vn - n + 1} \\ &= \min_{h \in Y^*} \frac{f_\delta(W(h))}{vn - n + 1} = \frac{\min_{h \in Y^*} f(p(h))}{vn - n + 1}. \end{aligned} \quad (28)$$

Next, we show that $\gamma(h) < \gamma(h')$ holds for all $h \in Y^*$ and all $h' \in Y_i \in \mathcal{Y} \setminus \{Y^*\}$. According to property (ii) in Lemma 18 and (28), we have

$$\begin{aligned} &\gamma(h) - \gamma(h') \\ &\leq (n+1) \sum_{Y_j \in \mathcal{Y} \setminus \{Y^*\}} \min_{\hat{h} \in Y_j} f(p(\hat{h})) - \sum_{Y_j \in \mathcal{Y} \setminus \{Y_i\}} \min_{\hat{h} \in Y_j} f(p(\hat{h})) \\ &= (n+1) \min_{\hat{h} \in Y_i} f(p(\hat{h})) - \min_{\hat{h} \in Y^*} f(p(\hat{h})) \\ &\quad + n \sum_{Y_j \in \mathcal{Y} \setminus \{Y^*, Y_i\}} \min_{\hat{h} \in Y_j} f(p(\hat{h})) \\ &< \frac{n+1}{vn - n + 1} \min_{\hat{h} \in Y^*} f(p(\hat{h})) - \min_{\hat{h} \in Y^*} f(p(\hat{h})) \\ &\quad + \frac{n(v-2)}{vn - n + 1} \min_{\hat{h} \in Y^*} f(p(\hat{h})) = 0. \end{aligned} \quad (29)$$

Thus, it follows from (29) and Lemma 13 that h is stochastically stable if and only if $h \in Y^*$.

Regarding (ii), it follows from conclusion (i) and Definition 11 that as $\epsilon \rightarrow 0$, $\pi_h^\epsilon > 0$ if and only if $h \in Y^*$, implying that only h in Y^* can be visited with non-zero probability as $\epsilon \rightarrow 0$. Since Y^* is the induced RCC of Q^* , the conclusion directly follows from (10). \square

The memory subsystem may be required to be of very large size so that only the joint strategies with maximum cycle-based metric can be observed with non-zero probability. This

requirement arises because \bar{m}_δ in (24) is proportional to L which can be very large. Sometimes, the size of memory subsystem has a predefined length, which may be less than \bar{m}_δ . Thus, for this case, we introduce a memory-based metric in Definition 8.

Next, we propose a class of perturbations such that the joint strategies with the maximum memory-based metric can be observed frequently in the sense of stochastic stability. It is worth noting that Assumption 9 is removed in this case, with respect to Theorem 22, i.e., the bound of the payoff function is unnecessary.

Theorem 23 (Maximum memory-based metric). *Let $G_2 = (N, \mathcal{S}, J)$ be an n -agent meta game on a finite joint strategy space \mathcal{S} . The training system has a memory of predefined length $m \in \mathbb{N}_{>0}$, and consider the memory-based metric $M_m(s)$ in (6) for each joint strategy $s \in \mathcal{S}$. Suppose that Assumption 21 holds. If the following conditions are all true:*

- (I) *there exists a $\delta_0 > 0$ such that $M_m(Q^*) \geq M_m(Q_i) + \delta_0$ for all sink equilibria $Q_i \in \mathcal{Q} \setminus \{Q^*\}$;*
- (II) *f is a δ -feasible function for some $\delta \in (0, \delta_0)$;*

then under the perturbed SBRD P^ϵ ,

- (i) *a history state h is stochastically stable if and only if $h \in Y^*$;*
- (ii) *as $\epsilon \rightarrow 0$, a joint strategy $s \in \mathcal{S}$ is recorded in the memory subsystem with nonzero probability if and only if $s \in Q^*$,*

where $M_m(Q^) = \max_{Q \in \mathcal{Q}} M_m(Q)$ and Y^* is the induced RCC of Q^* .*

Proof. According to property (ii) in Lemma 17, $W(Y_i) = M_m(Q_i)$ for all $Y_i \in \mathcal{Y}$. Thus, it follows from the conditions (I) and (II) that

$$\begin{aligned} W(Y^*) &= M_m(Q^*) \geq M_m(Q_i) + \delta_0 \\ &\geq W(Y_i) + \delta_0 > W(Y_i) + \delta, \end{aligned} \quad (30)$$

for all RCCs $Y_i \in \mathcal{Y} \setminus \{Y^*\}$. By following the same argument (27)-(29) in the proof of Theorem 22, we can obtain that $\gamma(h) < \gamma(h')$ for all $h \in Y^*$ and all $h' \in Y_i \in \mathcal{Y} \setminus \{Y^*\}$. Thus, the conclusions (i) and (ii) follow from Lemma 13 and the proof of Theorem 22. \square

E. Approximation of the Maximum Metrics

In this subsection, we remove the prior information about the lower bound of the difference between the maximum and second maximum metrics in all sink equilibria, i.e., δ_0 is unknown. This relaxation is important because the condition (I) in Theorem 22 and condition (I) in Theorem 23 both need such a δ_0 which sometimes is hard to find. Conversely, we introduce a design parameter $\bar{\delta}$ specifying the difference between the metric of the sink equilibrium related to the stochastically stable states and the maximum metric. Thus, the preassigned parameter $\bar{\delta}$ actually characterizes the stochastic stability of the joint strategies observed with non-zero probability.

Theorem 24 (Approximation of maximum cycle-based metric). *Let $G_2 = (N, \mathcal{S}, J)$ be an n -agent meta game on a finite joint strategy space \mathcal{S} . The training system has a memory of*

length $m \in \mathbb{N}_{>0}$, and consider the cycle-based metric $M_c(s)$ in (5) for each joint strategy $s \in \mathcal{S}$. Suppose that Assumptions 9 and 21 hold. For any given $\bar{\delta} > 0$, if the following conditions are all true:

- (I) f is a δ -feasible function for some $\delta \in (0, \bar{\delta})$;
- (II) the memory m is not less than \bar{m}_δ given by

$$\bar{m}_\delta = \frac{2LJ_{\max}}{\bar{\delta} - \delta}, \quad (31)$$

then under the perturbed SBRD P^ϵ , as $\epsilon \rightarrow 0$, every joint strategy $s \in \mathcal{S}$ which is recorded in the memory with nonzero probability, belongs to a sink equilibrium Q_i satisfying

$$M_c(s) = M_c(Q_i) \geq M_c(Q^*) - \bar{\delta}, \quad (32)$$

where $M_c(Q^*) = \max_{Q \in \mathcal{Q}} M_c(Q)$.

Proof. Take a sink equilibrium Q_j from \mathcal{Q} . Suppose that

$$M_c(Q_j) < M_c(Q^*) - \bar{\delta}, \quad (33)$$

where $M_c(Q^*) = \max_{Q \in \mathcal{Q}} M_c(Q)$. We let Y^* denote the induced RCC of Q^* .

Let \bar{m}_δ be as in (31). Then, if $m \geq \bar{m}_\delta$, it follows from the property (i) in Lemma 17 that

$$|W(Y_i) - M_c(Q_i)| < \frac{\bar{\delta} - \delta}{2}, \quad (34)$$

for all RCCs $Y_i \in \mathcal{Y}$. Then, by (33) and (34), we have

$$\begin{aligned} W(Y^*) &> M_c(Q^*) - \frac{\bar{\delta} - \delta}{2} \geq M_c(Q_j) + \bar{\delta} - \frac{\bar{\delta} - \delta}{2} \\ &= M_c(Q_j) + \frac{\bar{\delta} - \delta}{2} + \delta > W(Y_j) + \delta. \end{aligned}$$

which is similar to (26). By following the same arguments as in (27)-(29), we have $\gamma(h) < \gamma(h')$ for all $h \in Y^*$ and all $h' \in Y_j \in \mathcal{Y} \setminus \{Y^*\}$. Thus, Lemma 13 implies that for any $h \in Y_j$, h is not stochastically stable.

If h is stochastically stable, it follows from Theorem 4 in [36] that h is contained in an RCC Y_i . The sink equilibrium Q_i related to Y_i cannot satisfies (33), because the above analysis shows that (33) will lead to a contradiction, i.e., h is not stochastically stable. Thus, we have

$$M_c(Q_i) \geq M_c(Q^*) - \bar{\delta}. \quad (35)$$

The conclusion directly follows from the fact that as $\epsilon \rightarrow 0$, only the joint strategies contained in stochastic stable history states can be observed in the memory with nonzero probability. \square

Then, we have the following corollary.

Corollary 25 (Approximation of maximum memory-based metric). *Let $G_2 = (N, \mathcal{S}, J)$ be an n -agent meta game on a finite joint strategy space \mathcal{S} . The training system has a memory of predefined length $m \in \mathbb{N}_{>0}$, and consider the memory-based metric $M_m(s)$ in (6) for each joint strategy $s \in \mathcal{S}$. Suppose that Assumption 21 holds. For any given $\bar{\delta} > 0$, if f is a δ -feasible function for some $\delta \in (0, \bar{\delta})$, then under the perturbed SBRD P^ϵ , as $\epsilon \rightarrow 0$, every joint strategy $s \in \mathcal{S}$*

which is recorded in the memory with nonzero probability, belongs to a sink equilibrium Q_i satisfying

$$M_m(s) = M_m(Q_i) \geq M_m(Q^*) - \bar{\delta}, \quad (36)$$

where $M_m(Q^*) = \max_{Q \in \mathcal{Q}} M_m(Q)$.

Proof. This corollary is straightforward by combining the proofs of Theorems 23 and 24. \square

VI. CONCLUSION

In this paper, we introduced two multi-agent policy evaluation metrics based on the concept of sink equilibrium. The proposed framework is practical and general in the sense that it can be easily applied to a large class of stochastic meta-games. Compared with existing popular evaluation methods, such as Nash equilibria, Elo ratings and α -rankings, our evaluation metrics can handle dynamical cyclical behaviors and are compatible with single-agent reinforcement learning. In particular, the memory-based metric is realistic settings with limitations on amount of available memory.

We have shown that learning algorithms designed to seek coarse correlated equilibria cannot be directly applied to compute sink equilibria with good properties by demonstrating that these two concepts are not special cases of each other. Then, we introduced a training system which consists of a learning subsystem and a memory subsystem for multi-agent policy seeking. Under some mild conditions, we proposed perturbed SBRD algorithms which guarantee that only the joint strategies with the maximum underlying metrics are observed with non-zero probability in the memory subsystem. We also modified the training algorithms for learning joint strategies with metrics close to the maximum by relaxing some conditions. Future work involves applying the perturbed SBRD algorithms in practical scenarios.

REFERENCES

- [1] G. Arslan and S. Yüksel. Decentralized Q-learning for stochastic teams and games. *IEEE Transactions on Automatic Control*, 62(4):1545–1558, 2017. doi:10.1109/TAC.2016.2598476.
- [2] A. Blum, M. Hajiaghayi, K. Ligett, and A. Roth. Regret minimization and the price of total anarchy. In *40th Annual ACM Symposium on Theory of Computing*, page 373382, Victoria, Canada, May 2008. doi:10.1145/1374376.1374430.
- [3] H. P. Borowski, J. R. Marden, and J. S. Shamma. Learning to play efficient coarse correlated equilibria. *Dynamic Games and Applications*, 9(1):24–46, 2019. doi:10.1007/s13235-018-0244-z.
- [4] G. W. Brown. Iterative solution of games by fictitious play. *Activity Analysis of Production and Allocation*, 13(1):374–376, 1951.
- [5] F. Bullo. *Lectures on Network Systems*. Kindle Direct Publishing, 1.3 edition, July 2019. With contributions by J. Cortés, F. Dörfler, and S. Martínez. URL: <http://motion.me.ucsb.edu/book-Ins>.
- [6] A. C. Chapman, D. S. Leslie, A. Rogers, and N. R. Jennings. Convergent learning algorithms for unknown reward games. *SIAM Journal on Control and Optimization*, 51(4):3154–3180, 2013. doi:10.1137/120893501.
- [7] G. C. Chasparis. Stochastic stability of perturbed learning automata in positive-utility games. *IEEE Transactions on Automatic Control*, 64(11):4454–4469, 2019. doi:10.1109/TAC.2019.2895300.
- [8] A. E. Elo. *The Rating of Chessplayers, Past and Present*. Arco Pub., 1978.
- [9] R. Engelberg, A. Fabrikant, M. Schapira, and D. Wajc. Best-response dynamics out of sync: Complexity and characterization. In *14th ACM Conference on Electronic Commerce*, page 379396, Philadelphia, USA, Jun 2013. doi:10.1145/2482540.2482609.

- [10] A. Fabrikant and C. H. Papadimitriou. The complexity of game dynamics: BGP oscillations, sink equilibria, and beyond. In *19th Annual ACM-SIAM Symposium on Discrete Algorithms*, pages 844–853, San Francisco, California, Jan 2008. doi:10.1145/1347082.1347175.
- [11] J. Foerster, I. A. Assael, N. de Freitas, and S. Whiteson. Learning to communicate with deep multi-agent reinforcement learning. In *Advances in Neural Information Processing Systems*, pages 2137–2145. Barcelona, Spain, Dec 2016. doi:10.5555/3157096.3157336.
- [12] D. Foster and H. P. Young. Stochastic evolutionary game dynamics. *Theoretical Population Biology*, 38(2):219–232, 1990. doi:10.1016/0040-5809(90)90011-J.
- [13] M. Goemans, V. Mirrokni, and A. Vetta. Sink equilibria and convergence. In *46th Annual IEEE Symposium on Foundations of Computer Science*, pages 142–151, Pittsburgh, USA, Oct 2005. doi:10.1109/SFCS.2005.68.
- [14] Z. Hu, M. Zhu, P. Chen, and P. Liu. On convergence rates of game theoretic reinforcement learning algorithms. *Automatica*, 104:90–101, 2019. doi:10.1016/j.automatica.2019.02.032.
- [15] M. Lanctot, V. Zambaldi, A. Gruslys, A. Lazaridou, K. Tuyls, J. Pérolat, D. Silver, and T. Graepel. A unified game-theoretic approach to multiagent reinforcement learning. In *31st International Conference on Neural Information Processing Systems*, page 41934206, Long Beach, USA, Dec 2017. doi:10.5555/3294996.3295174.
- [16] J. Z. Leibo, V. Zambaldi, M. Lanctot, J. Marecki, and T. Graepel. Multi-agent reinforcement learning in sequential social dilemmas. In *16th Conference on Autonomous Agents and MultiAgent Systems*, page 464473, São Paulo, Brazil, May 2017. doi:10.5555/3091125.3091194.
- [17] O. H. Lerma and J. B. Lasserre. *Discrete-time Markov Control Processes: Basic Optimality Criteria*. Springer, 1996.
- [18] M. L. Littman. Markov games as a framework for multi-agent reinforcement learning. In *11th International Conference on International Conference on Machine Learning*, page 157163, New Brunswick, USA, Jul 1994. doi:10.5555/3091574.3091594.
- [19] J. R. Marden. Selecting efficient correlated equilibria through distributed learning. *Games and Economic Behavior*, 106:114–133, 2017. doi:10.1016/j.geb.2017.09.007.
- [20] J. R. Marden, H. P. Young, G. Arslan, and J. S. Shamma. Payoff-based dynamics for multiplayer weakly acyclic games. *SIAM Journal on Control and Optimization*, 48(1):373–396, 2009. doi:10.1137/070680199.
- [21] H. B. McMahan, G. J. Gordon, and A. Blum. Planning in the presence of cost functions controlled by an adversary. In *20th International Conference on Machine Learning*, page 536543, Washington, USA, Aug 2003. doi:10.5555/3041838.3041906.
- [22] V. S. Mirrokni and A. Skopalik. On the complexity of Nash dynamics and sink equilibria. In *10th ACM Conference on Electronic Commerce*, page 110, Stanford, USA, Jul 2009. doi:10.1145/1566374.1566376.
- [23] V. Mnih, K. Kavukcuoglu, D. Silver, A. Graves, I. Antonoglou, D. Wierstra, and M. Riedmiller. Playing Atari with deep reinforcement learning, 2013. arXiv:1312.5602.
- [24] P. Muller, S. Omidshafiei, M. Rowland, K. Tuyls, J. Perolat, S. Liu, D. Hennes, L. Marris, M. Lanctot, E. Hughes, et al. A generalized training approach for multiagent learning. In *International Conference on Learning Representations*, 2020. (accepted) arXiv:1909.12823.
- [25] S. Omidshafiei, C. Papadimitriou, G. Piliouras, K. Tuyls, M. Rowland, J. Lespiau, W. M. Czarnecki, M. Lanctot, J. Perolat, and R. Munos. α -rank: Multi-agent evaluation by evolution. *Scientific Reports*, 19(1):9937, 2019. doi:10.1038/s41598-019-45619-9.
- [26] M. Rowland, S. Omidshafiei, K. Tuyls, J. Perolat, M. Valko, G. Piliouras, and R. Munos. Multiagent evaluation under incomplete information. In *Advances in Neural Information Processing Systems*, pages 12270–12282, Vancouver, Canada, Dec 2019.
- [27] D. Silver, A. Huang, C. J. Maddison, A. Guez, L. Sifre, et al. Mastering the game of go with deep neural networks and tree search. *nature*, 529(7587):484, 2016. doi:10.1038/nature16961.
- [28] R. S. Sutton and A. G. Barto. *Reinforcement Learning: An Introduction*. MIT press, 2018.
- [29] B. Swenson, C. Eksin, S. Kar, and A. Ribeiro. Distributed inertial best-response dynamics. *IEEE Transactions on Automatic Control*, 63(12):4294–4300, 2018. doi:10.1109/TAC.2018.2817161.
- [30] M. Tan. Multi-agent reinforcement learning: Independent vs. cooperative agents. In *10th International Conference on Machine Learning*, pages 330–337, University of Massachusetts, Amherst, Jun 1993. doi:10.1016/b978-1-55860-307-3.50049-6.
- [31] K. Tuyls, J. Perolat, M. Lanctot, J. Z. Leibo, and T. Graepel. A generalised method for empirical game theoretic analysis. In *17th International Conference on Autonomous Agents and MultiAgent Systems*, pages 77–85, Stockholm, Sweden, Jul 2018. doi:10.5555/3237383.3237402.
- [32] W. E. Walsh, R. Das, G. Tesauro, and J. O. Kephart. Analyzing complex strategic interactions in multi-agent systems. In *AAAI-02 Workshop on Game-Theoretic and Decision-Theoretic Agents*, pages 109–118, Edmonton, Canada, 2002.
- [33] C. J. Watkins and P. Dayan. Q-learning. *Machine Learning*, 8(3-4):279–292, 1992. doi:10.1023/A:1022676722315.
- [34] R. Yan, Z. Shi, and Y. Zhong. Reach-avoid games with two defenders and one attacker: An analytical approach. *IEEE Transactions on Cybernetics*, 49(3):1035–1046, 2019. doi:10.1109/TCYB.2018.2794769.
- [35] R. Yan, Z. Shi, and Y. Zhong. Task assignment for multiplayer reach-avoid games in convex domains via analytical barriers. *IEEE Transactions on Robotics*, 36(1):107–124, 2020. doi:10.1109/TRO.2019.2935345.
- [36] H P Young. The evolution of conventions. *Econometrica*, 61(1):57–84, 1993. doi:10.2307/2951778.
- [37] H. P. Young. *Strategic Learning and Its Limits*. Oxford University Press, 2004.