

Ranking Transfer Languages with Pragmatically-Motivated Features for Multilingual Sentiment Analysis

Jimin Sun^{1*} Hwijeen Ahn^{2*} Chan Young Park^{3*} Yulia Tsvetkov³ David R. Mortensen³

¹Seoul National University, Republic of Korea

²Sogang University, Republic of Korea

³Language Technologies Institute, Carnegie Mellon University, USA

jiminsun@dm.snu.ac.kr, hwijeen@sogang.ac.kr,
{chanyoun, ytsvetko, dmortens}@cs.cmu.edu

Abstract

Cross-lingual transfer learning studies how datasets, annotations, and models can be transferred from resource-rich languages to improve language technologies in resource-poor settings. Recent works have shown that we can further benefit from the selection of the best transfer language. In this paper, we propose three pragmatically-motivated features that can help guide the optimal transfer language selection problem for cross-lingual transfer. Specifically, the proposed features operationalize cross-cultural similarities that manifest in various linguistic patterns: language context-level, sharing multi-word expressions, and the use of emotion concepts. Our experimental results show that these features significantly improve the prediction of optimal transfer languages over baselines in sentiment analysis, but are less useful for dependency parsing. Further analyses show that the proposed features indeed capture the intended cross-cultural similarities and align well with existing work in sociolinguistics and linguistic anthropology.

1 Introduction

Cross-lingual transfer of linguistic annotations, models, and raw corpora has been widely used in multilingual natural language processing tasks, including machine translation (Zoph et al., 2016; Johnson et al., 2017; Neubig and Hu, 2018), multilingual dependency parsing (Ammar et al., 2016; Ponti et al., 2018), and multilingual sentiment analysis (Prettenhofer and Stein, 2010; Zhou et al., 2016). In this paper, we focus on settings in which cross-lingual transfer learning is realized by incorporating annotated datasets from different transfer languages to improve task performance in the target language. This setup has been shown to be

especially helpful in low-resource scenarios (Das and Hasegawa-Johnson, 2015; Agić et al., 2016).

However, not all transfer languages are equally helpful. Previous work has shown that selecting the right set of training languages can significantly boost the performance of cross-lingual models (Paul et al., 2009; Lin et al., 2019; Wang and Neubig, 2019; Wang et al., 2020). More specifically, Lin et al. (2019) explore the problem of *language selection*, where a model predicts the most effective set of training languages for a given target language. They proposed a framework that uses various syntactic and semantic features and showed that automatic language selection could significantly improve the effectiveness of cross-lingual learning.

Prior studies mainly introduced shallow lexical, syntactic, and semantic features of languages to understand the effectiveness of cross-lingual transfer. However, these features may be insufficient when the cross-lingual task is driven by pragmatic knowledge, as in the cross-lingual analysis of sentiment and emotion.¹ Expression of subtle sentiment and emotion, such as subjective well-being (Smith et al., 2016), anger (Oster, 2019), or irony (Karoui et al., 2017), varies significantly by culture. Mohammad et al. (2016) have shown that, even with sound machine translation systems, achieving cross-lingual transfer by translating low-resource languages to high-resource languages and applying models trained on the high-resource languages is impeded by culture-specific

¹In linguistics, pragmatics has both a broad and a narrow sense. Narrowly, the term is used to refer to formal pragmatics. In the broad sense, which we employ in this paper, pragmatics refers to contextual factors in language use. We are particularly concerned with cross-cultural pragmatics and finding quantifiable linguistic measures that correspond to aspects of cultural context. These measures are not the cultural characteristics that would be identified by anthropological linguists themselves but are rather intended to be measurable correlates of these characteristics.

*The first three authors contributed equally.

concepts. Some languages, for instance, Chinese and Korean, are used in East Asia in similar cultural contexts but possess significantly different syntactic structures (Jackson et al., 2019). In such cases, *cross-cultural similarity* can be one of the most important indicators for predicting cross-lingual transfer quality.

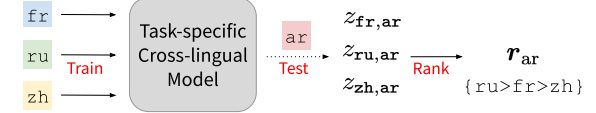
To operationalize cross-cultural similarity, we focus on three distinct aspects in the intersection of language and culture. First, every language and culture rely on different levels of *context in communication*. Western European languages, such as German and English, are generally considered low-context languages, whereas Korean and Japanese are considered high-context languages. Second, similar cultures construct and construe *figurative language* similarly (Casas and Campoy, 1995; Vulanović, 2014). Finally, *emotion semantics* is similar between languages that are culturally-related (Jackson et al., 2019). For example, in Persian (an Indo-Iranian language of Iran), both ‘grief’ and ‘regret’ are expressed with the same word *anduh* whereas ‘grief’ is colexified with ‘anxiety’ as *dard* in the Sirkhi dialect of Dargwa (a Dagestanian language of Russia).

The key contribution of our work is pragmatically-driven features that capture cross-cultural similarity: *language context-level ratio*, *literal translation quality*, and the *emotion semantic distance* (§3). Extensive analysis of each feature verifies that they indeed capture the intended linguistic patterns, and thereby align with prior work from sociolinguistics and linguistic anthropology (§4). We further evaluate each feature’s effectiveness by incorporating them in a transfer-language ranking model, focusing on two NLP tasks: sentiment analysis and dependency parsing (§6). Our results corroborate our hypothesis that the pragmatically-motivated features boost the baseline for sentiment analysis but not for dependency parsing, suggesting a connection between sentiment and pragmatics (§7).²

2 Problem Formulation

We define our task as the *language selection* problem: given the target language l_{tg} , our model ranks transfer languages l_{tf} by their usefulness when transferred to l_{tg} . Formally, we define *transferability* of a language pair (l_{tf}, l_{tg}) as how useful

Step 1: Optimal Transferability Ranking Extraction



Step 2: Ranking Model Training

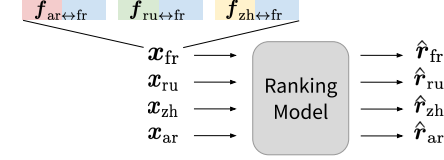


Figure 1: An example of training a ranking model with four languages. First, we obtain the optimal ranking r based on zero-shot transfer performances z with task-specific cross-lingual models (Step 1). Then, we use language similarity features f and the optimal ranking to train the ranking model (Step 2).

language l_{tf} is to a model for l_{tg} . Effectiveness of cross-lingual transfer is often measured by joint training or zero-shot transfer performance (Wu and Dredze, 2019; Schuster et al., 2019). In this work, we quantify transferability as zero-shot performance, following Lin et al. (2019). For a given target language l_{tg} and n candidates of additional (source) transfer languages $\mathcal{L}_{tf} = \{l_{tf}^{(1)}, \dots, l_{tf}^{(n)}\}$, our goal is to train a model that ranks languages in \mathcal{L}_{tf} by their transferability.

Figure 1 illustrates the training procedure of the transfer language ranking model that follows the set up in Lin et al. (2019). Before training, we first need to extract optimal transferability rankings, which can be used as the training data of the language ranking model (Step 1). For a given target language l_{tg} , we evaluate the zero-shot performance of a model trained solely with transfer language l_{tf} and tested on l_{tg} , denoted as $z_{tf,tg}$. After evaluating $z_{tf,tg}$ for each candidate transfer language in \mathcal{L}_{tf} , we obtain the optimal ranking of languages r_{tg} by sorting languages according to their transferability to l_{tg} . Note that the optimal rankings depend on the task and its characteristics.

Next, we train the language ranking model (Step 2). The ranking model predicts the transferability ranking of candidate transfer languages. Each source, target pair (l_{tf}, l_{tg}) is represented as a vector of language features $f_{tf,tg}$, which may include phonological similarity, typological similarity, word-overlap to name a few. The ranking model takes $f_{tf,tg}$ of every $l_{tf} \in \mathcal{L}_{tf}$ as input, and predicts the transferability ranking \hat{r}_{tg} . Us-

²Both code and data used in this paper are available at <https://github.com/hwiyeen/langrank>.

ing r_{tg} from the previous step as training data, the ranking model learns to find optimal transfer languages using language features. Once the model is trained, it can be used to predict transferability for an unseen language pair, without the expensive computation process in step 1.

3 Pragmatically-motivated Features

Our main contribution is in proposing novel features to include in f that correlate with cultural similarities across languages. We hypothesize that these cultural similarities are essential to effectively rank transfer languages in pragmatics-driven tasks.

Language Context-level Ratio The language context-level ratio (LCR) feature approximates the extent to which a pair of languages differ in leaving the identity of entities and predicates to context. For example, an English sentence *Did you eat lunch?* explicitly indicates the pronoun *you*, whereas the equivalent Korean sentence 점심 먹었니? (= *Did eat lunch?*) omits the pronoun. This is related to the concept of context-level, which is considered one of the distinctive attributes of a language’s pragmatics in linguistics and communication studies (Nada et al., 2001). If two languages have similar levels of context, their speakers are more likely to be from similar cultures (Nada et al., 2001). To capture this linguistic quality, we compute the pronoun- and verb-token ratio, $\text{ptr}(l_k)$ and $\text{vtr}(l_k)$ for each language l_k , using part-of-speech tagging results. We first run language-specific POS-taggers over each language’s large monolingual corpus.³ Next, we compute ptr as the number of pronoun tokens over the number of all tokens. vtr is obtained likewise with verb tokens. Low ptr , vtr values may indicate that a language leaves the identity of entities and predicates, respectively, to context.

We then compare these values between the target language l_{tg} and transfer language l_{tf} , which leads to the following definition of LCR:

$$\begin{aligned}\text{LCR-pron}(l_{tf}, l_{tg}) &= \frac{\text{ptr}(l_{tg})}{\text{ptr}(l_{tf})} \\ \text{LCR-verb}(l_{tf}, l_{tg}) &= \frac{\text{vtr}(l_{tg})}{\text{vtr}(l_{tf})}\end{aligned}$$

³List of POS taggers, tokenizer and monolingual corpus used in the paper is in the Appendix A.2

Literal Translation Quality Literal translation quality (LTQ) quantifies how well literal translation, i.e., word-by-word translation using a bilingual dictionary⁴, works for a given language pair’s multiword expressions (MWEs). The motivation is that culturally similar languages share figurative language, including idiomatic MWEs and metaphors. For example, *like father like son* in English can be translated word-by-word into a similar idiom *tel père tel fils* in French. However, in Japanese, a similar idiom 蛙の子は蛙 (*Kaeru no ko wa kaeru*) “A frog’s child is a frog.” cannot be literally translated.

Since we do not have a well-curated list of MWEs in every language, here we follow the MWE extraction approach from Tsvetkov and Wintner (2010); for each language, we use PMI³ (Daille, 1994) to extract top- k MWE from a large news-crawl corpus (Goldhahn et al., 2012). However, the news-crawl corpus is often noisy, and thus extracted MWEs contain many data-specific artifact n-grams. To filter those out, we exploit another smaller but reasonably large monolingual corpus, the TED talk dataset (Qi et al., 2018). We choose top- k MWEs in terms of PMI³ that appeared in both monolingual corpora. In this paper, we used $k = 500$.

After retrieving MWEs, we use a bilingual dictionary of l_{tf} and l_{tg} and a parallel corpus between the pair to measure $\text{LTQ}(l_{tf}, l_{tg})$.⁵ For each n-gram in l_{tg} ’s MWEs, we first look for target sentences in the parallel corpus that contain the n-gram. Then, per the found sentence, we look at each word of the n-gram and its potential translations in transfer language using the bilingual dictionary. For any word in the n-gram, if there is any word translation in the source sentence, we consider this as hit, otherwise as miss. And we calculate *hit ratio* as $\frac{\text{hit}}{(\text{hit} + \text{miss})}$ for each n-gram found in the parallel corpus. Finally, we average the hit ratios of all n-grams and set it as $\text{LTQ}(l_{tf}, l_{tg})$.⁶

Emotion Semantics Distance Emotion semantic distance (ESD) measures how similarly emotions are worded between languages. This is inspired by Jackson et al. (2019), where they use colexification patterns to capture the semantic similarity of languages. However, colexifica-

⁴<https://github.com/kakaobrain/word2word>

⁵We used TED talk dataset for the parallel corpus.

⁶We further standardize the score (z-score) over the transfer language.

tion patterns require human annotation, and existing annotations may not be comprehensive. Here, we extend the method by using cross-lingual word embeddings.

We define ESD as the average distance of emotion word vectors in transfer and target languages, after aligning word embeddings into the same space. More specifically, we use 24 emotion concepts defined in Jackson et al. (2019) and use bilingual dictionaries to expand each concept into every other language. We then remove the emotion words from the bilingual dictionaries, and use the remaining word pairs to align word embeddings of source into the space of target languages.⁷ Theoretically, if words of the same emotion concept in different languages have exactly the same meaning, they should be aligned to the same point despite the lack of supervision. However, because each language possesses different emotion semantics, emotions in each language are scattered into different positions. Finally, we define ESD as the average cosine distance between languages:

$$\text{ESD}(l_{tf}, l_{tg}) = \sum_{e \in E} \frac{\cos(\mathbf{v}_{tf,e}, \mathbf{v}_{tg,e})}{|E|}$$

where E is the set of emotion concepts and $\mathbf{v}_{tf,e}$ is the aligned word vector of language l_{tf} for emotion concept e .

4 Feature Analysis

In this section, we verify whether each pragmatically-motivated feature correlates with the intended pragmatic information.

4.1 LCR and Language Context-level

ptr approximates how often discourse entities are indexed with pronouns rather than left conjecturable from context. Similarly, vtr estimates the rate at which predicates appear explicitly as verbs. In order to examine to what extent these features reflect context-levels, we plot languages on a two-dimensional plane where the x-axis indicates ptr and the y-axis indicates vtr in Figure 2. The plot reveals a clear pattern of context-levels in different languages. German, which is one of the low-context languages (Hall, 1989), possesses the second largest value of ptr . On the other extreme are located Korean and Japanese with low ptr , which are representative of high-context languages. One

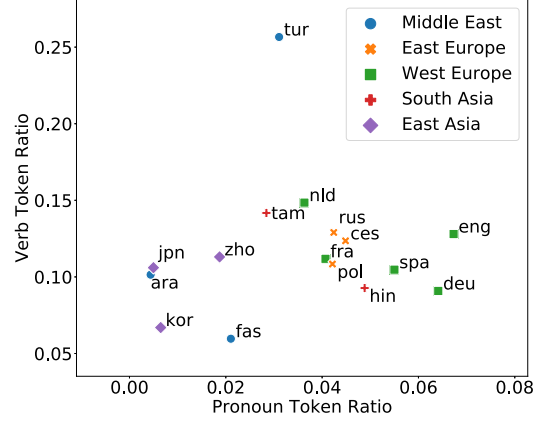


Figure 2: Plot of languages in ptr and vtr plane. German, a representative example of a low-context language, is located in the right corner. On the other hand, high-context languages (e.g., Korean, Japanese) are located in the lower left.

thing to notice is the isolated location of Turkish with a high vtr . This is morphosyntactically plausible as a lot of information is expressed by affixation to verbs in Turkish.

4.2 LTQ and MWEs

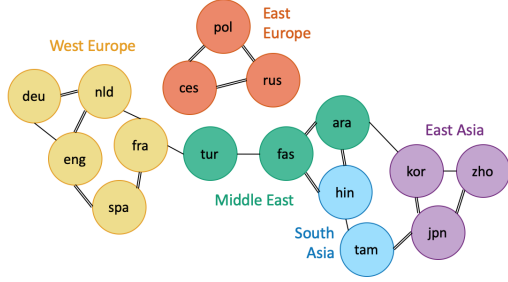
Since human-curated lists of figurative language MWE (gold MWEs) are not always available for all languages, LTQ uses n-grams with high PMI scores (PMI MWEs) as proxies. Nonetheless, for languages that have manual annotations, we can still use it to evaluate the quality of selected MWEs and the resultant LTQ. We collected ground-truth MWEs in multiple languages from Wiktionary⁸. We discarded languages with less than 2,000 phrases on the list, resulting in four languages (English, French, German, Spanish) for analysis.

First, we checked how many PMI MWEs are actually in the gold MWEs. Out of the top 500 PMI bigrams and trigrams, 19.0% and 3.8% of them were included in the gold MWE list, respectively. For example, the trigrams in the PMI MWEs, *keep an eye* and *take into account*, were considered to be in the gold MWEs as *keep an eye peeled* and *take into account* were in the list.

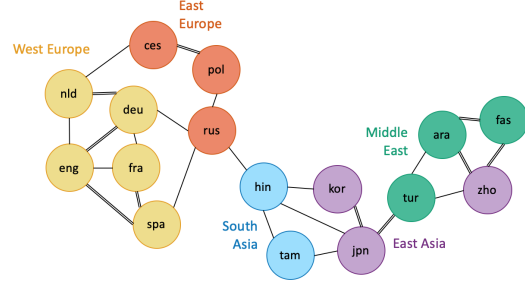
Secondly, to validate using PMI MWEs as proxies, we compare the LTQ of PMI MWEs with the LTQ using Gold MWEs. More specifically, us-

⁷We followed Lample et al. (2018) to generate these supervised cross-lingual word embeddings.

⁸For example, https://en.wiktionary.org/wiki/Category:English_idioms



(a) Network of languages based on Emotion Semantics Distance.



(b) Network of languages based on syntactic distance.

Figure 3: Network of languages. When a language is ranked in the top 2 closest languages ($k = 2$), an edge exists between the two languages. Color-coded cultural areas are defined according to Siegel (1977).

ing the same procedure and dataset explained in §3, we obtained the LTQ scores of each language pair with target languages limited to the four European languages mentioned above. For each target language, we then measured the Pearson correlation coefficient of LTQ scores between two lists. The average coefficient was 0.92, which indicates a strong correlation between the LTQ of two lists, and thus justifies using PMI MWEs for all other languages.

4.3 ESD and Cultural Grouping

We investigate what is carried by ESD by visualizing and looking at the nearest neighbors of emotion vectors⁹. Jackson et al. (2019) revealed that the emotion of *hope* clusters with different kinds of emotion depending on the language family it belongs to using word collocations. For instance, in Tai-Kadai languages *hope* appears in the same cluster as *want* and *pity*, while *hope* clusters with *good* and *love* in Nakh-Daghestanian language family. Our results derived from ESD also support evidence to this finding, even without using word collocations. For instance, the nearest neighbors to the French word for *hope* was *worry* and *regret*, while they were found as *joy* and *good* for Hindi *hope*.

We further investigate the suggested ESD feature and show that it is an indicator of cultural similarity. We present a network of languages in Figure 3a based on ESD. Languages are represented as different nodes and color-coded according to the predefined cultural areas in Table 1. To draw edges, we set each language as the target language, and sort other languages according to ESD. When

a language is in the list of top- k closest languages, an edge exists between the two languages.

In Figure 3, we compare two graphs based on different linguistic features. Figure 3a uses ESD to draw edges between languages while Figure 3b uses syntactic distance provided by the URIEL package (Littell et al., 2017). We see that the languages sharing same cultural areas form cohesive clusters in Figure 3a compared to Figure 3b. The portion of edges *within* the cultural areas were 76% of all edges in Figure 3a while it was 59% in Figure 3b. These results indicate that ESD effectively extracts linguistic information that aligns well with the commonly shared perception of cultural groups.

5 Dataset

We apply the proposed features to train a ranking model for two distinctive tasks: multilingual sentiment analysis (SA) and multilingual dependency parsing (DEP). We hypothesize that high-order information such as pragmatics would assist sentiment analysis while it may be insignificant for dependency parsing, where lower-order information such as syntax are relatively stressed. This section reports the dataset used for each task.

Sentiment Analysis As there is no single sentiment analysis dataset covering a wide variety of languages, we collected various review datasets from different sources. All samples are labeled as either positive or negative. In case of datasets rated with scores ranging from 1 to 5, we mapped 1–2 to negative and 4–5 to positive. We settled on a dataset consisting 16 languages categorized into five distinct cultural groups: *Western Europe*, *Eastern Europe*, *East Asia*, *South Asia*, *Middle*

⁹Emotion vectors visualization demo can be found from https://bit.ly/emotion_vecs.

Cultural Area	Languages	Domain	Size
West Europe	German	product	56333
	French	product	20771
	English	restaurant	1472
	Spanish	restaurant	1396
	Dutch	restaurant	1089
East Europe	Russian	restaurant	2289
	Czech	movie	54540
	Polish	product	26284
East Asia	Chinese	electronics	2333
	Korean	movie	18000
	Japanese	product	21095
South Asia	Hindi	product	2707
	Tamil	movie	417
Middle East	Arabic	hotel	4111
	Persian	product	3904
	Turkish	restaurant	907

Table 1: Data statistics for the sentiment analysis task. Datasets are reviews of different domains and of different sizes. We divided 16 languages into five cultural groups based on cultural similarities.

East. Table 1 summarizes data in different groups with their size and domain.

Since the data came from heterogeneous sources¹⁰, each languages’ dataset varied in size and domain: sizes ranging from 417 (Tamil) to 625918 (German), and domains including hotel, restaurant, product, and movie reviews. To alleviate the size disparity between languages, we randomly took the subset of datasets with size larger than 100K (Japanese, German, French, Korean) while preserving their label distribution.

Dependency Parsing In order to compare the effectiveness of the proposed features on syntax-focused tasks, we selected datasets of the same set of 16 languages from Universal Dependencies v2.2 (Nivre et al., 2018).

6 Evaluation Setup

In this section, we describe the cross-lingual models used in each of the two tasks and the transfer language ranking model with its evaluation metric.

SA Cross-lingual model We performed supervised fine-tuning of multilingual BERT (mBERT) (Devlin et al., 2019) for the sentiment analysis

task, as it showed strong results in various text classification tasks in cross-lingual settings (Sun et al., 2019; Xu et al., 2019; Li et al., 2019). mBERT is a multilingual extension of BERT pre-trained with 104 different languages, including the 16 languages we used throughout our experiment. The model is shown to be highly effective in cross-lingual transfer even between languages using different scripts (K et al., 2019; Pires et al., 2019). We used a concatenation of mean and max pooling of the representations from mBERT’s penultimate layer, as it outperformed the standard practice of using the [CLS] token. The concatenated representation was passed to a fully connected layer for prediction. The performance measure is the macro F1 score on the held-out test set. To extract optimal transfer rankings, we conducted zero-shot transfer with mBERT: fine-tuned mBERT on transfer language data and tested it on target language data.

DEP Cross-lingual model For dependency parsing, we adopted the setting from Ahmad et al. (2018), performing cross-lingual zero-shot transfer on the same set of languages as the sentiment analysis task. We trained deep biaffine attentional graph-based models (Dozat and Manning, 2016), which achieved state-of-the-art performance in dependency parsing for many languages. To cope with multilingual vocabulary, we adopted an offline embedding method (Smith et al., 2017) that maps pretrained word embeddings of different languages into the same space. The performance was evaluated using labeled attachment scores (LAS).

Ranking model For the transfer language ranking model, we used Gradient boosted decision trees (Ke et al., 2017) trained with LambdaRank (Burgess et al., 2007), which is one of the state-of-the-art models for ranking tasks. As in prior work, we optimized normalized discounted cumulative gain (NDCG) to train the model (Järvelin and Kekäläinen, 2002).

Evaluation metric We evaluate the ranking models’ performance with two standard metrics designed for ranking problems: Mean Average Precision (MAP) and NDCG. MAP is computed by averaging the precision at each relevant item (AP), and averaging all AP scores for multiple ranking tasks. We set relevant items as the top-3 languages in terms of zero-shot performance following Lin et al. (2019). NDCG enables more

¹⁰A detailed list is provided in Appendix A.1

fine-grained grading considering ranking positions rather than assuming a binary concept of relevance/irrelevance. Here, we use NDCG@3 as the evaluation metric. We report the model’s average test performance using leave-one-out cross-validation.

7 Experiments

We investigate the performance of the ranking model with the proposed features over two distinct downstream tasks: Sentiment Analysis (SA) and Dependency Parsing (DEP).

7.1 Baseline

Lin et al. (2019) We briefly describe the 13 features used in Lin et al. (2019) to train the ranking model. The dataset size in transfer language (`tf_size`), target language (`tg_size`), and the ratio between the two (`ratio_size`) are included. Type-token-ratio (TTR) is a measure of lexical diversity, defined by the ratio between number of unique words and number of tokens. `word_overlap` measures lexical similarity between a pair of languages. Other features are various types of distance between a pair of languages queried from the URIEL package (Littell et al., 2017): geographic (`geo`), genetic (`gen`), inventory (`inv`), syntactic (`syn`), phonological (`phon`) and featural (`feat`), adopted from linguistic databases such as WALS (Dryer and Haspelmath, 2013), Glottolog (Hammarström et al., 2020), and PHOIBLE (Moran and McCloy, 2019).

Lin et al. (2019)-TTR Prior work suggests that type-to-token ratio (TTR) encodes a significant amount of cultural information (Richards, 1987). Therefore, to examine the cultural information contained by each pragmatically-inspired feature and their contribution to performance more precisely, we exclude TTR from the 13 features introduced in Lin et al. (2019) and set it as another baseline.

7.2 Individual Feature Contribution

We added three pragmatically-inspired features one-by-one on top of Lin et al. (2019)-TTR baseline, as shown in Table 2. We also compare these results with the baseline and baseline plus all three pragmatically-inspired features (ALL).

The results show that adding individual pragmatically-inspired feature always improved

	SA		DEP	
	MAP	NDCG	MAP	NDCG
Lin et al. (2019) – TTR	55.6	84.8	46.2	82.3
+ LCR	50.4	86.5	43.8	80.9
+ LTQ	55.6	86.6	45.1	81.9
+ ESD	53.8	84.9	44.4	80.8
Lin et al. (2019)	53.5	86.5	46.5	82.2
Lin et al. (2019) + ALL	57.3	90.9	43.4	80.5

Table 2: Evaluation results on sentiment analysis and dependency parsing. When the proposed features are applied to the baseline, the performance improves for sentiment analysis (SA), but not for dependency parsing (DEP).

the baseline either in MAP or NDCG for sentiment analysis. In contrast, for dependency parsing, pragmatically-inspired features degraded performance in most cases. In particular, when TTR was excluded from the baseline, a slight improvement in performance was observed. The contrasting results indicate that the pragmatic features capture additional information that help sentiment analysis but disturb tasks distant from pragmatics, exemplified as DEP in our case.

7.3 Group-wise Contribution

As shown in the previous experiment, the same pragmatic information can be helpful to different extents depending on the downstream task. We further investigate what kind of information aids each task by conducting group-wise comparisons. To this end, we group the features into five categories: Data-specific, Typology, Geography, Orthography, and Pragmatic. Data-specific features include `tf_size`, `tg_size`, and `ratio_size`. Typological features include `geo`, `syn`, `feat`, `phon`, `inv` distances. Geographic features include `geo` distance in isolation. Orthographic feature is the `word_overlap` between languages. Finally, the Pragmatic group consists of TTR and the three proposed features, LCR, LTQ, and ESD.

Table 3 reports the performance of models trained with respective feature category. Interestingly, two tasks showed significantly different distributions; SA had the best performance with the Pragmatic group, and DEP had it with the Typology group. This again confirms that features indicating the cross-lingual transferability can be different depending on the target task. More surprisingly in SA, using Pragmatic features performed comparably to using all features reported in Ta-

	SA		DEP	
	MAP	NDCG	MAP	NDCG
Data-specific	50.7	85.4	15.6	55.0
Typology	17.4	60.7	39.2	79.8
Geography	5.7	55.0	9.7	65.1
Orthography	19.3	56.6	21.4	60.5
Pragmatic	58.7	88.0	23.6	71.8

Table 3: Evaluation results of feature groups. Pragmatic group played the most important role for sentiment analysis. In case of dependency parsing, typological features were the most important.

ble 2 as Lin et al. (2019) + ALL.

8 Analysis

Improvement in performance of the ranking model on sentiment analysis showed that the proposed features provide meaningful information. In this section, we provide a qualitative analysis with an example ranking prediction and show how the feature is related to the geographical distance.

8.1 Controlled experiment

The performance of cross-lingual transfer depends not only on the cultural similarity between transfer and target languages but also on other factors, including dataset size and label distribution. To better understand the importance of cultural similarity in sentiment analysis, we conduct a controlled experiment; we fixed the dataset size and label distribution for all languages, and extracted the optimal transferability rankings. Note that all data were down-sampled to match the size and label distribution of the second smallest Turkish dataset.¹¹ The rankings of the controlled experiment were then used to train two ranking models with different features: 13 features from Lin et al. (2019) and the proposed 3 pragmatic features.

Table 4 shows the relative ranking of predicted and optimal rankings when the target language is Turkish. When Turkish is the target, Arabic, Japanese, and Korean are a particularly interesting subset of transfer languages. Korean and Japanese are similar both typologically and culturally. Turkish and Korean are typologically very similar, yet in cultural terms, Turkish is more similar to Arabic. Therefore, we specifically focus on how the predicted ranking of these three languages differ

¹¹The performance of the smallest language (Tamil; 417 samples) was significantly low.

	Lin et al. (2019)	Pragmatic	Optimal
1	jpn	ara	ara
2	ara	jpn	kor
3	kor	kor	jpn

Table 4: Relative ranking of the transfer languages Arabic, Japanese and Korean when target language is Turkish.

according to the features used to represent the language pair.

In the controlled setting, the relative optimal ranking of the three languages is Arabic, followed by Korean and Japanese. The optimal ranking indicates the important role of cultural resemblance, considering the rich historical relationship shared between Arabic- and Turkish-speaking communities. The model with pragmatic features was able to choose Arabic as the best transfer language, suggesting that imposed cultural similarity information from the features helped the ranking model learn the cultural tie between the two languages. On the other hand, the baseline model of Lin et al. (2019) ranked Japanese the highest (over Arabic), possibly because these features focus on typological similarity over cultural similarity.

8.2 Correlation with Geographical Distance

Regarding the cluster of languages in Figure 3a, some might suspect that geographic distance (geo) might be able to substitute the suggested pragmatic features. For instance, Korean and Japanese were the most relevant languages for Chinese in Figure 3a, which can also be explained by geographical proximity. Do our features add additional pragmatic information, or can they be subsumed by geographical distance?

To verify this speculation, we evaluate Pearson’s correlation coefficient between the pragmatic features and geographical distance. The most correlated feature, ESD, had a positive correlation ($r = 0.4$) with geographic distance. The least correlated feature was LCR-verb ($r = 0.027$). LTQ and LCR-pron correlated by -0.31 and 0.17, respectively. These results suggest that the pragmatic features contain extra information that cannot be entirely subsumed by geographic distance.

9 Related Work

Auxiliary Language Selection in Multilingual tasks There has been active work on leveraging multiple languages to improve cross-lingual systems (Neubig and Hu, 2018; Ammar et al., 2016). Adapting auxiliary language datasets to the target language task can be practiced through either language-selection or data-selection. Previous work on language-selection mostly relied on leveraging syntactic or semantic resemblance between languages (e.g., ngram overlap) to choose the best transfer languages (Zoph et al., 2016; Wang and Neubig, 2019). Meanwhile, work on data-selection finds applicable samples in transfer languages that enhance performance in the target language task (Wang and Neubig, 2019; Do and Gaspers, 2019), motivated by previous studies in domain adaptation (Ruder and Plank, 2017; Plank and van Noord, 2011). Our approach is an extension to the former, language-level selection, but focused on pragmatic similarity, which has been left unexplored by previous studies.

Cross-lingual Sentiment Classification Cross-lingual sentiment classification (CLSC) has been studied primarily in the low-resource settings. Traditional methods in CLSC often rely on machine translation systems (Wan, 2009) or bilingual resources (Barnes et al., 2018) to transfer resources from high to low resource languages. Approaches such as Chen et al. (2018) attempt to eliminate this need by introducing an adversarial network that promotes language-invariant features. Recent works on multilingual pretrained language models have facilitated seamless transfer by providing a universal vocabulary that supports more than a hundred languages (Devlin et al., 2019; Lample and Conneau, 2019). Many subsequent studies have examined the cross-lingual ability of these models (Wu and Dredze, 2019; Pires et al., 2019; K et al., 2019). Still, our work is the first to focus on aiding knowledge transfer in CLSC by operationalizing pragmatic knowledge.

10 Conclusion

In this work, we propose three pragmatically-inspired features that can help determine the optimal transfer languages: language context-level ratio, literal translation quality, and emotion semantic distance. Our features aim to capture linguistic patterns that indicate cultural similarities be-

tween languages, and analyses confirm that they correlate well with the existing literature. Experimental results show that appending these features to a transfer language ranking model can significantly improve performance in sentiment analysis, while not as much in dependency parsing. These results suggest the importance of pragmatic information for sentiment-involved tasks, and we expect to see even greater performance gain with more pragmatically-driven tasks such as hate speech detection and sarcasm identification. We leave this exploration for future work.

References

- Željko Agić, Anders Johannsen, Barbara Plank, Héctor Martínez Alonso, Natalie Schluter, and Anders Søgaard. 2016. Multilingual projection for parsing truly low-resource languages. *Transactions of the Association for Computational Linguistics*, 4:301–312.
- Wasi Uddin Ahmad, Zhisong Zhang, Xuezhe Ma, Eduard H. Hovy, Kai-Wei Chang, and Nanyun Peng. 2018. Near or far, wide range zero-shot cross-lingual dependency parsing. *CoRR*, abs/1811.00570.
- Waleed Ammar, George Mulcaire, Miguel Ballesteros, Chris Dyer, and Noah A. Smith. 2016. Many languages, one parser. *Transactions of the Association for Computational Linguistics*, 4:431–444.
- Jeremy Barnes, Roman Klinger, and Sabine Schulte im Walde. 2018. Bilingual sentiment embeddings: Joint projection of sentiment across languages. In *Proceedings of the 56th Annual Meeting of the Association for Computational Linguistics (Volume 1: Long Papers)*, pages 2483–2493, Melbourne, Australia. Association for Computational Linguistics.
- Christopher J. Burges, Robert Ragno, and Quoc V. Le. 2007. Learning to rank with nonsmooth cost functions. In B. Schölkopf, J. C. Platt, and T. Hoffman, editors, *Advances in Neural Information Processing Systems 19*, pages 193–200. MIT Press.
- Rafael Monroy Casas and JM Hernández Campoy. 1995. A sociolinguistic approach to the study of idioms: Some anthropological sketches. *Cuadernos de Filología inglesa*, 4.
- Xilun Chen, Yu Sun, Ben Athiwaratkun, Claire Cardie, and Kilian Weinberger. 2018. Adversarial deep averaging networks for cross-lingual sentiment classification. *Transactions of the Association for Computational Linguistics*, 6:557–570.
- Béatrice Daille. 1994. *Approche mixte pour l'extraction automatique de terminologie: statistiques lexicales et filtres linguistiques*. Ph.D. thesis, Ph. D. thesis, Université Paris 7.

- Amit Das and Mark Hasegawa-Johnson. 2015. Cross-lingual transfer learning during supervised training in low resource scenarios. In *Sixteenth Annual Conference of the International Speech Communication Association*.
- Jacob Devlin, Ming-Wei Chang, Kenton Lee, and Kristina Toutanova. 2019. [BERT: Pre-training of deep bidirectional transformers for language understanding](#). In *Proceedings of the 2019 Conference of the North American Chapter of the Association for Computational Linguistics: Human Language Technologies, Volume 1 (Long and Short Papers)*, pages 4171–4186, Minneapolis, Minnesota. Association for Computational Linguistics.
- Quynh Do and Judith Gaspers. 2019. [Cross-lingual transfer learning with data selection for large-scale spoken language understanding](#). In *Proceedings of the 2019 Conference on Empirical Methods in Natural Language Processing and the 9th International Joint Conference on Natural Language Processing (EMNLP-IJCNLP)*, pages 1455–1460, Hong Kong, China. Association for Computational Linguistics.
- Timothy Dozat and Christopher D. Manning. 2016. [Deep biaffine attention for neural dependency parsing](#). *CoRR*, abs/1611.01734.
- Matthew S. Dryer and Martin Haspelmath, editors. 2013. [WALS Online](#). Max Planck Institute for Evolutionary Anthropology, Leipzig.
- Dirk Goldhahn, Thomas Eckart, and Uwe Quasthoff. 2012. [Building large monolingual dictionaries at the leipzig corpora collection: From 100 to 200 languages](#). In *Proceedings of the Eighth International Conference on Language Resources and Evaluation (LREC’12)*, pages 759–765, Istanbul, Turkey. European Language Resources Association (ELRA).
- Edward Twitchell Hall. 1989. *Beyond culture*. Anchor.
- Harald Hammarström, Robert Forkel, Martin Haspelmath, and Sebastian Bank. 2020. [Glottolog 4.2.1](#). Max Planck Institute for the Science of Human History.
- Joshua Conrad Jackson, Joseph Watts, Teague R. Henry, Johann-Mattis List, Robert Forkel, Peter J. Mucha, Simon J. Greenhill, Russell D. Gray, and Kristen A. Lindquist. 2019. [Emotion semantics show both cultural variation and universal structure](#). *Science*, 366(6472):1517–1522.
- Kalervo Järvelin and Jaana Kekäläinen. 2002. Cumulated gain-based evaluation of ir techniques. *ACM Transactions on Information Systems (TOIS)*, 20(4):422–446.
- Melvin Johnson, Mike Schuster, Quoc V. Le, Maxim Krikun, Yonghui Wu, Zhifeng Chen, Nikhil Thorat, Fernanda Viégas, Martin Wattenberg, Greg Corrado, Macduff Hughes, and Jeffrey Dean. 2017. [Google’s multilingual neural machine translation system: Enabling zero-shot translation](#). *Transactions of the Association for Computational Linguistics*, 5:339–351.
- Karthikeyan K, Zihan Wang, Stephen Mayhew, and Dan Roth. 2019. [Cross-lingual ability of multilingual bert: An empirical study](#).
- Jihen Karoui, Farah Benamara, Véronique Moriceau, Viviana Patti, Cristina Bosco, and Nathalie Aussenac-Gilles. 2017. [Exploring the impact of pragmatic phenomena on irony detection in tweets: A multilingual corpus study](#). In *Proceedings of the 15th Conference of the European Chapter of the Association for Computational Linguistics: Volume 1, Long Papers*, pages 262–272, Valencia, Spain. Association for Computational Linguistics.
- Guolin Ke, Qi Meng, Thomas Finley, Taifeng Wang, Wei Chen, Weidong Ma, Qiwei Ye, and Tie-Yan Liu. 2017. [Lightgbm: A highly efficient gradient boosting decision tree](#). In I. Guyon, U. V. Luxburg, S. Bengio, H. Wallach, R. Fergus, S. Vishwanathan, and R. Garnett, editors, *Advances in Neural Information Processing Systems 30*, pages 3146–3154. Curran Associates, Inc.
- Guillaume Lample and Alexis Conneau. 2019. Cross-lingual language model pretraining. *Advances in Neural Information Processing Systems (NeurIPS)*.
- Guillaume Lample, Alexis Conneau, Marc’Aurelio Ranzato, Ludovic Denoyer, and Hervé Jégou. 2018. [Word translation without parallel data](#). In *International Conference on Learning Representations*.
- Xin Li, Lidong Bing, Wenxuan Zhang, and Wai Lam. 2019. [Exploiting BERT for end-to-end aspect-based sentiment analysis](#). In *Proceedings of the 5th Workshop on Noisy User-generated Text (W-NUT 2019)*, pages 34–41, Hong Kong, China. Association for Computational Linguistics.
- Yu-Hsiang Lin, Chian-Yu Chen, Jean Lee, Zirui Li, Yuyan Zhang, Mengzhou Xia, Shruti Rijhwani, Junxian He, Zhisong Zhang, Xuezhe Ma, Antonios Anastasopoulos, Patrick Littell, and Graham Neubig. 2019. [Choosing transfer languages for cross-lingual learning](#). In *Proceedings of the 57th Annual Meeting of the Association for Computational Linguistics*, pages 3125–3135, Florence, Italy. Association for Computational Linguistics.
- Patrick Littell, David R. Mortensen, Ke Lin, Katherine Kairis, Carlisle Turner, and Lori Levin. 2017. [URIEL and lang2vec: Representing languages as typological, geographical, and phylogenetic vectors](#). In *Proceedings of the 15th Conference of the European Chapter of the Association for Computational Linguistics: Volume 2, Short Papers*, pages 8–14, Valencia, Spain. Association for Computational Linguistics.
- Saif M Mohammad, Mohammad Salameh, and Svetlana Kiritchenko. 2016. How translation alters sentiment. *Journal of Artificial Intelligence Research*, 55:95–130.

- Steven Moran and Daniel McCloy, editors. 2019. *PHOIBLE 2.0*. Max Planck Institute for the Science of Human History, Jena.
- Korac-Kakabadse Nada, Kouzmin Alexander, Korac-Kakabadse Andrew, and Savery Lawson. 2001. [Low-and high-context communication patterns: towards mapping cross-cultural encounters](#). 8(2):3–24.
- Graham Neubig and Junjie Hu. 2018. [Rapid adaptation of neural machine translation to new languages](#). In *Proceedings of the 2018 Conference on Empirical Methods in Natural Language Processing*, pages 875–880, Brussels, Belgium. Association for Computational Linguistics.
- Joakim Nivre, Mitchell Abrams, Agić, and et al. 2018. [Universal dependencies 2.2](#). LINDAT/CLARIAH-CZ digital library at the Institute of Formal and Applied Linguistics (ÚFAL), Faculty of Mathematics and Physics, Charles University.
- Ulrike Oster. 2019. Cross-cultural semantic and pragmatic profiling of emotion words, regulation and expression of anger in spanish and german. *Current Approaches to Metaphor Analysis in Discourse*, 39:35.
- Michael Paul, Hirofumi Yamamoto, Eiichiro Sumita, and Satoshi Nakamura. 2009. [On the importance of pivot language selection for statistical machine translation](#). In *Proceedings of Human Language Technologies: The 2009 Annual Conference of the North American Chapter of the Association for Computational Linguistics, Companion Volume: Short Papers*, pages 221–224, Boulder, Colorado. Association for Computational Linguistics.
- Telmo Pires, Eva Schlinger, and Dan Garrette. 2019. How multilingual is multilingual bert? In *ACL*.
- Barbara Plank and Gertjan van Noord. 2011. [Effective measures of domain similarity for parsing](#). In *Proceedings of the 49th Annual Meeting of the Association for Computational Linguistics: Human Language Technologies*, pages 1566–1576, Portland, Oregon, USA. Association for Computational Linguistics.
- Edoardo Maria Ponti, Roi Reichart, Anna Korhonen, and Ivan Vulić. 2018. [Isomorphic transfer of syntactic structures in cross-lingual NLP](#). In *Proceedings of the 56th Annual Meeting of the Association for Computational Linguistics (Volume 1: Long Papers)*, pages 1531–1542, Melbourne, Australia. Association for Computational Linguistics.
- Peter Prettenhofer and Benno Stein. 2010. [Cross-language text classification using structural correspondence learning](#). In *Proceedings of the 48th Annual Meeting of the Association for Computational Linguistics*, pages 1118–1127, Uppsala, Sweden. Association for Computational Linguistics.
- Ye Qi, Devendra Sachan, Matthieu Felix, Sarguna Padmanabhan, and Graham Neubig. 2018. [When and why are pre-trained word embeddings useful for neural machine translation?](#) In *Proceedings of the 2018 Conference of the North American Chapter of the Association for Computational Linguistics: Human Language Technologies, Volume 2 (Short Papers)*, pages 529–535, New Orleans, Louisiana. Association for Computational Linguistics.
- Brian Richards. 1987. Type/token ratios: What do they really tell us? *Journal of child language*, 14(2):201–209.
- Sebastian Ruder and Barbara Plank. 2017. [Learning to select data for transfer learning with Bayesian optimization](#). In *Proceedings of the 2017 Conference on Empirical Methods in Natural Language Processing*, pages 372–382, Copenhagen, Denmark. Association for Computational Linguistics.
- Tal Schuster, Ori Ram, Regina Barzilay, and Amir Globerson. 2019. [Cross-lingual alignment of contextual word embeddings, with applications to zero-shot dependency parsing](#). In *Proceedings of the 2019 Conference of the North American Chapter of the Association for Computational Linguistics: Human Language Technologies, Volume 1 (Long and Short Papers)*, pages 1599–1613, Minneapolis, Minnesota. Association for Computational Linguistics.
- Bernard J. Siegel. 1977. [Encyclopedia of anthropology](#). david e. hunter and phillip whitten, eds. new york. *American Anthropologist*, 79(2):452–454.
- Laura Smith, Salvatore Giorgi, Rishi Solanki, Johannes Eichstaedt, H Andrew Schwartz, Muhammad Abdul-Mageed, Anneke Buffone, and Lyle Ungar. 2016. Does ‘well-being’ translate on twitter? In *Proceedings of the 2016 Conference on Empirical Methods in Natural Language Processing*, pages 2042–2047.
- Samuel L. Smith, David H. P. Turban, Steven Hamblin, and Nils Y. Hammerla. 2017. [Offline bilingual word vectors, orthogonal transformations and the inverted softmax](#). In *5th International Conference on Learning Representations, ICLR 2017, Toulon, France, April 24-26, 2017, Conference Track Proceedings*. OpenReview.net.
- Chi Sun, Xipeng Qiu, Yige Xu, and Xuanjing Huang. 2019. How to fine-tune bert for text classification? In *Chinese Computational Linguistics*, pages 194–206, Cham. Springer International Publishing.
- Yulia Tsvetkov and Shuly Wintner. 2010. [Extraction of multi-word expressions from small parallel corpora](#). In *Coling 2010: Posters*, pages 1256–1264, Beijing, China. Coling 2010 Organizing Committee.
- Jelena Vulanović. 2014. Cultural markedness and strategies for translating idiomatic expressions in the epic poem “the mountain wreath” into english. *Mediterranean Journal of Social Sciences*, 5(13):210.

- Xiaojun Wan. 2009. [Co-training for cross-lingual sentiment classification](#). In *Proceedings of the Joint Conference of the 47th Annual Meeting of the ACL and the 4th International Joint Conference on Natural Language Processing of the AFNLP*, pages 235–243, Suntec, Singapore. Association for Computational Linguistics.
- Xinyi Wang and Graham Neubig. 2019. [Target conditioned sampling: Optimizing data selection for multilingual neural machine translation](#). In *Proceedings of the 57th Annual Meeting of the Association for Computational Linguistics*, pages 5823–5828, Florence, Italy. Association for Computational Linguistics.
- Xinyi Wang, Yulia Tsvetkov, and Graham Neubig. 2020. Balancing training for multilingual neural machine translation. In *Proceedings of the 58th Annual Meeting of the Association for Computational Linguistics*.
- Shijie Wu and Mark Dredze. 2019. [Beto, bentz, becas: The surprising cross-lingual effectiveness of BERT](#). In *Proceedings of the 2019 Conference on Empirical Methods in Natural Language Processing and the 9th International Joint Conference on Natural Language Processing (EMNLP-IJCNLP)*, pages 833–844, Hong Kong, China. Association for Computational Linguistics.
- Hu Xu, Bing Liu, Lei Shu, and Philip Yu. 2019. [BERT post-training for review reading comprehension and aspect-based sentiment analysis](#). In *Proceedings of the 2019 Conference of the North American Chapter of the Association for Computational Linguistics: Human Language Technologies, Volume 1 (Long and Short Papers)*, pages 2324–2335, Minneapolis, Minnesota. Association for Computational Linguistics.
- Xinjie Zhou, Xiaojun Wan, and Jianguo Xiao. 2016. [Cross-lingual sentiment classification with bilingual document representation learning](#). In *Proceedings of the 54th Annual Meeting of the Association for Computational Linguistics (Volume 1: Long Papers)*, pages 1403–1412, Berlin, Germany. Association for Computational Linguistics.
- Barret Zoph, Deniz Yuret, Jonathan May, and Kevin Knight. 2016. [Transfer learning for low-resource neural machine translation](#). In *Proceedings of the 2016 Conference on Empirical Methods in Natural Language Processing*, pages 1568–1575, Austin, Texas. Association for Computational Linguistics.

A Supplemental Material

A.1 Dataset for Sentiment Analysis

Dataset	Languages	Domain	Size	POS/NEG
SemEval-2016 Aspect Based Sentiment Analysis ¹²	Chinese	electronics	2333	1.53
	Arabic	hotel	4111	1.54
	English	restaurant	1472	2.14
	Dutch	restaurant	1089	1.43
	Spanish	restaurant	1396	2.82
	Russian	restaurant	2289	3.81
	Turkish	restaurant	907	1.32
SentiPers ¹³	Persian	product	3904	1.8
Amazon Customer Reviews	French	product	20771	8.0
	German	product	56333	6.56
	Japanese	product	21095	8.05
CSFD CZ ¹⁴	Czech	movie	54540	1.04
Naver Sentiment Movie Corpus ¹⁵	Korean	movie	18000	1.0
Tamil Movie Review Dataset ¹⁶	Tamil	movie	417	0.48
PolEval 2017 ¹⁷	Polish	product	26284	1.38
Aspect based Sentiment Analysis ¹⁸	Hindi	product	2707	3.22

Table 5: Datasets for sentiment analysis.

¹²<http://alt.qcri.org/semeval2016/task5/>

¹³<https://arxiv.org/ftp/arxiv/papers/1801/1801.07737.pdf>

¹⁴<http://nlp.kiv.zcu.cz/research/sentiment>

¹⁵<https://github.com/e9t/nsmc>

¹⁶<https://www.kaggle.com/sudalairajkumar/tamil-nlp>

¹⁷<http://clip.ipipan.waw.pl/PolEval?action=AttachFile&do=view&target=poleval-2017-task-1ab-gold-2.0-tei.tar.gz>

¹⁸http://www.lrec-conf.org/proceedings/lrec2016/pdf/698_Paper.pdf

A.2 List of POS Taggers and Monolingual corpus

Language	POS Tagger	Tokenizer
Arabic	RDR POS Tagger ¹⁹	PyArabic ²⁰
Chinese	Jieba ²¹	Jieba
Danish	RDR POS Tagger	NLTK
Dutch	RDR POS Tagger	NLTK
Greek	RDR POS Tagger	NLTK
English	RDR POS Tagger	NLTK
French	RDR POS Tagger	NLTK
German	RDR POS Tagger	NLTK
Hindi	RDR POS Tagger	NLTK
Japanese	Kytea ²²	Kytea
Korean	Mecab ²³	Mecab
Persian	RDR POS Tagger	NLTK
Russian	RDR POS Tagger	NLTK
Spanish	RDR POS Tagger	NLTK
Tamil	RDR POS Tagger	NLTK
Turkish	RDR POS Tagger	NLTK

Table 6: List of POS taggers.

¹⁹<https://github.com/datquocnguyen/RDRPOSTagger>

²⁰<https://github.com/linuxscout/pyarabic>

²¹<https://github.com/fxsjy/jieba>

²²<https://github.com/neubig/kytea>

²³<https://github.com/konlpy/konlpy/>