

# Acquisition of Channel State Information for mmWave Massive MIMO: Traditional and Machine Learning-based Approaches

Chenhao Qi, Peihao Dong, Wenyan Ma, Hua Zhang, Zaichen Zhang and Geoffrey Ye Li

**Abstract**—The accuracy of available channel state information (CSI) directly affects the performance of millimeter wave (mmWave) communications. In this article, we provide an overview on CSI acquisition including beam training and channel estimation for mmWave massive multiple-input multiple-output systems. The beam training can avoid the estimation of a large-dimension channel matrix while the channel estimation can flexibly exploit advanced signal processing techniques. After discussing the traditional and machine learning-based approaches in this article, we compare different approaches in terms of spectral efficiency, computational complexity, and overhead.

## I. INTRODUCTION

Millimeter wave (mmWave) communications have attracted extensive interests as it can make full use of abundant frequency resources at high frequency band to achieve ultra-high-speed data transmission. The mmWave communication systems are usually equipped with large antenna arrays, known as mmWave massive multiple-input multiple-output (MIMO), to generate highly directional beams and compensate the severe path loss in high frequency band. However, the performance of directional beamforming largely relies on the accuracy of available channel state information (CSI). Compared to the traditional MIMO systems, the CSI acquisition in mmWave massive MIMO systems is more challenging. On one hand, the large antenna arrays form a large-dimension channel matrix, whose estimation consumes more resources, e.g., pilot sequence overhead, sounding beam overhead, and computational complexity. On the other hand, the mmWave massive MIMO typically employs a hybrid beamforming architecture where the radio frequency (RF) chains are much fewer than the antennas. Therefore, we can only obtain a small-dimension signal from the RF chains instead of directly getting a large-dimension signal from the frontend antennas, which makes CSI acquisition much more challenging than usual.

CSI acquisition includes beam training and channel estimation. The beam training sounds the mmWave massive MIMO channel with analog transmit and receive beams to find the beam pairs best fitting for the transmission, which can avoid the estimation of a large-dimension channel matrix. The channel estimation focuses on estimating a large-dimension channel matrix, which flexibly exploits advanced signal processing techniques, such as compressive sensing (CS). Both beam training and channel estimation can exploit machine learning (ML) techniques in addition to the traditional approaches.

In this article, we provide an overview on the CSI acquisition for mmWave massive MIMO. We first discuss the beam training approaches, including beam sweeping, hierarchical beam training, and ML-based beam training. Then we present the channel estimation approaches, including CS-based sparse channel estimation, array signal processing based channel estimation, and ML-based channel estimation. Finally, we compare different approaches in terms of spectral efficiency (SE), computational complexity, and incurred overhead, and identify some future research topics in this area.

## II. CHANNEL MODELING AND CSI ACQUISITION

In this section, we first briefly review the state-of-the-art channel models for mmWave massive MIMO systems, followed by the elaboration on the dedicated transceiver architecture. At the end of this section, we briefly discuss an enhanced-mmWave massive MIMO system with reconfigurable intelligent surface (RIS).

### A. MmWave Massive MIMO Channel Modeling

It has been shown that mmWave massive MIMO channels follow the Saleh-Valenzuela model, which can be further divided into the narrowband model [1] and wideband model [2]. For the narrowband model, the channel matrix is a summation of the product of several transmitting channel steering vectors and receiving channel steering vectors, where each element involved in the summation corresponds to a channel multipath component (MPC). Since most of the non-line-of-sight (NLOS) MPCs are usually much weaker than the line-of-sight (LOS) MPCs, the mmWave MIMO channel is sparse in the angle domain, which only has a small number of significant entries. However, due to the channel power leakage in practice, this sparse property is not ideal, which brings the challenge for the CSI acquisition.

While the narrowband model assumes the same delay for different MPCs, the wideband model further considers the different delays of MPCs. To tackle the frequency-selective fading caused by the multipath delay spread in the wideband channel, orthogonal frequency division multiplexing (OFDM) is typically used to convert a wideband channel into multiple narrowband channels. As an extension of wideband channel model, a practical model in 3GPP TR 38.901 replaces each channel MPC with a channel cluster, which further includes a number of channel rays with some minor angle offsets.

The wideband model in [2] considers spatial and frequency wideband effect, which causes beam squint. This model further includes different delays of the received signals at different

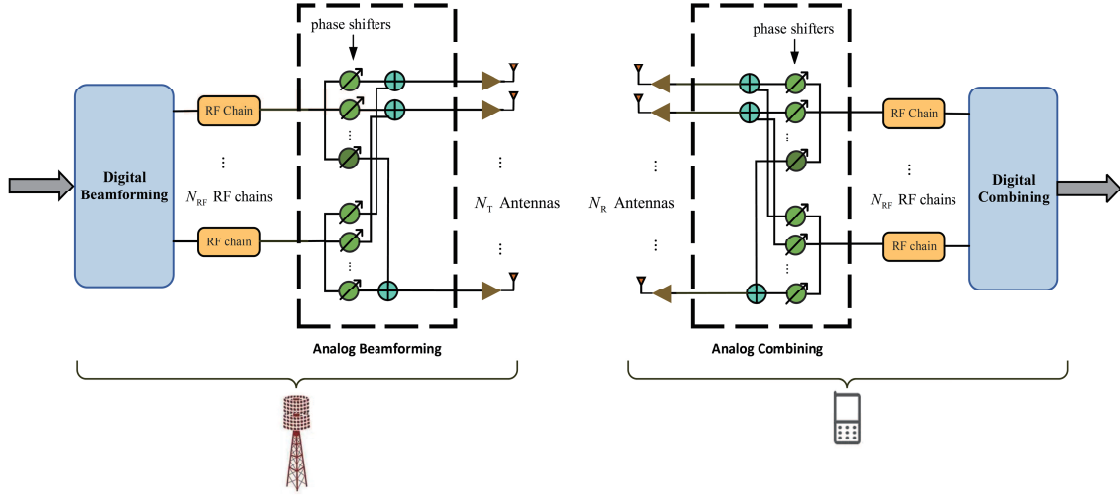


Fig. 1. Hybrid architecture for mmWave MIMO transceiver.

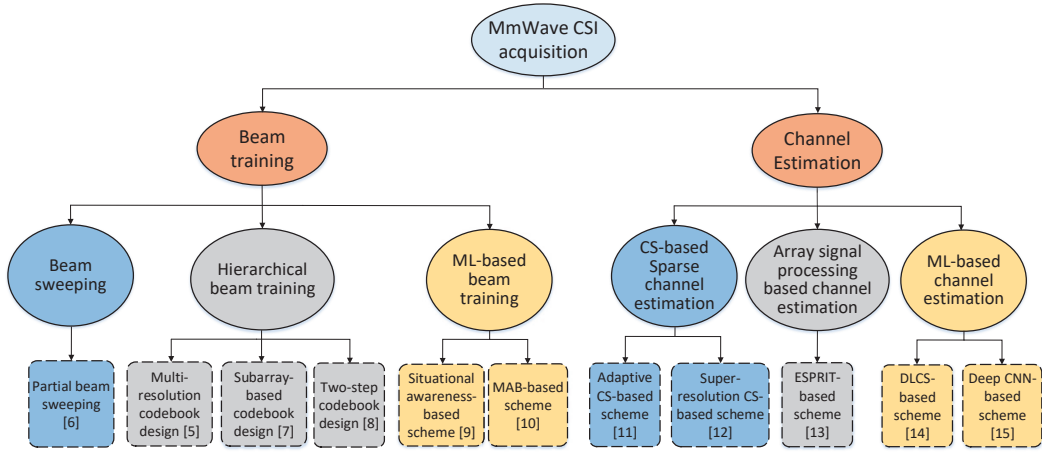


Fig. 2. CSI acquisition for mmWave massive MIMO.

receiving antennas. However, most works neglect the beam squint effect and assume that the received signal contributed by the same MPC has the same delay for different antennas. Sometimes it is necessary to further consider the detailed aspects of the mmWave MIMO channel model so that the designed mmWave system can better match the practical scenarios.

### B. MmWave MIMO Transceiver Architecture

To balance complexity and performance, hybrid architecture, as shown in Fig. 1, is widely used in the mmWave MIMO transceiver, where several antennas share one RF chain and signal processing is partially in digital and partially in analog domains. Properly designed hybrid beamforming and combining, with much lower complexity, can approach the achievable rate performance of fully-digital beamforming [3]. Different from the fully-digital beamforming that needs the same number of RF chains as that of the antennas, hybrid beamforming uses much fewer RF chains than the antennas and substantially reduces the hardware cost. As shown in Fig. 1, hybrid beamforming typically includes analog beamforming and digital beamforming, where the former generates highly directional beams based on large antenna arrays and the latter mitigates the interference among parallel data streams

supported by multiple RF chains. Analog beamforming connects RF chains to antennas by the phase shifters, switches, or electromagnetic lens. There are two different connection modes for the phase shifters: full-connection and partial-connection modes. In the full-connection mode, each RF chain connects to all the antennas while in the partial-connection mode, each RF chain only connects to a subset of antennas and therefore can further reduce the hardware complexity but with some performance degradation. The phase shifters can only change the phases of signals usually with limited resolution. These hardware constraints, limited resolution and constant envelop, bring new challenges on CSI acquisition comparing with other communication systems. We will focus on CSI acquisition for mmWave communications in this article, as shown in Fig. 2.

### C. RIS to Enhance Signal Coverage

Recently, RIS [4] has been proposed to improve signal coverage. The RIS reflects the incident wireless signal by changing its amplitude and phase, which functions similarly as a mirror to reflect the incident light. Therefore, it can help cover the area that the LOS channel path cannot reach, which well compensates for the deficiency of the mmWave MIMO signal that mostly relies on the directional transmission. In

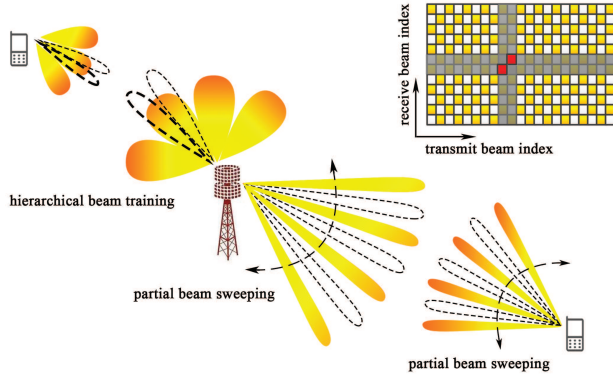


Fig. 3. Illustrations of partial beam sweeping and hierarchical beam training.

dynamic wireless systems, especially vehicular communications, the effective channel link of a mobile vehicle may be suddenly blocked by the buildings or other vehicles. In this context, the RIS can effectively reflect the signal and recover the link. Therefore, the RIS can improve the reliability of the mmWave communications. But different from wireless relays, RIS is generally implemented by low-cost hardware, such as meta-material antennas, positive intrinsic-negative diodes, field effect transistors, and can passively reflect the signal in the RF frontend without any baseband signal processing capabilities. The RIS introduces additional channel links between the transmitter and the RIS as well as those between the RIS and the receiver. As a result, the CSI acquisition in the RIS-assisted mmWave massive MIMO system becomes much more complicated and is different from that in mmWave systems. Since the RIS is a recent emerging technique for mmWave communications, there is no mature channel acquisition technique yet, as we will discuss in Section VI.

### III. BEAM TRAINING

Beam training is a process to find a pair of transmit and receive beams that best align with the strongest MPCs of the mmWave MIMO channel. Sometimes beam training is also called beam alignment. For the mmWave massive MIMO using electromagnetic lens that generally function as a DFT transform from the angle space to the beamspace, beam training is also called beam selection. Codebook-based beam training is a popular and general method [5]. For this method, a codebook is first established at the transmitter or the receiver, and each codeword in the codebook, similar to the channel steering vector, generates a beam. During the beam training, we use a pair of codewords selected from the codebooks at the transmitter and receiver, respectively, to generate a pair of beams and then measure the received signal strength (RSS). The pair of codewords corresponding to the largest RSS is identified as the result of beam training. Therefore, beam training identifying the best transmit and receive beams can avoid the direct estimation of a large-dimension mmWave MIMO channel matrix in the scale of the number of the antennas. For beam training, we only need to estimate a small-dimension equivalent channel matrix in the scale of the number of the RF chains.

#### A. Beam Sweeping

The most straightforward approach of beam training is testing all pairs of codewords to find the best one, which exhaustively selects each pair of codewords one by one and is thus very similar to sweeping different angles in the space. As a result, this approach is called beam sweeping. However, it requires a large overhead and a long training time.

To reduce the overhead of beam sweeping, the scheme in [6] only uses a subset of codewords for the beam sweeping, which is called partial beam sweeping. As shown in Fig. 3, the transmit and receive codewords can form two-dimensional grids, where each grid represents a pair of transmit and receive codewords. The partial beam sweeping divides the beam training into two stages for initial test (INTS) and additional test (ADTS). While the original beam sweeping exhaustively tests all grids in Fig. 3, the partial beam sweeping method only tests half or fewer of all the grids in the stage of INTS. By exploiting the coherence of different grids caused by the mmWave channel power leakage, the neighboring two columns and two rows with the largest average energy are identified, where the two tested grids on the cross of the identified two columns and two rows are predicted as the best codeword pair or best grid. Then the untested grids in the neighbor of the predicted best grid are tested in the ADTS, which only needs a very small training overhead [6]. Furthermore, to break down the constraint that the grid selection in the INTS should be equally spaced, the probabilistic selection can be introduced for the grid selection so that the number of the selected grids in the INTS can be set randomly. Compared with the beam sweeping, the partial beam sweeping can substantially reduce the beam training overhead with a small SE degradation.

#### B. Hierarchical Beam Training

Another approach to reduce the beam training overhead is hierarchical beam training, which uses a fast codeword selection strategy based on a hierarchical codebook [5], [7]. The hierarchical codebook has multiple layers with increasing numbers of codewords from upper to lower layers. That is, the upper layer consists of a small number of low-resolution codewords that generate wide beams and the lower layer has a large number of high-resolution codewords that generate narrow beams with highly directional beam gain [5]. As shown in Fig. 3, the hierarchical beam training usually first tests the mmWave channel with some wide beams generated by low-resolution codewords at the upper layer and then narrows down the beam coverage layer by layer until a best codeword at the bottom layer is obtained. Many research works focus on the codeword design under different hardware constraints, including the limited resolution, constant envelop of phase shifters, and the limited number of RF chains. To design a codeword with wide beam coverage, the simplest scheme is powering off some antennas; but it will consequently reduce the total radiation power and affect the signal coverage. A better scheme is to divide the large antenna array into several subarrays [7], where each subarray generates a beam and we optimize the weighted summation of the subarray beams to approximate the objective beam pattern. To further improve the performance of beam pattern for the generated beams

under the hardware constraints, e.g., reducing the mainlobe fluctuations or enlarging the sidelobe attenuation of the generated beam, we may design ideal codewords in the first step by ignoring the hardware constraints and then generate practical codewords considering the hardware constraints to approximate the ideal codeword by alternative minimization in the second step [8]. To support simultaneous beam training for multiple users and therefore improve the efficiency of multiuser beam training, adaptive hierarchical codebook based on multi-mainlobe codewords can be further considered, where each mainlobe can be pointed at a spatial region that a user may be probably located in. As such, the total training overhead can be substantially reduced.

### C. ML-Based Approaches

Recently, ML has been introduced for the mobile mmWave communications. Since the mmWave beams are highly directional, it is often difficult to align with the strongest channel MPCs. The beam training is even more challenging when the transmitter or receiver moves. By collecting and exploiting the situational awareness information, e.g., the positions and types of the receiver and its neighbors, the mmWave beam training can be formulated as a classification problem, where the ensemble learning methods, such as random forest, can be leveraged to design efficient and robust schemes [9]. To assist the beam training, we may also establish a fingerprint-based database, where a fingerprint corresponds to a pair of transmit and receive beams for a particular position. Then based on a neural network (NN) trained by the fingerprint database, we can predict the candidate beam pairs given the position of the users, which will only incur small beam training overhead to verify the predictions.

Different from the supervised learning that relies on the labeled training dataset, reinforcement learning (RL) enables an agent to learn how to take a good action on the environment aiming at getting the largest rewards from the environment. As a straightforward approach of RL, multi-armed bandit (MAB) can be applied for mmWave beam training. MAB addresses a sequential decision problem that an agent selects an arm with a trade-off between exploitation and exploration to maximize the expected reward. Each pair of transmit and receive beams can be regarded as an arm of the MAB model. Then the beam training can be formulated as the problem of finding a best arm, where various algorithms, e.g., upper confidence bound (UCB), can be applied [10]. Compared to the MAB method, a more sophisticated method is to consider the beam training as a Markov decision process and employ deep Q-network that exploits the benefits of the RL and NN. The work on integrating the advanced RL methods for efficient beam training is currently on the road.

## IV. CHANNEL ESTIMATION

Channel estimation, as the other category of CSI acquisition, aims at accurately estimating the mmWave massive MIMO channels. As shown in Fig. 2, the mainstream channel estimation methods can be divided into three branches, including CS-based sparse channel estimation, array signal processing based channel estimation, and ML-based channel estimation.

### A. CS-based Sparse Channel Estimation

Extensive works on channel measurement and modeling have demonstrated that the scattering environment in mmWave frequencies is sparser than its lower frequency counterpart, such as in sub-6 GHz channel. Therefore, we can exploit the channel sparsity by formulating channel estimation as a sparse recovery problem and apply CS algorithms to solve it. In general, we first obtain the angles of departure (AoDs) or angles of arrival (AoAs) and then estimate the channel gains. For the sparse vector, the locations and values of the non-zero entries indicate the quantized AoDs and AoAs and path gains, respectively. Given the transmit and receive pilots, the channel estimation can be formulated as the sparse recovery. The performance loss caused by the quantization error proves to be minor with a fine-grain enough candidate set for AoDs and AoAs [11]. Due to the channel sparsity, the number of non-zero entries in the sparse vector is much smaller than its dimension, which leverages the adaptive CS algorithm for recovery. To this end, a hierarchical codebook is designed, which can invoke hybrid processing during the pilot transmission and thus yield more efficient beam patterns to capture the non-zero entries in the sparse vector. Then the AoD, AoA, and the gain of each path are iteratively distilled from the residual signal, where the residual signal is then iteratively updated by subtracting the components contributed by the previously estimated paths.

To mitigate the performance loss caused by the quantization error, we may increase the resolution of the AoD/AoA candidate set, which however incurs high complexity for the hardware. To tackle this problem, several super-resolution channel estimation schemes have been developed [12]. Inheriting the formulated sparse recovery problem, the intractable  $l_0$ -norm minimization is equivalently transformed into the minimization of a surrogate function. By resorting to the iterative reweighting method, the equivalent problem is solved with the AoDs and AoAs updated based on gradient descent. If the initialized channel sparse level is set larger than the genuine one, we can find the genuine number of paths by iteratively pruning those false paths. A singular value decomposition based preconditioning can be further used to reduce the computational complexity by properly initializing the AoDs and AoAs.

### B. Array Signal Processing Based Channel Estimation

Array signal processing technique is originally proposed for the AoA estimation in radar system with a large antenna array and can also be applied for mmWave massive MIMO channel estimation. Different from the radar system, the mmWave massive MIMO typically employs a hybrid beamforming architecture where the RF chains are much fewer than the antennas, meaning that we can only obtain a small-dimension signal from the RF chains instead of directly getting a large-dimension signal from the frontend antennas. Compared to the large-dimension mmWave MIMO channel matrix to be estimated, the small-dimension signal from the RF chains is not enough. To avoid the information loss from the large-dimension signal to the small-dimension signal, a straightforward method is to sequentially power off some antennas so



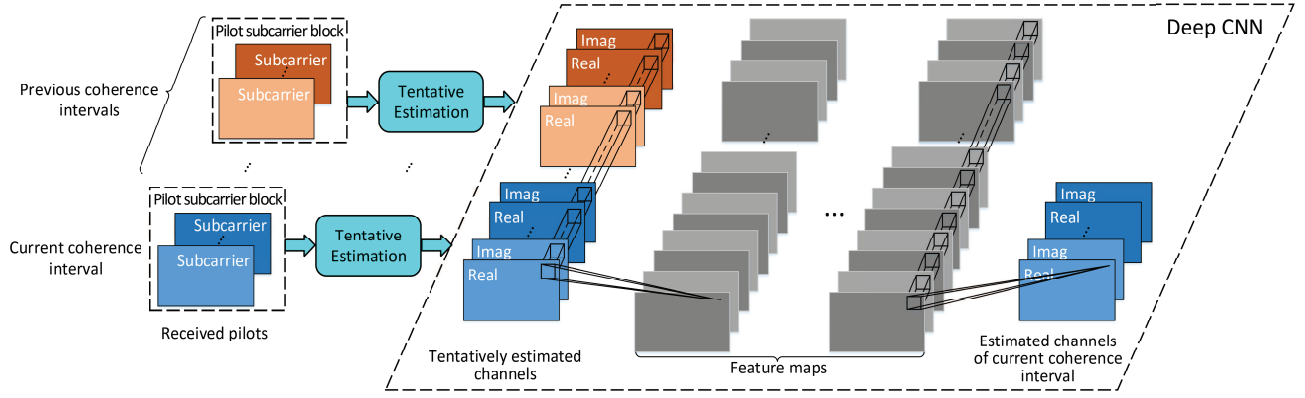


Fig. 4. Framework on deep CNN-based channel estimation.

that the number of RF chains equals that of the antennas, by which we can sequentially estimate a submatrix of the large-dimension mmWave MIMO channel matrix and eventually combine the submatrices together to obtain an estimate of the full channel matrix. Note that powering off antennas will reduce the total radiation power and therefore reduce the signal coverage. A better method is to turn off only one antenna.

To achieve high-resolution estimation of AoAs and AoDs using the well-known *estimating signal parameters via rotational invariance technique* (ESPRIT) method, multiple stages of pilot transmission can be considered [13]. AoAs and AoDs can be first estimated by a two-dimensional ESPRIT scheme and then paired, based on which the channel gain can be estimated by the least squares method. To further reduce the pilot overhead, an one-dimensional ESPRIT and minimum searching-based scheme, which only needs two stages, is proposed, where the AoAs are first estimated and then the AoDs are obtained by searching the minimum value within the identified mainlobe. Besides, hybrid beamforming and combining matrices for the pilot transmission can be designed to yield almost equal received powers for any AoA and AoD so that robust super-resolution channel estimation can be achieved.

### C. ML-Based Solutions

The fast development of ML motivates its application in channel estimation for mmWave massive MIMO. In particular, deep learning (DL) based methods have attracted many interests since they can extract features via multiple layers of neural networks and accelerate the computation dramatically resorting to parallel computing. The deep neural network (DNN) can be trained to estimate the channel parameters including AoAs, AoDs, and channel gains. The non-zero entries of the sparse channel can be obtained simultaneously by a well trained DNN with significantly reduced running time, instead of the sequential greedy search by heuristic sparse recovery algorithms such as orthogonal matching pursuit. Moreover, the DNN can be trained under noisy channel environment with interference, making it robust to various channel conditions. Since the mmWave channel exhibits sparse property in beamspace, the beamspace channel amplitude can be introduced for the training of the DNN [14]. Then based on it, the significant entries in the beamspace channel vector can be predicted, which is more flexible than directly predicting the

positions of nonzero entries, especially when the beamspace channel is not ideally sparse.

To provide accurate channel estimation close to the performance of the ideal minimum mean-squared error estimator, a robust framework on DL-based channel estimation has been proposed for mmWave massive MIMO-OFDM systems [15]. The main idea to achieve this advantage is using the deep convolutional neural network (CNN) to capture the spatial, frequency, and temporal channel correlation simultaneously, which is difficult for the traditional methods. Fig. 4 illustrates the framework of deep CNN-based channel estimation. The received pilots at several adjacent subcarriers, called pilot subcarrier block, in the current coherence interval are first processed by the tentative estimation module. Then the tentatively estimated channels together with those estimated in the previous several coherence intervals are input into the developed deep CNN to obtain the estimated channels at the pilot subcarrier block of the current coherence interval. Through proper design, the CNN is able to capture the channel temporal correlation efficiently with low complexity even without incorporating the long short-term memory architecture. Besides improving the estimation accuracy and saving the running time, the proposed framework also reduces the pilot overhead. Specifically, several successive coherence intervals are grouped as a channel estimation unit, within which the pilot overhead can be reduced gradually at the cost of limited performance loss. The developed CNN-based framework is robust to different propagation scenarios even unseen in the offline training stage and without any prior knowledge of the channel conditions.

## V. PERFORMANCE EVALUATION

We consider a multiuser mmWave massive MIMO system, where a BS equipped with 64 antennas and 4 RF chains serves 3 single-antenna users. The mmWave massive MIMO channels are generated based on the Saleh-Valenzuela model. In Table I, we compare three beam training schemes and three channel estimation schemes.

### A. SE Performance

From Table I, at the low SNR region, partial beam sweeping, the MAB-based scheme, and the deep CNN-based scheme outperform the other three schemes. At SNR = -5 dB,

TABLE I  
COMPARISONS OF DIFFERENT CHANNEL ESTIMATION OR BEAM TRAINING SCHEMES

	Scheme Name	SE in different SNR (dB)					Computational Complexity	Overhead
		-5	0	5	10	15		
Beam Training	Partial beam sweeping [6]	3.46	8.49	13.81	18.82	23.80	small	medium
	Hierarchical beam training [7]	1.53	5.26	10.23	15.07	20.20	small	big
	MAB-based scheme [10]	4.89	9.61	14.37	18.66	22.27	big	depend on convergence speed
Channel Estimation	Adaptive CS-based scheme [11]	1.69	5.32	11.73	17.88	23.32	small	big
	ESPRIT-based scheme [13]	1.09	4.30	11.63	20.27	27.53	medium	small
	Deep CNN-based scheme [15]	2.65	8.05	14.36	20.16	25.41	large	small

the deep CNN-based scheme has 56.8%, 143.1% and 73.2% performance improvement over the adaptive CS-based scheme, ESPRIT-based scheme and hierarchical search-based scheme, respectively; while the partial beam sweeping-based scheme has 104.7%, 217.4% and 126.1% performance improvements over the adaptive CS-based scheme, ESPRIT-based scheme and hierarchical beam training scheme, respectively. Since the narrow beams with large beam gain are used by both the partial beam sweeping and the MAB-based scheme, better anti-noise performance can be achieved. On the contrary, for the hierarchical beam training and adaptive CS-based schemes relying on hierarchical codebooks, wide beams with relatively small beam gain are used at the upper layer, which leads to worse anti-noise performance. The deep CNN-based scheme can train the neural network under predefined noisy condition and can guarantee better anti-noise performance than the other two schemes. At SNR = 15 dB, the ESPRIT-based scheme has 8.3%, 15.7%, 18.0%, 23.6%, and 36.3% performance improvement over the deep CNN-based scheme, the partial beam sweeping scheme, the adaptive CS-based scheme, the MAB-based scheme, and the hierarchical beam training scheme, respectively. Since the ESPRIT-based scheme employs singular value decomposition to achieve super-resolution estimation of the AoA and AoD, it performs the best in the high SNR region and the worst in the low SNR region among all the schemes.

### B. Computational Complexity

We set the parameters of the deep CNN-based scheme as [15], where the number of convolution layers is 10, the side length of the filters used in each layer is 3, the numbers of input feature maps of the first layer and the subsequent 9 layers are 2 and 64, respectively, and the numbers of output feature maps of the first 9 layers and the last layer are 64 and 2, respectively. By setting the number of channel paths and the length of pilot symbols to be 2 and 8, respectively, we can figure out the computational complexities of partial beam sweeping, hierarchical beam training, MAB-based scheme, adaptive CS-based scheme, ESPRIT-based scheme, and deep CNN-based scheme, in the orders of the magnitudes of  $10^2$ ,  $10^2$ ,  $10^5$ ,  $10^2$ ,  $10^4$  and  $10^7$ , respectively. In brief, the deep CNN-based scheme has the largest computational complexity among all the schemes but can be accelerated dramatically via parallel computing.

### C. Overhead Comparison

We assume either a test of a beam pair or transmission of a pilot symbol occupies one time slot in Table I. Note that the numbers of time slots for both the ESPRIT-based scheme and deep CNN-based scheme are independent of the numbers of the antennas, served users, and RF chains. We use 8 time slots for both the ESPRIT-based scheme and deep CNN-based scheme in our simulation. Using the same parameters for the comparisons of computational complexity, the overhead of partial beam sweeping, hierarchical beam training, and adaptive CS-based scheme is 33, 39, and 39 time slots, respectively. Since both the adaptive CS-based scheme and the hierarchical beam training scheme are based on hierarchical codebooks, they have the same overhead, which is larger than that of partial beam sweeping for the small number of antennas at the BS, and vice versa.

## VI. CONCLUSIONS AND OPEN ISSUES

In this article, we have provided an overview on CSI acquisition for mmWave massive MIMO. The in-depth review along with a comprehensive performance comparison demonstrates the promising prospect of mmWave massive MIMO communications from theory to practice. However, there are still some open issues for future research.

### A. CSI Acquisition for Mobile MmWave Massive MIMO

Since the mmWave massive MIMO uses highly directional beams, the CSI acquisition and tracking are critical for reliable communications, especially in the mobile scenario, e.g., vehicular communications. How to efficiently manage the beams or design the channel tracking algorithms in case of channel blockage is an open issue.

### B. CSI Acquisition for RIS-Assisted MmWave Massive MIMO

Although the RIS introduced in Section II can potentially improve the signal coverage of mmWave massive MIMO, it introduces additional channel links. The beam training and channel estimation for RIS-assisted mmWave massive MIMO worth further investigation, especially in the dynamic wireless environment with multiple RISs. The low-cost and passive characteristics of RIS and hardware constraints should be taken into account.

### C. CSI Acquisition Based on RL

RL can interactively learn how to take a good action based on the reward and does not rely on the labeled training dataset, which well matches the mmWave channel with short coherence time. How to effectively integrating RL in CSI acquisition, i.e., conceiving smart beam training strategies or intelligent channel estimation schemes, deserves more studies.

### REFERENCES

- [1] P. Schniter and A. Sayeed, "Channel estimation and precoder design for millimeter-wave communications: The sparse way," *Proc. Asilomar Conf. Signals Syst. Comput.*, Pacific Grove, USA, Nov. 2014, pp. 273–277.
- [2] B. Wang, F. Gao, S. Jin, H. Lin, and G. Y. Li, "Spatial- and frequency-wideband effects in millimeter-wave massive MIMO systems," *IEEE Trans. Signal Process.*, vol. 66, no. 13, pp. 3393–3406, July 2018.
- [3] O. E. Ayach, R. W. Heath, S. Abu-Surra, S. Rajagopal and Z. Pi, "Low complexity precoding for large millimeter wave MIMO systems," *Proc. IEEE Int. Conf. Commun. (ICC)*, Ottawa, Canada, June 2012, pp. 3724–3729.
- [4] S. Hu, F. Rusek, and O. Edfors, "The potential of using large antenna arrays on intelligent surfaces," *Proc. IEEE Veh. Technol. Conf. (VTC Spring)*, Sydney, Australia, June 2017, pp. 1–6.
- [5] S. Noh, M. D. Zoltowski and D. J. Love, "Multi-resolution codebook and adaptive beamforming sequence design for millimeter wave beam alignment," *IEEE Trans. Wireless Commun.*, vol. 16, no. 9, pp. 5689–5701, Sept. 2017.
- [6] X. Sun, C. Qi and G. Y. Li, "Beam training and allocation for multiuser millimeter wave massive MIMO systems," *IEEE Trans. Wireless Commun.*, vol. 18, no. 2, pp. 1041–1053, Feb. 2019.
- [7] Z. Xiao, T. He, P. Xia and X. Xia, "Hierarchical codebook design for beamforming training in millimeter-wave communication," *IEEE Trans. Wireless Commun.*, vol. 15, no. 5, pp. 3380–3392, May 2016.
- [8] K. Chen, C. Qi and G. Y. Li, "Two-step codeword design for millimeter wave massive MIMO systems with quantized phase shifters," *IEEE Trans. Signal Process.*, vol. 68, no. 1, pp. 170–180, Jan. 2020.
- [9] Y. Wang, A. Klautau, M. Ribero, A. C. K. Soong and R. W. Heath, "MmWave vehicular beam selection with situational awareness using machine learning," *IEEE Access*, vol. 7, pp. 87479–87493, 2019.
- [10] M. Hashemi, A. Sabharwal, C. Emre Koksul and N. B. Shroff, "Efficient beam alignment in millimeter wave systems using contextual bandits," *Proc. IEEE Int. Conf. Comput. Commun. (INFOCOM)*, Honolulu, HI, Apr. 2018, pp. 2393–2401.
- [11] A. Alkhateeb, O. E. Ayach, G. Leus, and R. W. Heath, "Channel estimation and hybrid precoding for millimeter wave cellular systems," *IEEE J. Sel. Topics in Signal Process.*, vol. 8, no. 5, pp. 831–846, Oct. 2014.
- [12] C. Hu, L. Dai, T. Mir, Z. Gao and J. Fang, "Super-resolution channel estimation for mmWave massive MIMO with hybrid precoding," *IEEE Trans. Veh. Technol.*, vol. 67, no. 9, pp. 8954–8958, Sep. 2018.
- [13] W. Ma, C. Qi and G. Y. Li, "High-resolution channel estimation for frequency-selective mmWave massive MIMO system," *IEEE Trans. Wireless Commun.*, vol. 19, no. 5, pp. 3517–3529, May 2020.
- [14] W. Ma, C. Qi, Z. Zhang, and J. Cheng, "Sparse channel estimation and hybrid precoding using deep learning for millimeter wave massive MIMO," *IEEE Trans. Commun.*, vol. 68, no. 5, pp. 2838–2849, May 2020.
- [15] P. Dong, H. Zhang, G. Y. Li, I. Gaspar, and N. NaderiAlizadeh, "Deep CNN-based channel estimation for mmWave massive MIMO systems," *IEEE J. Sel. Topics Signal Process.*, vol. 13, no. 5, pp. 989–1000, Sep. 2019.

**Chenhao Qi** is an associate professor with the School of Information Science and Engineering, Southeast University, China. His research interests include intelligent signal processing for wireless communications. He is an Associate Editor for IEEE Transactions on Communications, IEEE Communications Letters, IEEE Open Journal of the Communications Society, IEEE Access and China Communications. He received the IEEE GLOBECOM Best Paper Award in 2019.

**Peihao Dong** is currently pursuing the Ph.D. degree at the NCRL, Southeast University, China. He was a visiting student at the School of ECE, Georgia Institute of Technology, USA. His research interests include mmWave MIMO and intelligent communications.

**Wenyan Ma** is currently pursuing the M.S. degree in Signal and Information Processing, Southeast University. His research interest is mmWave massive MIMO signal processing.

**Hua Zhang** is a professor with the School of Information Science and Engineering, Southeast University. He received the best paper awards of IEEE MAPE in 2013, and IEEE GLOBECOM in 2014. His research interests include massive MIMO and cooperative communications.

**Zaichen Zhang** is a professor and the dean of the School of Information Science and Engineering, Southeast University, China. His research interests include 6G mobile communication systems, optical wireless communications, and quantum information processing.

**Geoffrey Ye Li** is a professor at Georgia Tech. His general research is in signal processing and machine learning for wireless communications. In related areas, he has published over 500 articles with over 40,000 citations and has been listed as a Highly-Cited Researcher by Thomson Reuters almost every year. He won the IEEE ComSoc S. O. Rice Prize Paper Award, Award for Advances in Communication, and Edwin Howard Armstrong Achievement Award, IEEE VTS James Evans Avant Garde Award, Jack Neubauer Memorial Award, IEEE SPS Donald G. Fink Overview Paper Award, and Distinguished ECE Faculty Achievement Award.