

RaSE: Random Subspace Ensemble Classification

Ye Tian

*Department of Statistics
Columbia University
New York, NY 10027, USA*

YE.T@COLUMBIA.EDU

Yang Feng

*Department of Biostatistics, School of Global Public Health
New York University
New York, NY 10003, USA*

YANG.FENG@NYU.EDU

Abstract

We propose a new model-free ensemble classification framework, *Random Subspace Ensemble* (RaSE), for sparse classification. In the RaSE algorithm, we aggregate many weak learners, where each weak learner is a base classifier trained in a subspace optimally selected from a collection of random subspaces. To conduct subspace selection, we propose a new criterion, *ratio information criterion* (RIC), based on weighted Kullback-Leibler divergences. The theoretical analysis includes the risk and Monte-Carlo variance of RaSE classifier, establishing the weak consistency of RIC, and providing an upper bound for the misclassification rate of RaSE classifier. An array of simulations under various models and real-data applications demonstrate the effectiveness of the RaSE classifier in terms of low misclassification rate and accurate feature ranking. The RaSE algorithm is implemented in the R package *RaSEn* on CRAN.

Keywords: Random Subspace Method, Ensemble Classification, Sparsity, Information Criterion, Consistency, Feature Ranking

1. Introduction

Ensemble classification is a very popular framework for carrying out classification tasks, which typically combines results of many weak learners to form the final prediction. It aims at improving both the accuracy and stability of weak classifiers and usually leads to a better performance than the individual weak classifier (Rokach, 2010). Two early examples of ensemble classification are bagging (Breiman, 1996, 1999) and random forest (Breiman, 2001), which focused on decision trees and aimed to improve the performance by bootstrapping training data and/or randomly selecting the splitting dimension in different trees, respectively. Boosting is another example that converts a weak learner which performs only slightly better than random guessing into a strong learner achieving arbitrary accuracy (Freund and Schapire, 1995). Recently, a number of new ensemble ideas appear. Blaser and Fryzlewicz (2016) aggregate decision trees with random rotations to get an ensemble classifier. In particular, it randomly rotates the feature space each time prior to fitting the decision tree. Random rotations make it possible for the tree-based classifier to arrive at oblique solutions, increasing the flexibility of the decision trees. Cannings and Samworth (2017) proposed a novel framework for ensemble classification named random projection ensemble classifier. Each weak learner first randomly projects the original feature space into

a low-dimensional subspace then the base classifier is trained in that new space. The choice of base classifier is flexible and it was shown that random projection ensemble classifier performs competitively and has desirable theoretical properties.

Another example of ensemble classification is the random subspace method, which was firstly studied in the context of decision trees (Ho, 1998). As the name suggests, it randomly selects the feature subset and grows each tree within the chosen subspace. A similar idea is used in random forest when we restrict the splitting of each tree to a subset of features. Random subspace method is closely related to other aggregation-based approaches including the bootstrap procedure for features (Boot and Nibbering, 2020). Also, as Cannings and Samworth (2017) pointed out, the random subspace method can be regarded as the random projection ensemble classification method when the projection space is restricted to be axis-aligned. Compared to other ensemble approaches, random subspace method keeps the data structure via sticking to the original features, which can be helpful for interpretation and provide a direct way for feature ranking. It has been coupled with various base classifiers, including linear discriminant analysis (Skurichina and Duin, 2002), k -nearest neighbor classifier (Bay, 1998), and combined with other techniques such as boosting (García-Pedrajas and Ortiz-Boyer, 2008). A related approach is random partition (Ahn et al., 2007) where the whole space is partitioned into multiple parts. Bryll et al. (2003) introduced optimization ideas into the framework of subspace method, and selected optimal subspaces by evaluating how the corresponding fitted models performed on the training data. Despite these developments, to the best of our knowledge, most existing works do not have theoretical support and the research on the link between random subspace and feature selection is scarce. Furthermore, the existing literature usually considers the ensemble of all generated random subspaces, which may not be a wise idea in the sparse classification scheme as many random subspaces will contain no signals. Our new ensemble framework on random subspaces is designed to tackle the sparse classification problems with theoretical properties. Instead of naively ensembling all generated random subspaces, we divide them into groups and only keep the “optimally” performing subspace inside each group to construct the ensemble classifier. An illustrating example demonstrating the advantage of the new approach can be found in the penultimate paragraph in the introduction.

Feature ranking and selection are of critical importance in many real-world applications. For example, in disease diagnosis, beyond getting an accurate prediction for patients, we are also interested to understand how each feature contributes to our prediction, which can facilitate the advancement of medical science. It has been widely acknowledged that in many high-dimensional classification problems, we only have a handful of useful features with the rest being irrelevant ones. This is sometimes referred to the sparse classification problem, which we briefly review next. Bickel et al. (2004) showed that linear discriminant analysis (LDA) is equivalent to random guessing in the worst scenario when the sample size is smaller than the dimensionality. Exploiting the underlying sparsity plays a significant role in improving the performance of the classic methods including the LDA and the quadratic discriminant analysis (QDA) (Mai et al., 2012; Jiang et al., 2018; Hao et al., 2018; Fan et al., 2012; Shao et al., 2011; Fan et al., 2015). While those methods work well under their corresponding models, it is not clear how to conduct feature ranking with other type of base classifiers. In this work, we propose a model-free ensemble classification framework, named

Random Subspace Ensemble (RaSE), which can be combined with any base classifiers and provide feature ranking as a by-product.

RaSE is a model-free ensemble classification framework, the main mechanism of which is briefly described as below. Suppose the observation pair (\mathbf{x}, y) takes values from $\mathcal{X} \times \{0, 1\}$, where \mathcal{X} is an open subset of \mathbb{R}^p , p is a positive integer and y is the class label. Assume the training set consists of n observation pairs $\{(\mathbf{x}_i, y_i), i = 1, \dots, n\}$. We use $C_n^{S-\mathcal{T}}(\mathbf{x}) \in \{0, 1\}$ to represent the prediction result (the label \hat{y}) of the classifier trained with only features in subset S when the base classifier is \mathcal{T} . For the j -th ($j \in \{1, \dots, B_1\}$) weak learner, B_2 random subspaces $\{S_{jk}\}_{k=1}^{B_2}$ are generated and the optimal one S_{j*} is selected according to some criterion to be specified. Then this weak learner will be trained by only using the slice of training samples in this subspace S_{j*} . Finally the B_1 weak classifiers $C_n^{S_{1*}-\mathcal{T}}, \dots, C_n^{S_{B_1*}-\mathcal{T}}$ are aggregated to form the decision function

$$\hat{y}(\mathbf{x}) = \mathbf{1} \left(\frac{1}{B_1} \sum_{j=1}^{B_1} C_n^{S_{j*}-\mathcal{T}}(\mathbf{x}) > \alpha \right),$$

where α is a threshold to be determined. This framework contributes to the research of ensemble method and feature ranking in the following aspects. First, it admits a flexible model-free framework, in which any classification algorithm can serve as the base classifier. Some examples including the standard LDA, QDA, k -nearest neighbor classifier (k NN), support vector machines (SVM) and decision trees. Second, the ensemble process naturally implies a ranking of the importance of variables via the frequencies they appear in the B_1 subspaces $\{S_{j*}\}_{j=1}^{B_1}$. For several specific sparse classification problems, equipped with a new information criterion named *ratio information criterion (RIC)*, RaSE is shown to select the minimal discriminative set (to be defined later) for each weak learner with high probability.

To illustrate the power of subspace selection, we compare the performance of the new framework (RaSE mechanism) with the simple aggregation without subspace selection (classical mechanism) in terms of the proportion that the subsets used for aggregation covers all signals, via the following toy example in which there are two signals out of p features. Each random subspace is uniformly sampled among all 5-dimensional subspaces. The RaSE mechanism has $B_1 = 100$ weak learners with each weak learner choosing the optimal subspace from $B_2 = 500$ random subspaces, while the classical aggregation mechanism generates $B_1 B_2 = 50,000$ random subspaces. Under RaSE mechanism, for weak learner j , if any of $\{S_{jk}\}_{k=1}^{B_2}$ covers the two signals, we say that the corresponding S_{j*} successfully covers all signals¹. For $p = 5, 6, \dots, 100$, we calculate the expected proportion of $B_1 = 100$ selected subspaces covering all signals under RaSE mechanism and the expected proportion of 50,000 subspaces covering all signals under the classical aggregation. We can see that from Figure 1, the expected coverage proportion of the classical aggregation decreases very fast as p grows and becomes close to zero when $p \geq 50$, while under RaSE mechanism, over half of $B_1 = 100$ subspaces can still cover the two signals on average when $p = 100$.

The rest of this paper is organized as follows. In Section 2, we first introduce the RaSE algorithm, and discuss some important concepts including minimal discriminative set and RIC. At the end of Section 2, an iterative version of the RaSE algorithm is presented. In

1. Admittedly, this relies on the assumption that RaSE can successfully select S_{j*} from B_2 candidates. We will show that RaSE can achieve this with high probability.

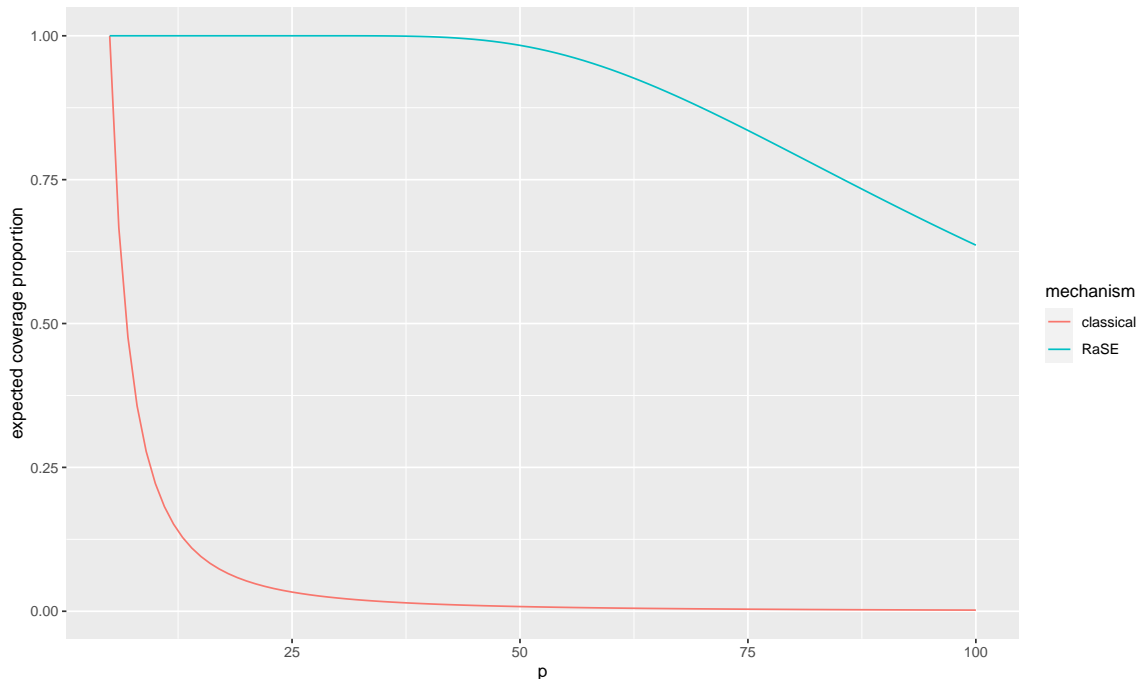


Figure 1: The expected coverage proportion of two mechanisms corresponding to different values of p .

Section 3, theoretical properties of RaSE and RIC are investigated, including the impact of B_1 on the risk of RaSE classifier, the weak consistency, and the upper bound of expected misclassification rate. In Section 4, we discuss several important computational issues in the RaSE algorithm, tuning parameter selection, and how to apply RaSE framework for feature ranking. Section 5 focuses on numerical studies in terms of both extensive simulations and several real data applications, through which we compare RaSE with various competing methods. The results frequently feature RaSE classifiers among the top ranked methods and also shows its effectiveness in feature ranking. Finally, we summarize our contributions and point out a few potential directions for future work in Section 6. Lengthy proofs are relegated to the Appendix.

2. Methodology

Recall that we have n pairs of observations $\{(\mathbf{x}_i, y_i), i = 1, \dots, n\} \stackrel{i.i.d.}{\sim} (\mathbf{x}, y) \in \mathcal{X} \times \{0, 1\}$, where \mathcal{X} is an open subset of \mathbb{R}^p , p is a positive integer and $y \in \{0, 1\}$ is the class label. We use $S_{\text{Full}} = \{1, \dots, p\}$ to represent the whole feature set. We assume the marginal densities of \mathbf{x} for class 0 ($y = 0$) and 1 ($y = 1$) exist and are denoted as $f^{(0)}$ and $f^{(1)}$, respectively. The corresponding probability measures they induce are denoted as $P^{(0)}$ and $P^{(1)}$. Thus, the joint distribution of (\mathbf{x}, y) can be viewed in the following mixture model

$$X \sim (1 - Y)f^{(0)} + Yf^{(1)}, \quad (1)$$

where Y is a Bernoulli variable with success probability $\pi_1 = 1 - \pi_0 \in (0, 1)$. For any subspace S , we use $|S|$ to denote its cardinality. Denote \mathbb{P}^X as the probability measure induced by the marginal distribution of \mathbf{x} , which is in fact $\pi_0 \mathbb{P}^{(0)} + \pi_1 \mathbb{P}^{(1)}$. When restricting to the feature subspace S , the corresponding marginal densities of class 0 and 1 are denoted as $f_S^{(0)}$ and $f_S^{(1)}$, respectively.

2.1 Random subspace ensemble classification (RaSE)

Motivated by Cannings and Samworth (2017), to train each weak learner (e.g., the j -th one), B_2 independent random subspaces are generated as S_{j1}, \dots, S_{jB_2} . Then, according to some specific criterion (to be introduced in Section 2.3), the optimal subspace S_{j*} is selected and the j -th weak learner is trained only in S_{j*} . Subsequently, B_1 such weak classifiers $\{C_n^{S_{j*}-\mathcal{T}}\}_{j=1}^{B_1}$ are obtained. Finally, we aggregate outputs of $\{C_n^{S_{j*}-\mathcal{T}}\}_{j=1}^{B_1}$ to form the final decision function by taking a simple average. The whole procedure can be summarized in the following algorithm.

Algorithm 1: Random subspace ensemble classification (RaSE)

- Input:** training data $\{(\mathbf{x}_i, y_i)\}_{i=1}^n$, new data \mathbf{x} , subspace distribution \mathcal{D} , criterion \mathcal{C} , integer B_1 and B_2 , type of base classifier \mathcal{T}
- Output:** predicted label \hat{y} , the selected proportion of each feature $\boldsymbol{\eta}$
- 1 Independently generate random subspaces $S_{jk} \sim \mathcal{D}, 1 \leq j \leq B_1, 1 \leq k \leq B_2$
 - 2 **for** $j \leftarrow 1$ **to** B_1 **do**
 - 3 | Select the optimal subspace S_{j*} from $\{S_{jk}\}_{k=1}^{B_2}$ according to \mathcal{C} and \mathcal{T}
 - 4 **end**
 - 5 Construct the ensemble decision function $\nu_n(\mathbf{x}) = \frac{1}{B_1} \sum_{j=1}^{B_1} C_n^{S_{j*}-\mathcal{T}}(\mathbf{x})$
 - 6 Set the threshold $\hat{\alpha}$ according to (2)
 - 7 Output the predicted label $\hat{y} = \mathbf{1}(\nu_n(\mathbf{x}) > \hat{\alpha})$, the selected proportion of each feature $\boldsymbol{\eta} = (\eta_1, \dots, \eta_p)^T$ where $\eta_l = B_1^{-1} \sum_{j=1}^{B_1} \mathbf{1}(l \in S_{j*}), l = 1, \dots, p$
-

In Algorithm 1, the subspace distribution \mathcal{D} is chosen as a hierarchical uniform distribution over the subspaces by default. Specifically, with d_{\max} as the upper bound of the subspace size², we first generate the subspace size d from the uniform distribution over $\{1, \dots, d_{\max}\}$. Then, the subspace S_{11} follows the uniform distribution over $\{S \subseteq S_{\text{Full}} : |S| = d\}$. In practice, the subspace distribution can be adjusted if we have prior information about the data structure.

In Step 6 of Algorithm 1, we set the decision threshold to minimize the empirical classification error on the training set,

$$\hat{\alpha} = \arg \min_{\alpha \in [0, 1]} [\hat{\pi}_0(1 - \hat{G}_n^{(0)}(\alpha)) + \hat{\pi}_1 \hat{G}_n^{(1)}(\alpha)], \quad (2)$$

where

$$n_r = \sum_{i=1}^n \mathbf{1}(y_i = r), r = 0, 1,$$

2. How to set d_{\max} in practice will be illustrated in Section 4.1.

$$\begin{aligned}\hat{\pi}_r &= \frac{n_r}{n}, r = 0, 1, \\ \hat{G}_n^{(r)}(\alpha) &= \frac{1}{n_r} \sum_{i=1}^n \mathbb{1}(y_i = r) \mathbb{1}(\nu_n(\mathbf{x}_i) \leq \alpha), r = 0, 1, \\ \nu_n(\mathbf{x}_i) &= \frac{1}{B_1} \sum_{j=1}^{B_1} \mathbb{1}(C_n^{S_{j^*}}(\mathbf{x}_i) = 1).\end{aligned}$$

2.2 Minimal discriminative set

For sparse classification problems, it is of significance to accurately separate signals from noises. Motivated by Kohavi et al. (1997) and Zhang and Wang (2011), we define the discriminative set and study some of its properties as follows.

Definition 1 *A feature subset S is called a **discriminative set** if Y is conditionally independent with X_{S^c} given X_S , where $S^c = S_{\text{Full}} \setminus S$. The **minimal discriminative set** S^* is the discriminative set with minimal cardinality.*

Assumption 1 *The densities $f^{(0)}$ and $f^{(1)}$ have the same support on $\mathcal{X} \subseteq \mathbb{R}^p$.*

Proposition 1 *Under Assumption 1, we can characterize the discriminative set using the marginal density ratio due to the following two facts.*

(i) *If S is a discriminative set, then*

$$\frac{f^{(1)}(\mathbf{x})}{f^{(0)}(\mathbf{x})} = \frac{f_S^{(1)}(\mathbf{x}_S)}{f_S^{(0)}(\mathbf{x}_S)}$$

almost surely with respect to \mathbb{P}^X .

(ii) *If for a feature subset S , there exists a function $h : \mathbb{R}^{|S|} \rightarrow [0, +\infty]$ such that*

$$\frac{f^{(1)}(\mathbf{x})}{f^{(0)}(\mathbf{x})} = h(\mathbf{x}_S)$$

almost surely with respect to \mathbb{P}^X , then S is a discriminative set and

$$h(\mathbf{x}_S) = \frac{f_S^{(1)}(\mathbf{x}_S)}{f_S^{(0)}(\mathbf{x}_S)}$$

almost surely with respect to \mathbb{P}^X .

Proof (i) The conditional probability is

$$\mathbb{P}(y = 1 | \mathbf{x}) = \frac{\pi_1 f^{(1)}(\mathbf{x})}{\pi_1 f^{(1)}(\mathbf{x}) + \pi_0 f^{(0)}(\mathbf{x})}.$$

The definition of discriminative set is equivalent to

$$\mathbb{P}(y = 1|\mathbf{x}) = \mathbb{P}(y = 1|\mathbf{x}_S), \quad (3)$$

almost surely, which is also equivalent to

$$\frac{f^{(1)}(\mathbf{x})}{f^{(0)}(\mathbf{x})} = \frac{f_S^{(1)}(\mathbf{x}_S)}{f_S^{(0)}(\mathbf{x}_S)}. \quad (4)$$

(ii) First, we observe the condition is equivalent to $f^{(1)}(\mathbf{x}) = h(\mathbf{x}_S)f^{(0)}(\mathbf{x})$. Taking integration on both sides with respect to \mathbf{x}_{S^c} , we get $f_S^{(1)}(\mathbf{x}_S) = h(\mathbf{x}_S)f_S^{(0)}(\mathbf{x}_S)$. Due the equivalence of (3) and (4), S is a discriminative set. \blacksquare

In general, the minimal discriminative set S^* is not necessarily unique. For instance, if two features are exactly the same, then it is possible that more than one minimal discriminative sets exist since we are not able to distinguish between them. To rule out this type of degenerate scenario, we impose the uniqueness assumption for the minimum discriminant set.

Assumption 2 *The minimal discriminative set S^* is unique.*

In the classification problem, we are often interested in the risk of a classifier C . With the 0-1 loss, the risk or the misclassification rate is defined as

$$R(C) = \mathbb{E}[\mathbb{1}(C(\mathbf{x}) \neq y)] = \mathbb{P}(C(\mathbf{x}) \neq y).$$

The Bayes classifier

$$C_{Bayes}(\mathbf{x}) = \begin{cases} 1, & \mathbb{P}(y = 1|\mathbf{x}) > \frac{1}{2}, \\ 0, & \text{otherwise.} \end{cases} \quad (5)$$

is known to achieve the minimal risk among all classifiers (Devroye et al., 2013). If only features in S are used, it will provide us a “local” Bayes classifier $C_{Bayes}^S(\mathbf{x}_S)$ which achieves the minimal risk among all classifiers using only S . In general, there is no guarantee that $R(C_{Bayes}^S) = R(C_{Bayes})$. Fortunately, the equation holds when S is a discriminative set.

Proposition 2 *For any discriminative set S , it holds that*

$$R(C_{Bayes}^S) = R(C_{Bayes}^{S^*}) = R(C_{Bayes}).$$

Proof Denote decision regions of $R(C_{Bayes}^S)$ and $R(C_{Bayes})$ as $A_1^S = \{\mathbf{x}_S : \mathbb{P}(y = 0|\mathbf{x}_S) < \mathbb{P}(y = 1|\mathbf{x}_S)\}$, $A_0^S = \{\mathbf{x}_S : \mathbb{P}(y = 0|\mathbf{x}_S) \geq \mathbb{P}(y = 1|\mathbf{x}_S)\}$, $A_1 = \{\mathbf{x} : \mathbb{P}(y = 0|\mathbf{x}) < \mathbb{P}(y = 1|\mathbf{x})\}$, $A_0 = \{\mathbf{x} : \mathbb{P}(y = 0|\mathbf{x}) \geq \mathbb{P}(y = 1|\mathbf{x})\}$. Proposition 1 yields that $A_1 = A_1^S \otimes \mathcal{X}_{S^c}$, $A_0 = A_0^S \otimes \mathcal{X}_{S^c}$, where \mathcal{X}_{S^c} is the subspace of \mathcal{X} restricted to S^c . As a consequence, the Bayes error satisfies

$$R(C_{Bayes}^S) = \pi_0 \int_{A_1^S} f_S^{(0)}(\mathbf{x}_S) d\mathbf{x}_S + \pi_1 \int_{A_0^S} f_S^{(1)}(\mathbf{x}_S) d\mathbf{x}_S$$

$$\begin{aligned}
 &= \pi_0 \int_{A_1^S \otimes \mathcal{X}_{Sc}} f^{(0)}(\mathbf{x}) d\mathbf{x} + \pi_1 \int_{A_0^S \otimes \mathcal{X}_{Sc}} f^{(1)}(\mathbf{x}) d\mathbf{x} \\
 &= R(C_{Bayes}).
 \end{aligned}$$

■

To clarify the notions above, we next take the two-class Gaussian settings as examples and investigate what S^* is in each case.

Example 1 (LDA) Suppose $f^{(0)} \sim N(\boldsymbol{\mu}^{(0)}, \Sigma)$, $f^{(1)} \sim N(\boldsymbol{\mu}^{(1)}, \Sigma)$, where Σ is positive definite. The log-density ratio is

$$\log \left(\frac{f^{(0)}(\mathbf{x})}{f^{(1)}(\mathbf{x})} \right) = c - (\boldsymbol{\mu}^{(1)} - \boldsymbol{\mu}^{(0)})^T \Sigma^{-1} \mathbf{x},$$

where c is a constant independent of \mathbf{x} . By Proposition 1, the minimal discriminative set $S^* = \{j : [\Sigma^{-1}(\boldsymbol{\mu}^{(1)} - \boldsymbol{\mu}^{(0)})]_j \neq 0\}$.

This definition is equivalent to that in Mai et al. (2012) for the LDA case.

Example 2 (QDA) Suppose $f^{(0)} \sim N(\boldsymbol{\mu}^{(0)}, \Sigma^{(0)})$, $f^{(1)} \sim N(\boldsymbol{\mu}^{(1)}, \Sigma^{(1)})$, where $\Sigma^{(0)}$ and $\Sigma^{(1)}$ are positive definite matrices with $\Sigma^{(0)} \neq \Sigma^{(1)}$, then the log-density ratio is

$$\log \left(\frac{f^{(0)}(\mathbf{x})}{f^{(1)}(\mathbf{x})} \right) = c + \frac{1}{2} \mathbf{x}^T \left[(\Sigma^{(1)})^{-1} - (\Sigma^{(0)})^{-1} \right] \mathbf{x} + \left[(\Sigma^{(0)})^{-1} \boldsymbol{\mu}^{(0)} - (\Sigma^{(1)})^{-1} \boldsymbol{\mu}^{(1)} \right]^T \mathbf{x}, \quad (6)$$

where c is a constant independent of \mathbf{x} . Let $S_l^* = \{j : [(\Sigma^{(0)})^{-1} \boldsymbol{\mu}^{(0)} - (\Sigma^{(1)})^{-1} \boldsymbol{\mu}^{(1)}]_j \neq 0\}$, $S_q^* = \{j : [(\Sigma^{(1)})^{-1} - (\Sigma^{(0)})^{-1}]_{ij} \neq 0, \exists i\}$, and elements in S_l^* are often called variables with main effects while elements in S_q^* are called variables with quadratic effects (Hao et al., 2018; Fan et al., 2015; Jiang et al., 2018). By Proposition 1, the minimal discriminative set $S^* = S_l^* \cup S_q^*$.

Proposition 3 If $f^{(0)} \sim N(\boldsymbol{\mu}^{(0)}, \Sigma^{(0)})$, $f^{(1)} \sim N(\boldsymbol{\mu}^{(1)}, \Sigma^{(1)})$, where $\Sigma^{(0)}$ and $\Sigma^{(1)}$ are positive definite matrices, then the following conclusions hold:

- (i) The minimal discriminative set S^* is unique;
- (ii) For any discriminative set S , we have $S \supseteq S^*$;
- (iii) Any set $S \supseteq S^*$ is a discriminative set. This conclusion also holds without the Gaussian assumption.

2.3 Ratio information criterion (RIC)

As discussed in Section 2.2, it is desirable to identify minimal discriminative set S^* for the classifier to achieve a low misclassification rate. Hence in Algorithm 1, it is important to apply a proper criterion to select the “optimal” subspace. In the variable selection literature, a criterion enjoying the property of correctly selecting the minimal discriminative set with high probability is often referred to as a “consistent” one. For model (1), Zhang and Wang

(2011) proved that BIC, in conjunction with a backward elimination procedure, was selection consistent in the Gaussian mixture case. However, the BIC they investigated involved the joint log-likelihood function for (\mathbf{x}, y) , which involves estimating high-dimensional covariance matrices that could be problematic when p is close to or larger than n without additional structural assumptions.

Here we propose a new criterion, which enjoys the weak consistency under the general setting of (1), based on Kullback-Leibler divergence (Kullback and Leibler, 1951). Two asymmetric Kullback-Leibler divergences for densities f and g are defined as

$$\text{KL}(f||g) = \mathbb{E}_{\mathbf{x} \sim f} \left[\log \left(\frac{f(\mathbf{x})}{g(\mathbf{x})} \right) \right], \text{KL}(g||f) = \mathbb{E}_{\mathbf{x} \sim g} \left[\log \left(\frac{g(\mathbf{x})}{f(\mathbf{x})} \right) \right],$$

where $\mathbb{E}_{\mathbf{x} \sim f}$ represents taking expectation with respect to $\mathbf{x} \sim f$. In binary classification model (1), marginal probabilities can be crucial because imbalanced marginal distributions can significantly compromise the performance of most standard learning algorithms (He and Garcia, 2009). Therefore, we consider a weighted version of two KL divergences for the marginal distribution $f_S^{(0)}$ and $f_S^{(1)}$ with subspace S , i.e. $\pi_0 \text{KL}(f_S^{(0)}||f_S^{(1)}) + \pi_1 \text{KL}(f_S^{(1)}||f_S^{(0)})$. Denote by $\hat{f}_S^{(0)}, \hat{f}_S^{(1)}, \hat{\pi}_0, \hat{\pi}_1$ the estimated version via MLEs of parameters, then it holds that

$$\begin{aligned} \hat{\pi}_0 \widehat{\text{KL}}(f_S^{(0)}||f_S^{(1)}) &= n^{-1} \sum_{i=1}^n \mathbb{1}(y_i = 0) \cdot \log \left[\frac{\hat{f}_S^{(0)}(\mathbf{x}_{i,S})}{\hat{f}_S^{(1)}(\mathbf{x}_{i,S})} \right], \\ \hat{\pi}_1 \widehat{\text{KL}}(f_S^{(1)}||f_S^{(0)}) &= n^{-1} \sum_{i=1}^n \mathbb{1}(y_i = 1) \cdot \log \left[\frac{\hat{f}_S^{(1)}(\mathbf{x}_{i,S})}{\hat{f}_S^{(0)}(\mathbf{x}_{i,S})} \right]. \end{aligned}$$

Now, we are ready to introduce the following new criterion named *ratio information criterion* (RIC), with a proper penalty term.

Definition 2 For model (1), the ratio information criterion (RIC) for feature subspace S is defined as

$$\text{RIC}_n(S) = -2[\hat{\pi}_0 \widehat{\text{KL}}(f_S^{(0)}||f_S^{(1)}) + \hat{\pi}_1 \widehat{\text{KL}}(f_S^{(1)}||f_S^{(0)})] + c_n \cdot \text{deg}(S), \quad (7)$$

where c_n is a function of sample size n and $\text{deg}(S)$ is the degree of freedom corresponding to the model with subspace S .

Note that although AIC is also motivated by the Kullback-Leibler divergence, it aims to minimize the KL divergence between the estimated density and the true density (Burnham and Anderson, 1998). In our case, however, the goal is to maximize the KL divergence between the conditional densities under two classes to achieve a greater separation. More detailed instances of RIC for specific classifiers will be studied in Section 3.

Another line of research for classification is to study the conditional distribution of $y|\mathbf{x}$. For this setup, there has been a rich literature on various information type criteria which involves the conditional log-likelihood function. Akaike information criterion (AIC) (Akaike, 1973) was shown to be inconsistent. It was demonstrated that Bayesian information criterion (BIC) is consistent under certain regularity conditions (Rao and Wu, 1989). Chen and Chen (2008, 2012) modified the definition of conventional BIC to form the extended BIC (eBIC) for high-dimensional setting where p grows at a polynomial rate of n . Fan and Tang (2013) proved the consistency of a generalized information criterion (GIC) for generalized linear models in ultra-high dimensional space.

2.4 Iterative RaSE

The success of the RIC proposed in Section 2.3 relies on the assumption that the minimal discriminant set S^* appears in some of the B_2 subspaces for each weak learner. For sparse classification problems, the size of the minimal discriminative set S^* can be very small compared to p . When the dimension p is large, the probability of generating S^* is quite low according to the hierarchical uniform distribution for subspaces. It turns out by using the selected frequency of each feature in B_1 subspaces $\{S_{j^*}\}_{j=1}^{B_1}$ from Algorithm 1, we can improve the RaSE algorithm by running the RaSE algorithm again with a new hierarchical subspace distribution. We first calculate the percentage vector $\boldsymbol{\eta} = (\eta_1, \dots, \eta_p)^T$ representing the proportion of each feature appearing among B_1 subspaces $\{S_{j^*}\}_{j=1}^{B_1}$, where $\eta_l = B_1^{-1} \sum_{j=1}^{B_1} \mathbf{1}(l \in S_{j^*}), l = 1, \dots, p$. The new hierarchical distribution is specified as follows. In the first step, we generate the subspace size d from uniform distribution over $\{1, \dots, d_{\max}\}$ as before. Before moving on to the second step, note that each subspace S can be equivalently represented as $\mathbf{J} = (J_1, \dots, J_p)^T$, where $J_l = \mathbf{1}(l \in S), l = 1, \dots, p$. Then, we generate \mathbf{J} from a restrictive multinomial distribution with parameter $(p, d, \boldsymbol{\eta})$, where the restriction is that $J_l \in \{0, 1\}, l = 1, \dots, p$.

Intuitively, this strategy can be repeated to increase the probability that S^* is covered in the subspaces we generate. It will also lead to an improved feature ranking according to the updated proportion of each feature $\boldsymbol{\eta}$. This will be verified via multiple simulations in Section 5. This iterative RaSE algorithm is summarized in Algorithm 2.

Algorithm 2: Iterative RaSE (RaSE $_T$)

Input: training data $\{(\mathbf{x}_i, y_i)\}_{i=1}^n$, new data \mathbf{x} , initial subspace distribution \mathcal{D}_0 , criterion \mathcal{C} , integers B_1 and B_2 , the type of base classifier \mathcal{T} , the number of iterations T

Output: predicted label \hat{y} , the proportion of each feature $\boldsymbol{\eta}$

- 1 **for** $t \leftarrow 0$ **to** T **do**
 - 2 Independently generate random subspaces $S_{jk} \sim \mathcal{D}_t, 1 \leq j \leq B_1, 1 \leq k \leq B_2$
 - 3 **for** $j \leftarrow 1$ **to** B_1 **do**
 - 4 Select the optimal subspace S_{j^*} from $\{S_{jk}\}_{k=1}^{B_2}$ according to \mathcal{C} and \mathcal{T}
 - 5 **end**
 - 6 Update $\boldsymbol{\eta}$ where $\eta_l = B_1^{-1} \sum_{j=1}^{B_1} \mathbf{1}(l \in S_{j^*}), l = 1, \dots, p$
 - 7 Update $\mathcal{D}_t \leftarrow$ restrictive multinomial distribution with parameter $(p, d, \boldsymbol{\eta})$
 - 8 **end**
 - 9 Set the threshold $\hat{\alpha}$ according to (2)
 - 10 Construct the ensemble decision function $\nu_n(\mathbf{x}) = \frac{1}{B_1} \sum_{j=1}^{B_1} C_n^{S_{j^*-\mathcal{T}}}(\mathbf{x})$
 - 11 Output the predicted label $\hat{y} = \mathbf{1}(\nu_n(\mathbf{x}) > \hat{\alpha})$ and $\boldsymbol{\eta}$
-

3. Theoretical Studies

In this section, we investigate various theoretical properties of RaSE, including the impact of B_1 on the risk of RaSE classifier and expectation of misclassification rate. Furthermore, we will demonstrate that RIC achieves weak consistency.

To streamline the presentation, we first introduce some additional notations. In this paper, we have three different sources of randomness: (1) the randomness of the training data, (2) the randomness of the subspaces, and (3) the randomness of the test data. We will use the following notations to differentiate them.

- Analogous to Cannings and Samworth (2017), we write \mathbf{P} and \mathbf{E} to represent the probability and expectation with respect to the collection of $B_1 B_2$ random subspaces $\{S_{jk} : 1 \leq j \leq B_1, 1 \leq k \leq B_2\}$;
- \mathbb{P} and \mathbb{E} are used when the randomness comes from the training data $\{(\mathbf{x}_i, y_i)\}_{i=1}^n$;
- We use P and E when considering all three sources of randomness.

Recall that in Algorithm 1, the decision function is

$$\nu_n(\mathbf{x}) = \frac{1}{B_1} \sum_{j=1}^{B_1} C_n^{S_{j*}}(\mathbf{x}).$$

For a given threshold $\alpha \in (0, 1)$, the RaSE classifier is

$$C_n^{RaSE}(\mathbf{x}) = \begin{cases} 1, & \nu_n(\mathbf{x}) > \alpha, \\ 0, & \nu_n(\mathbf{x}) \leq \alpha. \end{cases}$$

By the weak law of large numbers, as $B_1 \rightarrow \infty$, ν_n will converge in probability to its expectation

$$\mu_n(\mathbf{x}) = \mathbf{P}(C_n^{S_{1*}}(\mathbf{x}) = 1).$$

It should be noted that here as both the training data and the criterion \mathcal{C} in Algorithm 1 is fixed, S_{1*} is a deterministic function of $\{S_{1k}\}_{k=1}^{B_2}$. Nevertheless, $\mu_n(\mathbf{x})$ is still random due to randomness of the new \mathbf{x} . Then, it is helpful to define the conditional cumulative distribution function of μ_n for class 0,1 respectively as $G_n^{(0)}(\alpha') = \mathbf{P}(\mu_n(\mathbf{x}) \leq \alpha' | y = 0) = \mathbf{P}^{(0)}(\mu_n(\mathbf{x}) \leq \alpha')$ and $G_n^{(1)}(\alpha') = \mathbf{P}(\mu_n(\mathbf{x}) \leq \alpha' | y = 1) = \mathbf{P}^{(1)}(\mu_n(\mathbf{x}) \leq \alpha')$. Since the distribution \mathcal{D} of subspaces is discrete, $\mu_n(\mathbf{x})$ takes finite unique values almost surely, implying $G_n^{(0)}, G_n^{(1)}$ to be step functions. We denote the corresponding probability mass functions of $G_n^{(0)}$ and $G_n^{(1)}$ as $g_n^{(0)}$ and $g_n^{(1)}$, respectively. Since for any \mathbf{x} , $\nu_n(\mathbf{x}) \rightarrow \mu_n(\mathbf{x})$ as $B_1 \rightarrow \infty$, we consider the following randomized RaSE classifier in population

$$C_n^{RaSE*}(\mathbf{x}) = \begin{cases} 1, & \mu_n(\mathbf{x}) > \alpha, \\ 0, & \mu_n(\mathbf{x}) < \alpha, \\ \text{Bernoulli}(\frac{1}{2}), & \mu_n(\mathbf{x}) = \alpha. \end{cases}$$

as the infinite simulation RaSE classifier with $B_1 \rightarrow \infty$.

In the following sections, we would like to study different properties of C_n^{RaSE} . In Section 3.1, we condition on the training data and study the impact of B_1 via the relationship between test error of C_n^{RaSE} and C_n^{RaSE*} and Monte-Carlo variance $\mathbf{Var}(R(C_n^{RaSE}))$, which can reflect the stability of RaSE classifier as B_1 increases. It will be demonstrated that conditioned on training data, the difference between the test error of C_n^{RaSE} and C_n^{RaSE*} and the Monte-Carlo variance of C_n^{RaSE} converges to zero as $B_1 \rightarrow \infty$ for almost every threshold $\alpha \in (0, 1)$ at an exponential rate. In Section 3.3, we will prove an upper bound for the expected misclassification rate of $R(C_n^{RaSE})$ with respect to all the randomness for fixed threshold α . In the follows, we use the scaling notation ω, Ω, o, O , where $a_n = w(b_n), a_n = \Omega(b_n), a_n = o(b_n), a_n = O(b_n)$ imply $|a_n/b_n| \rightarrow \infty, |a_n/b_n| \geq M > 0, |a_n/b_n| \rightarrow 0, |a_n/b_n| < \infty$, respectively, as $n \rightarrow \infty$ and M is a constant. The corresponding stochastic scaling notations are o_p and O_p , where $a_n = o_p(b_n), a_n = O_p(b_n)$ imply that $|a_n/b_n| \xrightarrow{p} 0$ and for any $\epsilon > 0$, there exists $M > 0$ such that $P(|a_n/b_n| > M) \leq \epsilon, \forall n$.

3.1 Impact of B_1

In this section, we study the impact of B_1 by presenting an upper bound of the absolute difference between the test error of C_n^{RaSE} and C_n^{RaSE*} and Monte-Carlo variance for RaSE when conditioned on the training data as B_1 grows. It can be noted that the discrete distribution of random subspaces leads to both bounds vanishing at exponential rates, except for a finite set of thresholds α , which is very appealing.

Theorem 1 (Risk for RaSE classifier conditioned on training data) *Denote $G_n(\alpha') = \pi_1 G_n^{(1)}(\alpha') - \pi_0 G_n^{(0)}(\alpha')$ and $\{\alpha_i\}_{i=1}^N$ represents the discontinuity points of G_n . Given training samples with size n , we have the following bound for expected misclassification rate of RaSE classifier with threshold α when $B_1 \rightarrow \infty$ as*

$$|\mathbf{E}[R(C_n^{RaSE})] - R(C_n^{RaSE*})| \leq \begin{cases} O\left(\frac{1}{\sqrt{B_1}}\right), & \alpha \in \{\alpha_i\}_{i=1}^N, \\ \exp\{-C_\alpha B_1\}, & \text{otherwise,} \end{cases}$$

where $C_\alpha = 2 \min_{1 \leq i \leq N} (|\alpha - \alpha_i|^2)$.

It shows that as $B_1 \rightarrow \infty$, the RaSE classifier C_n^{RaSE} and its infinite simulation version C_n^{RaSE*} achieve the same expected misclassification rate conditioned on the training data. Next, we provide a similar upper bound for the MC variance of RaSE classifier. Suppose the discontinuity points of $G_n^{(0)}$ and $G_n^{(1)}$ are $\{\alpha_i^0\}_{i=1}^{N_0}$ and $\{\alpha_j^1\}_{j=1}^{N_1}$, respectively.

Theorem 2 (MC variance for RaSE classifier) *It holds that*

$$\mathbf{Var}[R(C_n^{RaSE})] \leq \begin{cases} \frac{1}{2} \left[\pi_0 (g_n^{(0)}(\alpha))^2 + \pi_1 (g_n^{(1)}(\alpha))^2 \right] + O\left(\frac{1}{\sqrt{B_1}}\right), & \alpha \in \{\alpha_i^{(0)}\}_{i=1}^{N_0} \cup \{\alpha_j^{(1)}\}_{j=1}^{N_1} \\ \exp\{-C_\alpha B_1\}, & \text{otherwise,} \end{cases}$$

where $C_\alpha = 2 \min_{\substack{1 \leq i \leq N_0 \\ 1 \leq j \leq N_1}} (|\alpha - \alpha_i^{(0)}|^2, |\alpha - \alpha_j^{(1)}|^2)$.

This theorem asserts that except for a finite set of threshold α , the MC variance of RaSE classifier shrinks to zero at an exponential rate.

3.2 Weak consistency of RIC

An important step of RaSE classifier is the choice of an “optimal” subspace among B_2 subspaces for each weak classifier. Here, we show RIC is weakly consistent by studying the convergence rate of $\text{RIC}_n(S)$.

Assumption 3 *Suppose densities $f^{(0)}$ and $f^{(1)}$ are in parametric forms with $f^{(0)}(\mathbf{x}) = f^{(0)}(\mathbf{x}; \boldsymbol{\theta})$, $f^{(1)}(\mathbf{x}) = f^{(1)}(\mathbf{x}; \boldsymbol{\theta})$, where $\boldsymbol{\theta}$ contains all parameters for both $f^{(0)}$ and $f^{(1)}$. Note that not all elements of $\boldsymbol{\theta}$ appear in $f^{(0)}$ or $f^{(1)}$. Denote the dimension of $\boldsymbol{\theta}$ as p' .*

- (i) *There exists a function $Q(\mathbf{x}) = [Q(\mathbf{x})_{ij}]_{p' \times p'} : \mathbb{R}^p \rightarrow \mathbb{R}^{p' \times p'}$ with $\mathbb{E}_{\mathbf{x} \sim f^{(0)}} |Q(\mathbf{x})_{ij}|$, $\mathbb{E}_{\mathbf{x} \sim f^{(1)}} |Q(\mathbf{x})_{ij}| < \infty, \forall i, j$, such that for $\forall \mathbf{x} \in \mathcal{X}$, $\nabla_{\boldsymbol{\theta}}^2 \log \left(\frac{f^{(0)}(\mathbf{x}; \boldsymbol{\theta})}{f^{(1)}(\mathbf{x}; \boldsymbol{\theta})} \right) \preceq Q(\mathbf{x})$, that is, $Q(\mathbf{x}) - \nabla_{\boldsymbol{\theta}}^2 \log \left(\frac{f^{(0)}(\mathbf{x}; \boldsymbol{\theta})}{f^{(1)}(\mathbf{x}; \boldsymbol{\theta})} \right)$ is semi-positive definite;*

- (ii) *Denoting the MLE of $\boldsymbol{\theta}$ as*

$$\hat{\boldsymbol{\theta}}_n = \arg \max_{\boldsymbol{\theta}} \sum_{i=1}^n \sum_{r=0}^1 \mathbb{1}(y_i = r) \log f^{(r)}(\mathbf{x}_i; \boldsymbol{\theta}),$$

then it holds that

$$\|\hat{\boldsymbol{\theta}}_n - \boldsymbol{\theta}\|_2 = O_p(n^{-1/2}).$$

Here Assumption 3(i) guarantees the Hessian of Kullback-Leibler divergence is well-behaved, which is similar to the condition often used when proving the convergence of MLE. Assumption 3(ii) assumes the \sqrt{n} -convergence rate for MLE, which is satisfied for many models (Van der Vaart, 2000).

We are now ready to present the consistency result for RIC as defined in (7).

Theorem 3 (Weak consistency of RIC) *Under Assumptions 1, 2, and 3, for $c_n = \omega(n^{-1/2})$ and $o(1)$, the weak consistency holds for model (1) in the following sense:³*

$$\lim_{n \rightarrow \infty} \mathbb{P} \left(\text{RIC}_n(S^*) < \min_{S \neq S^*} \text{RIC}_n(S) \right) = 1.$$

Next let's work out a few familiar examples, where explicit expressions exist for RIC.

Proposition 4 (RIC for LDA-adapted model) *Suppose $f^{(0)} \sim N(\boldsymbol{\mu}^{(0)}, \Sigma)$, $f^{(1)} \sim N(\boldsymbol{\mu}^{(1)}, \Sigma)$, where Σ is positive definite. The MLE of parameters are*

$$\begin{aligned} n_r &= \sum_{i=1}^n \mathbb{1}(y_i = r), r = 0, 1, \\ \hat{\boldsymbol{\mu}}_S^{(r)} &= \frac{1}{n_r} \sum_{i=1}^n \mathbb{1}(y_i = r) \mathbf{x}_{i,S}, r = 0, 1, \\ \hat{\Sigma}_{S,S} &= \frac{1}{n-2} \sum_{i=1}^n \sum_{r=0}^1 \mathbb{1}(y_i = r) \cdot (\mathbf{x}_{i,S} - \hat{\boldsymbol{\mu}}_S^{(r)}) (\mathbf{x}_{i,S} - \hat{\boldsymbol{\mu}}_S^{(r)})^T, \end{aligned}$$

3. Note that here we assume that MLE of $\boldsymbol{\theta}$ is well-defined for all models under consideration.

$$\hat{\pi}_r = \frac{1}{n} \sum_{i=1}^n \mathbb{1}(y_i = r), r = 0, 1.$$

Then we have

$$\text{RIC}_n(S) = -(\hat{\boldsymbol{\mu}}_S^{(1)} - \hat{\boldsymbol{\mu}}_S^{(0)})^T \hat{\Sigma}_{S,S}^{-1} (\hat{\boldsymbol{\mu}}_S^{(1)} - \hat{\boldsymbol{\mu}}_S^{(0)}) + c_n(|S| + 1).$$

Proposition 5 (RIC for QDA-adapted model) *Suppose $f^{(0)} \sim N(\boldsymbol{\mu}^{(0)}, \Sigma^{(0)})$, $f^{(1)} \sim N(\boldsymbol{\mu}^{(1)}, \Sigma^{(1)})$, where $\Sigma^{(0)}$, $\Sigma^{(1)}$ are positive definite but not necessarily equal. The MLE of parameters are*

$$\begin{aligned} n_r &= \sum_{i=1}^n \mathbb{1}(y_i = r), r = 0, 1, \\ \hat{\boldsymbol{\mu}}_S^{(r)} &= \frac{1}{n_r} \sum_{i=1}^n \mathbb{1}(y_i = r) \mathbf{x}_{i,S}, r = 0, 1, \\ \hat{\Sigma}_{S,S}^{(r)} &= \frac{1}{n_r - 1} \sum_{i=1}^n \mathbb{1}(y_i = r) \cdot (\mathbf{x}_{i,S} - \hat{\boldsymbol{\mu}}_S^{(r)}) (\mathbf{x}_{i,S} - \hat{\boldsymbol{\mu}}_S^{(r)})^T, r = 0, 1, \\ \hat{\pi}_r &= \frac{n_r}{n}, r = 0, 1. \end{aligned}$$

Then we have

$$\begin{aligned} \text{RIC}_n(S) &= -(\hat{\boldsymbol{\mu}}_S^{(1)} - \hat{\boldsymbol{\mu}}_S^{(0)})^T [\hat{\pi}_1 (\hat{\Sigma}_{S,S}^{(0)})^{-1} + \hat{\pi}_0 (\hat{\Sigma}_{S,S}^{(1)})^{-1}] (\hat{\boldsymbol{\mu}}_S^{(1)} - \hat{\boldsymbol{\mu}}_S^{(0)}) \\ &\quad + \text{Tr}[(\hat{\Sigma}_{S,S}^{(1)})^{-1} - (\hat{\Sigma}_{S,S}^{(0)})^{-1}] (\hat{\pi}_1 \hat{\Sigma}_{S,S}^{(1)} - \hat{\pi}_0 \hat{\Sigma}_{S,S}^{(0)}) + (\hat{\pi}_1 - \hat{\pi}_0) (\log |\hat{\Sigma}_{S,S}^{(1)}| - \log |\hat{\Sigma}_{S,S}^{(0)}|) \\ &\quad + c_n \cdot \left[\frac{|S|(|S| + 3)}{2} + 1 \right]. \end{aligned}$$

Note that the main term of RIC for LDA case, is actually the Mahalanobis distance (McLachlan, 1999), which is closely related to the Bayes error of LDA classifier (Efron, 1975). And for the QDA case, the KL divergence components contain three terms. The first term is similar to the Mahalanobis distance, representing the contributions of linear signals to the classification model. And the second and third terms represent the contributions of quadratic signals.

We want to point out that direct analyses of RIC for discriminant analysis models are also insightful and interesting. We can show the same consistency results as those in Theorem 3 from properties of discriminant analysis approach itself instead of applying the general analysis of KL divergence. The details are available in Appendix B.

Based on the weak consistency of RIC, in the next section, we will construct an upper bound for the expectation of misclassification rate $R(C_n^{\text{RaSE}})$.

3.3 Misclassification rate of the RaSE classifier

To derive an upper bound for misclassification rate of RaSE classifier, we can obtain a useful corollary from the consistency of RIC for specific models satisfying the conditions stated in Theorem 3.

Corollary 1 *For specific models satisfying the conditions stated in Theorem 3, if we select the optimal subspace according to minimal RIC as the criterion in RaSE with $p_{S^*} = \mathbf{P}_{S_{11} \sim \mathcal{D}}(S_{11} = S^*) > 0$, where \mathcal{D} is the distribution of subspaces, we have*

$$\mathbf{P}(S_{1*} = S^*) \geq \mathbb{P}\left(\text{RIC}_n(S^*) < \min_{S \neq S^*} \text{RIC}_n(S)\right) \times [1 - (1 - p_{S^*})^{B_2}] \rightarrow 1,$$

as $n, B_2 \rightarrow \infty$.

This corollary not only prepares us well to bound the expected misclassification rate, but also indicates that RaSE classifier can be used as a tool to select important variables.

Theorem 4 (Misclassification rate when minimizing RIC) *Under Assumptions 1 and 3, for $c_n = \omega(n^{-1/2})$ and $o(1)$, if we select the optimal subspace according to minimal RIC as the criterion for RaSE classifier with threshold α , it holds that*

$$\mathbb{E}\{\mathbf{E}[R(C_n^{\text{RaSE}}) - R(C_{\text{Bayes}})]\} \leq \frac{\mathbb{E}[R(C_n^{S^*}) - R(C_{\text{Bayes}})] + \mathbf{P}(S_{1*} \neq S^*)}{\min(\alpha, 1 - \alpha)}.$$

Here, the upper bound consists of two terms. The first term involving $\mathbb{E}[R(C_n^{S^*}) - R(C_{\text{Bayes}})]$ can be seen as a discrepancy between the risk of model trained in S^* based on finite samples with the Bayes risk, which will be investigated in detail in the next subsection. The second term follows from the wrong selection of subset.

In addition to the criterion of minimizing RIC, the criterion of minimizing training error (misclassification rate on the training set) or leave-one-out cross-validation error can also arrive at a similar guarantee of performance.

Theorem 5 (Misclassification rate when minimizing training error or leave-one-out cross-validation error) *If the criterion of minimal training error or leave-one-out cross-validation error is applied for RaSE classifier with threshold α , it holds that*

$$\mathbb{E}\{\mathbf{E}[R(C_n^{\text{RaSE}}) - R(C_{\text{Bayes}})]\} \leq \frac{\mathbb{E}[R(C_n^{S^*}) - R(C_{\text{Bayes}})] + (\mathbb{E}|\epsilon_n| - \mathbb{E}|\epsilon_n^{S^*}|) + (1 - p_{S^*})^{B_2}}{\min(\alpha, 1 - \alpha)}, \quad (8)$$

where $\epsilon_n^{S^*} = R(C_n^{S^*}) - R_n(C_n^{S^*})$, $\epsilon_n = \mathbf{E}[R(C_n^{S_{1*}}) - R_n(C_n^{S_{1*}})]$. Here $R_n(C)$ is the training error or leave-one-out cross-validation error of classifier C .

This theorem is closely related to Theorem 3 in Cannings and Samworth (2017) and derived along similar lines. Regarding the upper bound in (8), the first term is the same as the first term of the bound in Theorem 4. The second term involving $\mathbb{E}|\epsilon_n| - \mathbb{E}|\epsilon_n^{S^*}|$ is relative to the distance between the training error and test error, which usually shrink to zero for some specific classifiers as $n, B_2 \rightarrow \infty$ (see details in Section 3.4). The third term involving $(1 - p_{S^*})^{B_2}$ reflects the possibility that S^* is not selected in any of the B_2 subspaces we generate, which is similar to the second term in the bound given by Theorem 4.

3.4 Detailed analysis for several base classifiers

In this section, we work out the technical details for RaSE classifier when the base classifier is chosen to be LDA, QDA and k NN.

3.4.1 LINEAR DISCRIMINANT ANALYSIS (LDA)

LDA was proposed by Fisher (1936) and corresponds to model (1) where $f^{(r)} \sim N(\boldsymbol{\mu}^{(r)}, \Sigma)$, $r = 0, 1$. For given training data $\{\mathbf{x}_i, y_i\}_{i=1}^n$ in subspace S , by using on the MLEs given in Proposition 4, the classifier can be constructed as

$$C_n^{S-LDA}(\mathbf{x}) = \begin{cases} 1, & \Delta(\mathbf{x}_S | \hat{\pi}_0, \hat{\pi}_1, \hat{\boldsymbol{\mu}}_S^{(0)}, \hat{\boldsymbol{\mu}}_S^{(1)}, \hat{\Sigma}_{S,S}) > 0, \\ 0, & \text{otherwise,} \end{cases}$$

where the decision function

$$\Delta(\mathbf{x}_S | \hat{\pi}_0, \hat{\pi}_1, \hat{\boldsymbol{\mu}}_S^{(0)}, \hat{\boldsymbol{\mu}}_S^{(1)}, \hat{\Sigma}_{S,S}) = \log(\hat{\pi}_1/\hat{\pi}_0) + (\mathbf{x}_S - (\hat{\boldsymbol{\mu}}_S^{(0)} + \hat{\boldsymbol{\mu}}_S^{(1)})/2)^T (\hat{\Sigma}_{S,S})^{-1} (\hat{\boldsymbol{\mu}}_S^{(1)} - \hat{\boldsymbol{\mu}}_S^{(0)}).$$

And the degree of freedom of LDA model with feature subspace S is $\text{deg}(S) = |S| + 1$. Efron (1975) studied the relationship between misclassification rate of LDA classifier and its Bayes error, showing that when $\pi_0 = \pi_1 = 0.5$, it holds

$$\mathbb{E}[R(C_n^{S^*-LDA}) - R(C_{Bayes})] = \frac{|S^*|}{n} \phi\left(-\frac{D_L(S^*)}{2}\right) \left(\frac{D_L(S^*)}{4} + \frac{1}{D_L(S^*)}\right) [1 + o(1)],$$

as $n \rightarrow \infty$ and $D_L(S^*) = (\boldsymbol{\mu}_{S^*}^{(1)} - \boldsymbol{\mu}_{S^*}^{(0)})^T \Sigma_{S^*, S^*}^{-1} (\boldsymbol{\mu}_{S^*}^{(1)} - \boldsymbol{\mu}_{S^*}^{(0)})$. And due to Theorem 23.1 in Devroye et al. (2013), and conclusion in Section 4.1 of Cannings and Samworth (2017), we have

$$\mathbb{E}|\epsilon_n^{S^*}| \leq 8\sqrt{\frac{(|S^*| + 1) \log(n+1) + 3 \log 2 + 1}{2n}}, \quad (9)$$

$$\mathbb{E}|\epsilon_n| = 8\sqrt{\frac{(|S^*| + 1) \log(n+1) + 3 \log 2 + \log B_2 + 1}{2n}}. \quad (10)$$

Then we know that when $n, B_2 \rightarrow \infty$, the bound given by Theorem 4 goes to zero. And if $B_2 = o(e^n)$, the bound in Theorem 5 also shrinks to zero.

3.4.2 QUADRATIC DISCRIMINANT ANALYSIS (QDA)

QDA considers the model (1) analogous to LDA while $\mathbf{x}|y = r \sim N(\boldsymbol{\mu}^{(r)}, \Sigma^{(r)})$, $r = 0, 1$, where Σ_0 can be different from Σ_1 . On the basis of training data $\{(\mathbf{x}_i, y_i)\}_{i=1}^n$ in subspace S , it admits the following form of classifier based on the MLEs given in Proposition 5:

$$C_n^{S-QDA}(\mathbf{x}) = \begin{cases} 1, & \Delta'(\mathbf{x}_S | \hat{\pi}_0, \hat{\pi}_1, \hat{\boldsymbol{\mu}}_S^{(0)}, \hat{\boldsymbol{\mu}}_S^{(1)}, \hat{\Sigma}_{S,S}^{(0)}, \hat{\Sigma}_{S,S}^{(1)}) > 0, \\ 0, & \text{otherwise,} \end{cases}$$

where the decision function

$$\begin{aligned} \Delta'(\mathbf{x}_S | \hat{\pi}_0, \hat{\pi}_1, \hat{\boldsymbol{\mu}}_S^{(0)}, \hat{\boldsymbol{\mu}}_S^{(1)}, \hat{\Sigma}_{S,S}^{(0)}, \hat{\Sigma}_{S,S}^{(1)}) &= \log(\hat{\pi}_1/\hat{\pi}_0) - \frac{1}{2} \mathbf{x}_S^T [(\hat{\Sigma}_{S,S}^{(1)})^{-1} - (\hat{\Sigma}_{S,S}^{(0)})^{-1}] \mathbf{x}_S \\ &\quad + \mathbf{x}_S^T [(\hat{\Sigma}_{S,S}^{(1)})^{-1} \hat{\boldsymbol{\mu}}_S^{(1)} - (\hat{\Sigma}_{S,S}^{(0)})^{-1} \hat{\boldsymbol{\mu}}_S^{(0)}] \\ &\quad - \frac{1}{2} (\hat{\boldsymbol{\mu}}_S^{(1)})^T (\hat{\Sigma}_{S,S}^{(1)})^{-1} \hat{\boldsymbol{\mu}}_S^{(1)} + \frac{1}{2} (\hat{\boldsymbol{\mu}}_S^{(0)})^T (\hat{\Sigma}_{S,S}^{(0)})^{-1} \hat{\boldsymbol{\mu}}_S^{(0)}. \end{aligned}$$

And the degree of freedom of QDA model with feature subspace S is $\deg(S) = |S|(|S| + 1)/2 + |S| + 1$. Li and Shao (2015) showed that under certain conditions, it holds

$$R(C_n^{S^* - QDA}) - R(C_{Bayes}) \xrightarrow{p} 0,$$

implying that

$$\mathbb{E}[R(C_n^{S^* - QDA})] - R(C_{Bayes}) \rightarrow 0.$$

Also, by applying Theorem 23.1 in Devroye et al. (2013), we have similar conclusions as (9), (10) in the following

$$\begin{aligned} \mathbb{E}|\epsilon_n^{S^*}| &\leq 8\sqrt{\frac{[|S^*|(|S^*| + 3)/2 + 1] \log(n + 1) + 3 \log 2 + 1}{2n}}, \\ \mathbb{E}|\epsilon_n| &= 8\sqrt{\frac{[|S^*|(|S^*| + 3)/2 + 1] \log(n + 1) + 3 \log 2 + \log B_2 + 1}{2n}}. \end{aligned}$$

Then we can obtain the same conclusion that both bounds converge to zero when $n, B_2 \rightarrow \infty$ and $B_2 = o(e^n)$.

3.4.3 k -NEAREST NEIGHBOR (k NN)

k NN method was firstly proposed by Fix (1951). It tries to mimic the regression function $E[y|\mathbf{x}]$ in the local region around point \mathbf{x} by using the average of k nearest neighbors. k NN is a non-parametric method and its success has been witnessed in a wide range of applications.

Given training data $\{\mathbf{x}_i, y_i\}_{i=1}^n$, for the new observation \mathbf{x} and subspace S , rank the training data by the increasing ℓ^2 distance in Euclidean space to \mathbf{x}_S as $\{\mathbf{x}_{m_i, S}\}_{i=1}^n$ such that

$$\|\mathbf{x}_S - \mathbf{x}_{m_1, S}\|_2 \leq \|\mathbf{x}_S - \mathbf{x}_{m_2, S}\|_2 \leq \dots \leq \|\mathbf{x}_S - \mathbf{x}_{m_n, S}\|_2,$$

where $\|\cdot\|_2$ represents the ℓ^2 norm in the corresponding Euclidean space. Then the k NN classifier admits the following form:

$$C_n^{S-kNN}(\mathbf{x}) = \begin{cases} 1, & \frac{1}{k} \sum_{i=1}^k y_{m_i} > 0.5, \\ 0, & \text{otherwise.} \end{cases}$$

Hall et al. (2008) and Samworth et al. (2012) both showed that under some regularity conditions, we have

$$\mathbb{E}[R(C_n^{S^* - kNN})] - R(C_{Bayes}) = O(n^{-|S^*|/(|S^*|+4)}).$$

Applying similar analysis in Section 4 of Cannings and Samworth (2017), choosing optimal subspace by minimizing the leave-one-out cross-validation error, we have similar conclusions for $\mathbb{E}|\epsilon_n^{S^*}|, \mathbb{E}|\epsilon_n|$ in the below by applying theorems in Devroye et al. (2013) and Devroye and Wagner (1979):

$$\begin{aligned} \mathbb{E}|\epsilon_n^{S^*}| &\leq \frac{1 + 2^{5/4} k^{1/4} \sqrt{3}/\pi^{1/4}}{\sqrt{n}}, \\ \mathbb{E}|\epsilon_n| &\leq 3[4(3^{d_{\max}} + 1)]^{1/3} \left[\frac{k(1 + \log B_2 + 3 \log 2)}{n} \right]^{1/3}, \end{aligned}$$

if $|S_{11}| \leq d_{\max}$ almost surely with respect to distribution \mathcal{D} .

4. Computational and practical issues

4.1 Tuning parameter selection

In Algorithm 1, there are five tune parameters, including the number of weak learners B_1 , the number of candidate subspaces B_2 to explore for each weak learner, the distribution \mathcal{D} of subspaces, the criterion \mathcal{C} for selecting the optimal subspace for each weak learner, and the threshold $\hat{\alpha}$.

If we set \mathcal{C} as minimizing the RIC, the difference between the risk of RaSE and Bayes risk, as well as the MC variance of RaSE, vanish at an exponential rate when $B_1 \rightarrow \infty$, except for a finite set of threshold α . This implies the RaSE classifier becomes more accurate and stable as B_1 increases. Regarding the impact of B_2 , by Corollary 1 and Theorem 3, under the minimal RIC criterion with some conditions, as $B_2, n \rightarrow \infty$, the subspace chosen for each learner recovers the minimal determinative set with high probability. By Theorem 4, the expectation of misclassification rate becomes closer to the Bayes error as the sample size n and B_2 increase, which motivates us to use a large B_2 if we have sufficient computational power. However, when we choose minimizing training error as the criterion \mathcal{C} to select the optimal subspace, Theorem 5 shows that the influence of B_2 becomes more subtle. In our implementation, we set $B_1 = 100$ and $B_2 = 500$ as default. For LDA and QDA classifier, \mathcal{C} is set to choose the optimal subspace by minimizing the RIC while for k NN, the default setting is minimizing the leave-one-out cross-validation error.

Without prior information about the features, as we mentioned in Section 2.1, \mathcal{D} is set as the hierarchical uniform distribution over the subspaces. To generate the size d of subspaces from uniform distribution over $\{1, \dots, d_{\max}\}$, another parameter d_{\max} has to be determined. In practice, for QDA base classifier we set $d_{\max} = \min(p, \lfloor \sqrt{n_0} \rfloor, \lfloor \sqrt{n_1} \rfloor)$ and for LDA, k NN and all the other base classifiers, we set $d_{\max} = \min(p, \lfloor \sqrt{n} \rfloor)$, where $\lfloor a \rfloor$ for any real number a denotes the largest integer not larger than a . The threshold $\hat{\alpha}$ is chosen through (2) to minimize the training error.

4.2 Computational cost

RaSE method is an ensemble framework, generating $B_1 B_2$ subspaces in total following distribution \mathcal{D} . If we use the uniform distribution introduced in the last section to generate one subspace, the time required equals to the time for sampling at most d_{\max} features from p ones, which is $O(p d_{\max})$. And the time for training the base model is denoted as T_{train} , which equals to $O(n d_{\max}^2)$ for LDA and QDA base classifiers. Similarly, the time for predicting test data is denoted as T_{test} , which equals to $O(n_{\text{test}} d_{\max})$ for LDA base classifier, $O(n_{\text{test}} d_{\max}^2)$ for QDA base classifier, and $O(n \cdot n_{\text{test}} d_{\max})$ for k -NN base classifier as well. In total, the computation cost for the training process is $O(B_1 B_2 T_{\text{train}} + B_1 B_2 \log B_2)$ time. Here $O(B_2 \log B_2)$ is the time needed to find the optimal subspaces among B_2 ones based on the sorting of their scores calculated under some criterion. The computation cost for prediction process is $O(B_1 T_{\text{test}})$ time and RaSE algorithm takes approximately $O(B_1 B_2 T_{\text{train}} + B_1 B_2 \log B_2 + B_1 T_{\text{test}})$ for both model fitting and prediction.

In practice, this type of framework is very convenient to apply the parallel computing paradigm, making the computing quite fast. And for specific classifiers like LDA and QDA, we have simplified the RIC expression for them, which can be directly used to speed up

calculation. Compared to projection generation process in Cannings and Samworth (2017), RaSE is more efficient since we only need to select features based on some distribution without doing any complicated matrix operations.

4.3 Feature ranking

There are many powerful tools in statistics and machine learning for variable selection and feature ranking. For the sparse classification approaches like sparse-LDA and sparse-QDA (Mai et al., 2012; Jiang et al., 2018; Fan et al., 2012; Shao et al., 2011; Hao et al., 2018; Fan et al., 2015; Mai et al., 2015; Fan et al., 2016; ?), or independent regularization approach like nearest shrunken centroids (Tibshirani et al., 2003), this is usually directly implied by the methodology. For model-free classification methods, however, it’s not straightforward to rank features. For random forest, Breiman (2001) proposed a feature ranking method by randomly permuting the value of each feature and calculating the misclassification rate on the out-of-bag data for the new random forest.

For RaSE, as an ensemble framework, it’s quite natural to rank variables by their frequencies of appearing in B_1 subspaces corresponding to B_1 weak learners. Following from Corollary 1, as $n, B_2 \rightarrow \infty$, by applying the criterion of minimizing RIC, the chosen subspace converges to the minimal discriminative set with high probability, which intuitively illustrate why this idea works to rank variables. And for Algorithm 2, the frequencies of signals in minimal discriminative set tend to increase after iterations, which can both improve the performance of RaSE classifier and provide an improving ranking. We will demonstrate this via extensive simulation studies in the next section.

5. Simulations and Real-data Experiments

We use four simulation settings and four real datasets to demonstrate the effectiveness of RaSE method. The performance of RaSE classifiers with LDA, QDA, Gamma and k NN as base classifiers with different iteration numbers are compared with that of other competitors, including the standard LDA, QDA, and k NN classifiers, sparse LDA (sLDA) (Mai et al., 2012), regularization algorithm under marginality principle (RAMP) (Hao et al., 2018), nearest shrunken centroids (NSC) (Tibshirani et al., 2003), random forests (RF) (Breiman, 2001), and random projection ensemble classifier (RPEnsemble) (Cannings and Samworth, 2017).

The standard LDA, QDA methods are implemented by using R package MASS. And the k NN classifier is implemented by `knn`, `knn.cv` in R package `class` and function `knn3` in R package `caret`. We utilize package `dsda` to fit sLDA model. RAMP is implemented through package RAMP. For the RF, we use R package `RandomForest`; the number of trees are set as 500 (as default) and $\lfloor \sqrt{p} \rfloor$ variables are randomly selected when training each tree (as default). And the NSC model is fitted by calling function `pamr.train` in package `pamr`. RPEnsemble is implemented by R package `RPEnsemble`.

When fitting the standard k NN classifier, and the k NN base classifier in RPEnsemble and RaSE method, the number of neighbors k is chosen from $\{3, 5, 7, 9, 11\}$ via leave-one-out cross-validation, following Cannings and Samworth (2017). For RAMP, the response type is set as “binomial”, for which the logistic regression with interaction effects is considered. In sLDA, the penalty parameter λ is chosen to minimize cross-validation error. In RPEnsemble

method, LDA, QDA, k NN, are set as base classifiers with default parameters, and the number of weak learner $B_1 = 500$ and the number of projection candidates for each weak learner $B_2 = 50$ and the dimension of projected space $d = 5$. The projection generation method is set to be ‘‘Haar’’ and the criterion of choosing optimal projection is set to be minimizing training error for LDA and QDA and minimizing leave-one-out cross-validation error for k NN. For RaSE method, for LDA, QDA and independent Gamma classifier (to be illustrated later in Section 5.1.2), the criterion is set to be minimizing RIC and for k NN, the strategy of minimizing leave-one-out cross-validation error is applied. To obtain the MLE of parameters in the Gamma distribution, the Newton’s method is applied via function `nlm` in package `stats` and the initial point is chosen to be the moment estimator. Other parameter settings in RaSE are the same as in the last section. For simulations, the number of iterations T in Algorithm 2 is set to be 0, 1, 2 while for real-data experiments we only consider RaSE methods with 0 or 1 iteration. We write the iteration number on the subscript and if it is zero, the subscript will be omitted. For example, RaSE₁-LDA represents the RaSE classifier with $T = 1$ iteration and LDA base classifier.

For all experiments, 200 replicates are considered and the average test errors (percentage) are calculated based on them. The standard deviation of test error over 200 replicates is also calculated for each approach and written on the subscript. The approach with minimal test error for each setting is highlighted in bold, and methods achieving test error within one standard deviation of the best one are highlighted in italic. Also, for all simulations and the madelon dataset, the average selected percentage of features in B_1 subspaces for the largest sample size setting in RaSE method are presented, which provides an intuitive way for feature ranking.

The RaSE classifier competes favorably with existing classification methods, with its misclassification rate the lowest in 19 out of 24 (simulation and real-data) settings and within one standard deviation of the lowest in the remaining 5 settings.

5.1 Simulations

For the simulated data, model 1 follows from model 1 in Mai et al. (2012), which is an sparse LDA-adapted setting. In model 2, for each class a Gamma distribution with independent components is used. Model 3 follows from the setting of model 3 in Fan et al. (2015), which is a QDA-adapted model. The marginal distribution for two classes is set to be $\pi_0 = \pi_1 = 0.5$ for the first three simulation models. Model 4 is motivated by the k NN model, and the data generation process will be introduced below. For simulations, we consider the oracle model as a benchmark for optimal performance. Oracle models use the correct model on the minimal discriminative set, mimicking the behavior of the Bayes classifier.

5.1.1 MODEL 1 (LDA)

$\mathbf{x}|y = r \sim N(\boldsymbol{\mu}^{(r)}, \Sigma)$, $r = 0, 1$, where $\Sigma = (\Sigma_{ij})_{p \times p} = (0.5^{|i-j|})_{p \times p}$, $\boldsymbol{\mu}^{(0)} = \mathbf{0}_{p \times 1}$, $\boldsymbol{\mu}^{(1)} = \Sigma^{-1} \times 0.556(3, 1.5, 0, 0, 2, \mathbf{0}_{1 \times (p-5)})^T$. Here $p = 400$, and the training sample size $n \in \{200, 400, 1000\}$. Test data of size 1000 is independently generated from the same model.

As analyzed in Example 1, feature subset $\{1, 2, 5\}$ is the minimal discriminative set S^* . On the left panel of Table 1, the performance of various methods on model 1 for different sample sizes are presented. As we could see, sLDA and RAMP perform the best when the

sample size $n = 200$ and 400 . RaSE methods with iterations achieve a similar performance to the best classifiers for each setting and RaSE₂-LDA ranks the top with RAMP when $n = 1000$. Also since this model is very sparse, the default value of B_2 cannot guarantee that the minimal discriminative set can be selected. Therefore the iterative version of RaSE improves the performance of RaSE a lot. And NSC also achieves a comparably small misclassification rate when $n = 200$.

In Figure 2, the average selected percentages of 400 features in 200 replicates when $n = 1000$ are presented. It can be noticed that after two iterations, the three signals can be captured for almost all the $B_1 = 100$ subspaces for all three base classifiers.

Table 1: Error rates for model 1 and 2

Method ⁴	Results for model 1			Results for model 2		
	$n = 200$	$n = 400$	$n = 1000$	$n = 100$	$n = 200$	$n = 400$
RaSE-LDA	13.23 _{1.36}	12.38 _{1.17}	11.18 _{1.09}	21.76 _{3.64}	18.89 _{2.85}	17.77 _{2.03}
RaSE-QDA/Gamma	13.99 _{1.25}	13.73 _{1.22}	13.32 _{1.11}	24.57 _{3.45}	23.19 _{3.50}	21.96 _{3.53}
RaSE- k NN	13.38 _{1.31}	12.52 _{1.38}	11.25 _{1.16}	23.09 _{3.33}	21.90 _{3.16}	21.18 _{2.40}
RaSE ₁ -LDA	11.35 _{1.20}	10.43 _{0.99}	10.19 _{0.92}	18.39 _{2.90}	15.17 _{1.84}	14.06 _{1.39}
RaSE ₁ -QDA/Gamma	11.48 _{1.17}	11.13 _{1.25}	10.86 _{1.07}	15.43 _{2.20}	14.51 _{2.11}	13.44 _{1.51}
RaSE ₁ - k NN	11.42 _{1.36}	10.64 _{1.07}	10.30 _{0.90}	19.75 _{3.08}	17.50 _{2.09}	16.54 _{1.75}
RaSE ₂ -LDA	12.52 _{1.36}	10.99 _{1.12}	10.06 _{0.90}	19.96 _{3.03}	15.85 _{2.02}	13.80 _{1.30}
RaSE ₂ -QDA/Gamma	11.99 _{1.66}	10.45 _{1.19}	10.13 _{0.99}	14.92 _{2.22}	12.65 _{1.35}	12.28 _{1.21}
RaSE ₂ - k NN	11.24 _{1.25}	10.62 _{1.10}	10.28 _{0.88}	20.48 _{3.46}	16.67 _{2.16}	15.02 _{1.63}
RP-LDA	17.55 _{1.45}	15.00 _{1.19}	13.40 _{1.10}	38.92 _{2.10}	35.03 _{1.86}	31.01 _{1.97}
RP-QDA	18.25 _{1.84}	15.13 _{1.26}	13.51 _{1.14}	43.69 _{3.35}	38.11 _{2.51}	33.04 _{2.22}
RP- k NN	18.86 _{1.77}	16.16 _{1.27}	14.20 _{1.11}	41.37 _{2.41}	39.27 _{2.08}	36.49 _{1.71}
LDA	—†	46.49 _{2.62}	18.75 _{1.45}	—†	—†	47.49 _{2.13}
QDA/Gamma	—†	—†	48.07 _{1.85}	32.36 _{2.37}	26.48 _{1.92}	21.63 _{1.46}
k NN	29.15 _{2.89}	26.97 _{2.03}	24.60 _{1.65}	45.66 _{2.08}	44.78 _{2.07}	43.81 _{1.96}
sLDA	10.99 _{1.34}	10.44 _{1.11}	10.17 _{0.93}	22.04 _{3.24}	18.85 _{2.25}	15.50 _{1.86}
RAMP	11.76 _{1.76}	10.38 _{1.10}	10.06 _{0.90}	20.33 _{3.94}	16.30 _{2.28}	13.62 _{1.44}
NSC	11.68 _{1.06}	11.50 _{0.96}	11.59 _{1.01}	27.32 _{6.75}	20.29 _{4.50}	17.39 _{3.05}
RF	12.99 _{1.35}	11.90 _{1.05}	11.21 _{0.96}	26.06 _{6.15}	18.59 _{2.98}	15.57 _{1.62}
Oracle	10.27 _{1.00}	10.07 _{0.99}	10.02 _{0.89}	12.60 _{1.21}	12.21 _{1.06}	11.98 _{1.10}

† Not applicable.

5.1.2 MODEL 2 (GAMMA DISTRIBUTION)

In this model we investigate the Gamma distribution with independent features, which is rarely studied in the literature. $\mathbf{x}|y = r$ at j -th coordinate follows Gamma distribution

4. To save space, for the rows involving “QDA/Gamma”, it represents the QDA in Model 1 and the independent Gamma classifier in Model 2.

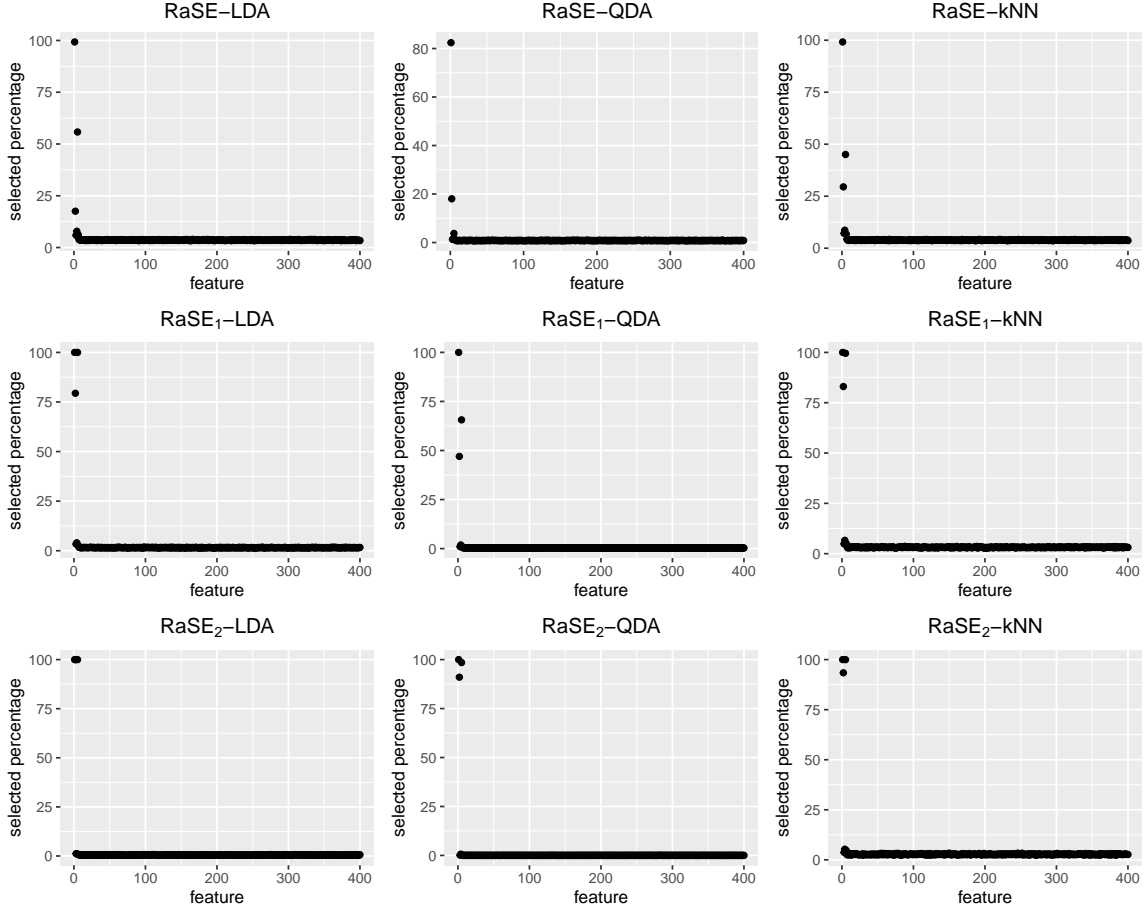


Figure 2: Average selected percentages of features for Model 1 in 200 replicates when $n = 1000$

$\text{Gamma}(\alpha_j^{(r)}, \beta_j^{(r)})$, which has the density function

$$f_j^{(r)}(x; \alpha_j^{(r)}, \beta_j^{(r)}) = \frac{1}{(\beta_j^{(r)})^{\alpha_j^{(r)}} \Gamma(\alpha_j^{(r)})} x^{\alpha_j^{(r)}-1} \exp\{-x/\beta_j^{(r)}\} \mathbb{1}(x \geq 0), j = 1, \dots, p, r = 0, 1. \quad (11)$$

Denote $\boldsymbol{\alpha}^{(r)} = (\alpha_1^{(r)}, \dots, \alpha_p^{(r)})^T, \boldsymbol{\beta}^{(r)} = (\beta_1^{(r)}, \dots, \beta_p^{(r)})^T$. Here, we let $\boldsymbol{\alpha}^{(0)} = (2, 1.5, 1.5, 2, 2, \mathbf{1}_{1 \times (p-5)})^T, \boldsymbol{\alpha}^{(1)} = (2.5, 1.5, 1.5, 1, 1, \mathbf{1}_{1 \times (p-5)})^T, \boldsymbol{\beta}^{(0)} = (1.5, 3, 1, 1, 1, \mathbf{1}_{p-5})^T, \boldsymbol{\beta}^{(1)} = (2, 1, 3, 1, 1, \mathbf{1}_{1 \times (p-5)})^T, p = 400, n \in \{100, 200, 400\}$. Hence, the minimal discriminative set S^* is $\{1, 2, 3, 4, 5\}$, due to Proposition 1.

MLEs of $\boldsymbol{\alpha}^{(0)}, \boldsymbol{\alpha}^{(1)}, \boldsymbol{\beta}^{(0)}, \boldsymbol{\beta}^{(1)}$ can be obtained by numerical approaches like the gradient descent or Newton's method. And the marginal probabilities are estimated by the proportion of two classes in training samples. Then the Bayes classifier is estimated by these MLEs and applied to classify new observations, which is denoted as independent Gamma classifier in Table 1. For this example, we also apply RaSE with the independent Gamma classifier

as one of base classifiers. According to (5) and (11), the decision function of independent Gamma classifier estimated in subspace S is

$$C_n^{S-Gamma}(\mathbf{x}) = \mathbb{1} \left(\frac{\hat{\pi}_1}{\hat{\pi}_0} \cdot \prod_{j \in S} \frac{f_j^{(1)}(x_j; \hat{\alpha}_j^{(1)}, \hat{\beta}_j^{(1)})}{f_j^{(0)}(x_j; \hat{\alpha}_j^{(0)}, \hat{\beta}_j^{(0)})} > 0.5 \right),$$

where $\hat{\pi}_1, \hat{\pi}_0, \hat{\alpha}_j^{(1)}, \hat{\alpha}_j^{(0)}, \hat{\beta}_j^{(1)}, \hat{\beta}_j^{(0)}$ are corresponding MLEs.

This is also a very sparse model, therefore the iteration process can improve the RaSE method with a lower misclassification rate. The right panel of Table 1 shows us the performance of various methods on this model. It demonstrates that RaSE₂-Gamma incurs the smallest misclassification rate and low standard deviation for all three settings.

Figure 3 shows us the average selected percentage of features when $n = 400$, from which we can see that due to the high sparsity, the default B_2 setting is not sufficient and makes it hard for the RaSE classifier without iterations to capture all the features in S^* . After iterations, the frequencies of the minimal discriminative set increase significantly and S^* can be easily identified for all three base classifiers after 2 iterations.

5.1.3 MODEL 3 (QDA)

$X|Y = r \sim N(\boldsymbol{\mu}^{(r)}, \Sigma^{(r)}), r = 0, 1$, where $\Omega^{(0)} = (\Sigma^{(0)})^{-1}$ is a $p \times p$ band matrix with $(\Omega^{(0)})_{ii} = 1$ and $(\Omega^{(0)})_{ik} = 0.3$ for $|i - k| = 1$. All the other entries are zero. $\Omega^{(1)} = \Omega^{(0)} + \Omega$, where Ω is a $p \times p$ sparse symmetric matrix with $\Omega_{10,10} = -0.3758, \Omega_{10,30} = 0.0616, \Omega_{10,50} = 0.2037, \Omega_{30,30} = -0.5482, \Omega_{30,50} = 0.0286, \Omega_{50,50} = -0.4614$ and all the other entries are zero. Here $p = 200, n \in \{200, 400, 1000\}$.

As analyzed in Example 2, that the minimal discriminative set $S^* = \{1, 2, 10, 30, 50\}$, where features 1 and 2 represent linear signals or main effects and features 10, 30 and 50 are quadratic signals. The left panel of Table 2 shows us the results. From it we can see that RaSE₂-QDA obtains the lowest test misclassification rate across three different settings, which is reasonable since data is generated from a QDA-adapted model. RaSE- k NN also does a good job.

Figure 4 represents the average selected percentage of features when $n = 1000$, which exhibits that the frequencies of the elements in minimal discriminative set are increasing after iterations. When the base classifier is QDA or k NN, all the five features stand out. On the other hand, RaSE with LDA base classifier, only captures the two linear signals, which is quite reasonable since LDA does not consider the quadratic terms.

5.1.4 MODEL 4 (k NN)

We generate data motivated by the k NN classifier. First, 10 initial points $\mathbf{z}_1, \dots, \mathbf{z}_{10}$ are generated i.i.d. from $N(\mathbf{0}_{p \times 1}, I_p)$, five of which are labeled as 0 and the other five are labeled as 1. Then each time one of $\{\mathbf{z}_1, \dots, \mathbf{z}_{10}\}$ (suppose \mathbf{z}_{k_i}) is randomly selected and we then generate $\mathbf{x}_i \sim N((\mathbf{z}_{k_i}^T, \mathbf{0}_{1 \times (p-5)})^T, 0.5^2 I_p)$. Here $S^* = \{1, 2, 3, 4, 5\}, p = 200, n \in \{200, 400, 1000\}$. The minimal discriminative set is $S^* = \{1, 2, 3, 4, 5\}$. The results are presented in Table 2 and the average frequencies of features in $B_1 = 100$ subspaces are presented in Figure 5.

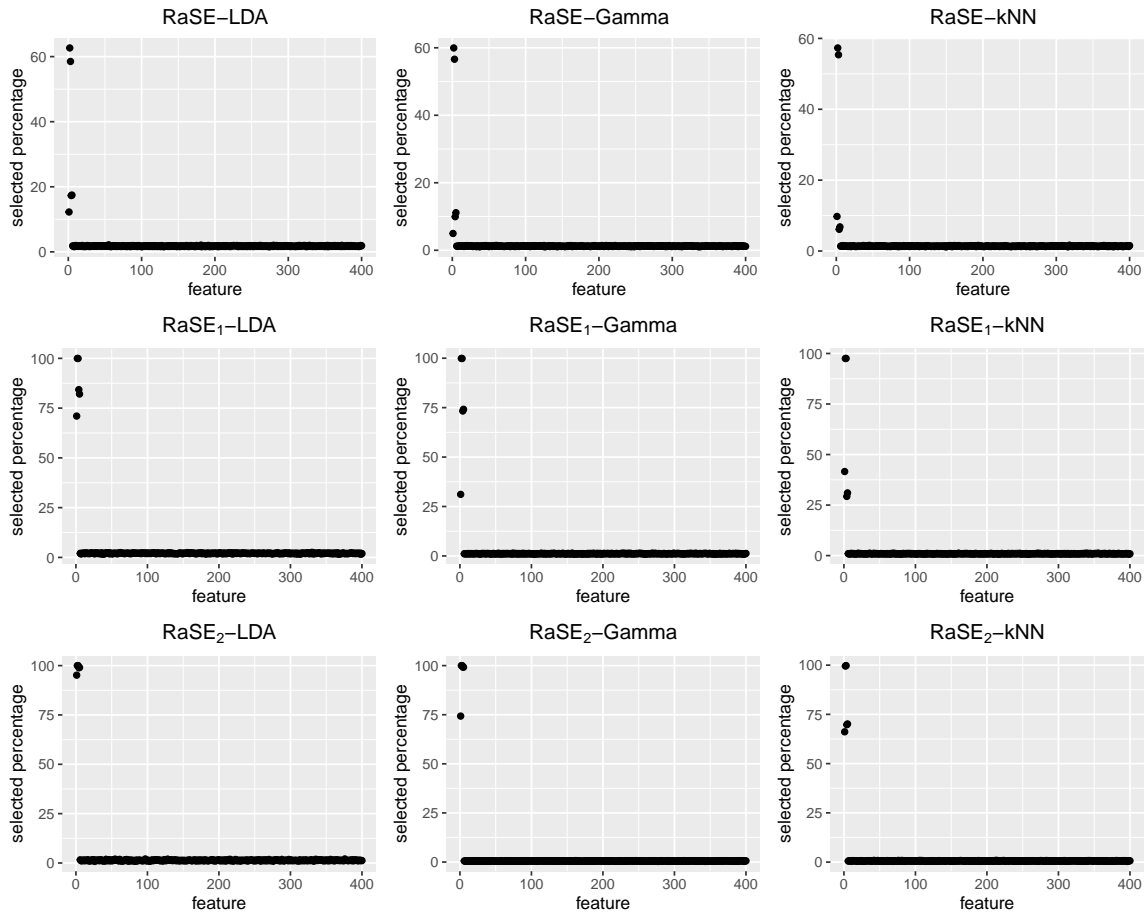


Figure 3: Average selected percentages of features for Model 2 in 200 replicates when $n = 400$

From the right panel of Table 2, it can be seen that the performance of RaSE_2 - $k\text{NN}$ is surprising. It outperforms all the other methods and the difference between its misclassification rate and others is very obvious. It should be noted that in this case, the oracle is calculated by applying $k\text{NN}$ on only the first five features and also uses leave-one-out cross-validation to choose k from $\{3, 5, 7, 9, 11\}$. Note that the oracle is not the optimal classifier due to the lack of a true model, which explains why RaSE_2 - $k\text{NN}$ can even achieve a better performance when $n = 400, 1000$.

Figure 5 shows that RaSE based on all the three base classifiers can capture features in the minimal discriminative set.

Table 2: Error rates for model 3 and 4

Method	Results for model 3			Results for model 4		
	$n = 200$	$n = 400$	$n = 1000$	$n = 200$	$n = 400$	$n = 1000$
RaSE-LDA	37.70 _{2.80}	36.31 _{1.79}	35.53 _{1.70}	27.52 _{9.03}	25.60 _{8.97}	24.24 _{9.21}
RaSE-QDA	32.77 _{3.02}	30.44 _{2.47}	29.07 _{2.01}	25.16 _{7.15}	23.72 _{6.86}	21.46 _{6.94}
RaSE- k NN	31.53 _{2.88}	27.56 _{2.14}	25.38 _{1.77}	14.14 _{5.42}	11.48 _{4.53}	7.87 _{4.01}
RaSE ₁ -LDA	35.34 _{3.14}	33.10 _{1.83}	32.53 _{1.51}	25.12 _{9.21}	23.33 _{8.95}	22.30 _{9.05}
RaSE ₁ -QDA	27.34 _{2.28}	25.88 _{1.71}	24.94 _{1.57}	14.86 _{6.25}	14.24 _{6.35}	12.23 _{5.86}
RaSE ₁ - k NN	29.14 _{2.74}	25.88 _{1.81}	24.16 _{1.61}	7.81 _{4.01}	6.54 _{3.37}	5.39 _{3.29}
RaSE ₂ -LDA	37.85 _{2.80}	33.64 _{1.74}	32.45 _{1.49}	26.61 _{9.69}	23.25 _{8.90}	22.16 _{9.07}
RaSE ₂ -QDA	26.88 _{2.39}	24.93 _{1.75}	23.19 _{1.62}	13.67 _{6.38}	12.59 _{5.56}	11.07 _{5.17}
RaSE ₂ - k NN	29.08 _{2.87}	25.43 _{1.83}	23.73 _{1.52}	7.16 _{3.82}	6.24 _{3.26}	5.23 _{3.16}
RP-LDA	45.01 _{1.88}	43.00 _{1.77}	40.29 _{1.72}	27.65 _{8.45}	25.74 _{7.93}	23.67 _{8.42}
RP-QDA	43.12 _{2.14}	40.09 _{1.82}	36.29 _{1.92}	26.44 _{7.54}	24.21 _{7.54}	20.93 _{7.16}
RP- k NN	44.36 _{1.77}	42.51 _{1.61}	40.73 _{2.12}	26.65 _{7.88}	24.88 _{7.83}	21.43 _{7.34}
LDA	49.06 _{2.04}	43.01 _{1.85}	38.30 _{1.68}	47.55 _{2.79}	33.57 _{8.20}	26.65 _{9.16}
QDA	—†	—†	45.18 _{1.58}	—†	—†	35.92 _{4.61}
k NN	45.64 _{1.90}	44.28 _{1.87}	43.18 _{1.85}	24.88 _{6.84}	22.07 _{6.62}	17.62 _{6.26}
sLDA	36.88 _{3.48}	34.15 _{2.02}	32.77 _{1.53}	24.76 _{9.07}	22.91 _{8.41}	22.12 _{8.88}
RAMP	37.14 _{5.89}	32.95 _{2.07}	32.17 _{1.76}	21.89 _{10.95}	15.71 _{8.51}	11.25 _{7.16}
NSC	42.16 _{5.01}	38.52 _{3.95}	35.35 _{2.22}	27.43 _{9.29}	26.03 _{8.65}	24.82 _{8.89}
RF	37.77 _{3.22}	31.83 _{2.23}	27.44 _{1.61}	24.02 _{7.79}	18.46 _{6.79}	13.61 _{5.54}
Oracle	23.53 _{1.50}	22.73 _{1.33}	22.15 _{1.23}	6.95 _{3.51}	6.40 _{3.33}	5.45 _{3.30}

† Not applicable.

5.2 Real-data experiments

5.2.1 MADELON

The madelon dataset (<http://archive.ics.uci.edu/ml/datasets/madelon>) is an artificial dataset containing data points grouped in 32 clusters placed on the vertices of a five dimensional hypercube and randomly labeled as 0 or 1 (Guyon et al., 2005). It consists of 2000 observations, 1000 of which are class 0 and the other 1000 are class 1. There are 500 features among which only 20 are informative and the others have no predictive power. The training sample size is set as $n \in \{200, 500, 1000\}$ for three different settings and each time the remained data is used as test data. 200 replicates are applied and the average misclassification rate with standard deviation of all methods are reported in Table 3. Figure 6 represents the average selected percentage of features in different RaSE models when $n = 1000$.

From the left panel of Table 3, we can see that the misclassification rate of RaSE- k NN₁ outperforms all the other methods in all the three settings. Figure 6 shows us that RaSE model leads to sparse solutions since most of features have frequencies that are close to zero.

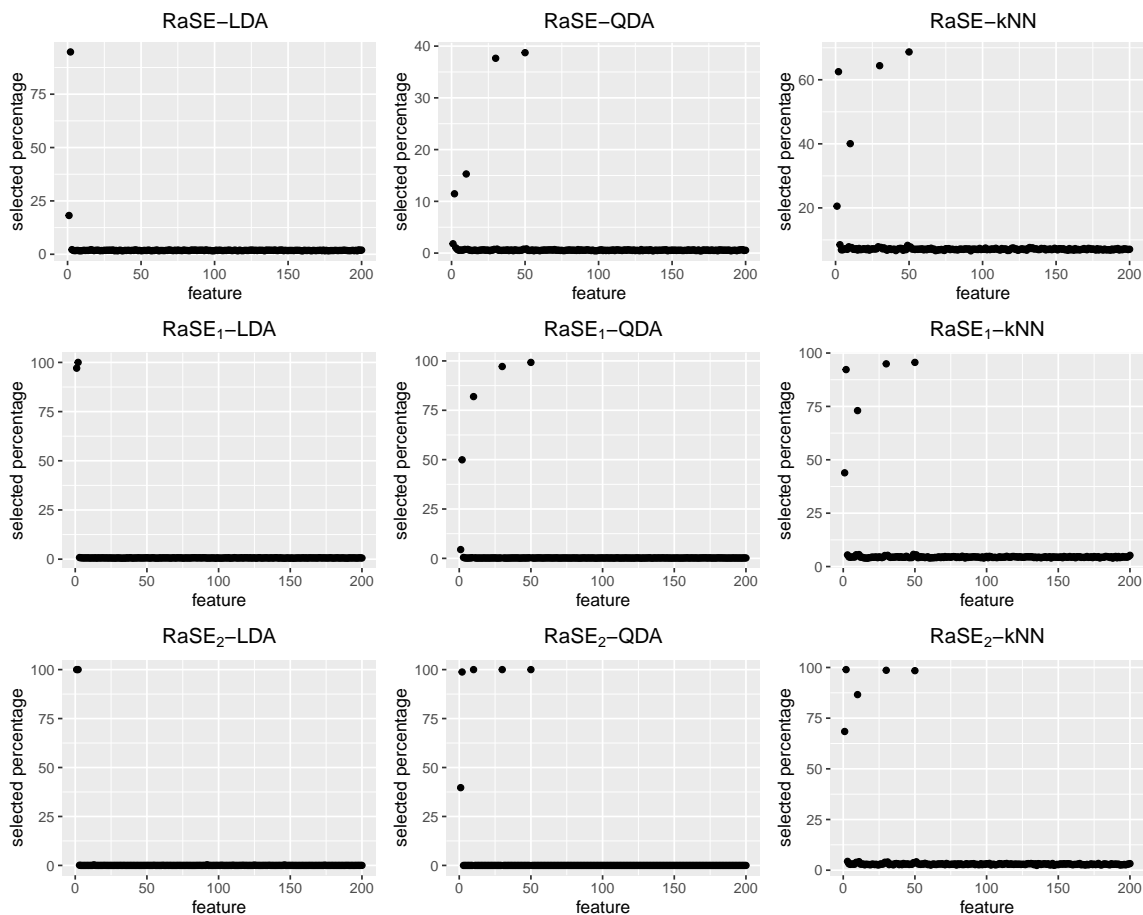


Figure 4: Average selected percentages of features for Model 3 in 200 replicates when $n = 1000$

5.2.2 MUSK

The musk dataset ([https://archive.ics.uci.edu/ml/datasets/Musk+\(Version+2\)](https://archive.ics.uci.edu/ml/datasets/Musk+(Version+2))) contains 6598 observations with 5581 non-musk (class 0) and 1017 musk (class 1) molecules. The molecule needs to be classified on the basis of $p = 166$ shape measurements (Dua and Graff, 2019). The training sample size is set to be 100, 200, 500 for each setting and remaining samples are used as the test data. 200 replicates are considered and the average misclassification rates and standard deviations are reported in Table 3.

When the training sample size is 200, RP- k NN achieves the lowest misclassification rate and RaSE-LDA, RaSE- k NN, RaSE-LDA₁, RaSE- k NN₁, sLDA also have a good performance. As the sample size increases, RaSE- k NN and RaSE- k NN₁ turn to be the best one when $n = 500, 1000$, respectively and RF can lead to a comparable performance.

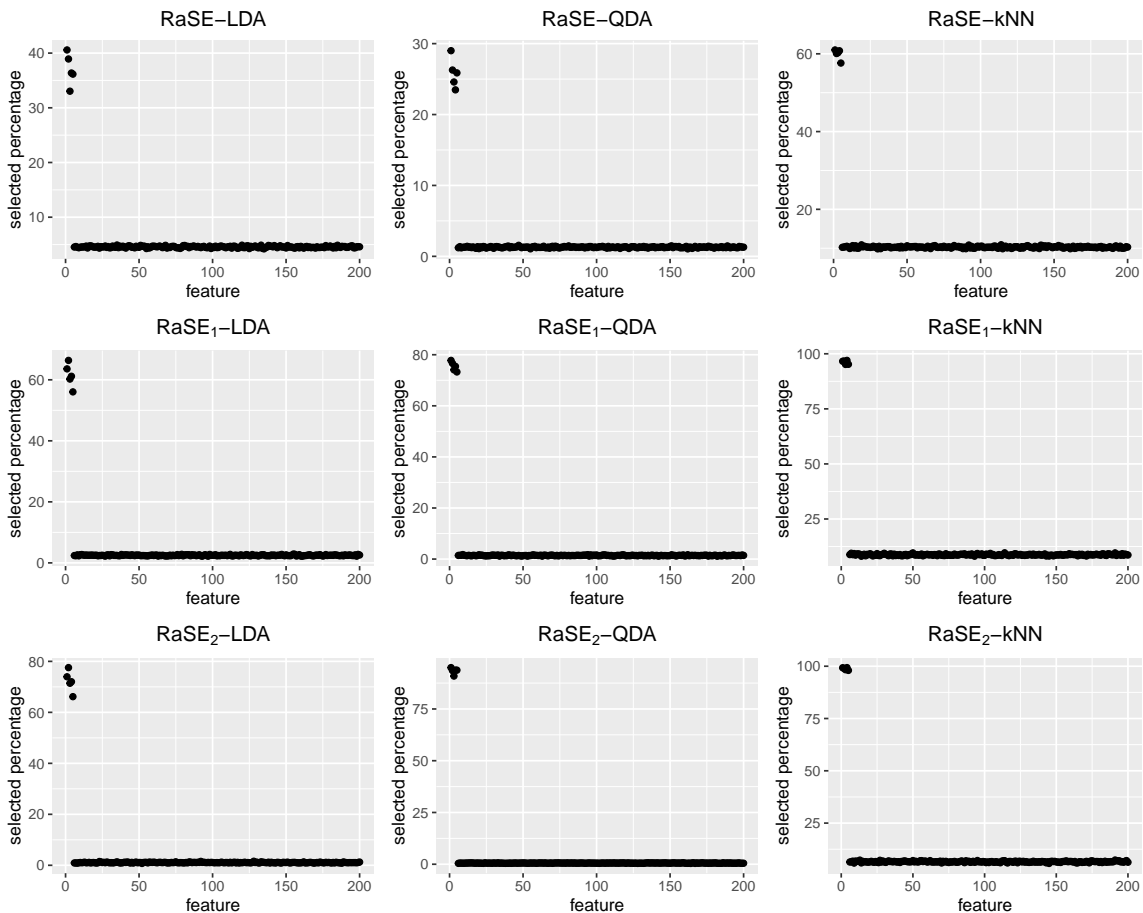


Figure 5: Average selected percentages of features for Model 4 in 200 replicates when $n = 1000$

5.2.3 MICE PROTEIN EXPRESSION

The mice protein expression dataset (<https://archive.ics.uci.edu/ml/datasets/Mice+Protein+Expression>) contains 1080 instances with 570 healthy mice (class 0) and 510 mice with Down’s syndrome (class 1). There are 77 features representing the expression of 77 different proteins (Higuera et al., 2015). Training samples of size 200, 500, 800 are considered and the remaining observations are set as the test data.

The average of test misclassification rates and the standard deviations of 200 replicates are calculated with results reported in Table 4. When $n = 200$, sLDA achieves the lowest error among all approaches, and RaSE- k NN achieves a similar performance. As the sample size increases to 500 and 800, the average misclassification rate of RaSE- k NN decreases significantly and it becomes the best classifier. When $n = 800$, RP- k NN and RF also have a similar performance.

Table 3: Error rates for madelon and musk dataset

Method	Madelon			Musk		
	$n = 200$	$n = 500$	$n = 1000$	$n = 200$	$n = 500$	$n = 1000$
RaSE-LDA	43.60 _{3.47}	40.02 _{1.80}	39.15 _{1.42}	10.65 _{1.34}	8.84 _{0.75}	7.94 _{0.48}
RaSE-QDA	44.12 _{3.47}	40.66 _{1.54}	40.18 _{1.59}	12.79 _{7.32}	9.23 _{1.00}	7.84 _{0.78}
RaSE- k NN	35.30 _{2.39}	26.95 _{2.50}	21.50 _{2.04}	10.28 _{1.77}	7.24 _{0.98}	5.69 _{0.70}
RaSE ₁ -LDA	45.57 _{2.87}	39.39 _{2.05}	38.68 _{1.09}	10.83 _{1.39}	8.84 _{0.77}	7.88 _{0.53}
RaSE ₁ -QDA	44.84 _{5.62}	37.50 _{3.13}	35.06 _{2.37}	15.16 _{6.61}	10.96 _{3.78}	8.70 _{1.05}
RaSE ₁ - k NN	27.35 _{3.53}	16.84 _{1.38}	13.64 _{1.14}	10.16 _{1.65}	7.44 _{1.23}	5.58 _{0.73}
RP-LDA	41.03 _{1.52}	40.06 _{1.26}	39.60 _{1.33}	12.55 _{1.97}	10.25 _{0.79}	9.55 _{0.44}
RP-QDA	39.92 _{1.46}	39.29 _{1.58}	38.95 _{1.55}	10.66 _{1.90}	8.77 _{0.81}	8.19 _{0.43}
RP- k NN	40.01 _{1.36}	38.95 _{1.44}	38.66 _{1.49}	9.93 _{1.62}	8.14 _{1.06}	6.94 _{0.74}
LDA	—†	49.77 _{1.33}	47.52 _{1.46}	25.23 _{3.37}	9.02 _{0.84}	6.99 _{0.41}
QDA	—†	—†	—†	—†	—†	—†
k NN	36.23 _{1.74}	31.76 _{1.36}	28.77 _{1.41}	11.34 _{1.48}	8.12 _{0.80}	6.47 _{0.52}
sLDA	42.98 _{3.27}	40.49 _{2.01}	39.63 _{1.39}	10.85 _{1.63}	7.80 _{0.70}	6.84 _{0.42}
RAMP	48.94 _{3.65}	41.70 _{5.04}	38.64 _{1.24}	14.25 _{2.01}	11.30 _{1.36}	9.88 _{1.07}
NSC	41.37 _{2.26}	40.10 _{1.15}	40.21 _{1.27}	20.43 _{5.18}	24.44 _{3.08}	25.71 _{0.59}
RF	43.71 _{2.55}	38.58 _{1.45}	34.49 _{1.44}	10.98 _{1.25}	7.53 _{0.73}	5.67 _{0.46}

† Not applicable.

5.2.4 HAND-WRITTEN DIGITS RECOGNITION

The hand-written digits recognition dataset (<https://archive.ics.uci.edu/ml/datasets/Multiple+Features>) consists of features of handwritten numerals (0-9) extracted from a collection of Dutch utility maps (Dua and Graff, 2019). Here we use the mfeat-fou dataset, which records 76 Fourier coefficients of the character shapes. We extract the observations corresponding to number 7 (class 0) and 9 (class 1) from the original data. There are 400 samples, 200 of which belong to class 0 and the remained 200 of which belong to class 1. The training samples of size 50, 100, 200 are used and the remained data is used as the test ones.

Average of test misclassification rates and standard deviations are reported in Table 4, from which it can be seen that when $n = 50, 200$, RaSE-LDA₁ enjoys the minimal test misclassification rate while standard k NN method is the best when $n = 100$. And we also note that all the RaSE classifiers get improved after 1 iteration for all three settings, implying that the underlying classification problem may be a sparse one.

6. Discussion

6.1 Summary

In this work, we introduce a new model-free ensemble classification framework named RaSE, which is designed to solve the sparse classification problem. To select the optimal subspace for each weak learner, we define a new information criterion, ratio information criterion

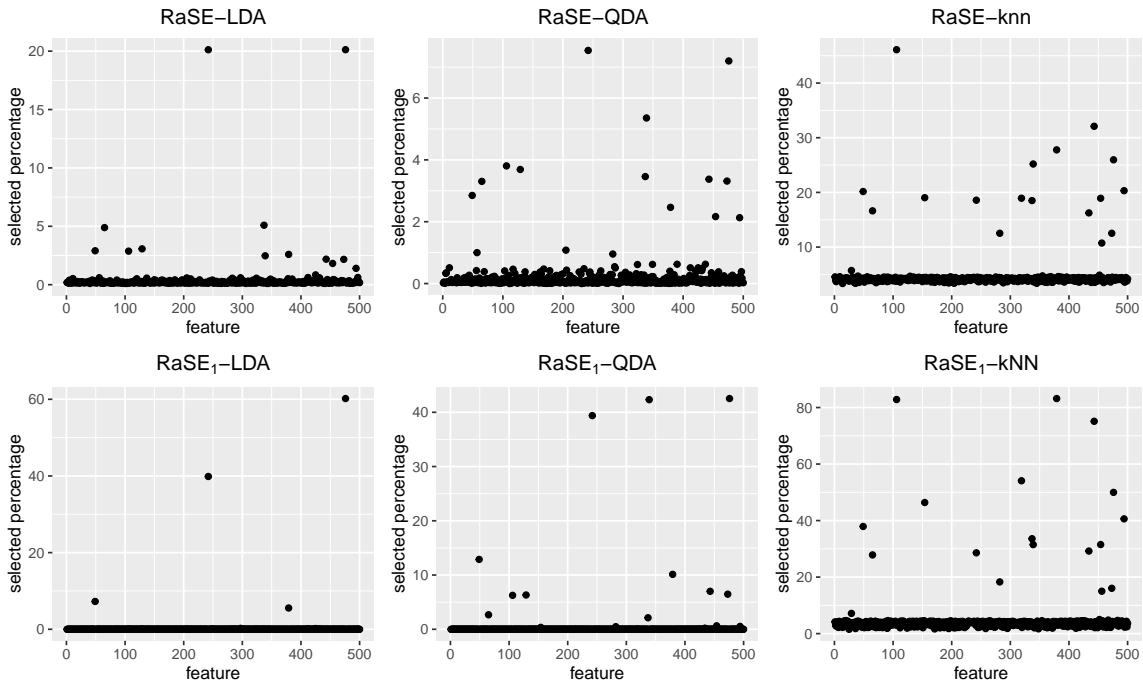


Figure 6: Average selected percentages of features for Madelon dataset in 200 replicates when $n = 1000$

(RIC), based on Kullback-Leibler divergence, and it is shown to achieve weak consistency under some general model conditions. This guarantees that each weak learner is trained using features in minimal discriminative set with high probability for a sufficiently large sample size. The theoretical analysis on RaSE classifiers with specific base classifiers is constructed. And we present two versions of RaSE algorithms, that is, the vanilla version (RaSE) and the iterative version (RaSE_T). We also apply RaSE for feature ranking based on the selected percentage of features in subspaces.

Multiple numerical experiments including simulations and real data verify that RaSE is a favorable classification method when dealing with sparse classification problems.

The RaSE algorithms are available in R package RaSEn (<https://cran.r-project.org/web/packages/RaSEn/index.html>).

6.2 Future work

There are many interesting directions along which RaSE can be extended and explored. First, in this work we only studied the theoretical properties when p is fixed. In particular, RIC can be extended to high-dimensional problems and the corresponding theory can be constructed. Another interesting question is how to extend RaSE and RIC into multi-class problems. For example, the pair-wise KL divergences can be considered to define the multi-class RIC. Besides, in this work we analyze the properties of vanilla RaSE with fixed threshold. It will also be interesting to study the relationship between frequencies of

Table 4: Error rates for mice protein expression and hand-written digits recognition dataset

Method	Mice protein expression			Hand-written digits recognition		
	$n = 200$	$n = 500$	$n = 800$	$n = 50$	$n = 100$	$n = 200$
RaSE-LDA	7.35 _{1.03}	5.79 _{0.95}	4.86 _{1.33}	1.57 _{0.97}	1.20 _{0.73}	0.83 _{0.56}
RaSE-QDA	9.40 _{2.81}	4.88 _{1.08}	3.54 _{1.31}	2.47 _{1.42}	1.99 _{0.94}	1.38 _{0.89}
RaSE- k NN	6.93 _{1.94}	1.55 _{0.81}	0.55 _{0.52}	1.83 _{0.98}	1.19 _{0.67}	0.71 _{0.48}
RaSE ₁ -LDA	7.23 _{1.12}	5.57 _{0.94}	4.67 _{1.25}	1.19 _{0.78}	0.79 _{0.43}	0.54 _{0.41}
RaSE ₁ -QDA	9.86 _{2.60}	5.23 _{1.11}	3.56 _{1.24}	2.20 _{1.96}	1.25 _{0.80}	0.81 _{0.56}
RaSE ₁ - k NN	7.76 _{1.99}	1.74 _{0.82}	0.55 _{0.53}	1.75 _{1.01}	1.10 _{0.69}	0.60 _{0.44}
RP-LDA	24.89 _{3.20}	22.98 _{2.63}	22.58 _{2.53}	1.69 _{1.17}	1.35 _{0.83}	0.98 _{0.61}
RP-QDA	18.52 _{2.57}	16.34 _{2.17}	15.59 _{2.46}	2.09 _{1.76}	1.42 _{1.09}	0.89 _{0.64}
RP- k NN	12.12 _{2.66}	2.46 _{1.02}	0.94 _{0.70}	1.70 _{1.24}	1.16 _{0.67}	0.81 _{0.64}
LDA	7.01 _{1.27}	3.82 _{0.78}	3.18 _{1.09}	—†	2.03 _{1.17}	0.99 _{0.59}
QDA	—†	—†	—†	—†	—†	3.38 _{3.08}
k NN	20.27 _{2.20}	7.52 _{1.48}	2.74 _{1.16}	1.38 _{1.26}	0.74 _{0.43}	0.62 _{0.54}
sLDA	5.80 _{1.07}	3.90 _{0.91}	3.24 _{1.16}	2.24 _{1.36}	1.81 _{1.31}	1.11 _{1.04}
RAMP	11.55 _{2.05}	8.54 _{1.55}	7.16 _{1.99}	3.61 _{2.09}	2.33 _{1.28}	1.82 _{0.95}
NSC	31.05 _{3.66}	29.95 _{2.84}	29.64 _{2.96}	3.20 _{1.31}	3.48 _{1.25}	3.45 _{1.41}
RF	8.42 _{1.76}	2.48 _{1.02}	1.01 _{0.70}	2.42 _{1.26}	1.76 _{0.85}	1.33 _{0.81}

† Not applicable.

signals in minimal discriminative set S^* and the iteration rounds, which may incur another upper bound for the expected misclassification rate. Moreover, RaSE can also be applied for variable selection. We can do thresholding to the selected percentage of features in B_1 subspaces to select variables. When the sample size is small, a bootstrap-type idea can be used and each time we extract partial samples to apply RaSE and finally take the average for the selected percentage to do variable selection or feature ranking. Finally, we aggregate the classifiers by taking a simple average over all weak learners. However, the boosting-type idea can also be applied here to assign different weights for different weak learners according to the training error, which may further improve the performance of RaSE. In addition, the distribution for random subspaces can also be chosen to be different for each weak learner and can also be updated using a similar idea to boosting.

Acknowledgments

Feng’s research is partially supported by NSF CAREER Grant DMS-2013789.

Appendix A. Main Proofs

A.1 Proof of Theorem 1

Denote $g_n(\alpha') = \pi_1 g_n^{(1)}(\alpha') - \pi_0 g_n^{(0)}(\alpha')$. By the definition of $\{\alpha_i\}_{i=1}^N$, it holds that

$$g_n(\alpha) = 0, \text{ when } \alpha \notin \{\alpha_i\}_{i=1}^N.$$

Recall that $\mathbf{x}|y=0 \sim P^{(0)}$, $\mathbf{x}|y=1 \sim P^{(1)}$, where $P^{(0)}, P^{(1)}$ are the corresponding cumulative distribution functions. We have

$$\mathbf{E}[R(C_n^{RaSE})] = \pi_0 \int_{\mathcal{X}} \mathbf{P}(\nu_n(\mathbf{x}) > \alpha) dP^{(0)} + \pi_1 \int_{\mathcal{X}} \mathbf{P}(\nu_n(\mathbf{x}) \leq \alpha) dP^{(1)}.$$

For given \mathbf{x} and the corresponding $\alpha' = \mu_n(\mathbf{x})$, we can construct a random variable $T = \sum_{j=1}^{B_1} \mathbb{1}\{C_n^{Sj*}(\mathbf{x}) = 1\} \sim Bin(B_1, \alpha')$. Then

$$\int_{\mathcal{X}} \mathbf{P}(\nu_n(\mathbf{x}) \leq \alpha) dP^{(1)} = \int_{[0,1]} \mathbf{P}(T \leq B_1 \alpha) dG_n^{(1)}(\alpha').$$

Similarly,

$$\int_{\mathbb{R}^p} \mathbf{P}(\nu_n(\mathbf{x}) > \alpha) dP^{(0)}(\mathbf{x}) = 1 - \int_{[0,1]} \mathbf{P}(T \leq B_1 \alpha) dG_n^{(0)}(\alpha').$$

This leads to

$$\mathbf{E}[R(C_n^{RaSE})] = \pi_0 + \int_{[0,1]} \mathbf{P}(T \leq B_1 \alpha) dG_n(\alpha'),$$

where $G_n(\alpha') = \pi_1 G_n^{(1)}(\alpha') - \pi_0 G_n^{(0)}(\alpha')$. And there also holds that

$$\begin{aligned} R(C_n^{RaSE*}) &= \pi_0 \mathbf{P}^{(0)}(\mu_n(\mathbf{x}) > \alpha) + \pi_1 \mathbf{P}^{(1)}(\mu_n(\mathbf{x}) < \alpha) \\ &\quad + \frac{1}{2} [\pi_0 \mathbf{P}^{(0)}(\mu_n(\mathbf{x}) = \alpha) + \pi_1 \mathbf{P}^{(1)}(\mu_n(\mathbf{x}) = \alpha)] \\ &= \pi_0 (1 - G_n^{(0)}(\alpha)) + \pi_1 G_n^{(1)}(\alpha) + \frac{1}{2} [\pi_0 g_n^{(0)}(\alpha) - \pi_1 g_n^{(1)}(\alpha)] \\ &= \pi_0 + G_n(\alpha) - \frac{1}{2} g_n(\alpha), \end{aligned}$$

where $g_n(\alpha') = \pi_1 g_n^{(1)}(\alpha') - \pi_0 g_n^{(0)}(\alpha')$. This imposes the following difference equation as

$$\mathbf{E}[R(C_n^{RaSE})] - R(C_n^{RaSE*}) = \int_{[0,1]} [\mathbf{P}(T \leq B_1 \alpha) - \mathbb{1}_{\{\alpha' \leq \alpha\}}] dG_n(\alpha') + \frac{1}{2} g_n(\alpha). \quad (12)$$

- (i) When $\alpha \notin \{\alpha_i\}_{i=1}^N$, $g_n(\alpha) = 0$ holds. For $\alpha' \in \{\alpha_i\}_{i=1}^N$, by Hoeffding's inequality (Petrov, 2012), we obtain that

$$\begin{aligned} &|\mathbf{P}(T \leq B_1 \alpha) - \mathbb{1}_{\{\alpha' \leq \alpha\}}| \\ &\leq \mathbf{P}(T - B_1 \alpha' > B_1(\alpha - \alpha')) \mathbb{1}_{\{\alpha' \leq \alpha\}} + \mathbf{P}(B_1 \alpha' - T \geq B_1(\alpha' - \alpha)) \mathbb{1}_{\{\alpha' > \alpha\}} \\ &\leq \exp\{-2B_1(\alpha' - \alpha)^2\} \\ &\leq \exp\{-C_\alpha B_1\}, \end{aligned}$$

where $C_\alpha = \min_{1 \leq i \leq N} |\alpha - \alpha_i|^2$. This leads to the final bound $|\mathbf{E}[R(C_n^{RaSE})] - R(C_n^{RaSE*})| \leq \exp\{-C_\alpha B_1\}$.

(ii) When $\alpha = \alpha_{i_0}, i_0 \in \{1, 2, \dots, N\}$, for $\alpha' \neq \alpha_{i_0}$, we still have

$$|\mathbb{P}(T \leq B_1\alpha) - \mathbb{1}_{\{\alpha' \leq \alpha\}}| \leq \exp\{-2B_1(\alpha' - \alpha)^2\},$$

leading to

$$\sum_{i \neq i_0} |\mathbb{P}(T \leq B_1\alpha) - \mathbb{1}_{\{\alpha' \leq \alpha\}}| g_n(\alpha_i) = \exp\{-C_\alpha B_1\} \sum_{i \neq i_0} g_n(\alpha_i) \leq \exp\{-C_\alpha B_1\},$$

where $C_\alpha = 2 \min_{1 \leq i \leq N} |\alpha - \alpha_i|^2 = 2 \min_{i \neq i_0} |\alpha_{i_0} - \alpha_i|^2$. Therefore, again by (12), we have

$$|\mathbf{E}[R(C^{RaSE})] - R(C_n^{RaSE*})| \leq \left| [\mathbb{P}(T \leq B_1\alpha_{i_0}) - 1] \cdot g_n(\alpha_{i_0}) + \frac{1}{2} g_n(\alpha_{i_0}) \right| + \exp\{-C_\alpha B_1\}.$$

By Berry-Esseen theorem (Esseen, 1956),

$$\mathbb{P}(T \leq B_1\alpha_{i_0}) = \mathbb{P}\left(\frac{T - B_1\alpha_{i_0}}{\sqrt{B_1(\alpha_{i_0}(1 - \alpha_{i_0}))}} \leq 0\right) = \frac{1}{2} + O\left(\frac{1}{\sqrt{B_1}}\right), \quad (13)$$

as $B_1 \rightarrow \infty$. Eventually there holds that

$$|\mathbf{E}[R(C^{RaSE})] - R(C_n^{RaSE*})| \leq O\left(\frac{1}{\sqrt{B_1}}\right).$$

This completes the proof.

A.2 Proof of Theorem 2

Referring to the proof of the bound on MC-variance in Cannings and Samworth (2017), it can be obtained that

$$\mathbf{Var}\left(\int_{\mathbb{R}^p} \mathbb{1}_{\{\nu_n(\mathbf{x}) > \alpha\}} d\mathbf{P}^{(0)}\right) \leq 2 \int_{[0,1]} \int_{[0,\alpha'']} \mathbb{P}(T' \leq B_1\alpha) \mathbb{P}(T'' > B_1\alpha) dG_n^{(0)}(\alpha') dG_n^{(0)}(\alpha''),$$

where given \mathbf{x} , $T' \sim \text{Bin}(B_1, \alpha')$, $T'' \sim \text{Bin}(B_1, \alpha'')$ and T', T'' are independent.

(i) For $\alpha \notin \{\alpha_i^{(0)}\}_{i=1}^{N_0} \cup \{\alpha_i^{(1)}\}_{i=1}^{N_1}$: constant $C_\alpha^{(0)} = 2 \min_{1 \leq i \leq N_0} (|\alpha - \alpha_i^{(0)}|^2) > 0$, $C_\alpha^{(1)} = 2 \min_{1 \leq i \leq N_1} (|\alpha - \alpha_i^{(1)}|^2) > 0$. If $\alpha \leq \alpha' \leq \alpha''$: Then by Hoeffding's inequality, we have

$$\mathbb{P}(T' \leq B_1\alpha) = \mathbb{P}(T' - B_1\alpha' \leq B_1(\alpha - \alpha')) \leq \exp\{-B_1 C_\alpha^{(0)}\}. \quad (14)$$

If $\alpha' \leq \alpha'' \leq \alpha$: Similarly we have

$$\mathbb{P}(T'' > B_1\alpha) \leq \exp\{-B_1 C_\alpha^{(0)}\}. \quad (15)$$

If $\alpha' \leq \alpha \leq \alpha''$: We have both (14) and (15).

Thus we always have

$$\mathbb{P}(T' \leq B_1\alpha) \mathbb{P}(T'' > B_1\alpha) \leq \exp\{-B_1 C_\alpha^{(0)}\}.$$

Since here the integration actually is the finite summation, it implies that

$$\mathbf{Var} \left(\int_{\mathcal{X}} \mathbb{1}_{\{\nu_n(\mathbf{x}) > \alpha\}} dP^{(0)} \right) \leq \exp\{-B_1 C_\alpha^{(0)}\}.$$

Since $\alpha \notin \{\alpha_i^{(1)}\}_{i=1}^{N_1}$: We can obtain the similar conclusion that

$$\mathbf{Var} \left(\int_{\mathcal{X}} \mathbb{1}_{\{\nu_n(\mathbf{x}) > \alpha\}} dP^{(1)} \right) \leq \exp\{-B_1 C_\alpha^{(1)}\}.$$

Thus for any $\alpha \notin \{\alpha_i^{(0)}\}_{i=1}^{N_0} \cup \{\alpha_i^{(1)}\}_{i=1}^{N_1}$, setting $C_\alpha = 2 \min_{\substack{1 \leq i \leq N_0 \\ 1 \leq j \leq N_1}} (|\alpha - \alpha_i^{(0)}|^2, |\alpha - \alpha_j^{(1)}|^2) = \min(C_\alpha^{(0)}, C_\alpha^{(1)}) > 0$, then by the convexity, we have

$$\begin{aligned} \mathbf{Var} (R(C_n^{RaSE})) &= \mathbf{Var} \left(\pi_0 \int_{\mathcal{X}} \mathbb{1}_{\{\nu_n(\mathbf{x}) > \alpha\}} dP^{(0)} + \pi_1 \int_{\mathcal{X}} \mathbb{1}_{\{\nu_n(\mathbf{x}) > \alpha\}} dP^{(1)} \right) \\ &\leq \pi_0 \mathbf{Var} \left(\int_{\mathcal{X}} \mathbb{1}_{\{\nu_n(\mathbf{x}) > \alpha\}} dP^{(0)} \right) + \pi_1 \mathbf{Var} \left(\int_{\mathcal{X}} \mathbb{1}_{\{\nu_n(\mathbf{x}) > \alpha\}} dP^{(1)} \right) \\ &\leq \exp\{-B_1 C_\alpha\}. \end{aligned}$$

- (ii) For $\alpha = \alpha_{i_0}^{(0)}$ or $\alpha_{i_1}^{(1)}$: Without loss of generality, suppose $\alpha = \alpha_{i_0}^{(0)}$. When $\alpha' < \alpha''$, similar to (i), there exists positive number C'_α such that

$$P(T' \leq B_1 \alpha) P(T'' > B_1 \alpha) \leq \exp\{-B_1 C'_\alpha\}.$$

When $\alpha' = \alpha'' = \alpha_{i_0}^{(0)}$, similar to (13), there holds

$$P(T' \leq B_1 \alpha) P(T'' > B_1 \alpha) = \frac{1}{4} + O\left(\frac{1}{\sqrt{B_1}}\right).$$

Thus it holds

$$\mathbf{Var} \left(\int_{\mathcal{X}} \mathbb{1}_{\{\nu_n(\mathbf{x}) > \alpha\}} dP^{(0)} \right) \leq \frac{1}{2} (g_n^{(0)}(\alpha_{i_0}^{(0)}))^2 + O\left(\frac{1}{\sqrt{B_1}}\right).$$

And similar results hold for $\mathbf{Var} \left(\int_{\mathcal{X}} \mathbb{1}_{\{\nu_n(\mathbf{x}) > \alpha\}} dP^{(1)} \right)$. Eventually we would have

$$\begin{aligned} \mathbf{Var} (R(C_n^{RaSE})) &\leq \pi_0 \mathbf{Var} \left(\int_{\mathcal{X}} \mathbb{1}_{\{\nu_n(\mathbf{x}) > \alpha\}} dP^{(0)} \right) + \pi_1 \mathbf{Var} \left(\int_{\mathcal{X}} \mathbb{1}_{\{\nu_n(\mathbf{x}) > \alpha\}} dP^{(1)} \right) \\ &\leq \frac{1}{2} \left[\pi_0 (g_n^{(0)}(\alpha))^2 + \pi_1 (g_n^{(1)}(\alpha))^2 \right] + O\left(\frac{1}{\sqrt{B_1}}\right), \end{aligned}$$

which completes the proof.

A.3 Proof of Theorem 3

First we introduce the following useful lemma, which illustrates why the negative KL divergence can be used as a loss function in sparse classification problems.

Lemma 1 (i) $\text{KL}(f_S^{(0)} \| f_S^{(1)}) = \text{KL}(f_{S^*}^{(0)} \| f_{S^*}^{(1)})$, $\text{KL}(f_S^{(1)} \| f_S^{(0)}) = \text{KL}(f_{S^*}^{(1)} \| f_{S^*}^{(0)})$ holds for any $S \supseteq S^*$;

(ii) $\pi_0 \text{KL}(f_S^{(0)} \| f_S^{(1)}) + \pi_1 \text{KL}(f_S^{(1)} \| f_S^{(0)}) < \pi_0 \text{KL}(f_{S^*}^{(0)} \| f_{S^*}^{(1)}) + \pi_1 \text{KL}(f_{S^*}^{(1)} \| f_{S^*}^{(0)})$ if $|S| \leq |S^*|$ and $S \neq S^*$;

(iii) $\text{KL}(f_{S^*}^{(0)} \| f_{S^*}^{(1)}) = \max_S \text{KL}(f_S^{(0)} \| f_S^{(1)})$, $\text{KL}(f_{S^*}^{(1)} \| f_{S^*}^{(0)}) = \max_S \text{KL}(f_S^{(1)} \| f_S^{(0)})$.

Proof [Proof of Lemma 1]

(i) Due to Proposition 1, this is trivial to be seen to hold here.

(ii) First let's consider subspace $S = S' \cup \{j\}$, where $|S'| \geq 1, j \notin S'$. The conditional densities of $j|S'$ are denoted as $f_{j|S'}^{(0)}, f_{j|S'}^{(1)}$ and the components of \mathbf{x}_S corresponding to S' and $\{j\}$ are $\mathbf{x}_{S'}, \mathbf{x}_j$, respectively. The definition of KL divergence and Fubini theorem incur

$$\begin{aligned} \text{KL}(f_S^{(0)} \| f_S^{(1)}) &= \mathbb{E}_{\mathbf{x}_S \sim f_S^{(0)}} \left[\log \left(\frac{f_{S'}^{(0)}(\mathbf{x}_{S'})}{f_{S'}^{(1)}(\mathbf{x}_{S'})} \right) + \log \left(\frac{f_{j|S'}^{(0)}(\mathbf{x}_j)}{f_{j|S'}^{(1)}(\mathbf{x}_j)} \right) \right] \\ &= \mathbb{E}_{\mathbf{x}_{S'} \sim f_{S'}^{(0)}} \left[\log \left(\frac{f_{S'}^{(0)}(\mathbf{x}_{S'})}{f_{S'}^{(1)}(\mathbf{x}_{S'})} \right) \right] + \mathbb{E}_{\mathbf{x}_{S'} \sim f_{S'}^{(0)}} \left[\mathbb{E}_{\mathbf{x}_j \sim f_{j|S'}^{(0)}} \log \left(\frac{f_{j|S'}^{(0)}(\mathbf{x}_j)}{f_{j|S'}^{(1)}(\mathbf{x}_j)} \right) \right] \\ &= \text{KL}(f_{S'}^{(0)} \| f_{S'}^{(1)}) + \mathbb{E}_{\mathbf{x}_{S'} \sim f_{S'}^{(0)}} \left[\text{KL}(f_{j|S'}^{(0)} \| f_{j|S'}^{(1)}) \right] \\ &\geq \text{KL}(f_{S'}^{(0)} \| f_{S'}^{(1)}). \end{aligned}$$

Here “=” holds if and only if $f_{j|S'}^{(0)}(\mathbf{x}_j | \mathbf{x}_{S'}) = f_{j|S'}^{(1)}(\mathbf{x}_j | \mathbf{x}_{S'})$ a.s. with respect to $\mathbb{P}^{(0)}$. By induction, this indicates that for any $S \supseteq S'$ and $S' \neq \emptyset$, there holds

$$\text{KL}(f_S^{(0)} \| f_S^{(1)}) \geq \text{KL}(f_{S'}^{(0)} \| f_{S'}^{(1)}). \quad (16)$$

Note that in (16), by Proposition 1, if $f_{j|S'}^{(0)}(\mathbf{x}_j | \mathbf{x}_{S'}) = f_{j|S'}^{(1)}(\mathbf{x}_j | \mathbf{x}_{S'})$ a.s. with respect to $\mathbb{P}^{(0)}$, we have

$$\frac{f_S^{(0)}(\mathbf{x}_S)}{f_S^{(1)}(\mathbf{x}_S)} = \frac{f_{S'}^{(0)}(\mathbf{x}_{S'})}{f_{S'}^{(1)}(\mathbf{x}_{S'})}, \text{ a.s. , w.r.t. } \mathbb{P}^{(0)}. \quad (17)$$

Similarly, we have

$$\text{KL}(f_S^{(1)} \| f_S^{(0)}) \geq \text{KL}(f_{S'}^{(1)} \| f_{S'}^{(0)}), \quad (18)$$

and the “=” holds if and only if

$$\frac{f_S^{(1)}(\mathbf{x}_S)}{f_S^{(0)}(\mathbf{x}_S)} = \frac{f_{S'}^{(1)}(\mathbf{x}_{S'})}{f_{S'}^{(0)}(\mathbf{x}_{S'})}, \text{ a.s. , w.r.t. } \mathbb{P}^{(1)}. \quad (19)$$

If $|S| \leq |S^*|$ and $S \neq S^*$, consider $\bar{S} = S \cup (S^* \setminus S) \supseteq S^*$, then by (i) and (16), there holds

$$\begin{aligned} \pi_0 \text{KL}(f_S^{(0)} \| f_S^{(1)}) + \pi_1 \text{KL}(f_S^{(1)} \| f_S^{(0)}) &\leq \pi_0 \text{KL}(f_{\bar{S}}^{(0)} \| f_{\bar{S}}^{(1)}) + \pi_1 \text{KL}(f_{\bar{S}}^{(1)} \| f_{\bar{S}}^{(0)}) \\ &= \pi_0 \text{KL}(f_{S^*}^{(0)} \| f_{S^*}^{(1)}) + \pi_1 \text{KL}(f_{S^*}^{(1)} \| f_{S^*}^{(0)}). \end{aligned} \quad (20)$$

Then by Proposition 1, if the “=” holds in (20), due to (17) and (19), we have

$$\frac{f_S^{(0)}(\mathbf{x}_S)}{f_S^{(1)}(\mathbf{x}_S)} = \frac{f_{\bar{S}}^{(0)}(\mathbf{x}_{\bar{S}})}{f_{\bar{S}}^{(1)}(\mathbf{x}_{\bar{S}})} = \frac{f_{S^*}^{(0)}(\mathbf{x}_{S^*})}{f_{S^*}^{(1)}(\mathbf{x}_{S^*})}, \text{ a.s. , w.r.t. } \mathbb{P}^X = \pi_0 \mathbb{P}^{(0)} + \pi_1 \mathbb{P}^{(1)},$$

implying that S is the minimal discriminative set since $|S| \leq |S^*|$ but $S \neq S^*$, which yields a contradiction. Therefore (ii) should hold here.

(iii) is correct since the full model $S_{\text{Full}} \supseteq S^*$ as well and the KL divergence is monotone in the sense of (16) and (18). \blacksquare

Let's now prove Theorem 3. First suppose that we have n_0 observations of class 0 $\{\mathbf{x}_i^{(0)}\}_{i=1}^{n_0}$ and n_1 observations of class 1 $\{\mathbf{x}_i^{(1)}\}_{i=1}^{n_1}$, where $n_0 + n_1 = n$. Define

$$G_{n_0,S}^{(0)}(\boldsymbol{\theta}') = \frac{1}{n_0} \sum_{i=1}^{n_0} \log \left[\frac{f_S^{(0)}(\mathbf{x}_{i,S}^{(0)} | \boldsymbol{\theta}')}{f_S^{(1)}(\mathbf{x}_{i,S}^{(1)} | \boldsymbol{\theta}')} \right], G_{n_1,S}^{(1)}(\boldsymbol{\theta}') = \frac{1}{n_1} \sum_{i=1}^{n_1} \log \left[\frac{f_S^{(1)}(\mathbf{x}_{i,S}^{(1)} | \boldsymbol{\theta}')}{f_S^{(0)}(\mathbf{x}_{i,S}^{(0)} | \boldsymbol{\theta}')} \right],$$

for any $\boldsymbol{\theta}' \in \Theta^{\text{deg}(S)}$.

By Taylor expansion and mean-value theorem, there exists $\lambda \in (0, 1)$ and $\tilde{\boldsymbol{\theta}} = \lambda \boldsymbol{\theta} + (1 - \lambda) \hat{\boldsymbol{\theta}}_n$ satisfying that

$$\begin{aligned} G_{n_0,S}^{(0)}(\hat{\boldsymbol{\theta}}_n) &= G_{n_0,S}^{(0)}(\boldsymbol{\theta}) + \nabla G_{n_0,S}^{(0)}(\boldsymbol{\theta})^T (\hat{\boldsymbol{\theta}}_n - \boldsymbol{\theta}) + \frac{1}{2} (\hat{\boldsymbol{\theta}}_n - \boldsymbol{\theta})^T \nabla^2 G_{n_0,S}^{(0)}(\tilde{\boldsymbol{\theta}}) (\hat{\boldsymbol{\theta}}_n - \boldsymbol{\theta}) \\ &\leq G_{n_0,S}^{(0)}(\boldsymbol{\theta}) + \nabla G_{n_0,S}^{(0)}(\boldsymbol{\theta})^T (\hat{\boldsymbol{\theta}}_n - \boldsymbol{\theta}) + \frac{1}{2} (\hat{\boldsymbol{\theta}}_n - \boldsymbol{\theta})^T \frac{1}{n_0} \sum_{i=1}^{n_0} Q(\mathbf{x}_{i,S}^{(0)}) (\hat{\boldsymbol{\theta}}_n - \boldsymbol{\theta}). \end{aligned}$$

Similarly, we have

$$G_{n_0,S}^{(1)}(\hat{\boldsymbol{\theta}}_n) \leq G_{n_1,S}^{(1)}(\boldsymbol{\theta}) + \nabla G_{n_1,S}^{(1)}(\boldsymbol{\theta})^T (\hat{\boldsymbol{\theta}}_n - \boldsymbol{\theta}) + \frac{1}{2} (\hat{\boldsymbol{\theta}}_n - \boldsymbol{\theta})^T \frac{1}{n_1} \sum_{i=1}^{n_1} Q(\mathbf{x}_{i,S}^{(1)}) (\hat{\boldsymbol{\theta}}_n - \boldsymbol{\theta}).$$

By central limit theorem:

$$\begin{aligned} \sqrt{n_0} [G_{n_0,S}^{(0)}(\boldsymbol{\theta}) - \text{KL}(f_S^{(0)} \| f_S^{(1)})] &\xrightarrow{d} N \left(\mathbf{0}, \text{Var}_{\mathbf{x}_S \sim f_S^{(0)}} \left(\log \left[\frac{f_S^{(0)}(\mathbf{x}_S)}{f_S^{(1)}(\mathbf{x}_S)} \right] \right) \right), \\ \sqrt{n_1} [G_{n_1,S}^{(1)}(\boldsymbol{\theta}) - \text{KL}(f_S^{(1)} \| f_S^{(0)})] &\xrightarrow{d} N \left(\mathbf{0}, \text{Var}_{\mathbf{x}_S \sim f_S^{(1)}} \left(\log \left[\frac{f_S^{(1)}(\mathbf{x}_S)}{f_S^{(0)}(\mathbf{x}_S)} \right] \right) \right), \end{aligned}$$

as $n_0, n_1 \rightarrow \infty$.

By weak law of large number:

$$\nabla G_{n_0, S}^{(0)}(\boldsymbol{\theta}) \rightarrow \mathbb{E}_{\mathbf{x}_S \sim f_S^{(0)}} \left(\nabla_{\boldsymbol{\theta}} \log \left[\frac{f_S^{(0)}(\mathbf{x}_S)}{f_S^{(1)}(\mathbf{x}_S)} \right] \right), \nabla G_{n_0, S}^{(1)}(\boldsymbol{\theta}) \rightarrow \mathbb{E}_{\mathbf{x}_S \sim f_S^{(1)}} \left(\nabla_{\boldsymbol{\theta}} \log \left[\frac{f_S^{(1)}(\mathbf{x}_S)}{f_S^{(0)}(\mathbf{x}_S)} \right] \right).$$

Combined with condition (iii), (iv) and Slutsky's lemma, since $n_r \sim \text{Bin}(n, \pi_r)$, $r = 0, 1$, we have

$$\begin{aligned} & \sqrt{n}(G_{n_0, S}^{(0)}(\hat{\boldsymbol{\theta}}_n) - \text{KL}(f_S^{(0)} \| f_S^{(1)})) \\ & \leq \sqrt{\frac{n}{n_0}} \cdot \sqrt{n_0}(G_{n_0, S}^{(0)}(\boldsymbol{\theta}) - \text{KL}(f_S^{(0)} \| f_S^{(1)})) + \nabla G_{n_0, S}^{(0)}(\boldsymbol{\theta})^T \sqrt{n}(\hat{\boldsymbol{\theta}}_n - \boldsymbol{\theta}) \\ & \quad + \frac{1}{2} \sqrt{n}(\hat{\boldsymbol{\theta}}_n - \boldsymbol{\theta})^T \frac{1}{n_0} \sum_{i=1}^{n_0} Q_S(\mathbf{x}_{i, S}^{(0)})(\hat{\boldsymbol{\theta}}_n - \boldsymbol{\theta}) \\ & = O_p(1). \end{aligned}$$

By Hoeffding's inequality, $\hat{\pi}_r = \pi_r + o_p(n^{-1/2})$, $r = 0, 1$, we have

$$\hat{\pi}_0 G_{n_0, S}^{(0)}(\hat{\boldsymbol{\theta}}_n) = \pi_0 \text{KL}(f_S^{(0)} \| f_S^{(1)}) + O_p(n^{-1/2}). \quad (21)$$

Similarly there also holds

$$\hat{\pi}_1 G_{n_1, S}^{(1)}(\hat{\boldsymbol{\theta}}_n) = \pi_1 \text{KL}(f_S^{(1)} \| f_S^{(0)}) + O_p(n^{-1/2}),$$

which together with (21), Lemma 1 and the fact $c_n = \omega(n^{-1/2})$ imply that

$$\begin{aligned} \mathbb{P} \left(\text{RIC}_n(S^*) \geq \min_{S: |S| > |S^*|} \text{RIC}_n(S) \right) & \leq \mathbb{P} \left(\max_S \left| \hat{\pi}_0 G_{n_0, S}^{(0)}(\hat{\boldsymbol{\theta}}_n) - \pi_0 \text{KL}(f_S^{(0)} \| f_S^{(1)}) \right| \geq 0.25c_n \right) \\ & \quad + \mathbb{P} \left(\max_S \left| \hat{\pi}_1 G_{n_1, S}^{(1)}(\hat{\boldsymbol{\theta}}_n) - \pi_1 \text{KL}(f_S^{(1)} \| f_S^{(0)}) \right| \geq 0.25c_n \right) \\ & \rightarrow 0, \end{aligned} \quad (22)$$

Also, it holds that

$$\begin{aligned} & \mathbb{P} \left(\text{RIC}_n(S^*) \geq \min_{\substack{S: |S| \leq |S^*| \\ S \neq S^*}} \text{RIC}_n(S) \right) \\ & \leq \mathbb{P} \left(-2 \left[\hat{\pi}_0 G_{n_0, S^*}^{(0)}(\hat{\boldsymbol{\theta}}_n) + \hat{\pi}_1 G_{n_1, S^*}^{(1)}(\hat{\boldsymbol{\theta}}_n) \right] + c_n \deg(S^*) \right) \\ & \geq \mathbb{P} \left(\min_{\substack{S: |S| \leq |S^*| \\ S \neq S^*}} -2 \left[\hat{\pi}_0 G_{n_0, S}^{(0)}(\hat{\boldsymbol{\theta}}_n) + \hat{\pi}_1 G_{n_1, S}^{(1)}(\hat{\boldsymbol{\theta}}_n) \right] + c_n \right) \\ & \leq \mathbb{P} \left(\max_S \left| \hat{\pi}_0 G_{n_0, S}^{(0)}(\hat{\boldsymbol{\theta}}_n) - \pi_0 \text{KL}(f_S^{(0)} \| f_S^{(1)}) \right| \geq 0.25c_n \right) \\ & \quad + \mathbb{P} \left(\max_S \left| \hat{\pi}_1 G_{n_1, S}^{(1)}(\hat{\boldsymbol{\theta}}_n) - \pi_1 \text{KL}(f_S^{(1)} \| f_S^{(0)}) \right| \geq 0.25c_n \right) \end{aligned}$$

$$\begin{aligned}
 & + \mathbb{P} \left(\pi_0 \text{KL}(f_{S^*}^{(0)} \| f_{S^*}^{(1)}) + \pi_1 \text{KL}(f_{S^*}^{(1)} \| f_{S^*}^{(0)}) - \max_{\substack{S: |S| \leq |S^*| \\ S \neq S^*}} \left[\pi_0 \text{KL}(f_S^{(0)} \| f_S^{(1)}) + \pi_1 \text{KL}(f_S^{(1)} \| f_S^{(0)}) \right] \right. \\
 & \left. \leq 0.5c_n \deg(S^*) \right) \\
 & \rightarrow 0, \tag{23}
 \end{aligned}$$

as $n \rightarrow \infty$. Combining (22) and (23), we obtain

$$\mathbb{P} \left(\text{RIC}_n(S^*) \geq \min_{S: S \neq S^*} \text{RIC}_n(S) \right) \rightarrow 0,$$

which completes the proof.

A.4 Proof of Proposition 3

To facilitate our analysis, we first state the following lemma.

Lemma 2 *A discriminative subset S is unique, if it will not be a discriminative set anymore after removing any features from it.*

Proof [Proof of Lemma 2] Suppose the conclusion is not correct, then there exist two different discriminative sets S_1 and S_2 satisfying such a property, that is, deleting any features from them leads to non-discriminative sets. Then according to Proposition 1 (i), we have

$$\frac{f_{S_1}^{(1)}(\mathbf{x}_{S_1})}{f_{S_1}^{(0)}(\mathbf{x}_{S_1})} = \frac{f_{S_2}^{(1)}(\mathbf{x}_{S_2})}{f_{S_2}^{(0)}(\mathbf{x}_{S_2})}, \tag{24}$$

almost surely w.r.t \mathbb{P}^X , where $\mathbb{P}^X = \pi_0 \mathbb{P}^{(0)} + \pi_1 \mathbb{P}^{(1)}$. Since $f^{(0)}, f^{(1)}$ are supported on the whole \mathbb{R}^p , \mathbb{P}^X dominates the Lebesgue measure. Combined with the explicit form of density functions of Gaussian distribution and denoting $\Omega_{S_1} = (\Sigma_{S_1}^{(1)})^{-1} - (\Sigma_{S_1}^{(0)})^{-1}$, $\Omega_{S_2} = (\Sigma_{S_2}^{(1)})^{-1} - (\Sigma_{S_2}^{(0)})^{-1}$, $\delta_{S_1} = (\Sigma_{S_1}^{(0)})^{-1} \boldsymbol{\mu}_{S_1}^{(0)} - (\Sigma_{S_1}^{(1)})^{-1} \boldsymbol{\mu}_{S_1}^{(1)}$, $\delta_{S_2} = (\Sigma_{S_2}^{(0)})^{-1} \boldsymbol{\mu}_{S_2}^{(0)} - (\Sigma_{S_2}^{(1)})^{-1} \boldsymbol{\mu}_{S_2}^{(1)}$, it can be obtained from (6) and (24) that

$$c + \frac{1}{2} \mathbf{x}_{S_1}^T \Omega_{S_1} \mathbf{x}_{S_1} + \boldsymbol{\delta}_{S_1}^T \mathbf{x}_{S_1} = c' + \frac{1}{2} \mathbf{x}_{S_2}^T \Omega_{S_2} \mathbf{x}_{S_2} + \boldsymbol{\delta}_{S_2}^T \mathbf{x}_{S_2}$$

Considering the combined vector $\mathbf{x}_{S_1 \cup S_2}$, there exists some matrix Ω and vector $\boldsymbol{\delta}$ such that the equation above can be simplified as

$$\mathbf{x}_{S_1 \cup S_2}^T \Omega \mathbf{x}_{S_1 \cup S_2} + \boldsymbol{\delta}^T \mathbf{x}_{S_1 \cup S_2} + c - c' = 0, \tag{25}$$

for almost every $\mathbf{x}_{S_1 \cup S_2}$ in the Euclidean space. Since S_1 is a discriminative set, by Example 2, for every feature $j \in S_1$, the corresponding row of Ω_{S_1} is not zero vector or the corresponding component of $\boldsymbol{\delta}_{S_1}$ is not zero. The same argument holds for S_2 as well. Since $S_1 \neq S_2$, at least one of Ω and $\boldsymbol{\delta}$ contain non-zero components. However, it's obvious that (25) cannot hold for almost every $\mathbf{x}_{S_1 \cup S_2}$ in Euclidean space, which leads to contradiction. Thus S^* is unique. \blacksquare

Now let's concentrate on the proof of Proposition 3.

By Definition 1, the minimal discriminative set S^* satisfies the property described in Lemma 2, therefore by this lemma S^* is obviously unique, which demonstrate (i).

For (ii), if there exists a discriminative set $S \not\supseteq S^*$, we can delete elements from S until we arrive at a discriminative set S' satisfies the property stated in Lemma 2. It's apparent $S' \neq S^*$, which is contradicted with Lemma 2.

(iii) is trivial from Definition 1.

A.5 Proof of Proposition 4

By Definition 2 and the fact that $\deg(S) = |S| + 1$, it's easy to obtain that

$$\begin{aligned}
 \text{RIC}_n(S) &= \frac{2}{n} \sum_{i=1}^n \mathbf{1}(y_i = 0) \left[((\hat{\boldsymbol{\mu}}_S^{(1)})^T \hat{\Sigma}_{S,S}^{-1} - (\hat{\boldsymbol{\mu}}_S^{(0)})^T \hat{\Sigma}_{S,S}^{-1}) \mathbf{x}_{i,S} + \frac{1}{2} (\hat{\boldsymbol{\mu}}_S^{(0)})^T \hat{\Sigma}_{S,S}^{-1} \hat{\boldsymbol{\mu}}_S^{(0)} \right. \\
 &\quad \left. - \frac{1}{2} (\hat{\boldsymbol{\mu}}_S^{(1)})^T \hat{\Sigma}_{S,S}^{-1} \hat{\boldsymbol{\mu}}_S^{(1)} \right] + \frac{2}{n} \sum_{i=1}^n \mathbf{1}(y_i = 1) \left[((\hat{\boldsymbol{\mu}}_S^{(0)})^T \hat{\Sigma}_{S,S}^{-1} - (\hat{\boldsymbol{\mu}}_S^{(1)})^T \hat{\Sigma}_{S,S}^{-1}) \mathbf{x}_{i,S} \right. \\
 &\quad \left. + \frac{1}{2} (\hat{\boldsymbol{\mu}}_S^{(1)})^T \hat{\Sigma}_{S,S}^{-1} \hat{\boldsymbol{\mu}}_S^{(1)} - \frac{1}{2} (\hat{\boldsymbol{\mu}}_S^{(0)})^T \hat{\Sigma}_{S,S}^{-1} \hat{\boldsymbol{\mu}}_S^{(0)} \right] + c_n \cdot (|S| + 1) \\
 &= 2\hat{\pi}_0 \left[((\hat{\boldsymbol{\mu}}_S^{(1)})^T \hat{\Sigma}_{S,S}^{-1} - (\hat{\boldsymbol{\mu}}_S^{(0)})^T \hat{\Sigma}_{S,S}^{-1}) \hat{\boldsymbol{\mu}}_S^{(0)} + \frac{1}{2} (\hat{\boldsymbol{\mu}}_S^{(0)})^T \hat{\Sigma}_{S,S}^{-1} \hat{\boldsymbol{\mu}}_S^{(0)} - \frac{1}{2} (\hat{\boldsymbol{\mu}}_S^{(1)})^T \hat{\Sigma}_{S,S}^{-1} \hat{\boldsymbol{\mu}}_S^{(1)} \right] \\
 &\quad + 2\hat{\pi}_1 \left[((\hat{\boldsymbol{\mu}}_S^{(0)})^T \hat{\Sigma}_{S,S}^{-1} - (\hat{\boldsymbol{\mu}}_S^{(1)})^T \hat{\Sigma}_{S,S}^{-1}) \hat{\boldsymbol{\mu}}_S^{(1)} + \frac{1}{2} (\hat{\boldsymbol{\mu}}_S^{(1)})^T \hat{\Sigma}_{S,S}^{-1} \hat{\boldsymbol{\mu}}_S^{(1)} - \frac{1}{2} (\hat{\boldsymbol{\mu}}_S^{(0)})^T \hat{\Sigma}_{S,S}^{-1} \hat{\boldsymbol{\mu}}_S^{(0)} \right] \\
 &\quad + c_n \cdot (|S| + 1) \\
 &= -(\hat{\boldsymbol{\mu}}_S^{(1)} - \hat{\boldsymbol{\mu}}_S^{(0)})^T \hat{\Sigma}_{S,S}^{-1} (\hat{\boldsymbol{\mu}}_S^{(1)} - \hat{\boldsymbol{\mu}}_S^{(0)}) + c_n \cdot (|S| + 1),
 \end{aligned}$$

which completes the proof.

A.6 Proof of Proposition 5

By Definition 2 and the fact $\deg(S) = |S|(|S| + 3)/2 + 1$, it's easy to obtain that

$$\begin{aligned}
 \text{RIC}_n(S) &= \frac{2}{n} \sum_{i=1}^n \mathbf{1}(y_i = 0) \left[\frac{1}{2} \mathbf{x}_{i,S}^T ((\hat{\Sigma}_{S,S}^{(0)})^{-1} - (\hat{\Sigma}_{S,S}^{(1)})^{-1}) \mathbf{x}_{i,S} + ((\hat{\boldsymbol{\mu}}_S^{(1)})^T (\hat{\Sigma}_{S,S}^{(1)})^{-1} \right. \\
 &\quad \left. - (\hat{\boldsymbol{\mu}}_S^{(0)})^T (\hat{\Sigma}_{S,S}^{(0)})^{-1}) \mathbf{x}_{i,S} + \frac{1}{2} (\hat{\boldsymbol{\mu}}_S^{(0)})^T (\hat{\Sigma}_{S,S}^{(0)})^{-1} \hat{\boldsymbol{\mu}}_S^{(0)} - \frac{1}{2} (\hat{\boldsymbol{\mu}}_S^{(1)})^T (\hat{\Sigma}_{S,S}^{(1)})^{-1} \hat{\boldsymbol{\mu}}_S^{(1)} \right. \\
 &\quad \left. + \log(|\hat{\Sigma}_{S,S}^{(0)}|) - \log(|\hat{\Sigma}_{S,S}^{(1)}|) \right] + \frac{2}{n} \sum_{i=1}^n \mathbf{1}(y_i = 1) \left[\frac{1}{2} \mathbf{x}_{i,S}^T ((\hat{\Sigma}_{S,S}^{(1)})^{-1} - (\hat{\Sigma}_{S,S}^{(0)})^{-1}) \mathbf{x}_{i,S} \right. \\
 &\quad \left. + ((\hat{\boldsymbol{\mu}}_S^{(0)})^T (\hat{\Sigma}_{S,S}^{(0)})^{-1} - (\hat{\boldsymbol{\mu}}_S^{(1)})^T (\hat{\Sigma}_{S,S}^{(1)})^{-1}) \mathbf{x}_{i,S} + \frac{1}{2} (\hat{\boldsymbol{\mu}}_S^{(1)})^T (\hat{\Sigma}_{S,S}^{(1)})^{-1} \hat{\boldsymbol{\mu}}_S^{(1)} \right. \\
 &\quad \left. - \frac{1}{2} (\hat{\boldsymbol{\mu}}_S^{(0)})^T (\hat{\Sigma}_{S,S}^{(0)})^{-1} \hat{\boldsymbol{\mu}}_S^{(0)} + \log(|\hat{\Sigma}_{S,S}^{(1)}|) - \log(|\hat{\Sigma}_{S,S}^{(0)}|) \right] + c_n \cdot (|S|(|S| + 3)/2 + 1).
 \end{aligned}$$

Denote the observations with class r as $\{\mathbf{x}_i^{(r)}\}_{i=1}^{n_r}$, $r = 0, 1$. And it holds that

$$\begin{aligned}
 & \frac{1}{n} \sum_{i=1}^n \mathbb{1}(y_i = 0) \left[\mathbf{x}_{i,S}^T ((\hat{\Sigma}_{S,S}^{(0)})^{-1} - (\hat{\Sigma}_{S,S}^{(1)})^{-1}) \mathbf{x}_{i,S} \right] \\
 &= \frac{n_0}{n} \cdot \frac{1}{n_0} \sum_{i=1}^{n_0} \left[(\mathbf{x}_{i,S}^{(0)})^T ((\hat{\Sigma}_{S,S}^{(0)})^{-1} - (\hat{\Sigma}_{S,S}^{(1)})^{-1}) \mathbf{x}_{i,S}^{(0)} \right] \\
 &= \hat{\pi}_0 \cdot \frac{1}{n_0} \sum_{i=1}^{n_0} \text{Tr} \left[((\hat{\Sigma}_{S,S}^{(0)})^{-1} - (\hat{\Sigma}_{S,S}^{(1)})^{-1}) \mathbf{x}_{i,S}^{(0)} (\mathbf{x}_{i,S}^{(0)})^T \right] \\
 &= \hat{\pi}_0 \text{Tr} \left[((\hat{\Sigma}_{S,S}^{(0)})^{-1} - (\hat{\Sigma}_{S,S}^{(1)})^{-1}) \frac{1}{n_0} \sum_{i=1}^{n_0} \mathbf{x}_{i,S}^{(0)} (\mathbf{x}_{i,S}^{(0)})^T \right] \\
 &= \hat{\pi}_0 \text{Tr} \left[((\hat{\Sigma}_{S,S}^{(0)})^{-1} - (\hat{\Sigma}_{S,S}^{(1)})^{-1}) (\hat{\boldsymbol{\mu}}_S^{(0)} (\hat{\boldsymbol{\mu}}_S^{(0)})^T + \hat{\Sigma}_{S,S}^{(0)}) \right] \\
 &= \hat{\pi}_0 (\hat{\boldsymbol{\mu}}_S^{(0)})^T ((\hat{\Sigma}_{S,S}^{(0)})^{-1} - (\hat{\Sigma}_{S,S}^{(1)})^{-1}) \hat{\boldsymbol{\mu}}_S^{(0)} + \hat{\pi}_0 \text{Tr} \left[((\hat{\Sigma}_{S,S}^{(0)})^{-1} - (\hat{\Sigma}_{S,S}^{(1)})^{-1}) \hat{\Sigma}_{S,S}^{(0)} \right].
 \end{aligned}$$

Similarly we have

$$\begin{aligned}
 & \frac{1}{n} \sum_{i=1}^n \mathbb{1}(y_i = 1) \left[\mathbf{x}_{i,S}^T ((\hat{\Sigma}_{S,S}^{(1)})^{-1} - (\hat{\Sigma}_{S,S}^{(0)})^{-1}) \mathbf{x}_{i,S} \right] \\
 &= \hat{\pi}_1 (\hat{\boldsymbol{\mu}}_S^{(1)})^T ((\hat{\Sigma}_{S,S}^{(1)})^{-1} - (\hat{\Sigma}_{S,S}^{(0)})^{-1}) \hat{\boldsymbol{\mu}}_S^{(1)} + \hat{\pi}_1 \text{Tr} \left[((\hat{\Sigma}_{S,S}^{(1)})^{-1} - (\hat{\Sigma}_{S,S}^{(0)})^{-1}) \hat{\Sigma}_{S,S}^{(1)} \right].
 \end{aligned}$$

Combining with the fact

$$\frac{1}{n} \sum_{i=1}^n \mathbb{1}(y_i = r) \mathbf{x}_{i,S} = \hat{\pi}_r \boldsymbol{\mu}_S^{(r)}, \quad r = 0, 1,$$

we obtain that

$$\begin{aligned}
 \text{RIC}_n(S) &= -(\hat{\boldsymbol{\mu}}_S^{(1)} - \hat{\boldsymbol{\mu}}_S^{(0)})^T [\hat{\pi}_1 (\hat{\Sigma}_{S,S}^{(0)})^{-1} + \hat{\pi}_0 (\hat{\Sigma}_{S,S}^{(1)})^{-1}] (\hat{\boldsymbol{\mu}}_S^{(1)} - \hat{\boldsymbol{\mu}}_S^{(0)}) \\
 &\quad + \text{Tr} [(\hat{\Sigma}_{S,S}^{(1)})^{-1} - (\hat{\Sigma}_{S,S}^{(0)})^{-1}] (\hat{\pi}_1 \hat{\Sigma}_{S,S}^{(1)} - \hat{\pi}_0 \hat{\Sigma}_{S,S}^{(0)}) + (\hat{\pi}_1 - \hat{\pi}_0) (\log |\hat{\Sigma}_{S,S}^{(1)}| - \log |\hat{\Sigma}_{S,S}^{(0)}|) \\
 &\quad + c_n \cdot (|S|(|S| + 3)/2 + 1),
 \end{aligned}$$

which completes the proof.

A.7 Proof of Corollary 1

By the weak consistency of RIC on LDA and QDA models, we have

$$\begin{aligned}
 \mathbb{P}(S_{1*} \neq S^*) &= 1 - \mathbb{P}(S_{1*} = S^*) \\
 &\leq 1 - \mathbb{P} \left(S^* = \arg \min_S \text{RIC}_n(S) \right) \cdot \mathbf{P} \left(S^* \in \{S_{1k}\}_{k=1}^{B_2} \right) \\
 &= 1 - \mathbb{P} \left(\text{RIC}_n(S^*) = \min_S \text{RIC}_n(S) \right) \cdot [1 - (1 - p_{S^*})^{B_2}] \\
 &\rightarrow 0,
 \end{aligned}$$

as $n, B_2 \rightarrow \infty$.

A.8 Proof of Theorem 4

Firstly since taking subspace can also be seen as an axis-aligned projection, applying Theorem 2 in Cannings and Samworth (2017) we have

$$\mathbf{E}[R(C_n^{RaSE}) - R(C_{Bayes})] \leq \frac{\mathbf{E}[R(C_n^{S_{1^*}}) - R(C_{Bayes})]}{\min(\alpha, 1 - \alpha)}. \quad (26)$$

Then it can be easily noticed that

$$\begin{aligned} \mathbb{E}\{\mathbf{E}[R(C_n^{S_{1^*}}) - R(C_{Bayes})]\} &\leq \mathbb{E}\{\mathbf{E}[(R(C_n^{S_{1^*}}) - R(C_{Bayes}))\mathbf{1}(S_{1^*} = S^*)] \\ &\quad + (1 - R(C_{Bayes}))\mathbf{P}(S_{1^*} \neq S^*)\} \\ &\leq \mathbb{E}[R(C_n^{S^*}) - R(C_{Bayes})] + \mathbf{P}(S_{1^*} \neq S^*). \end{aligned} \quad (27)$$

Combining (26) and (27), we obtain the conclusion.

A.9 Proof of Theorem 5

This conclusion is almost the same as Theorem 2 in Cannings and Samworth (2017). However, since we are studying the discrete space of subspaces, we can remove Assumption 2 and 3 in their paper and get a similar upper bound. For the Assumption 3 in Cannings and Samworth (2017), here the minimal discriminant set S^* is the ideal subspace. For the Assumption 2, we have

$$\mathbf{P}(R_n(C_n^{S_{11}}) \leq R_n(C_n^{S^*})) \geq \mathbf{P}(S_{11} = S^*) = p_{S^*} > 0.$$

Firstly we have

$$\mathbf{E}[R(C_n^{RaSE}) - R(C_{Bayes})] \leq \frac{\mathbf{E}[R(C_n^{S_{1^*}}) - R(C_{Bayes})]}{\min(\alpha, 1 - \alpha)}. \quad (28)$$

Then write

$$\mathbf{E}[R(C_n^{S_{1^*}})] = \mathbf{E}[R_n(C_n^{S_{1^*}})] + \epsilon_n, \quad (29)$$

where $\epsilon_n = \mathbf{E}[R(C_n^{S_{1^*}})] - \mathbf{E}[R_n(C_n^{S_{1^*}})]$. Then we have

$$\begin{aligned} &\mathbf{E}[R_n(C_n^{S_{1^*}})] \\ &= \mathbf{E}[R_n(C_n^{S_{1^*}}) \cdot \mathbf{1}(R_n(C_n^{S_{1^*}}) \leq R_n(C_n^{S^*}))] + \mathbf{E}[R_n(C_n^{S_{1^*}}) \cdot \mathbf{1}(R_n(C_n^{S_{1^*}}) > R_n(C_n^{S^*}))] \\ &\leq R_n(C_n^{S^*}) + \mathbf{P}(R_n(C_n^{S_{1^*}}) > R_n(C_n^{S^*})) \\ &= R_n(C_n^{S^*}) + [\mathbf{P}(R_n(C_n^{S_{11}}) > R_n(C_n^{S^*}))]^{B_2} \\ &\leq R_n(C_n^{S^*}) + (1 - p_{S^*})^{B_2} \\ &= R(C_n^{S^*}) - \epsilon_n^{S^*} + (1 - p_{S^*})^{B_2}, \end{aligned} \quad (30)$$

where $\epsilon_n^{S^*} = R(C_n^{S^*}) - R_n(C_n^{S^*})$. Combining (28), (29) and (30), we obtain

$$\mathbb{E}\{\mathbf{E}[R(C_n^{RaSE}) - R(C_{Bayes})]\} \leq \frac{\mathbf{E}[R(C_n^{S^*}) - R(C_{Bayes})] - \mathbb{E}(\epsilon_n^{S^*}) + \mathbb{E}(\epsilon_n) + (1 - p_{S^*})^{B_2}}{\min(\alpha, 1 - \alpha)}.$$

Appendix B. Supplementary proofs

B.1 Weak consistency of RIC for discriminant analysis

In the following, notation A_{S_1, S_2}^{-1} represent the inverse matrix of A_{S_1, S_2} , where A is a matrix and S_1, S_2 are subspaces.

Corollary 2 *In model (1), for $f^{(r)} \sim N(\boldsymbol{\mu}^{(r)}, \Sigma^{(r)})$, $r = 0, 1$, where $\Sigma^{(0)}, \Sigma^{(1)}$ can be either equal (LDA setting) or not equal (QDA setting), by estimating the corresponding RIC respectively, we have:*

(I) *For any feature subset $S \supseteq S^*$:*

$$\text{RIC}_n(S) - \text{RIC}_n(S^*) = c_n(|S| - |S^*|) + O_p(n^{-1/2}).$$

(II) *For \forall subset S satisfying $S^* \setminus S \neq \emptyset$, $|S| \leq |S^*|$, there exists a constant $C_S > 0$, which is relative to S , such that*

$$\text{RIC}_n(S) - \text{RIC}_n(S^*) = C_S + \frac{1}{2}c_n(|S| - |S^*|)(|S| + |S^*| + 3) + O_p(n^{-1/2}).$$

Theorem 6 (Weak consistency of RIC under Gaussian setting) *In model (1), for $f^{(r)} \sim N(\boldsymbol{\mu}^{(r)}, \Sigma^{(r)})$, $r = 0, 1$, suppose S^* is the unique minimal discriminative set, then for the case that $\Sigma^{(0)} = \Sigma^{(1)}$ and $\Sigma^{(0)} \neq \Sigma^{(1)}$, if we apply LDA and QDA models, correspondingly, then we can obtain the weak consistency*

$$\mathbb{P}\left(\text{RIC}_n(S^*) = \min_S \text{RIC}_n(S)\right) \rightarrow 1,$$

as $n \rightarrow \infty$.

B.2 Proof of Corollary 2

B.2.1 LDA CASE: $\Sigma^{(0)} = \Sigma^{(1)} = \Sigma$

Lemma 3 *For $S = S_1 \cup \{j\}$, $S_1 \neq \emptyset$, denote $D_L(S) = (\boldsymbol{\mu}_S^{(1)} - \boldsymbol{\mu}_S^{(0)})^T \Sigma_{S,S}^{-1} (\boldsymbol{\mu}_S^{(1)} - \boldsymbol{\mu}_S^{(0)})$, $k_j = \Sigma_{j,j} - \Sigma_{j,S_1} \Sigma_{S_1,S_1}^{-1} \Sigma_{S_1,j}$. Then it holds*

$$D_L(S) = D_L(S_1) + \frac{1}{k_j} \left[\Sigma_{j,S_1} \Sigma_{S_1,S_1}^{-1} (\boldsymbol{\mu}_{S_1}^{(1)} - \boldsymbol{\mu}_{S_1}^{(0)}) - (\boldsymbol{\mu}_j^{(1)} - \boldsymbol{\mu}_j^{(0)}) \right]^2.$$

Proof [Proof of Lemma 3] By the elementary algebra, it's not hard to show that

$$\Sigma_{S,S}^{-1} = \begin{pmatrix} \Sigma_{S_1,S_1}^{-1} + \frac{1}{k_j} \Sigma_{S_1,S_1}^{-1} \Sigma_{S_1,j} \Sigma_{j,S_1} \Sigma_{S_1,S_1}^{-1} & -\frac{1}{k_j} \Sigma_{S_1,S_1}^{-1} \Sigma_{S_1,j} \\ -\frac{1}{k_j} \Sigma_{j,S_1} \Sigma_{S_1,S_1}^{-1} & \frac{1}{k_j} \end{pmatrix}.$$

Then we have

$$D_L(S) = \begin{pmatrix} (\boldsymbol{\mu}_{S_1}^{(1)} - \boldsymbol{\mu}_{S_1}^{(0)})^T & (\boldsymbol{\mu}_j^{(1)} - \boldsymbol{\mu}_j^{(0)})^T \end{pmatrix} \Sigma_{S_1,S_1}^{-1} \begin{pmatrix} \boldsymbol{\mu}_{S_1}^{(1)} - \boldsymbol{\mu}_{S_1}^{(0)} \\ \boldsymbol{\mu}_j^{(1)} - \boldsymbol{\mu}_j^{(0)} \end{pmatrix}$$

$$\begin{aligned}
 &= (\boldsymbol{\mu}_{S_1}^{(1)} - \boldsymbol{\mu}_{S_1}^{(0)})^T \Sigma_{S_1, S_1}^{-1} (\boldsymbol{\mu}_{S_1}^{(1)} - \boldsymbol{\mu}_{S_1}^{(0)}) + \frac{1}{k_j} \left[(\boldsymbol{\mu}_{S_1}^{(1)} - \boldsymbol{\mu}_{S_1}^{(0)})^T \Sigma_{S_1, S_1}^{-1} \Sigma_{S_1, j} \right]^2 \\
 &\quad - \frac{2}{k_j} (\boldsymbol{\mu}_j^{(1)} - \boldsymbol{\mu}_j^{(0)}) \Sigma_{j, S_1} \Sigma_{S_1, S_1}^{-1} (\boldsymbol{\mu}_{S_1}^{(1)} - \boldsymbol{\mu}_{S_1}^{(0)}) + \frac{1}{k_j} (\boldsymbol{\mu}_j^{(1)} - \boldsymbol{\mu}_j^{(0)})^2 \\
 &= D_L(S_1) + \frac{1}{k_j} \left[\Sigma_{j, S_1} \Sigma_{S_1, S_1}^{-1} (\boldsymbol{\mu}_{S_1}^{(1)} - \boldsymbol{\mu}_{S_1}^{(0)}) - (\boldsymbol{\mu}_j^{(1)} - \boldsymbol{\mu}_j^{(0)}) \right]^2,
 \end{aligned}$$

which completes the proof. \blacksquare

Lemma 4 Denote $D_L(S) = (\boldsymbol{\mu}_S^{(1)} - \boldsymbol{\mu}_S^{(0)})^T \Sigma_{S, S}^{-1} (\boldsymbol{\mu}_S^{(1)} - \boldsymbol{\mu}_S^{(0)})$, then for $S \supseteq S^*$:

$$D_L(S) = D_L(S^*).$$

Proof [Proof of Lemma 4] Let $k_j = \Sigma_{j, j} - \Sigma_{j, S_1} \Sigma_{S_1, S_1}^{-1} \Sigma_{S_1, j}$. Without loss of generality, suppose elements in S^* are the first $|S^*|$ components of S , then we have

(i) Consider $S_{\text{Full}} = S \cup \{j\}$, $j \notin S^*$, $k_j = \Sigma_{j, j} - \Sigma_{j, S_1} \Sigma_{S_1, S_1}^{-1} \Sigma_{S_1, j}$, then by Lemma 3:

$$D_L(S_{\text{Full}}) = D_L(S) + \frac{1}{k_j} \left[\Sigma_{j, S} \Sigma_{S, S}^{-1} (\boldsymbol{\mu}_S^{(1)} - \boldsymbol{\mu}_S^{(0)}) - (\boldsymbol{\mu}_j^{(1)} - \boldsymbol{\mu}_j^{(0)}) \right]^2.$$

On the other hand, by the sparsity condition, we know that

$$\begin{aligned}
 \begin{pmatrix} * \\ 0 \end{pmatrix} &= \Sigma^{-1} (\boldsymbol{\mu}^{(1)} - \boldsymbol{\mu}^{(0)}) \\
 &= \begin{pmatrix} \Sigma_{S, S}^{-1} + \frac{1}{k_j} \Sigma_{S, S}^{-1} \Sigma_{S, j} \Sigma_{j, S} \Sigma_{S, S}^{-1} & -\frac{1}{k_j} \Sigma_{S, S}^{-1} \Sigma_{S, j} \\ -\frac{1}{k_j} \Sigma_{j, S} \Sigma_{S, S}^{-1} & \frac{1}{k_j} \end{pmatrix} \begin{pmatrix} \boldsymbol{\mu}_S^{(1)} - \boldsymbol{\mu}_S^{(0)} \\ \boldsymbol{\mu}_j^{(1)} - \boldsymbol{\mu}_j^{(0)} \end{pmatrix},
 \end{aligned}$$

implying that

$$\Sigma_{j, S} \Sigma_{S, S}^{-1} (\boldsymbol{\mu}_S^{(1)} - \boldsymbol{\mu}_S^{(0)}) - (\boldsymbol{\mu}_j^{(1)} - \boldsymbol{\mu}_j^{(0)}) = 0.$$

This leads to $D_L(S_{\text{Full}}) = D_L(S)$.

(ii) By induction, removing components which do not belong to S^* from S_{Full} , we can obtain the conclusion of Lemma 4. \blacksquare

Now let's come back to the proof of Corollary 2.

(i) Denote $\hat{D}_L(S) = (\hat{\boldsymbol{\mu}}_S^{(1)} - \hat{\boldsymbol{\mu}}_S^{(0)})^T \hat{\Sigma}_{S, S}^{-1} (\hat{\boldsymbol{\mu}}_S^{(1)} - \hat{\boldsymbol{\mu}}_S^{(0)})$. By central limit theorem, it's easy to see that

$$\|\hat{\boldsymbol{\mu}}_S^{(r)} - \boldsymbol{\mu}_S^{(r)}\|_2 = O_p(n^{-1/2}), r = 0, 1.$$

And by the proof of Theorem 1 in Bickel et al. (2008), for any subspace S with $|S| \leq K$, where K can be an arbitrary positive integer which is no larger than p , it uniformly holds that

$$\|\hat{\Sigma}_{S, S} - \Sigma_{S, S}\|_{\infty} \leq K \cdot \max_{i, j} |\hat{\Sigma}_{i, j} - \Sigma_{i, j}| \leq O_p \left(K \sqrt{\frac{\log p}{n}} \right).$$

Therefore, we have

$$\|\hat{\Sigma}_{S,S} - \Sigma_{S,S}\|_2 \leq \sqrt{p} \|\hat{\Sigma}_{S,S} - \Sigma_{S,S}\|_\infty \leq O_p(n^{-1/2}),$$

uniformly for all S since p is fixed here. Then by the sub-multiplicativity of the operator norm, it holds that

$$\begin{aligned} \|\hat{\Sigma}_{S,S}^{-1} - \Sigma_{S,S}^{-1}\|_2 &= \|\hat{\Sigma}_{S,S}^{-1}(\hat{\Sigma}_{S,S} - \Sigma_{S,S})\Sigma_{S,S}^{-1}\|_2 \\ &\leq (\|\hat{\Sigma}_{S,S}^{-1} - \Sigma_{S,S}^{-1}\|_2 + \|\Sigma_{S,S}^{-1}\|_2) \cdot \|\Sigma_{S,S}^{-1}\|_2 \cdot \|\hat{\Sigma}_{S,S} - \Sigma_{S,S}\|_2, \end{aligned}$$

implying that

$$(1 - \|\hat{\Sigma}_{S,S} - \Sigma_{S,S}\|_2 \cdot \|\Sigma_{S,S}^{-1}\|_2) \cdot \|\hat{\Sigma}_{S,S}^{-1} - \Sigma_{S,S}^{-1}\|_2 \leq \|\hat{\Sigma}_{S,S} - \Sigma_{S,S}\|_2 \cdot \|\Sigma_{S,S}^{-1}\|_2^2.$$

We then have

$$\|\hat{\Sigma}_{S,S}^{-1} - \Sigma_{S,S}^{-1}\|_2 \leq O_p(n^{-1/2}),$$

uniformly for all S as well. Then it's easy to see that

$$\begin{aligned} &\|\hat{\Sigma}_{S,S}^{-1}(\hat{\boldsymbol{\mu}}_S^{(1)} - \hat{\boldsymbol{\mu}}_S^{(0)}) - \Sigma_{S,S}^{-1}(\boldsymbol{\mu}_S^{(1)} - \boldsymbol{\mu}_S^{(0)})\|_2 \\ &\leq \|\hat{\Sigma}_{S,S}^{-1} - \Sigma_{S,S}^{-1}\|_2 \cdot \|\hat{\boldsymbol{\mu}}_S^{(1)} - \hat{\boldsymbol{\mu}}_S^{(0)}\|_2 + \|\Sigma_{S,S}^{-1}\|_2 (\|\hat{\boldsymbol{\mu}}_S^{(1)} - \boldsymbol{\mu}_S^{(1)}\|_2 + \|\hat{\boldsymbol{\mu}}_S^{(0)} - \boldsymbol{\mu}_S^{(0)}\|_2) \\ &\leq O_p(n^{-1/2}). \end{aligned}$$

Then we know that

$$\hat{D}_L(S) - D_L(S) \leq O_p(n^{-1/2}).$$

Then by Lemma 4, (I) holds.

(ii) For (II), consider $S_{\text{Full}} \supseteq S^*$. By Lemma 4:

$$D_L(S_{\text{Full}}) = D_L(S^*) \geq D_L(S).$$

If “=” holds, we claim that S is the discriminative set.

In fact, let's delete elements in $S_{\text{Full}} \setminus S$ one by one from S_{Full} . Without loss of generality, suppose $S_{\text{Full}} = S_1 \cup \{j\}$, $j \notin S$. Denote $k_j = \Sigma_{j,j} - \Sigma_{j,S_1} \Sigma_{S_1,S_1}^{-1} \Sigma_{S_1,j}$, then it's apparent that

$$\begin{aligned} &\Sigma^{-1}(\boldsymbol{\mu}^{(1)} - \boldsymbol{\mu}^{(0)}) \\ &= \left(\begin{array}{c} \Sigma_{S_1,S_1}^{-1}(\boldsymbol{\mu}_{S_1}^{(1)} - \boldsymbol{\mu}_{S_1}^{(0)}) + \frac{1}{k_j} \Sigma_{S_1,S_1}^{-1} \Sigma_{S_1,j} [\Sigma_{j,S_1} \Sigma_{S_1,S_1}^{-1} (\boldsymbol{\mu}_{S_1}^{(1)} - \boldsymbol{\mu}_{S_1}^{(0)}) - (\boldsymbol{\mu}_j^{(1)} - \boldsymbol{\mu}_j^{(0)})] \\ - \frac{1}{k_j} [\Sigma_{j,S_1} \Sigma_{S_1,S_1}^{-1} (\boldsymbol{\mu}_{S_1}^{(1)} - \boldsymbol{\mu}_{S_1}^{(0)}) - (\boldsymbol{\mu}_j^{(1)} - \boldsymbol{\mu}_j^{(0)})] \end{array} \right). \end{aligned}$$

Since $D_L(S) = D_L(S_1)$ and due to Lemma 3, we know that

$$\Sigma_{j,S_1} \Sigma_{S_1,S_1}^{-1} (\boldsymbol{\mu}_{S_1}^{(1)} - \boldsymbol{\mu}_{S_1}^{(0)}) - (\boldsymbol{\mu}_j^{(1)} - \boldsymbol{\mu}_j^{(0)}) = 0.$$

Then

$$\Sigma^{-1}(\boldsymbol{\mu}^{(1)} - \boldsymbol{\mu}^{(0)}) = \begin{pmatrix} \Sigma_{S_1, S_1}^{-1}(\boldsymbol{\mu}_{S_1}^{(1)} - \boldsymbol{\mu}_{S_1}^{(0)}) \\ 0 \end{pmatrix}.$$

Similarly, repeat this step for all the other elements in $S_{\text{Full}} \setminus S$, and we will conclude that the components of $\Sigma^{-1}(\boldsymbol{\mu}^{(1)} - \boldsymbol{\mu}^{(0)})$ corresponding to $S_{\text{Full}} \setminus S$ are all zero. Then by Example 1, we know that the log-density ratio $\log \left[\frac{f^{(0)}(\mathbf{x})}{f^{(1)}(\mathbf{x})} \right]$ is the function of \boldsymbol{x}_S , implying that S is a discriminative set. Since $|S| \leq |S^*|$, S is also a minimal discriminative set, which is contradicted with the uniqueness of S^* or the definition of the minimal discriminative set.

Therefore, $C_S := D_L(S) - D_L(S^*) > 0$, which completes the proof.

B.2.2 QDA CASE: $\Sigma^{(0)} \neq \Sigma^{(1)}$

The analysis for this case will be more complicated. For the convenience, with any subspace S , we denote

$$\begin{aligned} T(S) &= \text{Tr}[(\Sigma_{S,S}^{(1)})^{-1} - (\Sigma_{S,S}^{(0)})^{-1}](\pi_1 \Sigma_{S,S}^{(1)} - \pi_0 \Sigma_{S,S}^{(0)}), \\ D(S) &= (\boldsymbol{\mu}_S^{(1)} - \boldsymbol{\mu}_S^{(0)})^T [\pi_1 (\Sigma_{S,S}^{(0)})^{-1} + \pi_0 (\Sigma_{S,S}^{(1)})^{-1}] (\boldsymbol{\mu}_S^{(1)} - \boldsymbol{\mu}_S^{(0)}), \\ M(S) &= (\pi_1 - \pi_0)(\log |\Sigma_{S,S}^{(1)}| - \log |\Sigma_{S,S}^{(0)}|), \\ D_Q(S) &= T(S) - D(S) + M(S). \end{aligned}$$

And their sample versions by MLEs are

$$\begin{aligned} \hat{T}(S) &= \text{Tr} \left[((\hat{\Sigma}_{S,S}^{(1)})^{-1} - (\hat{\Sigma}_{S,S}^{(0)})^{-1})(\hat{\pi}_1 \hat{\Sigma}_{S,S}^{(1)} - \hat{\pi}_0 \hat{\Sigma}_{S,S}^{(0)}) \right], \\ \hat{D}(S) &= (\hat{\boldsymbol{\mu}}_S^{(1)} - \hat{\boldsymbol{\mu}}_S^{(0)})^T \left[\hat{\pi}_1 (\hat{\Sigma}_{S,S}^{(0)})^{-1} + \hat{\pi}_0 (\hat{\Sigma}_{S,S}^{(1)})^{-1} \right] (\hat{\boldsymbol{\mu}}_S^{(1)} - \hat{\boldsymbol{\mu}}_S^{(0)}), \\ \hat{M}(S) &= (\hat{\pi}_1 - \hat{\pi}_0)(\log |\hat{\Sigma}_{S,S}^{(1)}| - \log |\hat{\Sigma}_{S,S}^{(0)}|), \\ \hat{D}_Q(S) &= \hat{T}(S) - \hat{D}(S) + \hat{M}(S). \end{aligned}$$

Now let's introduce the following lemma.

Lemma 5 For $S = S_1 \cup \{j\}$, $k_j^{(r)} = \Sigma_{j,j}^{(r)} - \Sigma_{j,S_1}^{(r)} (\Sigma_{S_1,S_1}^{(r)})^{-1} \Sigma_{S_1,j}^{(r)}$, $r = 0, 1$, then:

$$\begin{aligned} T(S) - T(S_1) &= - \left[(\Sigma_{S_1,S_1}^{(1)})^{-1} \Sigma_{S_1,j}^{(1)} - (\Sigma_{S_1,S_1}^{(0)})^{-1} \Sigma_{S_1,j}^{(0)} \right]^T \left(\frac{\pi_0}{k_j^{(0)}} \Sigma_{S_1,S_1}^{(0)} + \frac{\pi_1}{k_j^{(1)}} \Sigma_{S_1,S_1}^{(1)} \right) \\ &\quad \left[(\Sigma_{S_1,S_1}^{(1)})^{-1} \Sigma_{S_1,j}^{(1)} - (\Sigma_{S_1,S_1}^{(0)})^{-1} \Sigma_{S_1,j}^{(0)} \right] + 1 - \frac{\pi_0}{k_j^{(1)}} \cdot k_j^{(0)} - \frac{\pi_1}{k_j^{(0)}} \cdot k_j^{(1)}, \quad (31) \end{aligned}$$

$$\begin{aligned} D(S) - D(S_1) &= \frac{\pi_1}{k_j^{(0)}} \left[\Sigma_{j,S_1}^{(0)} (\Sigma_{S_1,S_1}^{(0)})^{-1} (\boldsymbol{\mu}_{S_1}^{(1)} - \boldsymbol{\mu}_{S_1}^{(0)}) - (\boldsymbol{\mu}_j^{(1)} - \boldsymbol{\mu}_j^{(0)}) \right]^2 \\ &\quad + \frac{\pi_0}{k_j^{(1)}} \left[\Sigma_{j,S_1}^{(1)} (\Sigma_{S_1,S_1}^{(1)})^{-1} (\boldsymbol{\mu}_{S_1}^{(1)} - \boldsymbol{\mu}_{S_1}^{(0)}) - (\boldsymbol{\mu}_j^{(1)} - \boldsymbol{\mu}_j^{(0)}) \right]^2, \quad (32) \end{aligned}$$

$$M(S) - M(S_1) = (\pi_1 - \pi_0) \log \left(\frac{k_j^{(1)}}{k_j^{(0)}} \right). \quad (33)$$

Proof [Proof of Lemma 5] (32) is obvious due to Lemma 3. (33) is also obvious since $|\Sigma_{S,S}^{(r)}| = |\Sigma_{S_1,S_1}^{(r)}| \cdot |k_j^{(r)}|$, $r = 0, 1$. Now let's prove (31). It's easy to see that

$$\begin{aligned} T(S) &= \text{Tr} \left[(\Sigma_{S,S}^{(1)})^{-1} - (\Sigma_{S,S}^{(0)})^{-1} (\pi_1 \Sigma_{S,S}^{(1)} - \pi_0 \Sigma_{S,S}^{(0)}) \right] \\ &= |S| - \pi_1 \text{Tr} \left[(\Sigma_{S,S}^{(0)})^{-1} \Sigma_{S,S}^{(1)} \right] - \pi_0 \text{Tr} \left[(\Sigma_{S,S}^{(1)})^{-1} \Sigma_{S,S}^{(0)} \right]. \end{aligned} \quad (34)$$

Because

$$\begin{aligned} &(\Sigma_{S,S}^{(r)})^{-1} \\ &= \begin{pmatrix} (\Sigma_{S_1,S_1}^{(r)})^{-1} + \frac{1}{k_j^{(r)}} (\Sigma_{S_1,S_1}^{(r)})^{-1} \Sigma_{S_1,j}^{(r)} \Sigma_{j,S_1}^{(r)} (\Sigma_{S_1,S_1}^{(r)})^{-1} & -\frac{1}{k_j^{(r)}} (\Sigma_{S_1,S_1}^{(r)})^{-1} \Sigma_{S_1,j}^{(r)} \\ -\frac{1}{k_j^{(r)}} \Sigma_{j,S_1}^{(r)} (\Sigma_{S_1,S_1}^{(r)})^{-1} & \frac{1}{k_j^{(r)}} \end{pmatrix} \end{aligned} \quad (35)$$

for $r = 0, 1$, we have

$$\begin{aligned} &\text{Tr}[(\Sigma_{S,S}^{(1)})^{-1} \Sigma_{S,S}^{(0)}] \\ &= \text{Tr} \left[(\Sigma_{S,S}^{(1)})^{-1} \Sigma_{S,S}^{(0)} + \frac{1}{k_j^{(1)}} (\Sigma_{S_1,S_1}^{(1)})^{-1} \Sigma_{S_1,j}^{(1)} \Sigma_{j,S_1}^{(1)} (\Sigma_{S_1,S_1}^{(1)})^{-1} \Sigma_{S_1,S_1}^{(0)} - \frac{1}{k_j^{(1)}} (\Sigma_{S_1,S_1}^{(1)})^{-1} \Sigma_{S_1,j}^{(1)} \Sigma_{j,S_1}^{(0)} \right] \\ &\quad - \frac{1}{k_j^{(1)}} \Sigma_{j,S_1}^{(1)} (\Sigma_{S_1,S_1}^{(1)})^{-1} \Sigma_{S_1,j}^{(0)} + \frac{\Sigma_{j,j}^{(0)}}{k_j^{(1)}} \\ &= \text{Tr}[(\Sigma_{S,S}^{(1)})^{-1} \Sigma_{S,S}^{(0)}] + \frac{1}{k_j^{(1)}} \Sigma_{j,S_1}^{(1)} (\Sigma_{S_1,S_1}^{(1)})^{-1} \Sigma_{S_1,S_1}^{(0)} (\Sigma_{S_1,S_1}^{(1)})^{-1} \Sigma_{S_1,j}^{(1)} - \frac{2}{k_j^{(1)}} \Sigma_{j,S_1}^{(1)} (\Sigma_{S_1,S_1}^{(1)})^{-1} \Sigma_{S_1,j}^{(0)} \\ &\quad + \frac{\Sigma_{j,j}^{(0)}}{k_j^{(1)}}, \end{aligned} \quad (36)$$

where the last equality follows from the fact that $\text{Tr}(AB) = \text{Tr}(BA)$ if A and B are square matrices with the same dimension.

Similarly we have

$$\begin{aligned} &\text{Tr}[(\Sigma_{S,S}^{(0)})^{-1} \Sigma_{S,S}^{(1)}] \\ &= \text{Tr}[(\Sigma_{S,S}^{(0)})^{-1} \Sigma_{S,S}^{(1)}] + \frac{1}{k_j^{(0)}} \Sigma_{j,S_1}^{(0)} (\Sigma_{S_1,S_1}^{(0)})^{-1} \Sigma_{S_1,S_1}^{(1)} (\Sigma_{S_1,S_1}^{(0)})^{-1} \Sigma_{S_1,j}^{(0)} - \frac{2}{k_j^{(0)}} \Sigma_{j,S_1}^{(0)} (\Sigma_{S_1,S_1}^{(0)})^{-1} \Sigma_{S_1,j}^{(1)} \\ &\quad + \frac{\Sigma_{j,j}^{(1)}}{k_j^{(0)}}. \end{aligned} \quad (37)$$

Combining (34), (36), (37), the fact that $\Sigma_{j,j}^{(r)} = k_j^{(r)} + \Sigma_{j,S_1}^{(r)} (\Sigma_{S_1,S_1}^{(r)})^{-1} \Sigma_{S_1,j}^{(r)}$, $r = 0, 1$, and $T(S_1) = |S| - 1 - \pi_1 \text{Tr}[(\Sigma_{S,S}^{(0)})^{-1} \Sigma_{S,S}^{(1)}] - \pi_0 \text{Tr}[(\Sigma_{S,S}^{(1)})^{-1} \Sigma_{S,S}^{(0)}]$, (31) is obtained. \blacksquare

Now we come back to the proof of Corollary 2. First let's calculate the convergence rate of $\hat{D}_Q(S)$ to $D_Q(S)$. Similar to the analysis for the LDA case, we have

$$\begin{aligned} \|\hat{\Sigma}_{S,S}^{(r)} - \Sigma_{S,S}^{(r)}\|_2 &\leq O_p(n^{-1/2}), r = 0, 1, \\ \|(\hat{\Sigma}_{S,S}^{(r)})^{-1} - (\Sigma_{S,S}^{(r)})^{-1}\|_2 &\leq O_p(n^{-1/2}), r = 0, 1, \end{aligned}$$

for all S . And by Hoeffding's inequality and central limit theorem:

$$\begin{aligned} \|\hat{\boldsymbol{\mu}}_S^{(r)} - \boldsymbol{\mu}_S^{(r)}\|_2 &= O_p(n^{-1/2}), r = 0, 1, \\ \hat{\pi}_r &= \pi_r + o_p(n^{-1/2}), r = 0, 1. \end{aligned}$$

Then it holds that

$$\begin{aligned} &|\hat{T}(S) - T(S)| \\ &= \left| \text{Tr} \left[((\hat{\Sigma}_{S,S}^{(1)})^{-1} - (\hat{\Sigma}_{S,S}^{(0)})^{-1})(\hat{\pi}_1 \hat{\Sigma}_{S,S}^{(1)} - \hat{\pi}_0 \hat{\Sigma}_{S,S}^{(0)}) \right] \right. \\ &\quad \left. - \text{Tr} \left[((\Sigma_{S,S}^{(1)})^{-1} - (\Sigma_{S,S}^{(0)})^{-1})(\pi_1 \Sigma_{S,S}^{(1)} - \pi_0 \Sigma_{S,S}^{(0)}) \right] \right| \\ &\leq p \|((\hat{\Sigma}_{S,S}^{(1)})^{-1} - (\hat{\Sigma}_{S,S}^{(0)})^{-1})(\hat{\pi}_1 \hat{\Sigma}_{S,S}^{(1)} - \hat{\pi}_0 \hat{\Sigma}_{S,S}^{(0)}) - ((\Sigma_{S,S}^{(1)})^{-1} - (\Sigma_{S,S}^{(0)})^{-1})(\pi_1 \Sigma_{S,S}^{(1)} - \pi_0 \Sigma_{S,S}^{(0)})\|_2 \\ &\leq p \|(\hat{\Sigma}_{S,S}^{(1)})^{-1} - (\hat{\Sigma}_{S,S}^{(0)})^{-1}\|_2 \cdot \|(\hat{\pi}_1 \hat{\Sigma}_{S,S}^{(1)} - \hat{\pi}_0 \hat{\Sigma}_{S,S}^{(0)}) - (\pi_1 \Sigma_{S,S}^{(1)} - \pi_0 \Sigma_{S,S}^{(0)})\|_2 \\ &\quad + p \|((\hat{\Sigma}_{S,S}^{(1)})^{-1} - (\hat{\Sigma}_{S,S}^{(0)})^{-1}) - ((\Sigma_{S,S}^{(1)})^{-1} - (\Sigma_{S,S}^{(0)})^{-1})\|_2 \cdot \|\pi_1 \Sigma_{S,S}^{(1)} - \pi_0 \Sigma_{S,S}^{(0)}\|_2 \\ &\leq O_p(n^{-1/2}). \end{aligned} \tag{38}$$

Denote $\lambda_i(A)$ as the i -th largest eigenvalue of matrix A , then

$$\begin{aligned} |\log |\hat{\Sigma}_{S,S}^{(r)}| - \log |\Sigma_{S,S}^{(r)}| &\leq \sum_{i=1}^{|S|} \left| \log \left(\frac{\lambda_i(\hat{\Sigma}_{S,S}^{(r)})}{\lambda_i(\Sigma_{S,S}^{(r)})} \right) \right| \\ &= \sum_{i=1}^{|S|} \left| \left(\frac{\lambda_i(\hat{\Sigma}_{S,S}^{(r)})}{\lambda_i(\Sigma_{S,S}^{(r)})} - 1 \right) + o \left(\frac{\lambda_i(\hat{\Sigma}_{S,S}^{(r)})}{\lambda_i(\Sigma_{S,S}^{(r)})} - 1 \right) \right| \\ &\leq \sum_{i=1}^{|S|} \frac{|\lambda_i(\hat{\Sigma}_{S,S}^{(r)}) - \lambda_i(\Sigma_{S,S}^{(r)})|}{|\lambda_i(\Sigma_{S,S}^{(r)})|} + o(|\lambda_i(\hat{\Sigma}_{S,S}^{(r)}) - \lambda_i(\Sigma_{S,S}^{(r)})|). \end{aligned}$$

Then by Weyl's inequality, we have

$$\begin{aligned} |\lambda_i(\hat{\Sigma}_{S,S}^{(r)}) - \lambda_i(\Sigma_{S,S}^{(r)})| &\leq \min(|\lambda_{|S|}(\hat{\Sigma}_{S,S}^{(r)} - \Sigma_{S,S}^{(r)})|, |\lambda_1(\hat{\Sigma}_{S,S}^{(r)} - \Sigma_{S,S}^{(r)})|) \\ &\leq \|\hat{\Sigma}_{S,S}^{(r)} - \Sigma_{S,S}^{(r)}\|_2 \\ &\leq O_p(n^{-1/2}), \end{aligned}$$

which leads to

$$|\log |\hat{\Sigma}_{S,S}^{(r)}| - \log |\Sigma_{S,S}^{(r)}| \leq O_p(n^{-1/2}).$$

Then

$$\begin{aligned}
 & |\hat{M}(S) - M(S)| \\
 &= |(\hat{\pi}_1 - \hat{\pi}_0)(\log |\hat{\Sigma}_{S,S}^{(1)}| - \log |\hat{\Sigma}_{S,S}^{(0)}|) - (\pi_1 - \pi_0)(\log |\Sigma_{S,S}^{(1)}| - \log |\Sigma_{S,S}^{(0)}|)| \\
 &\leq |\hat{\pi}_1 - \hat{\pi}_0| \cdot \sum_{r=0}^1 |\log |\hat{\Sigma}_{S,S}^{(r)}| - \log |\Sigma_{S,S}^{(r)}|| + \sum_{r=0}^1 |\hat{\pi}_r - \pi_r| \cdot |\log |\Sigma_{S,S}^{(1)}| - \log |\Sigma_{S,S}^{(0)}|| \\
 &\leq O_p(n^{-1/2}). \tag{39}
 \end{aligned}$$

Finally, similar to the analysis in Appendix B.2.1, it's easy to get

$$|\hat{D}(S) - D(S)| \leq O_p(n^{-1/2}). \tag{40}$$

Therefore by (38), (39) and (40), we have

$$\hat{D}_Q(S) - D_Q(S) = O_p(n^{-1/2}). \tag{41}$$

Now let's analyze $D_Q(S)$.

- (i) Consider full feature space $S_{\text{Full}} \supseteq S^*$. Let's remove one feature which does not belong to S^* from S_{Full} . Again, without loss of generality (in fact, we can always switch this feature with the last one), suppose we are removing the last feature j .

By sparsity:

$$(\Sigma^{(1)})^{-1} \boldsymbol{\mu}^{(1)} - (\Sigma^{(0)})^{-1} \boldsymbol{\mu}^{(0)} = \begin{pmatrix} * \\ 0 \end{pmatrix},$$

$$(\Sigma^{(1)})^{-1} - (\Sigma^{(0)})^{-1} = \begin{pmatrix} * & \mathbf{0} \\ \mathbf{0}^T & 0 \end{pmatrix}.$$

Plugging (35) into above and by simplification we can obtain that

$$k_j^{(0)} = k_j^{(1)}, \tag{42}$$

$$(\Sigma_{S_1, S_1}^{(0)})^{-1} \Sigma_{S_1, j}^{(0)} = (\Sigma_{S_1, S_1}^{(1)})^{-1} \Sigma_{S_1, j}^{(1)}, \tag{43}$$

$$\Sigma_{j, S_1}^{(0)} (\Sigma_{S_1, S_1}^{(0)})^{-1} (\boldsymbol{\mu}_{S_1}^{(1)} - \boldsymbol{\mu}_{S_1}^{(0)}) - (\boldsymbol{\mu}_j^{(1)} - \boldsymbol{\mu}_j^{(0)}) = 0 \tag{44}$$

$$\Sigma_{j, S_1}^{(1)} (\Sigma_{S_1, S_1}^{(1)})^{-1} (\boldsymbol{\mu}_{S_1}^{(1)} - \boldsymbol{\mu}_{S_1}^{(0)}) - (\boldsymbol{\mu}_j^{(1)} - \boldsymbol{\mu}_j^{(0)}) = 0. \tag{45}$$

By Lemma 5, $T(S_{\text{Full}}) = T(S_1)$, $D(S_{\text{Full}}) = D(S_1)$, $M(S_{\text{Full}}) = M(S_1)$, implying that $D_Q(S_{\text{Full}}) = D_Q(S_1)$. Besides, this also implies that

$$\begin{aligned}
 (\Sigma^{(1)})^{-1} \boldsymbol{\mu}^{(1)} - (\Sigma^{(0)})^{-1} \boldsymbol{\mu}^{(0)} &= \begin{pmatrix} (\Sigma_{S_1, S_1}^{(1)})^{-1} \boldsymbol{\mu}_{S_1}^{(1)} - (\Sigma_{S_1, S_1}^{(0)})^{-1} \boldsymbol{\mu}_{S_1}^{(0)} \\ 0 \end{pmatrix}, \\
 (\Sigma^{(1)})^{-1} - (\Sigma^{(0)})^{-1} &= \begin{pmatrix} (\Sigma_{S_1, S_1}^{(1)})^{-1} - (\Sigma_{S_1, S_1}^{(0)})^{-1} & \mathbf{0} \\ \mathbf{0}^T & 0 \end{pmatrix}.
 \end{aligned}$$

By induction, it can be seen that for all subspace $S \supseteq S^*$, $D_Q(S) = D_Q(S^*)$. Combined with (41), (I) holds.

(ii) For $S = S_1 \cup \{j\}$, by Lemma 5, we have

$$\begin{aligned}
 & D_Q(S) - D_Q(S_1) \\
 &= - \left[(\Sigma_{S_1, S_1}^{(1)})^{-1} \Sigma_{S_1, j}^{(1)} - (\Sigma_{S_1, S_1}^{(0)})^{-1} \Sigma_{S_1, j}^{(0)} \right]^T \left(\frac{\pi_0}{k_j^{(0)}} \Sigma_{S_1, S_1}^{(0)} + \frac{\pi_1}{k_j^{(1)}} \Sigma_{S_1, S_1}^{(1)} \right) \\
 & \quad \left[(\Sigma_{S_1, S_1}^{(1)})^{-1} \Sigma_{S_1, j}^{(1)} - (\Sigma_{S_1, S_1}^{(0)})^{-1} \Sigma_{S_1, j}^{(0)} \right] \\
 & \quad - \frac{\pi_1}{k_j^{(0)}} \left[\Sigma_{j, S_1}^{(0)} (\Sigma_{S_1, S_1}^{(0)})^{-1} (\boldsymbol{\mu}_{S_1}^{(1)} - \boldsymbol{\mu}_{S_1}^{(0)}) - (\boldsymbol{\mu}_j^{(1)} - \boldsymbol{\mu}_j^{(0)}) \right]^2 \\
 & \quad - \frac{\pi_0}{k_j^{(1)}} \left[\Sigma_{j, S_1}^{(1)} (\Sigma_{S_1, S_1}^{(1)})^{-1} (\boldsymbol{\mu}_{S_1}^{(1)} - \boldsymbol{\mu}_{S_1}^{(0)}) - (\boldsymbol{\mu}_j^{(1)} - \boldsymbol{\mu}_j^{(0)}) \right]^2 + 1 + (\pi_1 - \pi_0) \log \left(\frac{k_j^{(1)}}{k_j^{(0)}} \right) \\
 & \quad - \frac{\pi_0}{k_j^{(1)}} \cdot k_j^{(0)} - \frac{\pi_1}{k_j^{(0)}} \cdot k_j^{(1)}. \tag{46}
 \end{aligned}$$

Then since $-\pi_0 \log \left(\frac{k_j^{(1)}}{k_j^{(0)}} \right) = \pi_0 \log \left(\frac{k_j^{(0)}}{k_j^{(1)}} \right) \leq \pi_0 \left(\frac{k_j^{(0)}}{k_j^{(1)}} - 1 \right)$ and $\pi_1 \log \left(\frac{k_j^{(1)}}{k_j^{(0)}} \right) \leq \pi_1 \left(\frac{k_j^{(1)}}{k_j^{(0)}} - 1 \right)$, we have

$$\begin{aligned}
 & 1 + (\pi_1 - \pi_0) \log \left(\frac{k_j^{(1)}}{k_j^{(0)}} \right) - \frac{\pi_0}{k_j^{(1)}} \cdot k_j^{(0)} - \frac{\pi_1}{k_j^{(0)}} \cdot k_j^{(1)} \\
 & \leq 1 + \pi_0 \left(\frac{k_j^{(0)}}{k_j^{(1)}} - 1 \right) + \pi_1 \left(\frac{k_j^{(1)}}{k_j^{(0)}} - 1 \right) - \frac{\pi_0}{k_j^{(1)}} \cdot k_j^{(0)} - \frac{\pi_1}{k_j^{(0)}} \cdot k_j^{(1)} \\
 & \leq 0,
 \end{aligned}$$

implying that

$$D_Q(S) \leq D_Q(S_1). \tag{47}$$

For subspace S which satisfies $S \setminus S^* \neq \emptyset, |S| \leq |S^*|$, we denote $\tilde{S} = S^* \setminus S, \bar{S} = S \cup \tilde{S} \supseteq S^*$. By (I), $D_Q(\bar{S}) = D_Q(S^*)$. Now let's remove elements of \tilde{S} from \bar{S} one by one. Suppose $\bar{S} = S_1 \cup \{j\}$. If $D_Q(S^*) = D_Q(\bar{S}) = D_Q(S)$, then from (47), we obtain $D_Q(\bar{S}) = D_Q(S_1)$. From (46), we can see that when the “=” holds, (42), (43), (44) and (45) hold as well. Then it leads to

$$\begin{aligned}
 (\Sigma_{\bar{S}, \bar{S}}^{(1)})^{-1} \boldsymbol{\mu}_{\bar{S}}^{(1)} - (\Sigma_{\bar{S}, \bar{S}}^{(0)})^{-1} \boldsymbol{\mu}_{\bar{S}}^{(0)} &= \begin{pmatrix} (\Sigma_{S_1, S_1}^{(1)})^{-1} \boldsymbol{\mu}_{S_1}^{(1)} - (\Sigma_{S_1, S_1}^{(0)})^{-1} \boldsymbol{\mu}_{S_1}^{(0)} \\ 0 \end{pmatrix}, \\
 (\Sigma_{\bar{S}, \bar{S}}^{(1)})^{-1} - (\Sigma_{\bar{S}, \bar{S}}^{(0)})^{-1} &= \begin{pmatrix} (\Sigma_{S_1, S_1}^{(1)})^{-1} - (\Sigma_{S_1, S_1}^{(0)})^{-1} & \mathbf{0} \\ \mathbf{0}^T & 0 \end{pmatrix}.
 \end{aligned}$$

By Example 2, the log-density ratio only depends on S_1 . Therefore due to Proposition 1, S_1 is also a discriminative set. By induction, eventually we will get the conclusion

that S is a discriminative set but since $|S| \leq |S^*|$, S should be the minimal discriminative set instead of S^* , which contradicts with the uniqueness or the definition of the minimal discriminative set. Therefore $C_S := D_Q(S^*) - D_Q(S) > 0$. Considering (41), (II) holds, which completes the proof.

B.3 Proof of Theorem 6

When $\Sigma^{(0)} = \Sigma^{(1)}$, applying LDA model, we have:

- (i) For subset $S \supseteq S^*$, $S \neq S^*$, since $c_n = \omega(n^{-1/2})$, by Corollary 2, we have

$$\mathbb{P}(\text{RIC}_n(S^*) < \text{RIC}_n(S)) = \mathbb{P}(\hat{D}_L(S^*) - \hat{D}_L(S) > 0.5c_n(\text{deg}(S^*) - \text{deg}(S))) \rightarrow 1.$$

- (ii) For $S \setminus S^* \neq \emptyset$, $|S| \leq |S^*|$, also by Corollary 2, since $c_n = o(1)$:

$$\mathbb{P}(\text{RIC}_n(S^*) < \text{RIC}_n(S)) = \mathbb{P}(\hat{D}_L(S^*) - \hat{D}_L(S) > 0.5c_n(\text{deg}(S^*) - \text{deg}(S))) \rightarrow 1$$

- (iii) For $S \setminus S^* \neq \emptyset$, $|S| > |S^*|$, by Lemma 4, suppose $\bar{S} = S \cup (S^* \setminus S)$, then we know that $D_L(\bar{S}) = D_L(S^*) \geq D_L(S)$. This implies that

$$\begin{aligned} \text{RIC}_n(S) - \text{RIC}_n(S^*) &= -\frac{1}{2}[D_L(S) - D_L(S^*)] + c_n(\text{deg}(S) - \text{deg}(S^*)) + O_p(n^{-1/2}) \\ &> 0, \end{aligned}$$

with high probability when n is large. This is equivalent to that $\mathbb{P}(\text{RIC}_n(S^*) < \text{RIC}_n(S)) \rightarrow 1$.

By (i)-(iii), we get this theorem immediately.

When $\Sigma^{(0)} \neq \Sigma^{(1)}$, we can derive the same conclusion similarly. The proof is omitted.

References

- H. Ahn, H. Moon, M. J. Fazzari, N. Lim, J. J. Chen, and R. L. Kodell. Classification by ensembles from random partitions of high-dimensional data. *Computational Statistics & Data Analysis*, 51(12):6166–6179, 2007.
- H. Akaike. Information theory and an extension of the maximum likelihood principle. *Proceeding of IEEE international symposium on information theory*, 1973.
- S. D. Bay. Combining nearest neighbor classifiers through multiple feature subsets. In *ICML*, volume 98, pages 37–45. Citeseer, 1998.
- P. J. Bickel, E. Levina, et al. Some theory for fisher’s linear discriminant function ,naive bayes’, and some alternatives when there are many more variables than observations. *Bernoulli*, 10(6):989–1010, 2004.
- P. J. Bickel, E. Levina, et al. Covariance regularization by thresholding. *The Annals of Statistics*, 36(6):2577–2604, 2008.

- R. Blaser and P. Fryzlewicz. Random rotation ensembles. *The Journal of Machine Learning Research*, 17(1):126–151, 2016.
- T. Boot and D. Nibbering. Subspace methods. In *Macroeconomic Forecasting in the Era of Big Data*, pages 267–291. Springer, 2020.
- L. Breiman. Bagging predictors. *Machine learning*, 24(2):123–140, 1996.
- L. Breiman. Pasting small votes for classification in large databases and on-line. *Machine learning*, 36(1-2):85–103, 1999.
- L. Breiman. Random forests. *Machine learning*, 45(1):5–32, 2001.
- R. Bryll, R. Gutierrez-Osuna, and F. Quek. Attribute bagging: improving accuracy of classifier ensembles by using random feature subsets. *Pattern recognition*, 36(6):1291–1302, 2003.
- K. P. Burnham and D. R. Anderson. Practical use of the information-theoretic approach. In *Model selection and inference*, pages 75–117. Springer, 1998.
- T. I. Cannings and R. J. Samworth. Random-projection ensemble classification. *Journal of the Royal Statistical Society: Series B (Statistical Methodology)*, 79(4):959–1035, 2017.
- J. Chen and Z. Chen. Extended bayesian information criteria for model selection with large model spaces. *Biometrika*, 95(3):759–771, 2008.
- J. Chen and Z. Chen. Extended bic for small-n-large-p sparse glm. *Statistica Sinica*, pages 555–574, 2012.
- L. Devroye and T. Wagner. Distribution-free inequalities for the deleted and holdout error estimates. *IEEE Transactions on Information Theory*, 25(2):202–207, 1979.
- L. Devroye, L. Györfi, and G. Lugosi. *A probabilistic theory of pattern recognition*, volume 31. Springer Science & Business Media, 2013.
- D. Dua and C. Graff. Uci machine learning repository. school of information and computer science, university of california, irvine, ca, 2019.
- B. Efron. The efficiency of logistic regression compared to normal discriminant analysis. *Journal of the American Statistical Association*, 70(352):892–898, 1975.
- C.-G. Esseen. A moment inequality with an application to the central limit theorem. *Scandinavian Actuarial Journal*, 1956(2):160–170, 1956.
- J. Fan, Y. Feng, and X. Tong. A road to classification in high dimensional space: the regularized optimal affine discriminant. *Journal of the Royal Statistical Society: Series B (Statistical Methodology)*, 74(4):745–771, 2012.
- J. Fan, Y. Feng, J. Jiang, and X. Tong. Feature augmentation via nonparametrics and selection (fans) in high-dimensional classification. *Journal of the American Statistical Association*, 111(513):275–287, 2016.

- Y. Fan and C. Y. Tang. Tuning parameter selection in high dimensional penalized likelihood. *Journal of the Royal Statistical Society: Series B (Statistical Methodology)*, 75(3):531–552, 2013.
- Y. Fan, Y. Kong, D. Li, Z. Zheng, et al. Innovated interaction screening for high-dimensional nonlinear classification. *The Annals of Statistics*, 43(3):1243–1272, 2015.
- R. A. Fisher. The use of multiple measurements in taxonomic problems. *Annals of eugenics*, 7(2):179–188, 1936.
- E. Fix. *Discriminatory analysis: nonparametric discrimination, consistency properties*. USAF school of Aviation Medicine, 1951.
- Y. Freund and R. E. Schapire. A decision-theoretic generalization of on-line learning and an application to boosting. In *European conference on computational learning theory*, pages 23–37. Springer, 1995.
- N. García-Pedrajas and D. Ortiz-Boyer. Boosting random subspace method. *Neural Networks*, 21(9):1344–1362, 2008.
- I. Guyon, S. Gunn, A. Ben-Hur, and G. Dror. Result analysis of the nips 2003 feature selection challenge. In *Advances in neural information processing systems*, pages 545–552, 2005.
- P. Hall, B. U. Park, R. J. Samworth, et al. Choice of neighbor order in nearest-neighbor classification. *The Annals of Statistics*, 36(5):2135–2152, 2008.
- N. Hao, Y. Feng, and H. H. Zhang. Model selection for high-dimensional quadratic regression via regularization. *Journal of the American Statistical Association*, 113(522):615–625, 2018.
- H. He and E. A. Garcia. Learning from imbalanced data. *IEEE Transactions on knowledge and data engineering*, 21(9):1263–1284, 2009.
- C. Higuera, K. J. Gardiner, and K. J. Cios. Self-organizing feature maps identify proteins critical to learning in a mouse model of down syndrome. *PloS one*, 10(6), 2015.
- T. K. Ho. The random subspace method for constructing decision forests. *IEEE Transactions on Pattern Analysis and Machine Intelligence*, 20(8):832–844, 1998.
- B. Jiang, X. Wang, and C. Leng. A direct approach for sparse quadratic discriminant analysis. *The Journal of Machine Learning Research*, 19(1):1098–1134, 2018.
- R. Kohavi, G. H. John, et al. Wrappers for feature subset selection. *Artificial intelligence*, 97(1-2):273–324, 1997.
- S. Kullback and R. A. Leibler. On information and sufficiency. *The annals of mathematical statistics*, 22(1):79–86, 1951.
- Q. Li and J. Shao. Sparse quadratic discriminant analysis for high dimensional data. *Statistica Sinica*, pages 457–473, 2015.

- Q. Mai, H. Zou, and M. Yuan. A direct approach to sparse discriminant analysis in ultra-high dimensions. *Biometrika*, 99(1):29–42, 2012.
- Q. Mai, Y. Yang, and H. Zou. Multiclass sparse discriminant analysis. *arXiv preprint arXiv:1504.05845*, 2015.
- G. J. McLachlan. Mahalanobis distance. *Resonance*, 4(6):20–26, 1999.
- V. V. Petrov. *Sums of independent random variables*, volume 82. Springer Science & Business Media, 2012.
- R. Rao and Y. Wu. A strongly consistent procedure for model selection in a regression problem. *Biometrika*, 76(2):369–374, 1989.
- L. Rokach. Ensemble-based classifiers. *Artificial Intelligence Review*, 33(1-2):1–39, 2010.
- R. J. Samworth et al. Optimal weighted nearest neighbour classifiers. *The Annals of Statistics*, 40(5):2733–2763, 2012.
- J. Shao, Y. Wang, X. Deng, S. Wang, et al. Sparse linear discriminant analysis by thresholding for high dimensional data. *The Annals of statistics*, 39(2):1241–1265, 2011.
- M. Skurichina and R. P. Duin. Bagging, boosting and the random subspace method for linear classifiers. *Pattern Analysis & Applications*, 5(2):121–135, 2002.
- R. Tibshirani, T. Hastie, B. Narasimhan, and G. Chu. Class prediction by nearest shrunken centroids, with applications to dna microarrays. *Statistical Science*, pages 104–117, 2003.
- A. W. Van der Vaart. *Asymptotic statistics*, volume 3. Cambridge university press, 2000.
- Q. Zhang and H. Wang. On bic’s selection consistency for discriminant analysis. *Statistica Sinica*, pages 731–740, 2011.