

SD-RSIC: Summarization Driven Deep Remote Sensing Image Captioning

Gencer Sumbul, *Graduate Student Member, IEEE*, Sonali Nayak, and Begüm Demir *Senior Member, IEEE*

Abstract—Deep neural networks (DNNs) have been recently found popular for image captioning problems in remote sensing (RS). Existing DNN based approaches rely on the availability of a training set made up of a high number of RS images with their captions. However, captions of training images may contain redundant information (they can be repetitive or semantically similar to each other), resulting in information deficiency while learning a mapping from image domain to language domain. To overcome this limitation, in this paper we present a novel Summarization Driven Remote Sensing Image Captioning (SD-RSIC) approach. The proposed approach consists of three main steps. The first step obtains the standard image captions by jointly exploiting convolutional neural networks (CNNs) with long short-term memory (LSTM) networks. The second step, unlike the existing RS image captioning methods, summarizes the ground-truth captions of each training image into a single caption by exploiting sequence to sequence neural networks and eliminates the redundancy present in the training set. The third step automatically defines the adaptive weights associated to each RS image to combine the standard captions with the summarized captions based on the semantic content of the image. This is achieved by a novel adaptive weighting strategy defined in the context of LSTM networks. Experimental results obtained on the RSCID, UCM-Captions and Sydney-Captions datasets show the effectiveness of the proposed approach compared to the state-of-the-art RS image captioning approaches.

Index Terms—Image Captioning, Caption Summarization, Deep Learning, Remote Sensing

I. INTRODUCTION

THE new generation of remote sensing (RS) sensors characterized by very high geometrical resolution can acquire images with sub-metric spatial resolution. Thus, the significant amount of geometrical details can be presented in very high resolution RS image scenes. Accordingly, one of the most important applications is the RS image captioning, which aims at automatically assigning descriptive sentences (i.e., captions) to RS image scenes by accurately characterizing their semantic content. Recent studies in RS have shown that deep neural networks (DNNs) are capable of generating accurate image captions for RS images due to their ability to model a mapping from the high-level semantic content of RS images in image domain into the descriptive captions in language domain. DNN based encoder-decoder framework is one of the most effective method for RS image captioning. Within this framework, image captioning is achieved based

on two steps. In the first step, convolutional neural networks (CNNs) are used to extract image features, while in the second step recurrent neural network (RNN) based sequential approaches are used as a natural language model to generate a caption for each image based on the image features. The overall framework is considered as an encoder-decoder neural network where the encoder (CNN) takes an image as input and generates the corresponding encoded features, whereas the decoder generates a caption for the image based on the features. Then, the neural network trained on image-caption pairs can automatically generate a caption for a new image. Accordingly, in [1] CNNs and RNNs are employed to generate captions by combining image features of very high resolution RS images with the associated captions. In detail, pre-trained CNN models on a widely used computer vision dataset (i.e., ImageNet) are used to extract image features, while long-short term memory (LSTM) networks are utilized to sequentially characterize the image captions. In this study, two image captioning datasets are introduced as a first time in RS to evaluate the success of RS image captioning approaches. In [2] a conventional template-based method is presented in the context of RS image captioning for the cases where the number of RS images annotated with captions is not sufficient. This method represents RS images with a combination of ground elements, their attributes and relation that derive a language template. In detail, a fully convolutional network is introduced for the detection of multi-level ground elements, while captions are generated based on the predefined templates. In [3] the largest RS image captioning dataset, which is called RSICD, is introduced. In this study, traditional hand crafted features are compared with the features extracted through different CNN models in the context of RS image captioning, while the caption generation strategy introduced in [1] is used. A Collective Semantic Metric Framework (CSMLF) that models the common semantic space of RS images and their captions is recently introduced in [4]. In detail, CSMLF maps the GloVe based representations of image captions and the image features from a pre-trained CNN model into a common semantic space with a metric learning strategy. Then, the distance between a new image and all captions in the common space is computed to generate a new caption. In [5], an attribute attention strategy that exploits the correlation between image regions and generated caption words is integrated into the standard encoder-decoder approach to further improve the semantic content characterization of images. In this approach, fully connected (FC) layers of a CNN are considered to characterize the image attributes, while convolutional layers are employed to obtain image features. The caption generation

This work is funded by the European Research Council (ERC) through the ERC-2017-STG BigEarth Project under Grant 759764.

G. Sumbul, S. Nayak and B. Demir are with the Faculty of Electrical Engineering and Computer Science, Technische Universität Berlin, Germany. Email: gencer.suembuel@tu-berlin.de, sonalirosy91@gmail.com, demir@tu-berlin.de.

is achieved by using LSTMs (where the log likelihood of generating a caption word by word is maximized given the previous words), the image feature and corresponding image attributes. We would like to note that although only few DNN based RS image captioning approaches are proposed in RS literature, this research field have been extensively studied in computer vision. As an example, above-mentioned encoder-decoder framework that jointly employs CNNs and RNNs for image captioning is initially introduced in [6] as a the first time. In [7] an attention mechanism is employed to characterize where or what to look in images to generate their captions. In [8] topic embeddings are first extracted from a CNN-based multi label classifier and then used with image features in a LSTM-based language model to generate topic-oriented image captions. We refer the readers to [9] for a detailed review of DNN based image captioning approaches introduced in computer vision.

Most of the existing DNN based approaches in the context of RS image captioning rely on the availability of a training set, which consists of very high resolution RS images with their captions (which accurately describe the semantic content of images). Due to the complexity of learning in RS image and language domains, multiple captions are usually assigned to each training image to effectively and efficiently learn an image captioning model. Although each RS image is expected to be ideally described with different captions, each of which embodies different information of the image, a training set may contain redundant information through multiple captions. As an example, in the existing benchmark image captioning datasets (e.g., RSCID, Sydney-Captions and UCM-Captions), most of the RS images are associated with repetitive captions or similar captions with small differences. This can cause the information deficiency while learning a mapping from image domain to language domain. Redundant information in training sets may also lead to over-fitting in training, which reduces the generalization capability of image captioning models and thus causes poor image captioning performance. None of the existing DNN based approaches in RS take into account the above-mentioned problems. Thus, if a DNN model is trained on image caption pairs that include redundant information, existing captioning methods in RS may provide insufficient captioning performance.

To overcome this limitation, in this paper, we introduce a novel Summarization Driven Remote Sensing Image Captioning (SD-RSIC) approach. The SD-RSIC aims at: i) learning to summarize image captions learned on large text corpora; and then ii) integrating it with the learning procedure of the captioning task to guide the whole training process. To this end, the proposed approach is made up of three main steps: 1) generation of standard captions; 2) summarization of ground-truth captions; and 3) integration of summarized captions with standard captions. In the first step, CNNs and LSTMs are jointly used as in the literature works for learning of standard image captions based on image features. In the second step, unlike the existing methods, we propose to exploit a sequence-to-sequence DNN model to summarize ground-truth captions of each image into a single caption. Due to this step, the proposed SD-RSIC approach is capable of eliminating

redundant information present in captions, while enhancing the word vocabulary that provides more accurate captions for semantically complex RS images. In the third step, to integrate the summarized captions with the standard captions, the vocabulary word probabilities of standard captions are combined with those of the summarized captions based on the image features by a novel adaptive weighting strategy in the framework of LSTMs. This step reduces the risk of over-fitting during training, and thus improves the generalization capability of the whole approach. The novelty of the proposed approach consists in: 1) summarization of ground-truth captions into single caption per RS image to eliminate the redundancy present in the ground-truth captions; 2) integration of the summarized captions with standard captions by an adaptive weighting strategy; and 3) exploiting the summarization approach that guides whole training procedure.

The rest of the paper is organized as follows: Section II provides the formulation of image captioning task and introduces the proposed SD-RSIC approach. Section III describes the considered datasets, while Section IV provides the experimental results. Section V concludes our paper.

II. PROPOSED SUMMARIZATION DRIVEN REMOTE SENSING IMAGE CAPTIONING (SD-RSIC) APPROACH

In this section, we first formulate the RS image captioning task, and then explain our Summarization Driven Remote Sensing Image Captioning (SD-RSIC) approach. Let $\mathcal{I} = \{I_1, \dots, I_M\}$ be an archive that consists of M images, where I_i is the i^{th} image. We assume that a training set $\mathcal{T} \subset \mathcal{I}$ of images, each of which is annotated with one or more captions, is initially available. Let $C_i = \{c_{i,j}\}_{j=1}^{N_i}$ be the caption set associated with the i^{th} image I_i , where $c_{i,j}$ is the j^{th} caption of the set C_i and N_i is the number of considered captions. Each caption of the set C_i can be formulated as the set of ordered words $c_{i,j} = \{w_k\}_{k=1}^{L_{i,j}}$, where w_k is the k^{th} word in the caption and $L_{i,j}$ is the length of the caption $c_{i,j}$. The image captioning task aims to learn a function $F(I^*; \theta)$ that assigns a descriptive caption to a new image I^* . To this end, the parameters of the function can be learned by maximizing the log probability of the ground-truth captions for each (I_i, C_i) training instance pair as follows:

$$\theta^* = \arg \max_{\theta} \left(\sum_{i=1}^{|\mathcal{T}|} \sum_{j=1}^{N_i} \sum_{k=1}^{L_{i,j}} \log P(w_k | w_{1:k-1}, I_i; \theta) \right) \quad (1)$$

where θ is the whole parameter set of the function and $P(w_k | w_{1:k-1}, I_i; \theta)$ is the probability of the k^{th} word w_k , which is conditioned on the previous words of the caption $c_{i,j}$ and the image I_i . Then, the caption of the image I^* can be obtained by estimating the probabilities of corresponding words $P(w_k^* | w_{1:k-1}^*, I^*; \theta^*)$ with learned parameters. Conventional image captioning approaches in deep learning are based on encoder-decoder architectures for which semantic content of RS images are encoded to facilitate the caption generation.

Learning image-caption mapping generally requires describing each image with many captions in the training set, since by this way caption and image semantics can be accurately

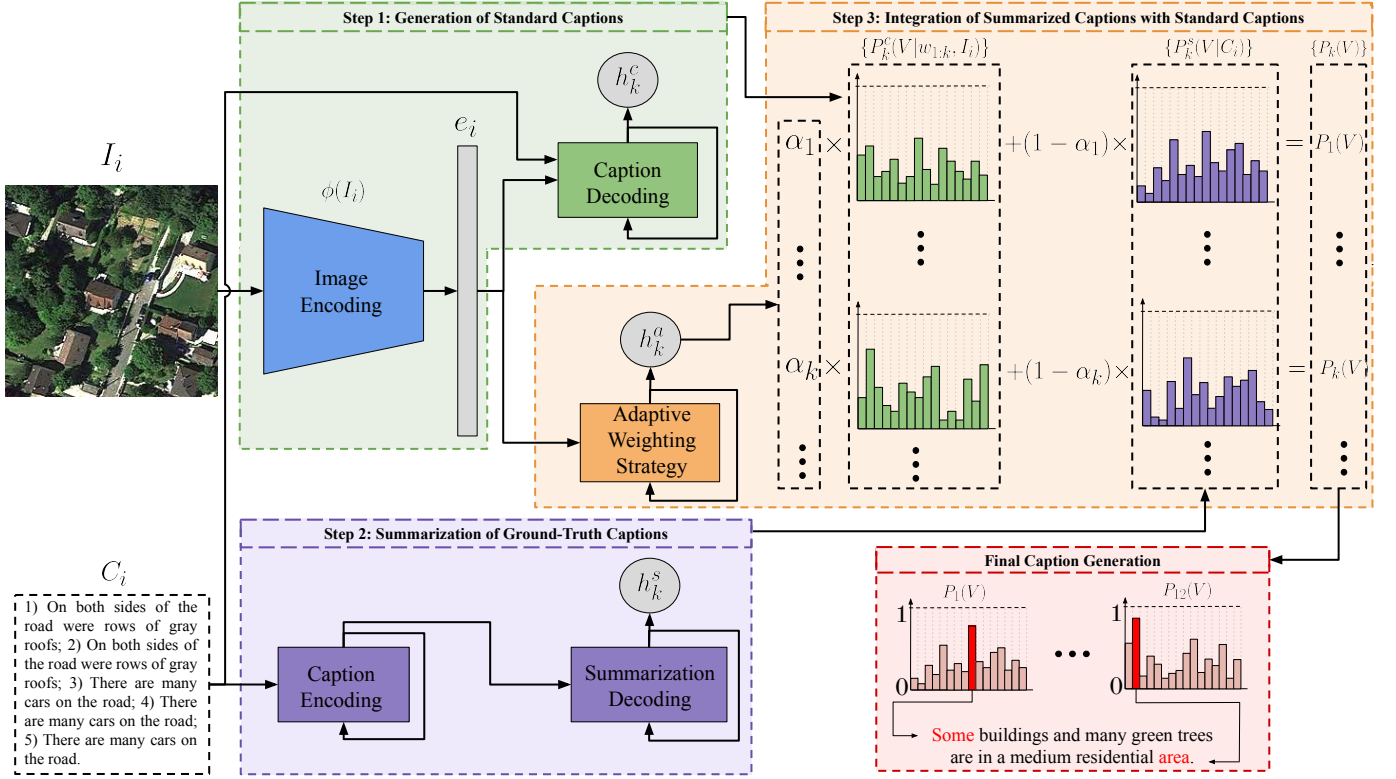


Fig. 1. The proposed Summarization Driven Remote Sensing Image Captioning (SD-RSIC) approach.

associated. However, the captions can share very similar semantics or include a large number of same words with similar orders. The disadvantages of redundant information present in ground-truth captions are twofold. First, this can cause the information deficiency during the learning process. Second, redundancy present in the captions can lead to over-fitting in training, which reduces the generalization capability of captioning models and thus causes poor image captioning performance. To address these problems, the proposed SD-RSIC approach is characterized by three main steps: 1) generation of standard captions; 2) summarization of ground-truth captions; and 3) integration of summarized captions with standard captions. The first step is based on the widely used learning method that jointly exploits CNNs and LSTMs for the image captioning problems. The novelty of the proposed SD-RSIC approach relies on the last two steps. In the second step, we propose to exploit sequence-to-sequence DNN models for the summarization of ground-truth image captions to eliminate the redundant information. In the third step, we introduce a novel adaptive weighting strategy to accurately define the weights for integrating the summarized captions with the standard captions according to the image features. Fig. 1 presents the general overview of the proposed SD-RSIC approach and each step is explained in the following sections.

A. Step 1: Generation of Standard Captions

This step aims at generating consecutive words in a meaningful order that characterizes the standard image captions based on the image features. To this end, similar to the

literature works in RS (e.g., [3]), we utilize: i) CNNs to capture the high level semantic content of RS images, and ii) LSTMs to learn a mapping between the image features and consecutive word embeddings by sequentially modeling the language semantics. Let ϕ be any type of CNN. For a given image I_i , $\phi(I_i)$ provides a feature vector (i.e., image descriptor) to model the content of the image. In order to map the extracted feature vector to a common space with image captions, the extracted feature vector is given as input to a FC layer, which provides the final image embedding e_i having the dimension of W . After the characterization of image features, an LSTM network produces a word at each time step based on the previous LSTM states and the word predictions to sequentially capture word semantics, while relying on the image features. At the beginning of the sequence, the image embedding e_i is fed into the LSTM network that performs as the initial input of the sequence to effect the following word predictions. To start the caption sequence, we employ the special start token w_0 for all captions. Word generation is repeated until the special end token w_e reaches to the network. To this end, we represent each word as a one-hot vector of dimension $|V|$, where V is the vocabulary set including all unique words. In order to encode semantic similarity in words, we apply mapping from the one-hot vector representation into a real-valued embedding of words with the dimension of W as follows:

$$u_k = \mathbf{E}w_k, \quad w_k \in V \quad (2)$$

where \mathbf{E} is the word embedding matrix with the size of $W \times |V|$. The LSTM network of this step exploits word embedding

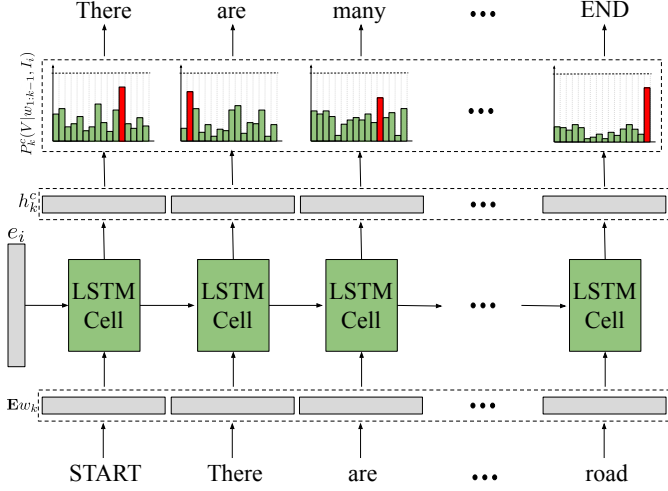


Fig. 2. The first step of the SD-RSIC approach. The LSTM network used for this step is represented as unrolled, showing the input and output of a time step in the sequence.

and previous information of the sequence at each time step as follows:

$$\begin{aligned}
 f_k &= \delta(\mathbf{W}_{f,u}u_k + \mathbf{U}_{f,h}h_{k-1}^c + b_f) \\
 i_k &= \delta(\mathbf{W}_{i,u}u_k + \mathbf{U}_{i,h}h_{k-1}^c + b_i) \\
 o_k &= \delta(\mathbf{W}_{o,u}u_k + \mathbf{U}_{o,h}h_{k-1}^c + b_o) \\
 c_k^c &= f_k \odot c_{k-1}^c + i_k \odot \tanh(\mathbf{W}_{c,u}u_k \\
 &\quad + \mathbf{U}_{c,h}h_{k-1}^c + b_c) \\
 h_k^c &= o_k \odot \tanh(c_k^c)
 \end{aligned} \tag{3}$$

where \mathbf{W} and b are the weight and bias parameters, respectively. \tanh and δ are the hyperbolic tangent and sigmoid functions, and i , f , o and c are input gate, forget gate, output gate and cell state, respectively (for a detailed explanation, see [10], [11]). At the beginning of the sequence, c_0^c and h_0^c are randomly initialized. Then, we obtain word probabilities at each time step with softmax function following to a classification layer as follows:

$$P_k^c(V|w_{1:k-1}, I_i; \theta) = \sigma(\mathbf{W}_{p,h}h_k^c + b_p) \tag{4}$$

where σ is the softmax function and $\mathbf{W}_{p,h}$ and b_p are the weight and bias parameters of a FC layer. $P_k^c(V|w_{1:k-1}, I_i; \theta)$ denotes the probability distribution of all vocabulary words produced at the k^{th} time step of the corresponding LSTM network. This step is illustrated in Fig. 2.

B. Step 2: Summarization of Ground-Truth Captions

This step aims to summarize the ground-truth captions of RS images. The summarized captions guide the whole training process of the proposed SD-RSIC approach. To this end, we propose to adapt the automatic summarization task of natural language processing literature into the image captioning problem. Summarization task is defined as condensing a text to a shorter version that contains the most important information. In our approach, we exploit pointer-generator DNNs [12] as a special type of sequence-to-sequence neural networks. To this end, we consider to train the pointer-generator model on news

articles to automatically extract headlines. Then, we exploit the model for summarizing ground-truth captions in our approach. To this end, we stack all corresponding captions of each RS image as a single text to summarize them into single caption. Then, all words of stacked captions are embedded as in (2) and fed into the pre-trained model. Two recurrent neural networks sequentially encode the stacked captions and decode them to generate a summarized caption in order. In addition, pointer-generator structure decides the probability of generating words from the vocabulary versus copying from all captions. This allows an accurate reproduction of information, while retaining the ability to produce novel words through the generator (for a detailed explanation, see [12]). Let ψ be the pre-trained summarization network, $\psi(\{c_{i,j}\}_{j=1}^{N_i})$ produces the word probabilities of the vocabulary $P_k^s(V|\{c_{i,j}\}_{j=1}^{N_i})$ at the k^{th} time step.

Due to the summarization of ground-truth captions, the proposed SD-RSIC approach is capable of eliminating redundant information present in the multiple captions associated with each training image by condensing all captions into a single caption that captures the most significant information content. In addition, the summarization model is pre-trained on a dataset whose vocabulary is excessively larger than any RS image captioning dataset. By this way, our approach uses significantly bigger vocabulary (which is also used in all steps of the SD-RSIC) compared to existing approaches. Using enriched vocabulary increases the capability of our approach to generate more accurate captions for semantically complex RS images.

C. Step 3: Integration of Summarized Captions with Standard Captions

After the summarization of multiple ground-truth captions into a single caption per training RS image, final image captions can be either standard captions that can be learned by only using the first step or summarized captions. In this way, standard captions are learned without considering the redundancy present in the ground-truth captions and summarized captions include only the most important information without significant details. However, integration of standard captions with summarized captions can overcome the limitations of redundant information in ground-truth captions, while providing the detailed language semantics to model a mapping between the complex semantic content of RS images with accurate image captions. Accordingly, this step aims at automatically defining the weights for integrating the standard and summarized captions based on the image features. To this end, we introduce a novel adaptive weighting strategy in the framework of LSTMs.

In this strategy, we employ an LSTM network, which automatically characterizes the weights for combining the vocabulary word probabilities of standard captions with those of the summarized captions at each time step. This step is adaptive to the semantic content of RS images since the learning of the weights is based on the image features. Accordingly, initial cell state c_0^a and hidden state h_0^a of the LSTM network are randomly initialized, and then the LSTM

takes the final image embedding e_i as input at each time step. Then, a single weight score h_t^a is produced as in (3) at each time step based on the previous cell states and the image embedding. To normalize the scores to the range of $[0, 1]$, we apply sigmoid function to obtain the final weights $\{\alpha_k\}_{k=1}^{N_i}$ for the RS image I_i . Then, final word probability distribution at time step k is obtained by weighted combination of the word probabilities of standard captions obtained in the first step and those obtained in the second step as follows:

$$P_k(V) = \alpha_k \times P_k^c(V|w_{1:k-1}, I_i) + (1 - \alpha_k) \times P_k^s(V|C_i). \quad (5)$$

If there is no corresponding output in the first or second step at the k^{th} time step, we apply zero-padding to the shorter output. After obtaining the probabilities for all time steps, we achieve the final caption by selecting the words leading to the highest probabilities.

Due to the proposed adaptive weighting strategy, the proposed SD-RSIC approach is capable of exploiting the summarized captions to guide the training of whole neural network. With this guidance, the training procedure is less affected by the redundancy present in ground-truth captions. This reduces the risk of over-fitting, and thus increases the generalization capability of the SD-RSIC, which provides more effective learning procedure. Thus, in this way, the SD-RSIC provides more accurate RS image captions during the inference.

For the training of the proposed SD-RSIC approach, we use the stochastic gradient descent based optimization to maximize the log probability of the ground-truth captions for each (I_i, C_i) training instance using (1). After learning model parameters, our approach can automatically generate a caption for a new RS image. This does not require any ground-truth caption since summarization of ground-truth captions is only applied in the training stage. It is worth noting that finding the optimal word sequence is computationally expensive during the inference due to the large number of possible output sequences. Thus, we utilize the beam search algorithm with a beam size of four to acquire the best word sequence. This algorithm iteratively considers the set of best captions up to k^{th} time step to produce the captions for the time step of $k+1$. However, it keeps only some of them depending on the beam size parameter value.

III. DATASETS AND EXPERIMENTAL SETUP

In this section, we first describe the datasets used in the experiments and then present the experimental setup together with the description of the baseline approaches.

A. Dataset Description

To evaluate our approach, we performed experiments on the Sydney-Captions [1], UCM-Captions [1] and RSICD [3] datasets. In addition, we utilized the Annotated Gigaword dataset [13], [14] for the second step of the proposed SD-RSIC approach.

The Sydney-Captions dataset includes 613 images, each of which has the size of 500×500 pixels with a spatial resolution of 0.5 meter. This dataset was built based on the Sydney scene classification dataset [15], which includes RS images

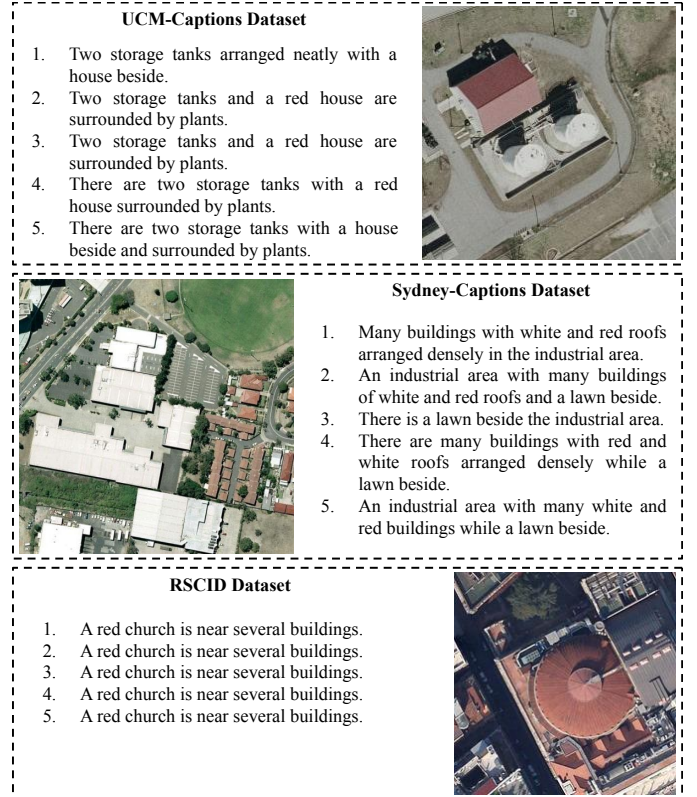


Fig. 3. An example of RS images with their ground-truth captions selected from the UCM-Captions (top), the Sydney-Captions (middle) and the RSICD (bottom) datasets.

TABLE I
AN EXAMPLE OF ARTICLE-HEADLINE PAIRS IN THE ANNOTATED GIGAWORD DATASET

Article	Headline
A fire on a freight shuttle in the channel tunnel on thursday forced an emergency rescue operation and the closure of the tunnel, officials said.	Fire closes channel tunnel
World oil prices rose in asian trade thursday as hurricane ike headed towards key energy facilities on the southern us coast, dealers said.	Oil prices up in asia on hurricane fears

annotated with one of the 7 land-use classes. Each image in the Sydney-Captions dataset was annotated by the 5 captions, providing 3065 captions in total. The UCM-Captions dataset includes 2100 aerial images, each of which has the size of 256×256 pixels with a spatial resolution of one foot. This dataset is defined based on the UC Merced Land Use dataset [16], in which each image is associated with one of 21 land-use classes. Each image in the UCM-Captions dataset was annotated with 5 captions, resulting in 10500 captions in total. Although 5 captions per image are considered, captions belonging to the same classes are very similar in both datasets. Both the Sydney-Captions and the UCM-Captions datasets were initially built for scene classification problems with a small number of images. The RSICD is currently the largest RS image captioning dataset, including 10921 images in total with the size of 224×224 pixels with varying spatial resolutions. In this dataset, each image is described with

different number of captions [3]. In detail, 724 images have 5 different captions, 1495 images have 4 different captions, 2182 images have 3 different captions, 1667 images have 2 different captions and 5853 images have only 1 caption. As mentioned in [3], the number of captions was augmented in cases where images are described with less than 5 captions by randomly duplicating the existing captions. This leads to 54605 captions in the dataset. Fig. 3 shows an example of images and their captions for all considered RS image captioning datasets. The Annotated Gigaword dataset is a corpus of article-headline pairs that consists of nearly 10 million documents with a total of more than 4 billion words sourced from various news services. Instead of using the whole corpus, we follow the same removal and pre-processing steps presented in [17] that results in around 4 million articles. Table I shows an example of article-headline pairs in this dataset.

B. Experimental Setup

To perform the experiments, we split each considered dataset into training (80%), validation (10%) and test (10%) sets as suggested in the papers that the datasets were introduced ([1], [3]). All hyper-parameters were obtained based on the RS image captioning performance on the validation set. In the training sets of all datasets, there are five captions per image. Thus, we replicated each image five times to compose image-caption pairs of training. For the Annotated Gigaword dataset, we initially used the same training set splitting with [17] that results 110,000 unique words, which is significantly higher than any vocabulary size within the RS captioning datasets. Then, we changed the vocabulary set of captioning datasets since they do not contain all words from the summarization vocabulary and might miss many words when we summarize the five captions to one using the summarization model. Accordingly, we constructed a new common vocabulary set which is used in all steps of our approach. To this end, we selected 50000 words that includes all words from the Sydney-Captions, UCM-Captions and RSICD datasets and the rest from the list of most appearing words in the Annotated Gigaword dataset.

Before training our approach, we trained the pointer-generator network for summarization by following the same hyper-parameters presented in [12]. Then, we combine the pre-trained model with our approach. In addition, we also utilized the existing CNN models, which are pre-trained on the ImageNet for the feature extractor ϕ in the first step of the SD-RSIC. To select the CNN model for each dataset, ϕ is tested among the CNNs of the VGG [18], GoogleNet [19], InceptionV3 [20], ResNet [21] and DenseNet [22] models. We would like to note that we did not apply fine-tuning to the parameters of pre-trained models during the training of our approach. We mapped the extracted image features to common embedding space having the dimension of 512 (i.e., W), which is also the word embedding dimension. In the first and third steps of our approach, we exploited the LSTM networks with 512 and 1 dimensional hidden states, respectively. We trained our approach with the learning of 10^{-3} , which decays by 20% if there are eight consecutive epochs without any improvement

on the validation set performance. The training was conducted on NVIDIA Tesla V100 GPUs.

In the experiments, we compared our approach with: 1) the cosine distance matching between the bag-of-words representation of image captions and the CNN features of images (which is denoted as BoW+CNN); 2) the cosine distance matching between the Deep Visual-Semantic Embedding (DeViSE) [23] of image captions and the CNN features of images (which is denoted as DeVISE+CNN); 3) the Collective Semantic Metric Learning Framework (CSMLF) [4]; and 4) the Neural Image Caption (NIC) [6]. RS image captioning accuracies of the BoW+CNN, DeVISE+CNN and CSMLF on each dataset were obtained in [4] by utilizing the ResNet model at the depth of 50 (ResNet50) as the feature extractor for RS images. Since the results were obtained by using the same sets with our approach, we did not repeat the corresponding experiments. For the NIC, which is one of the widely used state-of-the-art RS image captioning approaches, we applied the same CNN and caption generation procedure as the first step of our approach for each experiment to fairly compare it with the proposed SD-RSIC approach.

Results of each experiment are provided in terms of four performance evaluation metrics: 1) the Bilingual Evaluation Understudy (BLEU) [24], 2) the Meteor Universal (METEOR) [25], 3) the Longest Common Subsequence-Based F-Measure of Recall-Oriented Understudy for Gisting Evaluation (ROUGE-L) [26] and 4) the Consensus-Based Image Description Evaluation (CIDEr) [27].

BLEU is not only the oldest but also the most well-known metric used for sentence similarity measurement. It measures the closeness of machine translation with one or more reference human translation according to numerical metrics that is proposed in [24]. It compares n -grams of machine generated captions with the n -grams of ground-truth captions and then counts the number of matches. Thus, the score is better if the machine translation is closer to the human translation. It is calculated by finding geometric mean of n -gram precision scores as follows:

$$\text{BLEU-}n = \text{BP} \times e^{(\sum_{n=1}^N w_n^B \log P_n^B)} \quad (6)$$

where P_n^B and w_n^B are the precision and weights of n -grams. It further applies brevity penalty BP for short sentences as follows:

$$\text{BP} = \begin{cases} 1 & \text{if } l_c > l_r \\ e^{(1-l_r/l_c)} & \text{if } l_c \leq l_r \end{cases} \quad (7)$$

where l_c and l_r are the lengths of candidate and ground-truth captions, respectively.

METEOR is based on word-to-word matching scores. For the multiple ground-truth captions, the score is calculated with respect to each caption and the best score is considered only. First an F -Score (F^M) is calculated based on the word-to-word matching precision (P^M) and recall (R^M) scores as follows:

$$F^M = \frac{10 \times P^M \times R^M}{R^M + 9 \times P^M}. \quad (8)$$

TABLE II
IMAGE CAPTIONING PERFORMANCE ON THE SYDNEY-CAPTIONS DATASET WHEN USING DIFFERENT CNN MODELS FOR THE PROPOSED SD-RSIC APPROACH

	BLEU-1	BLEU-2	BLEU-3	BLEU-4	METEOR	ROUGE-L	CIDEr
VGG16	72.4	62.1	53.2	45.1	34.2	63.6	139.5
VGG19	73.4	63.1	55.2	48.7	34.8	64.1	160.3
GoogleNet	71.5	60.5	51.1	42.2	33.3	62.8	130.6
InceptionV3	73.3	62.6	54.5	47.7	35.1	62.9	143.9
ResNet34	73.0	62.9	54.4	46.8	34.3	63.7	137.6
ResNet50	71.6	59.2	49.1	39.8	32.0	61.6	108.7
ResNet101	76.1	66.6	58.6	51.7	36.6	65.7	169.0
ResNet152	73.3	61.9	51.7	42.5	31.8	62.0	114.6
DenseNet121	73.6	63.4	55.2	47.8	34.9	63.8	138.9
DenseNet169	73.0	63.2	54.6	46.7	34.1	62.9	140.2
DenseNet201	71.8	61.6	53.2	45.3	33.3	62.4	137.8

Then, METEOR is calculated as follows:

$$\text{METEOR} = F^M \times \left(1 - \frac{0.5 \times |\text{Chunks}|}{|\text{Matched Words}|\right)} \quad (9)$$

where chunk is defined as a series of contiguous and identically ordered matches among candidate and ground-truth captions.

ROUGE-L considers the longest common sub-sequence (LCS) between a pair of candidate and ground-truth captions. It is a type of F -Score based on the precision (P^L) and recall (R^L) scores of LCS results as follows:

$$\begin{aligned} R^L &= \frac{|LCS|}{l_r} \\ P^L &= \frac{|LCS|}{l_c} \\ \text{ROUGE-L} &= \frac{(1 + \beta^2) \times R^L \times P^L}{R^L + \beta^2 \times P^L}. \end{aligned} \quad (10)$$

CIDEr considers a consensus of how often the n -grams in a candidate caption is present in ground-truth captions. It also considers the n -grams, which are not present in the ground-truth captions and should not be presented in the candidate caption [27]. To this end, it is calculated based on the Term Frequency Inverse Document Frequency (TF-IDF) weighting for each n -gram as follows:

$$\begin{aligned} \text{CIDEr}_n &= \frac{1}{m} \sum_j \frac{g^n(c_i^*) \cdot g^n(c_{i,j})}{\|g^n(c_i^*)\| \|g^n(c_{i,j})\|} \\ \text{CIDEr} &= \sum_{n=1}^N w_n^B \text{CIDEr}_n \end{aligned} \quad (11)$$

where c_i^* and $c_{i,j}$ are candidate and ground-truth captions, respectively and g_n is a function that provides the vector of all n -grams of length n .

IV. EXPERIMENTAL RESULTS

We carried out different kinds of experiments in order to: 1) perform a sensitivity analysis according to the selection of the CNN model used in the first step of our approach; and 2)

compare the effectiveness of the proposed SD-RSIC approach with the state-of-the-art image captioning approaches.

A. Sensitivity Analysis of the Proposed Approach

In this sub-section, we perform the sensitivity analysis of the proposed SD-RSIC approach under different CNN models (the VGG model at the depths of 16 and 19 layers [VGG16, VGG19], the GoogleNet model, the InceptionV3 model, the ResNet model at the depths of 34, 50, 101 and 152 layers [ResNet34, ResNet50, ResNet101, ResNet152] and the DenseNet model at the depths of 121, 169 and 201 layers [DenseNet121, DenseNet169, DenseNet201]) utilized in the first step.

Table II shows the results for the Sydney-Captions dataset. By assessing the table, one can observe that the ResNet model at the depth of 101 layers leads to the highest scores under all metrics compared to the other CNNs. As an example, the ResNet101 provides almost 5% higher BLEU-1, more than 6% higher BLEU-2, almost 8% higher BLEU-3, more than 9% higher BLEU-4 and almost 3% higher ROUGE-L scores compared to the GoogleNet model. In detail, most of the CNN models (except ResNet101) achieve similar scores on the Sydney-Captions dataset under all metrics regardless of their depth. As an example, the VGG model at the lowest depth in considered CNNs (VGG16) provides less than 1% higher BLEU-1 and almost same BLEU-4 scores compared to the DenseNet model at the highest depth among all CNNs (DenseNet201).

The image captioning results for the UCM-Captions dataset is given in Table III. By analyzing the table, one can see that the VGG model at the depth of 16 layers (VGG16) provides the highest scores under all metrics except CIDEr. As an example, the VGG16 provides more than 5% higher BLEU-1, more than 8% higher BLEU-4 and more than 7% higher ROUGE-L scores compared to the InceptionV3. However, only under CIDEr metric, the VGG16 leads to less than 2% lower score compared to the highest score obtained by the GoogleNet model. In detail, the InceptionV3 provides the lowest scores under all metrics. As an example, it provides

TABLE III
IMAGE CAPTIONING PERFORMANCE ON THE UCM-CAPTIONS DATASET WHEN USING DIFFERENT CNN MODELS FOR THE PROPOSED SD-RSIC APPROACH

	BLEU-1	BLEU-2	BLEU-3	BLEU-4	METEOR	ROUGE-L	CIDEr
VGG16	74.8	66.4	59.8	53.8	39.0	69.5	213.2
VGG19	73.4	65.2	58.3	52.2	37.0	67.9	208.0
GoogleNet	74.6	65.3	58.3	52.6	37.8	67.5	214.9
InceptionV3	69.4	59.1	51.6	45.6	33.4	62.2	173.4
ResNet34	73.3	63.6	56.0	49.6	36.2	66.2	197.1
ResNet50	74.3	65.4	58.2	51.5	35.8	66.7	205.7
ResNet101	72.2	63.3	56.1	49.9	36.3	66.7	199.8
ResNet152	71.4	62.5	55.3	49.2	36.3	65.8	197.8
DenseNet121	72.6	63.1	55.6	49.1	35.7	65.8	196.7
DenseNet169	74.7	65.3	58.1	51.8	37.5	68.1	202.8
DenseNet201	73.1	63.5	56.2	49.8	35.3	65.3	195.5

TABLE IV
IMAGE CAPTIONING PERFORMANCE ON THE RSCID DATASET WHEN USING DIFFERENT CNN MODELS FOR THE PROPOSED SD-RSIC APPROACH

	BLEU-1	BLEU-2	BLEU-3	BLEU-4	METEOR	ROUGE-L	CIDEr
VGG16	64.5	47.1	36.4	29.4	24.9	51.9	77.5
VGG19	64.8	47.3	36.5	29.3	25.1	51.8	76.5
GoogleNet	63.7	45.7	34.9	28.0	24.4	51.0	73.6
InceptionV3	62.8	45.0	34.3	27.3	23.8	50.7	71.8
ResNet34	63.5	46.0	35.2	28.2	24.2	51.1	73.8
ResNet50	64.9	47.2	36.5	29.5	24.9	52.0	77.3
ResNet101	63.1	45.8	35.4	28.7	24.1	51.2	75.4
ResNet152	64.4	47.4	36.9	30.0	24.9	52.3	79.4
DenseNet121	63.2	46.2	35.8	28.8	24.5	51.4	75.7
DenseNet169	64.3	46.5	35.7	28.5	24.4	51.2	75.9
DenseNet201	62.5	45.7	35.1	28.1	24.0	51.3	74.2

more than 5% lower BLEU-1 and almost 6 lower ROUGE-L scores compared to the DenseNet169. These results show that almost all CNN models (except the InceptionV3) achieve similar scores on the UCM-Captions dataset. This supports our conclusion on the Sydney-Captions dataset. In greater details, increasing the depths of the ResNet and DenseNet models up to some extent achieves slightly higher metric scores compared to those at the lowest depth. However, further increasing their depths do not provide the highest scores. As an example, the ResNet model at the depth of 152 leads to lowest score under most of the metrics compared to the other ResNet CNNs.

Table IV shows the results for the RSCID dataset. By analyzing the table, one can observe that the ResNet model at the depth of 152 layers provides the highest scores under most of the metrics compared to the other CNNs. As an example, the ResNet152 achieves more than 2% higher BLEU-3 and BLUE-4 scores and almost 8% higher CIDEr score compared to the InceptionV3. It also achieves almost the same BLEU-1 and METEOR scores with the VGG19 and the ResNet50, which provide the highest score in BLEU-1 and METEOR metrics, respectively. In detail, the VGG model (which has

the shallowest CNNs compared to the others) leads to higher scores under most of the metrics compared to the DenseNet model. As an example, the VGG model at the depth of 19 layers achieves more than 2% BLEU-1 and CIDEr scores compared to the DenseNet201, which has the highest depth in considered CNNs. These results show that accuracies obtained by most of the CNNs are, again, similar to each other.

The sensitivity analysis shows that utilizing different CNN models does not significantly affect the RS image captioning performance of our approach. However, the proper selection of a CNN model and its depth can improve the performance of the SD-RSIC. Accordingly, we utilized the ResNet101, VGG16 and ResNet152 for the rest of the experiments on Sydney-Captions, UCM-Captions and RSCID datasets, respectively.

B. Comparison of the Proposed Approach with the State-of-the-Art Approaches

In this sub-section, we assess the effectiveness of the proposed SD-RSIC approach compared to the state-of-the-art RS image captioning approaches, which are: the BoW+CNN, the DeViSE+CNN, the CCSMLF and the NIC.

TABLE V
RESULTS OBTAINED BY THE BoW+CNN, DeViSE+CNN, CCSMLF, NIC AND THE PROPOSED SD-RSIC ON THE SYDNEY-CAPTIONS DATASET

	BLEU-1	BLEU-2	BLEU-3	BLEU-4	METEOR	ROUGE-L	CIDEr
BoW+CNN [4]	62.3	47.9	39.0	32.9	24.5	51.7	128.3
DeViSE+CNN [4]	64.2	51.5	43.5	38.1	27.0	56.6	139.2
CSMLF [4]	44.4	33.7	28.2	24.1	15.8	40.2	93.8
NIC [6]	70.7	59.1	50.3	42.5	32.0	60.6	127.7
SD-RSIC	76.1	66.6	58.6	51.7	36.6	65.7	169.0

TABLE VI
RESULTS OBTAINED BY THE BoW+CNN, DeViSE+CNN, CCSMLF, NIC AND THE PROPOSED SD-RSIC ON THE UCM-CAPTIONS DATASET

	BLEU-1	BLEU-2	BLEU-3	BLEU-4	METEOR	ROUGE-L	CIDEr
BoW+CNN [4]	40.6	25.5	18.4	14.4	14.4	36.6	41.6
DeViSE+CNN [4]	37.0	17.4	9.8	6.0	9.8	29.7	9.7
CSMLF [4]	38.7	21.5	12.5	9.2	9.5	36.0	37.0
NIC [6]	72.6	64.1	57.5	51.7	37.4	67.3	200.6
SD-RSIC	74.8	66.4	59.8	53.8	39.0	69.5	213.2

TABLE VII
RESULTS OBTAINED BY THE BoW+CNN, DeViSE+CNN, CCSMLF, NIC AND THE PROPOSED SD-RSIC ON THE RSCID DATASET

	BLEU-1	BLEU-2	BLEU-3	BLEU-4	METEOR	ROUGE-L	CIDEr
BoW+CNN [4]	29.7	11.3	5.8	3.4	9.6	25.1	12.9
DeViSE+CNN [4]	30.7	11.4	5.6	3.1	9.7	25.6	12.4
CSMLF [4]	57.6	38.6	28.3	22.2	21.3	44.6	53.0
NIC [6]	62.9	46.0	35.8	29.1	24.3	51.5	76.0
SD-RSIC	64.4	47.4	36.9	30.0	24.9	52.3	79.4

Table V, VI and VII shows the corresponding image captioning performances on the Sydney-Captions, UCM-Captions and RSCID datasets, respectively. By analyzing the tables, one can observe that the proposed SD-RSIC approach leads to the highest scores under all metrics for all datasets. As an example, the SD-RSIC outperforms the CSMLF by almost 32% in BLEU-1 and more than 30% in BLEU-3 for the Sydney-Captions dataset, almost 45% in BLEU-2 and more than 44% in BLEU-4 for the UCM-Captions dataset, and almost 8% ROUGE-L and more than 26% in CIDEr for the RSCID dataset. Similar behaviors are also observed while comparing the BoW+CNN and DeViSE+CNN with our approach under different metrics. This shows that modeling image captions based on the joint characterization of language and RS image semantics significantly improves the RS image captioning performance compared to separately describing their semantics and applying matching. In addition, the proposed SD-RSIC approach outperforms the well-known automatic image captioning approach (the NIC) by almost 6% in BLEU-1, more than 9% in BLEU-4 and more than 5% in ROUGE-L for the Sydney-Captions dataset, more than 2% in BLEU-2 and BLEU-3 for the UCM-Captions dataset, and more than 3% in CIDEr and almost 2% in BLEU-1 for the RSCID dataset. This is due to the second and the third steps of the SD-RSIC that integrate the summarization of ground-truth image

captions into the widely used CNN and LSTM based encoder-decoder strategy. This shows that the SD-RSIC is capable of: i) eliminating the redundant information in the training set; ii) increasing the generalization capability of the whole neural network; and iii) improving the vocabulary of training sets compared to the existing approaches.

Fig. 4 shows an example of RSCID images with their ground-truth captions and the generated captions by the NIC and the SD-RSIC. By assessing the figure, one can observe that the SD-RSIC provides more accurate image captions to describe the complex semantic content of RS images in the grammatically correct form compared to the NIC. As an example, in the first image, the SD-RSIC is able to describe the green trees near to the bridge while this information is not captured by the NIC. In addition to the first image, the SD-RSIC is capable of describing the type of the residential area in the third image that is not characterized in the caption of the NIC. In greater details, for the first and last images, the SD-RSIC is capable of generating the single caption, which accurately describes most of the information associated with the semantic content of image in a grammatically correct form. However, the NIC provides the grammatically wrong sentences, wrong information in the captions and phrases instead of sentences for the same images. This shows that the SD-RSIC can accurately describe the complex semantic content

Images					
SD-RSIC	A bridge is on a river with some green trees in two sides.	Many cars are on a bridge over a river with many green trees in two sides of it.	Some buildings and many green trees in a medium residential area.	It is a piece of green meadow.	Many storage tanks are in a factory near a river.
NIC	A bridge is over a river in a bridge over it.	Many cars are on a bridge over a parking lots.	Many green trees and a swimming pool are in a resort.	It is a large piece of green mountain.	Many green trees and green and parking.
Ground-truth Captions	<ol style="list-style-type: none"> 1. On either side of the river there are many grey roofed houses. 2. On either side of the river there are many grey roofed houses. 3. On either side of the river there are many grey roofed houses. 4. There is a magnificent bridge over the river. 5. There is a magnificent bridge over the river. 	<ol style="list-style-type: none"> 1. There are many cars running on the road. 2. There are many cars running on the road. 3. There are many cars running on the road. 4. There are many tall trees planted on both sides of the river. 5. There are many tall trees planted on both sides of the river. 	<ol style="list-style-type: none"> 1. The residential with black villages is in the center of the forest. 2. The residential with black villages is in the center of the forest. 3. The residential with black villages is in the center of the forest. 4. This lush woods is surrounding the peaceful neighborhood with roads passes by. 5. Several buildings and many green trees are in a residential area. 	<ol style="list-style-type: none"> 1. A furcate road separates the grass green farmland. 2. A furcate road separates the grass green farmland. 3. The green farmland is divided by a furcate road. 4. It is a green farmland with several curved roads through it . 5. Many pieces of green farmlands are together. 	<ol style="list-style-type: none"> 1. There is a factory beside the river. 2. There is a factory beside the river. 3. There is a factory beside the river. 4. There are many storage tanks in the factory. 5. There are many storage tanks in the factory.

Fig. 4. Example of the RSCID images with their five ground-truth captions and the generated captions by the NIC and the SD-RSIC.

of RS images with a single grammatically correct caption. We observed the similar behaviours for the other approaches and datasets. Thus, qualitative results further confirm that the proposed SD-RSIC approach achieves promising RS image captioning performance.

V. CONCLUSION

In this paper, we have introduced a novel Summarization Driven Remote Sensing Image Captioning (SD-RSIC) approach. The proposed SD-RSIC approach consists of three main steps. The first step generates the standard RS image captions by jointly exploiting CNNs and LSTMs. The second step summarizes all ground-truth captions into a single caption by using a sequential-to-sequential deep learning model. Third step automatically computes the adaptive weights for combining the standard captions with summarized captions, relying on the semantic content of RS images based on their image level features. Experimental results obtained on the existing RS image captioning datasets show the effectiveness of the proposed SD-RSIC approach over the state-of-the-art approaches. The main reasons for the success of our proposed SD-RSIC approach are summarized as follows:

- 1) Due to the summarization of ground-truth captions in the second step, the SD-RSIC eliminates the redundant information (occured because of the repetitive as well as highly similar captions) present in the RS image captioning datasets.

- 2) Due to the use of the summarization model, which is trained on large text corpora in the second step, the SD-RSIC significantly enriches the image captioning vocabulary in terms of the number and variety of words, resulting in more accurate image captions for complex scenarios.
- 3) Due to the adaptive weights among the standard and summarized captions provided in the third step, which allows effective integration of the condensed (summarized) information of ground-truth captions with standard captions, the SD-RSIC reduces the risk of over-fitting during training and increases the generalization capability of the proposed DNN.

It is worth noting that an attention strategy that finds the most informative regions of RS images in terms of both the generation of standard captions and the integration of summarized captions can further improve the performance of the proposed approach. To this end, any attention strategy presented in the literature can be directly integrated within the proposed approach. We would like to point out that the existing image captioning metrics evaluate the accuracy of the automatically generated image captions by computing the word similarities of these captions with those of the ground truth captions (generated by human experts). These metrics do not compare the actual meaning of the generated and ground truth captions. As a future development of this work we plan to study on defining a new image captioning metric that can

intrinsically address this issue.

REFERENCES

- [1] B. Qu, X. Li, D. Tao, and X. Lu, "Deep semantic understanding of high resolution remote sensing image," in *Proc. Intl. Conf. Comput. Inf. Telecommunication Syst.*, Jul. 2016, pp. 1–5.
- [2] Z. Shi and Z. Zou, "Can a machine generate humanlike language descriptions for a remote sensing image?" *IEEE Trans. Geosci. Remote Sens.*, vol. 55, no. 6, pp. 3623–3634, Jun. 2017.
- [3] X. Lu, B. Wang, X. Zheng, and X. Li, "Exploring models and data for remote sensing image caption generation," *IEEE Trans. Geosci. Remote Sens.*, vol. 56, no. 4, pp. 2183–2195, Dec. 2017.
- [4] B. Wang, X. Lu, X. Zheng, and X. Li, "Semantic descriptions of high-resolution remote sensing images," *IEEE Geosci. Remote Sens. Lett.*, vol. 16, no. 8, pp. 1–5, Aug. 2019.
- [5] X. Zhang, X. Wang, X. Tang, H. Zhou, and C. Li, "Description generation for remote sensing images using attribute attention mechanism," *Remote Sens.*, vol. 11, no. 6, Mar. 2019.
- [6] O. Vinyals, A. Toshev, S. Bengio, and D. Erhan, "Show and tell: A neural image caption generator," in *Proc. IEEE Conf. Comput. Vis. Pattern Recog.*, June 2015, pp. 3156–3164.
- [7] K. Xu, J. L. Ba, R. Kiros, K. Cho, A. Courville, R. Salakhutdinov, R. S. Zemel, and Y. Bengio, "Show, attend and tell: Neural image caption generation with visual attention," in *Proc. Intl. Conf. Mach. Learn.*, Jul. 2015, pp. 2048–2057.
- [8] N. Yu, X. Hu, B. Song, J. Yang, and J. Zhang, "Topic-oriented image captioning based on order-embedding," *IEEE Trans. Image Process.*, vol. 28, no. 6, pp. 2743–2754, Jun. 2019.
- [9] M. Z. Hossain, F. Sohel, M. F. Shiratuddin, and H. Laga, "A comprehensive survey of deep learning for image captioning," *ACM Comput. Surv.*, vol. 51, no. 6, pp. 118:1–118:36, Feb. 2019.
- [10] S. Hochreiter and J. Schmidhuber, "Long short-term memory," *Neural Comput.*, vol. 9, no. 8, pp. 1735–1780, Nov. 1997.
- [11] F. A. Gers, J. Schmidhuber, and F. Cummins, "Learning to forget: Continual prediction with LSTM," *Neural Comput.*, vol. 12, no. 10, pp. 2451–2471, Oct. 2000.
- [12] A. See, P. Liu, and C. Manning, "Get to the point: Summarization with pointer-generator networks," in *Proc. Annu. Meet. Assoc. Comput. Linguistics*, 2017.
- [13] D. Graff, J. Kong, K. Chen, and K. Maeda, *English gigaword*. Linguistic Data Consortium, Philadelphia, 2003.
- [14] C. Napoles, M. Gormley, and B. Van Durme, "Annotated gigaword," in *Proc. Joint Workshop Automatic Knowledge Base Construction and Web-scale Knowledge Extraction*, Jun. 2012, pp. 95–100.
- [15] F. Zhang, B. Du, and L. Zhang, "Saliency-guided unsupervised feature learning for scene classification," *IEEE Trans. Geosci. Remote Sens.*, vol. 53, no. 4, pp. 2175–2184, Apr. 2015.
- [16] Y. Yang and S. Newsam, "Bag-of-visual-words and spatial extensions for land-use classification," in *Proc. Intl. Conf. Adv. Geogr. Inf. Syst.*, Nov. 2010, pp. 270–279.
- [17] A. M. Rush, S. Chopra, and J. Weston, "A neural attention model for abstractive sentence summarization," in *Proc. Conf. Empirical Methods Natural Lang. Process.*, Sep. 2015, pp. 379–389.
- [18] K. Simonyan and A. Zisserman, "Very deep convolutional networks for large-scale image recognition," in *Proc. Intl. Conf. Learn. Represent.*, May 2015.
- [19] C. Szegedy, Wei Liu, Yangqing Jia, P. Sermanet, S. Reed, D. Anguelov, D. Erhan, V. Vanhoucke, and A. Rabinovich, "Going deeper with convolutions," in *Proc. IEEE Conf. Comput. Vis. Pattern Recog.*, Jun. 2015, pp. 1–9.
- [20] C. Szegedy, V. Vanhoucke, S. Ioffe, J. Shlens, and Z. Wojna, "Rethinking the inception architecture for computer vision," in *Proc. IEEE Conf. Comput. Vis. Pattern Recog.*, Jun. 2016, pp. 2818–2826.
- [21] K. He, X. Zhang, S. Ren, and J. Sun, "Deep residual learning for image recognition," in *Proc. IEEE Conf. Comput. Vis. Pattern Recog.*, Jun. 2016, pp. 770–778.
- [22] G. Huang, Z. Liu, L. v. d. Maaten, and K. Q. Weinberger, "Densely connected convolutional networks," in *Proc. IEEE Conf. Comput. Vis. Pattern Recog.*, Jul. 2017, pp. 2261–2269.
- [23] A. Frome, G. S. Corrado, J. Shlens, S. Bengio, J. Dean, M. Ranzato, and T. Mikolov, "DeViSE: A deep visual-semantic embedding model," in *NIPS*, Dec. 2013.
- [24] K. Papineni, S. Roukos, T. Ward, and W.-J. Zhu, "BLEU: A method for automatic evaluation of machine translation," in *Proc. Annu. Meet. Assoc. Comput. Linguistics*, Jul. 2002, pp. 311–318.
- [25] M. Denkowski and A. Lavie, "Meteor universal: Language specific translation evaluation for any target language," in *Proc. Workshop Statistical Mach. Translation*, Jun. 2014, pp. 376–380.
- [26] C.-Y. Lin, "ROUGE: A package for automatic evaluation of summaries," in *Workshop on Text Summarization Branches Out: Proc. Annu. Meet. Assoc. Comput. Linguistics*, Jul. 2004, pp. 74–81.
- [27] R. Vedantam, C. L. Zitnick, and D. Parikh, "CIDEr: Consensus-based image description evaluation," in *Proc. IEEE Conf. Comput. Vis. Pattern Recog.*, Jun. 2015.