

Weighting Adversarial Neural Network for Domain Adaptation in Regression

Antoine de Mathelin^{1,2}, Guillaume Richard^{2,3}, Francois Deheeger¹, Mathilde Mougeot², and Nicolas Vayatis²

¹ Manufacture Française des Pneumatiques Michelin, Clermont-Ferrand, France
{antoine.de-mathelin-de-papigny, francois.deheeger}@michelin.com

² EDF R&D, Palaiseau, France

³ Université Paris-Saclay, CNRS, ENS Paris-Saclay, Centre Borelli, Gif-sur-Yvette, France {mathilde.mougeot, nicolas.vayatis}@ens-paris-saclay.fr

Abstract. We present a novel instance-based approach to handle regression tasks in the context of supervised domain adaptation. The approach developed in this paper relies on the assumption that the task on the target domain can be efficiently learned by adequately reweighting the source instances during training phase. We introduce a novel formulation of the optimization objective for domain adaptation which relies on a discrepancy distance characterizing the difference between domains according to a specific task and a class of hypotheses. To solve this problem, we develop an adversarial network algorithm which learns both the source weighting scheme and the task in one feed-forward gradient descent. We provide numerical evidence of the relevance of the method on public datasets for domain adaptation through reproducible experiments accessible via an online demo interface at: <https://antoinedemathelin.github.io/demo/>.

1 Introduction

Many applications require to learn a regression task, for instance, estimation of manufactured products performance, forecasting of supply and demand or prediction of the time spent by a patient in a hospital. In most of these applications, we observe groups of products or patients defining several domains characterized by different distributions. Acquiring a sufficient amount of labeled data to provide a model performing well on all of these domains is known to be difficult and expensive. In practical cases, only a few labeled data are available for the *target* domain of interest whereas a large amount of labeled data are available from other *source* domains. One then seeks to leverage information from the different source domains to learn efficiently the task on the target one through supervised training considering only a small sample of labeled target data. This problem is referred as *supervised domain adaptation* [22].

Most previous works on domain adaptation have focused on unsupervised scenario where no target labels are available ([7], [11], [9]). Unlabeled target data are then used to correct the difference between source and target input distributions by either creating a new feature space (feature-based methods [11],

[28], [37]) or reweighting the training instance losses (instance-based methods [15], [30], [7]). In the unsupervised setting, a commonly made assumption is the *covariate shift* [30] which states that the source and target input distributions differ but share the same labeling function. An even stronger assumption is assumed for feature-based methods that states that the covariate shift assumption holds after one proposed feature transformation (as optimal transport [9] or encoding network [11]). However we observe that this assumption may not hold for regression tasks (cf Section 2.5) and, in this case, using a feature-based approach could even cause negative transfer (cf Section 4).

More promising approaches for domain adaptation with a regression task are instance-based methods which consist generally in reweighting the loss of source instances in order to minimize a distance between the source and target distributions, such as the KL-divergence [30], [12], the MMD [15], [31], or the discrepancy [19], [21], [7]. Most instance-based methods rely on positive semi-definite kernels and their weighting strategy consists in solving a quadratic problem [7], [8], [15], [31]. Thus, these methods present a computational burden when the number of data is important. On the contrary, a popular method used for feature-based domain adaptation is the adversarial neural networks ([11], [32]; [28]; [37]). This method provides an efficient way to compute, for large data set, a distance between distributions.

In this paper we take advantage of the computational efficiency of adversarial methods to propose a supervised instance-based algorithm suited for regression called the Weighting Adversarial Neural Network (WANN). Our algorithm relies on the minimization of the \mathcal{Y} -discrepancy to learn the optimal source weights through a weighting network. This metric, defined as the maximal difference between the source and target risk over a set of hypotheses, is particularly well suited for supervised domain adaptation in regression and presents tighter theoretical bounds of the target risk than the discrepancy [20]. The proposed weighting approach outperforms, on several regression experiments, feature-based domain adaptation methods. We also compare the performances of WANN and other instance-based approaches and show that WANN provides leading results in addition to its better scalability.

2 Weighting Adversarial Neural Network

2.1 Learning scenario

Let \mathcal{X} and $\mathcal{Y} \subset \mathbb{R}$ denote the respective input and output spaces. A domain is defined as a pair, composed of a distribution over \mathcal{X} and a labeling function mapping from \mathcal{X} to \mathcal{Y} . The source and target domains are respectively written (Q, f_Q) and (P, f_P) with Q, P the source and target distributions over \mathcal{X} and $f_Q, f_P : \mathcal{X} \rightarrow \mathcal{Y}$ their respective labeling functions.

We consider the supervised domain adaptation scenario, where the learner has access to a labeled source sample of size m , $\mathcal{S} = \{(x_1, y_1), \dots, (x_m, y_m)\} \in (\mathcal{X} \times \mathcal{Y})^m$ where $\mathcal{S}_{\mathcal{X}} = \{x_1, \dots, x_m\}$ is supposed to be drawn iid according to

distribution Q and $y_i = f_Q(x_i)$ for all $i \in [1, m]$; and to a labeled target sample of size n , $\mathcal{T} = \{(x'_1, y'_1), \dots, (x'_n, y'_n)\} \in (\mathcal{X} \times \mathcal{Y})^n$ where $\mathcal{T}_{\mathcal{X}} = \{x'_1, \dots, x'_n\}$ is assumed drawn iid according to P and $y'_i = f_P(x'_i)$ for all $i \in [1, n]$. We denote by \widehat{Q} and \widehat{P} the empirical distributions of the respective samples $\mathcal{S}_{\mathcal{X}}$ and $\mathcal{T}_{\mathcal{X}}$. In the supervised domain adaptation setting, n is typically smaller than m ($n \ll m$). We highlight that, in the contrary of most domain adaptation framework, we do not introduce an unlabeled target sample as the proposed method does not require unlabeled data.

We consider a loss function $L : \mathcal{Y} \times \mathcal{Y} \rightarrow \mathbb{R}_+$ and a hypothesis set \mathcal{H} of functions mapping from \mathcal{X} to \mathcal{Y} . We denote by $\mathcal{L}_D(h, h') = \mathbb{E}_{x \sim D}[L(h(x), h'(x))]$ the average loss (or risk) for any distribution D over \mathcal{X} between two functions h, h' . As we consider the instance-based setup where the source losses can be reweighted, we extend the definition of the average loss to functions with a fixed support: $\mathcal{L}_q(h, h') = \sum_{x \in \mathcal{X}} q(x)L(h(x), h'(x))$ with $q \in \mathcal{F}$ and \mathcal{F} a functional space of functions mapping from $\mathcal{X} \rightarrow \mathbb{R}_+$.

The learning problem consists in finding a hypothesis h over \mathcal{H} with a small target risk $\mathcal{L}_P(h, f_P)$.

2.2 \mathcal{Y} -discrepancy

The \mathcal{Y} -discrepancy, first introduced in [21], is defined as the maximal difference between source and target risk over a set of hypotheses. We recall below its definition for any weighting function $q \in \mathcal{F}$:

Definition 1. *Let (Q, f_Q) and (P, f_P) be respectively the source and target domains and $q \in \mathcal{F}$ a weighting function. We define the \mathcal{Y} -discrepancy between P and q as:*

$$\mathcal{Y}\text{-disc}_{\mathcal{H}}(P, q) = \max_{h' \in \mathcal{H}} (\mathcal{L}_P(h', f_P) - \mathcal{L}_q(h', f_Q)) \quad (1)$$

At the difference of [21], [20], [8] we do not include absolute values in the definition of the \mathcal{Y} -discrepancy as they are not necessary to obtain the generalization bounds of the target risk derived in [20]. Besides, by doing so, the metric is now simpler to include in a differentiable objective function. We can easily observe that for any $h \in \mathcal{H}$ and any $q \in \mathcal{F}$ we have:

$$\mathcal{L}_P(h, f_P) \leq \mathcal{L}_q(h, f_Q) + \mathcal{Y}\text{-disc}_{\mathcal{H}}(P, q) \quad (2)$$

2.3 Optimization formulation

From the inequality (2) one can induce that seeking a reweighting function $q \in \mathcal{F}$ and a hypothesis $h \in \mathcal{H}$ minimizing $\mathcal{L}_q(h, f_Q) + \mathcal{Y}\text{-disc}_{\mathcal{H}}(P, q)$ helps to learn an efficient hypothesis on the target domain. However computing the weighting function minimizing the \mathcal{Y} -discrepancy is not an easy task as it involves solving a min-max optimization problem. We propose here to use adversarial training to approximate the \mathcal{Y} -discrepancy with an hypothesis $h' \in \mathcal{H}$ trained with an

opposite objective function as q . The proposed optimization formulation of our instance-based domain adaptation method is then written:

$$\max_{h' \in \mathcal{H}} \mathcal{L}_{\hat{P}}(h', f_P) - \mathcal{L}_q(h', f_Q) \quad (3)$$

$$\min_{q \in \mathcal{F}} \mathcal{L}_q(h, f_Q) - \mathcal{L}_q(h', f_Q) \quad (4)$$

$$\min_{h \in \mathcal{H}} \mathcal{L}_q(h, f_Q) + \mathcal{L}_{\hat{P}}(h, f_P) \quad (5)$$

Notice that Eq. (3), (4) and (5) are coupled as h' and h depend on q and inversely. h' and q have adversarial objectives and are trained through adversarial training. Notice also that h objective includes the empirical target risk $\mathcal{L}_{\hat{P}}(h, f_P)$ although it is not suggested by the upper bound of Eq. (2). We observe however in practical experiments, that adding this term improves the results of the method. It is explained by the fact that the target risk of h is also bounded by its empirical risk plus a Rademacher average and a term decreasing with the sample size [20].

Almost any choice of functional spaces \mathcal{H} and \mathcal{F} can be made. In this work, we choose to use neural networks with clipping weights regularization for the hypotheses from \mathcal{H} but also for the weighting functions from \mathcal{F} . The motivations for this choice are discussed in Section 2.5.

As in practice, Q and P are unknown, we work with their empirical distributions. We assume in this work that the learner is able to estimate the \mathcal{Y} -discrepancy using the small target labeled sample \mathcal{T} . This assumption is discussed in Section 3.4.

A qualitative understanding of the above optimization formulation could be the following: by maximizing its target risk h' accepts higher errors on source data "close" from the target domain. Thus higher weights are given by the weighting function q to these source data in order to minimize $-\mathcal{L}_q(h', f_Q)$.

2.4 Weighting Adversarial Neural Network Algorithm

The optimization formulation of the previous Section let us derive the Weighting Adversarial Neural Network algorithm (cf Algorithm 1). WANN involves three networks: $h, h' \in \mathcal{H}$ and $q \in \mathcal{F}$ the weighting network. These three networks are trained with stochastic gradient descent with mini-batch using as loss for h, h' and q the respective objective of Eq. (5), (3) and (4). The loss function L is the mean squared error. A "weight clipping" regularization is applied to each network, we choose the projecting version where all layer weights are projected at each gradient step on the Euclidean ball of radius C_h, C_q . A ReLU activation is placed at the end of the weighting network q in order to return positive weights.

2.5 Why using a weighting network?

Most domain adaptation methods focus on the feature-based framework, where the goal is to learn a transformation of the feature space ϕ correcting the domain

Algorithm 1 WANN algorithm

```

1: Input:
   -  $\mathcal{S}, \mathcal{T}$ 
   -  $D_h, D_q$  dimensions of neural networks
   -  $E$  number of epochs,  $B$  batch size,  $\mu$  learning rate,  $C_h, C_q$  projecting constants
2: Output: Neural networks  $h, h'$  and  $q$ 
3: Initialization
4:  $\beta_h \leftarrow$  random weights  $\in \mathbb{R}^{D_h}$ 
5:  $\beta_{h'} \leftarrow$  random weights  $\in \mathbb{R}^{D_h}$ 
6:  $\beta_q \leftarrow$  random weights  $\in \mathbb{R}^{D_q}$ 
7: Reshape:  $\mathcal{T} \leftarrow \mathcal{T} \times \lfloor m/n \rfloor$ 
8: for  $e$  from 1 to  $E$  do
9:   Split  $\mathcal{S}, \mathcal{T}$  in  $\{\mathcal{S}_k, \mathcal{T}_k\}_{k < \lfloor m/B \rfloor}$  batches
10: for  $k$  from 1 to  $\lfloor m/B \rfloor$  do
11:   Forward propagation
12:    $\Delta S \leftarrow \sum_{\mathcal{S}_k} q(x_i)(h(x_i) - y_i)^2$ 
13:    $\Delta T \leftarrow \sum_{\mathcal{T}_k} (h(x'_j) - y'_j)^2$ 
14:    $\Delta S' \leftarrow \sum_{\mathcal{S}_k} q(x_i)(h'(x_i) - y_i)^2$ 
15:    $\Delta T' \leftarrow \sum_{\mathcal{T}_k} (h'(x'_j) - y'_j)^2$ 
16:   Back propagation
17:    $\beta_{h'} \leftarrow P_{C_h} \left( \beta_{h'} + \mu \frac{\partial(\Delta T' - \Delta S')}{\partial \beta_{h'}} \right)$ 
18:    $\beta_q \leftarrow P_{C_q} \left( \beta_q - \mu \frac{\partial(\Delta S - \Delta S')}{\partial \beta_q} \right)$ 
19:    $\beta_h \leftarrow P_{C_h} \left( \beta_h - \mu \frac{\partial(\Delta T + \Delta S)}{\partial \beta_h} \right)$ 
20: end for
end for

```

Note: In this pseudo-code, $\beta_h, \beta_{h'}, \beta_q$ refer respectively to the weights of the networks h, h', q . P_C refers to the projection of the weights of each layer of a neural network on the ball of radius C .

shift between Q and P . The assumption commonly made in this framework is that the labeling functions of the two domains are matching after the transformation, i.e. $f_P(x) = f_Q(\phi(x)) \forall x \in \mathcal{X}$ in the asymmetric setting [9], [32], or $f_P(\phi(x)) = f_Q(\phi(x)) \forall x \in \mathcal{X}$ in the symmetric one [11], [29]. This assumption is usually motivated by the existence of domain-invariant features [11] or by a change in the acquisition conditions between the two domains [9] (noise, sensor drift...). This assumption may not hold for domain adaptation with a regression task. Even if such a transformation ϕ exists, there is no guarantee that, for instance, optimal transport [9] or encoding networks trained to minimized the \mathcal{H} -divergence [11] may exhibit such transformation.

In an industrial design scenario for instance, the learner aims at building an accurate predictive model for new products based on an historical labeled data set from previous products. In this kind of regression problems, the shift between the input distribution P and Q is likely to be informative and looking for a perfect matching of the two distributions has no sense. For a better understanding of this problem, we propose the following illustrative example: considering Q as a uniform distribution between $[0, 2]$, i.e $Q = \mathcal{U}[0, 2]$ and $P = \mathcal{U}[1, 3]$ and $f_Q = f_P = \text{Id}$, in this case, matching Q and P with optimal transport or with domain adversarial neural networks, will lead to negative transfer as it is observed in Fig 1.

Considering this issue, instance-based or weighting domain adaptation approaches may bring better solutions for domain adaptation with a regression task. In our method, we propose to obtain the weight of each source instance through a neural network regularized with weights clipping. Using a regular-

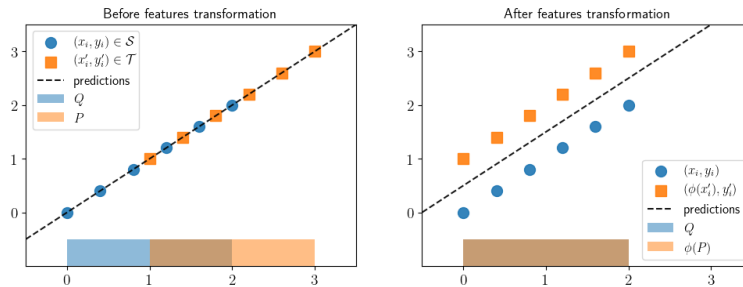


Fig. 1. Negative transfer caused by feature-based methods. Matching Q and P is detrimental here, as the shift between the two distributions is informative with respect to the task.

ized neural network as weighting function provides a continuous weighting map from \mathcal{X} to \mathbb{R}_+ . Two close source points from $\mathcal{S}_{\mathcal{X}}$ tend to have similar weights. The WANN methods avoids then degenerate weighting scheme where all source weights become null except a few ones.

A ReLU activation is placed at the end of the weighting network q in order to return positive weights. Notice that no further constraint is imposed on the weighting scheme apart from being produced by a regularized neural network. In particular the sum of source weights $\sum_{x \in \mathcal{S}_{\mathcal{X}}} q(x)$ is not constraint to 1. This is motivated by the fact that the optimal importance proportion between source and target risk is unknown a priori. Notice however that the source weights can not increase to infinity because of the balance between the two terms $\mathcal{L}_q(h, f_Q)$ and $\mathcal{L}_q(h', f_Q)$. In fact, when source and target domains are close, $\mathcal{L}_q(h', f_Q)$ dominates $\mathcal{L}_q(h, f_Q)$ as h' is trained to maximize its target risk whereas h is trained to minimize it. The sum of source weights is then mainly constrained by the clipping parameter of the neural network. This clipping parameter can be set through cross-validation on the few labeled target data.

3 Related work and Discussion

3.1 Adversarial domain adaptation

Adversarial training of neural networks have been first used for domain adaptation with DANN [11]. This method focus on finding a new representation of the input features where source and target instances cannot be distinguished by any discriminative hypothesis. This process aims at minimizing the \mathcal{H} -divergence [2]. Since this seminal work, many domain adaptation methods based on adversarial networks have been proposed ([32], [18]). Some of them have been used for regression tasks ([1], [38]). However a recent work highlights that \mathcal{H} -divergence is not a proper metric for domain adaptation with a regression task [25]. The authors consider then the h -discrepancy derived from the Mansour's discrepancy

[19], highlighting the advantage of using discrepancy to handle regression task over the \mathcal{H} -divergence. In fact, many adversarial domain adaptation consider other distances between distributions than the \mathcal{H} -divergence as for instance the Wasserstein or the *maximum classifier discrepancy* ([29], [28], [37]). These works mainly focus, in their presented experiments, on classification task although the considered distances are in general task-agnostic.

The previously mentioned methods consider the unsupervised domain adaptation setting and use then unsupervised distances between distributions. Even though labeled target data can be added to the source data set as [11] suggests, some adversarial method focus specifically on the use of labeled samples from the target domain: ([22], [27]).

3.2 Adversarial domain adaptation under target shift

Previous works on adversarial domain adaptation mainly focus on feature-based approaches. However recent works introduce importance weighting in adversarial methods especially for partial domain adaptation (PDA) which considers the target shift issue. Target shift occurs when the output distribution differ between the source and target domain [34]. Some PDA methods propose to reweight the source instances during the training process to "discard" the ones unrelated to the target domain. For instance, ([6]; [17]) propose for classification task, to give an importance weight to each class in the source domain. Other approaches propose to weight specifically each source instance ([33]; [5]), the proposed weighting scheme is obtained by using the output of one domain classifier. Notice that these methods learn at the end a new representation of the input features with adversarial training.

A work closely related to ours [4] explicitly introduces a weighting network to reweight batches during a GAN training. However their framework, in line with cycle-GAN, differs from ours as they focus on the divergence given by a domain discriminator (\mathcal{H} -divergence) instead of the \mathcal{J} -discrepancy.

3.3 Instance-based domain adaptation and curriculum learning

Instance-based domain adaptation methods propose to correct the difference between source and target distributions by reweighting the source instances. Most of them propose explicitly to minimize a specific distance between distributions as for instance the KL divergence ([30], [12]), the MMD ([15], [31]) or the discrepancy and other related distances ([19], [7], [21], [8]). Other methods consider boosting iterations as [23] for instance. Most of these methods consider positive semi-definite kernels and propose to solve a quadratic problem ([7], [8], [15], [31]) which hardly scales to large samples.

A work on Bayesian instance-based transfer learning [26] highlights the links between instance-based domain adaptation and curriculum learning [3]. Indeed curriculum learning methods propose to reweight the training instances, some of these methods have also been used for domain adaptation ([36], [39]). However as mentioned in [26], curriculum learning aims at "ordering" the training data

whereas instance-based domain adaptation aims at "selecting" the best source sample for adaptation.

3.4 Discussion

Our work aims to address the issue of domain adaptation with a regression task. In this context, it should be highlighted that several difficulties have to be overcome as negative transfer with unsupervised feature-based methods and computational burden of instance-based approaches.

Based on our experience, the scenarii where a few labeled data are available are the most encountered in practice [8]. In these cases, supervised methods can greatly improve the performances of the domain adaptation [22]. These reasons motivate our choice to use a purely supervised metric between source and target distributions: the \mathcal{Y} -discrepancy. Discrepancy metrics are besides suited for regression task as they provide theoretical adaptation guarantees on the target risk for common regression losses (as the L_p losses) [19], [20], [8], [25].

The assumption that the learner is able to estimate the \mathcal{Y} -discrepancy using the small target labeled sample \mathcal{T} may be strong as the estimation of the target risk of h' provided by $\mathcal{L}_{\hat{P}}(h', f_P)$ is likely to be inaccurate. However empirical results obtained in Section 4 comfort the idea that this assumption is realistic. As the hypothesis h' tends to provide high risk on the target domain, the difference between $\mathcal{L}_{\hat{P}}(h', f_P)$ and $\mathcal{L}_P(h', f_P)$ tends to be small in front of $\mathcal{L}_P(h', f_P)$, i.e. there is $\epsilon \in \mathbb{R}$; $|\epsilon| \ll 1$ such that $\mathcal{L}_{\hat{P}}(h', f_P) = (1 + \epsilon)\mathcal{L}_P(h', f_P)$.

4 Experiments

In this section, we report the results of WANN algorithm compared to other domain adaptation methods on several domain adaptation problems with a regression task. The WANN algorithm is first compared to base-line feature-based adversarial methods then to other instance-based methods. Notice that the source code of the used methods and all the scripts to obtain the presented results are available on GitHub⁴ with an online demo. The presented results of this section are computed on a (1.8 GHz, 8 G RAM) computer.

We choose as feature-based competitors, several adversarial methods which can handle regression task. We do not consider for instance CDAN [18] or SSDA [27] as their framework is specific to multi-classification tasks. We select the most representative methods:

- **DANN** [11] is used here for regression tasks by considering the mean squared error as task loss instead of the binary cross-entropy proposed in the original algorithm. In the following DANN uses all labeled data to learn the task and all available training target data (including unlabeled ones) to train the domain classifier.

⁴ <https://github.com/antoinedemathelin/wann>

- **ADDA** [32] performs a DANN algorithm in two-stage: it first learns a source encoder and a hypothesis using labeled data and then learns the target encoder with adversarial training.
- **MCD** [28] learns a new feature representation by minimizing the absolute difference of predictions on the target domain between two hypotheses fitted on the source data.
- **MDD** [37] learns a new feature representation by minimizing the disparity discrepancy between the encoded source and target domains.

The selected instance-based competitors are the following:

- **Uniform Weighting** assigns a uniform weight to every instance.
- **Balanced-Weighting (BW)** assigns a weight of n/m to all source instances.
- **TrAdaBoostR2** [23] is based on a reverse-boosting principle where the weight of source instances poorly predicted are decreased at each boosting iteration. We choose the two-stage version of TrAdaBoostR2 with 10 first stage and 5 second stage iterations. A 5 fold cross-validation is performed at each first stage and the best hypothesis is returned.
- **Generalized Discrepancy Minimization (GDM)** [8] is an adaptation of the DM algorithm [7] to the supervised scenario. The GDM hyper-parameter λ is selected from the set $\{2^i, -10 \leq i \leq 10\}$ and the r and σ hyper-parameters from the set: $\{2^i, -5 \leq i \leq 5\}$, the selection is made with cross-validation on the few available labeled target data. We use the code of the authors ⁵.
- **Kullback-Leibler Importance Estimation Procedure (KLIEP)** [30] is a sample bias correction method minimizing the KL-divergence between a reweighted source and target distributions. We choose the KLIEP likelihood cross validation (LCV) version with selection of Gaussian kernel bandwidth in the set $\sigma = \{2^i, -5 \leq i \leq 5\}$.
- **Kernel Mean Matching (KMM)** [15] reweights source instances in order to minimize the MMD between domains. A Gaussian kernel is used with $\sigma \in \{2^i, -5 \leq i \leq 5\}$ selected with cross-validation on labeled target data. Parameters B and ϵ are set to 1000 and $\frac{\sqrt{m}}{\sqrt{m-1}}$.

To compare only the adaptation effect of each method, we use, for all of them, the same class of hypotheses \mathcal{H} to learn the task which is the class of fully-connected neural networks with ReLU activation functions and a static architecture. All networks from \mathcal{H} implement a projecting regularization of parameter C_h . Adam optimizer [16] is used in all experiments for the training of neural networks. For WANN algorithm, the two networks h, h' are chosen in the specified class \mathcal{H} . The weighting network q is taken in the functional space \mathcal{F} , if nothing is specified we choose $\mathcal{F} = \mathcal{H}$ with the same projecting parameter $C_q = C_h$. Notice however that we add a ReLU activation function at the end of q to ensure positive source weights. For feature-based methods, we split the networks $h \in \mathcal{H}$ into an encoder part ϕ and a task part g such that $h = g \circ \phi$. Thus the learning hypothesis for the task has the same complexity for each method.

⁵ <https://cims.nyu.edu/~munoz/>

4.1 Comparison with adversarial feature-based methods

WebCamT vehicle counting data set For the first experiment, we consider the WebCamT vehicle counting data set [35]. This data set is composed of images of city camera videos coming from several cameras distributed in different city locations. The data set is annotated, including for each image the box location of each vehicle and the total number of vehicles. We focus on predicting the number of vehicles. This task is useful, for instance, for understanding the traffic density or for detecting traffic jams. To demonstrate the effectiveness of WANN in this setting, we select images coming from 4 cameras: two located on a highway and the two others located at an intersection. The images from one of the intersection camera are selected as target data (~ 5000 data) and the images from the three other cameras as source data (~ 10000 data). We expect WANN to assign higher weights to the images from the intersection source camera than to the ones from the highway cameras. We use, as input features, the outputs from ResNet50 [14] to which we further apply a standard scaling using the source input data. We also rescale the counting number of vehicles using the source output labels. The neural networks from \mathcal{H} used to learn the task are described in the supplementary materials with the parameters chosen for each feature-based methods. We select the best trade-off parameter λ for DANN, MCD and MDD among several tested ones as we observe high sensitivity of these methods with respect to this parameter. We conducted the experiment 10 times and report the mean and standard deviation of MAEs for each method in Table 1. We use 50 randomly picked target data as labeled target data set. The other target instances are used as unlabeled target data by the feature-based methods and also used to compute the MAEs.

Table 1. MAE between the true vehicle count and the estimated count on the WebCamT data set. Experiments are conducted 10 times, the mean and the standard deviation of the 10 repetitions are reported below.

	Tgt O.	Src O.	Unif	BW	WANN	DANN	MCD	MDD	ADDA
Mean	2.63	4.60	2.87	2.59	2.53	3.19	2.59	2.62	15.42
Std	0.10	0.52	0.11	0.07	0.10	0.94	0.08	0.08	6.52

For this example, we observe that WANN provides the best performance, which underlines that an instance-based approach is more suited than feature-based ones for this kind of adaptation with a regression task. We observe also that none of the feature-based approaches provide a better performance than the one of the naive Balanced-Weighting strategy (BW). It is interesting to notice that WANN and BW provide the best performances although they do not use unlabeled target data and thus receive less information than the feature-based methods. This highlights the effectiveness of purely supervised instance-based methods for regression tasks. We also observe that DANN and ADDA cause

negative transfer as their performance are worse than the one of the Tgt-Only method which uses only the 50 labeled target data. However MCD and MDD perform slightly better. This can be explained by the fact that MCD and MDD use discrepancy metrics which are task agnostic whereas DANN and ADDA consider the \mathcal{H} -divergence which is theoretically only suited for classification tasks [25].

We finally provide in Figure 2 the distribution of source weights returned by the weighting network $q \in \mathcal{F}$ after convergence. We observe that the majority of source instances with high weight corresponds to the images from the intersection camera. This underlines that a weighting scheme minimizing the \mathcal{Y} -discrepancy gives more importance to source instances close to the target domain.

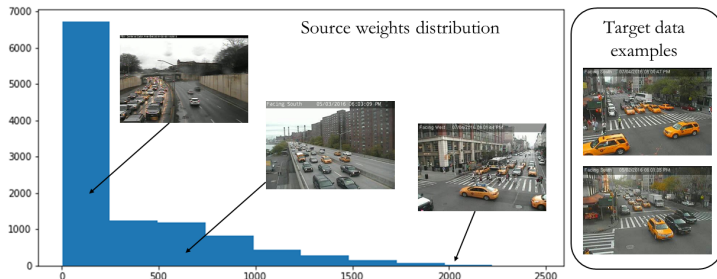


Fig. 2. Distribution of source weights returned by the weighting network of WANN in the WebCamT experiment.

Superconductivity data set. To further compare WANN with adversarial feature-based methods, we consider the UCI data set *Superconductivity* ([13], [10]). In this application, the goal is to predict the critical temperature of superconductors based on features extracted from their chemical formula. This is a common regression problem in industry, as industrials are particularly interested to model the relationship between a material and its properties.

We divide the data set in separate domains following the setup of [23]. We select an input feature with a moderate correlation factor with the output (~ 0.3). We then sort the set according to this feature and split it in four parts: low (l), middle-low (ml), middle-high (mh), high (h), each part defining a domain with around 5000 instances. The considered feature is then withdrawn from the data set. We conduct an experiment for each pair of domains which leads to 12 experiments. All sources and 10 target labeled instances are used in the training phase, the other target data are used to compute the results reported in Table 2. Notice that each experiment is repeated 10 times to obtain the standard deviation in brackets. The neural networks from \mathcal{H} used to learn

the task are described in the supplementary materials with the optimization parameters. A standard scaling preprocessing is performed with the training data on both input and output features. For WANN, the parameter C_q is selected between the four values $[0.1, 0.2, 0.5, 1]$ with cross-validation on the few labeled target data. For DANN, MCD and MDD, the parameter λ is selected between $[0.01, 0.02, 0.05, 0.1, 0.2, 0.5, 1]$ with cross-validation. The feature-based methods use both the unlabeled and the 10 labeled target data.

Table 2. Superconductivity experiments MSE ($\times 1000$). Avg Δ is the average difference of the method’s MSE with the best MSE over the 12 experiments. Avg Rank is the average rank of the method over the 12 experiments.

Expe.	l \rightarrow ml	l \rightarrow mh	l \rightarrow h	ml \rightarrow l	ml \rightarrow mh	ml \rightarrow h	mh \rightarrow l
ADDA	576 (137)	622 (183)	816 (186)	770 (278)	468 (88)	585 (125)	2062 (769)
DANN	462 (29)	520 (43)	775 (165)	487 (22)	334 (22)	460 (43)	1285 (69)
MCD	530 (148)	417 (45)	504 (122)	492 (27)	306 (23)	413 (29)	1190 (232)
MDD	589 (31)	759 (326)	628 (148)	631 (64)	312 (27)	435 (47)	1360 (156)
Tgt Only	432 (54)	412 (68)	385 (63)	726 (46)	488 (60)	527 (76)	875 (82)
Src Only	563 (35)	512 (50)	883 (176)	525 (34)	316 (23)	513 (55)	1996 (85)
Unif.	444 (28)	436 (35)	498 (56)	499 (12)	317 (19)	477 (63)	1167 (105)
BW	225 (8)	389 (32)	445 (43)	426 (11)	302 (22)	381 (32)	629 (13)
WANN	237 (15)	320 (20)	396 (55)	431 (6)	279 (13)	359 (20)	632 (36)
Expe.	mh \rightarrow ml	mh \rightarrow h	h \rightarrow l	h \rightarrow ml	h \rightarrow mh	Avg Δ	Avg Rank
ADDA	854 (275)	428 (93)	1423 (519)	609 (141)	513 (198)	412	8.17
DANN	514 (19)	348 (11)	1000 (76)	529 (49)	350 (14)	190	5.08
MCD	520 (43)	392 (40)	1190 (374)	749 (448)	442 (166)	197	5.25
MDD	550 (48)	337 (14)	1048 (206)	544 (81)	324 (17)	228	5.42
Tgt Only	669 (77)	599 (59)	982 (106)	725 (81)	602 (80)	220	6.00
Src Only	629 (29)	353 (14)	3092 (531)	1101 (209)	372 (16)	506	7.10
Unif.	566 (34)	344 (13)	740 (41)	493 (40)	345 (17)	128	4.25
BW	399 (15)	332 (7)	630 (23)	515 (16)	335 (14)	19	1.92
WANN	394 (13)	350 (23)	618 (24)	506 (16)	328 (22)	5	1.83

The results of Table 2 underline the ability of WANN to efficiently adapt between domains. In particular, we observe significant gains of performances when the source and target domains are less related, for instance when adapting from "low" to "middle-high" (l \rightarrow mh) or from "middle-low" to "high" (ml \rightarrow h). We also notice that, for several experiments, the BW presents the best performances. However in these cases, WANN MSEs are only slightly above the ones of BW whereas feature-based methods provide poor performances. The average delta between the method’s MSE and the best MSE and the average rank over the 12 experiments are instructive. We observe that WANN and BW outperform all others methods as the third best method (which is the naive uniform weighting method) presents an average delta of 128 against 19 and 5 for BW and WANN. Finally, as all methods use the same hypothesis to learn the task, we conclude that the instance-based approach of WANN explains its better performances over the baseline adversarial feature-based methods when considering domain adaptation with a regression task.

4.2 Comparison with instance-based methods

In order to compare our method against KMM, KLIEP and GDM, which hardly scale to data set of more than 1000 instances, we consider an experiment on a smaller data set extracted from *Kin-8xy* [24]. We choose the same experimental setup than GDM in [8] for the choice of training and testing data. Notice that the training set in all experiments is composed of the source and a few labeled target instances as well as unlabeled target instances. However, WANN and TrAdaBoostR2 do not use the unlabeled ones. It should also be underlined that KMM and KLIEP are two stage methods which first reweight the training instances and then learn the task hypothesis. Gaussian kernels are used only in the first stage. To learn the task, the same class of hypotheses \mathcal{H} is used for all methods. Exception is made for GDM algorithm which is a one stage algorithm implemented for hypotheses induced by PSD kernels.

Kin-8xy is a family of data sets synthetically generated from a realistic simulation of the forward kinematics of an 8 link all-revolute robot arm. The task consists in predicting the distance of the end-effector from a target. The task for each data set has a specific degree of noise (moderate "m" or high "h") and linearity (fairly-linear "f", non-linear "n"). We conduct one experiment on each of the 12 pairs of domains defined by these 4 data sets. We pick 200 source, 200 target unlabeled and 10 target labeled instances. 400 other target instances are used to compute the MSE scores reported in Figure 3. The architecture of the network and the optimization parameters are described in the supplementary materials. All experiments are run 10 times to compute standard deviations.

Table 3. Kin family experiments results. Mean Squared Error $\times 10000$ are reported. \mathcal{S} and \mathcal{T} give respectively the source and target domains considered in the experiment.

\mathcal{S}	\mathcal{T}	WANN	TrAdaBoost	BW	Unif.	KLIEP	KMM	GDM
fh	fm	7 (1)	10 (1)	12 (2)	11 (3)	10 (3)	13 (3)	15 (4)
	nh	558 (20)	853 (238)	552 (20)	562 (25)	563 (25)	1181 (188)	4661 (732)
	nm	661 (45)	690 (52)	555 (27)	591 (33)	591 (33)	947 (112)	17429 (146)
fm	fh	18 (1)	20 (2)	23 (1)	20 (2)	20 (2)	22 (2)	23 (3)
	nh	538 (20)	934 (318)	541 (15)	574 (34)	575 (36)	1028 (159)	4443 (1473)
	nm	625 (32)	645 (35)	534 (31)	557 (38)	557 (37)	698 (44)	3498 (64)
nh	fh	27 (4)	51 (7)	43 (4)	72 (32)	95 (28)	128 (54)	33 (2)
	fm	16 (2)	22 (4)	25 (5)	61 (35)	98 (24)	142 (28)	16 (2)
	nm	408 (20)	527 (43)	413 (7)	388 (12)	368 (10)	442 (15)	531 (116)
nm	fh	27 (4)	50 (5)	44 (4)	55 (16)	100 (31)	122 (41)	39 (2)
	fm	10 (1)	16 (5)	17 (3)	39 (17)	89 (20)	164 (25)	22 (2)
	nh	352 (13)	378 (31)	407 (10)	367 (9)	366 (9)	469 (9)	635 (120)

Table 3 presents the results of kin experiments. WANN provides the best MSE in a majority of experiments. As the only difference between WANN and the other domain adaptation methods (at the exception of GDM) is the weighting strategy, these results underline the efficiency of using a neural network with adversarial training to learn the source instances weights. Notice that WANN and

BW do not take advantage of unlabeled target data, however the two methods present the best score in almost all experiments. This consideration highlights the difficulty to make consistent unsupervised adaptation on a regression task.

5 Conclusion

This work presents a novel instance-based approach for regression tasks in the context of supervised domain adaptation. We show that the weights accorded to source instance losses during the training phase can be optimally adjusted with a neural network in order to learn efficiently the target task. We propose the WANN algorithm which minimizes, with adversarial techniques, an original objective function involving the \mathcal{Y} -discrepancy. WANN algorithm provides, on various experiments, results which outperform baselines for regression domain adaptation. We show that the feature-based assumption of covariate-shift after transformation may not hold in most of domain adaptation applications with a regression task. Our work also highlights the importance of labeled target data to obtain performing models in the context of domain adaptation in regression. Future work will focus on the ability of the weighting network to provide informativeness for active learning in domain adaptation to guide the query of new target labels.

References

1. Abdelwahab, M., Busso, C.: Domain adversarial for acoustic emotion recognition. *IEEE/ACM Transactions on Audio, Speech, and Language Processing* **26**(12), 2423–2435 (2018)
2. Ben-David, S., Blitzer, J., Crammer, K., Pereira, F.: Analysis of representations for domain adaptation. In: Schölkopf, B., Platt, J.C., Hoffman, T. (eds.) *Advances in Neural Information Processing Systems 19*, pp. 137–144. MIT Press (2007)
3. Bengio, Y., Louradour, J., Collobert, R., Weston, J.: Curriculum learning. In: *Proceedings of the 26th annual international conference on machine learning*. pp. 41–48 (2009)
4. Binkowski, M., Hjelm, D., Courville, A.: Batch weight for domain adaptation with mass shift. In: *Proceedings of the IEEE International Conference on Computer Vision*. pp. 1844–1853 (2019)
5. Cao, Z., You, K., Long, M., Wang, J., Yang, Q.: Learning to transfer examples for partial domain adaptation. In: *Proceedings of the IEEE Conference on Computer Vision and Pattern Recognition*. pp. 2985–2994 (2019)
6. Chen, Q., Liu, Y., Wang, Z., Wassell, I., Chetty, K.: Re-weighted adversarial adaptation network for unsupervised domain adaptation. In: *Proceedings of the IEEE Conference on Computer Vision and Pattern Recognition*. pp. 7976–7985 (2018)
7. Cortes, C., Mohri, M.: Domain adaptation and sample bias correction theory and algorithm for regression. *Theoretical Computer Science* **519** (2014)
8. Cortes, C., Mohri, M., Medina, A.M.n.: Adaptation based on generalized discrepancy. *J. Mach. Learn. Res.* **20**(1), 1–30 (Jan 2019)
9. Courty, N., Flamary, R., Tuia, D., Rakotomamonjy, A.: Optimal transport for domain adaptation. *IEEE transactions on pattern analysis and machine intelligence* **39**(9), 1853–1865 (2016)

10. Dua, D., Graff, C.: UCI machine learning repository (2017), <http://archive.ics.uci.edu/ml>
11. Ganin, Y., Ustinova, E., Ajakan, H., Germain, P., Larochelle, H., Laviolette, F., Marchand, M., Lempitsky, V.: Domain-adversarial training of neural networks. *J. Mach. Learn. Res.* **17**(1), 2096–2030 (Jan 2016)
12. Garcke, J., Vanck, T.: Importance weighted inductive transfer learning for regression. In: Calders, T., Esposito, F., Hüllermeier, E., Meo, R. (eds.) *Machine Learning and Knowledge Discovery in Databases*. pp. 466–481. Springer Berlin Heidelberg, Berlin, Heidelberg (2014)
13. Hamidieh, K.: A data-driven statistical model for predicting the critical temperature of a superconductor. *Computational Materials Science* **154**, 346–354 (2018), <https://archive.ics.uci.edu/ml/datasets/Superconductivity+Data#>
14. He, K., Zhang, X., Ren, S., Sun, J.: Deep residual learning for image recognition. In: *Proceedings of the IEEE conference on computer vision and pattern recognition*. pp. 770–778 (2016)
15. Huang, J., Gretton, A., Borgwardt, K., Schölkopf, B., Smola, A.J.: Correcting sample selection bias by unlabeled data. In: Schölkopf, B., Platt, J.C., Hoffman, T. (eds.) *Advances in Neural Information Processing Systems 19*, pp. 601–608. MIT Press (2007)
16. Kingma, D.P., Ba, J.: Adam: A method for stochastic optimization. In: Bengio, Y., LeCun, Y. (eds.) *3rd International Conference on Learning Representations, ICLR 2015, San Diego, CA, USA, May 7-9, 2015, Conference Track Proceedings (2015)*
17. Li, Y., Murias, M., Major, S., Dawson, G., Carlson, D.E.: On target shift in adversarial domain adaptation. arXiv preprint arXiv:1903.06336 (2019)
18. Long, M., CAO, Z., Wang, J., Jordan, M.I.: Conditional adversarial domain adaptation. In: Bengio, S., Wallach, H., Larochelle, H., Grauman, K., Cesa-Bianchi, N., Garnett, R. (eds.) *Advances in Neural Information Processing Systems 31*, pp. 1640–1650. Curran Associates, Inc. (2018)
19. Mansour, Y., Mohri, M., Rostamizadeh, A.: Domain adaptation: Learning bounds and algorithms. In: *COLT (2009)*
20. Medina, A.M.: *Learning Theory and Algorithms for Auctioning and Adaptation Problems*. Ph.D. thesis, PhD thesis, New York University (2015)
21. Mohri, M., Muñoz Medina, A.: New analysis and algorithm for learning with drifting distributions. In: Bshouty, N.H., Stoltz, G., Vayatis, N., Zeugmann, T. (eds.) *Algorithmic Learning Theory*. pp. 124–138. Springer Berlin Heidelberg, Berlin, Heidelberg (2012)
22. Motiiian, S., Jones, Q., Iranmanesh, S.M., Doretto, G.: Few-shot adversarial domain adaptation. In: *Proceedings of the 31st International Conference on Neural Information Processing Systems*. p. 6673–6683. NIPS’17, Curran Associates Inc., Red Hook, NY, USA (2017)
23. Pardoe, D., Stone, P.: Boosting for regression transfer. In: *Proceedings of the 27th International Conference on Machine Learning (ICML) (June 2010)*
24. Rasmussen, C.E., Neal, R.M., Hinton, G., van Camp, D., Ghahramani, M.R.Z., Kustra, R., Tibshirani, R.: The delve project. <http://www.cs.toronto.edu/~delve/data/datasets.html> (1996)
25. Richard, G., de Mathelin, A., Hébrail, G., Mougeot, M., Vayatis, N.: Unsupervised multi-source domain adaptation for regression. In: Hutter, F., Kersting, K., Lijffijt, J., Valera, I. (eds.) *Machine Learning and Knowledge Discovery in Databases - European Conference, ECML PKDD 2020, Ghent, Belgium, September 14-18, 2020, Proceedings, Part I. Lecture Notes in Computer Science, vol. 12457*, pp. 395–411. Springer (2020)

26. Ruder, S., Plank, B.: Learning to select data for transfer learning with bayesian optimization. In: Proceedings of the 2017 Conference on Empirical Methods in Natural Language Processing. pp. 372–382 (2017)
27. Saito, K., Kim, D., Sclaroff, S., Darrell, T., Saenko, K.: Semi-supervised domain adaptation via minimax entropy. In: 2019 IEEE/CVF International Conference on Computer Vision (ICCV). pp. 8049–8057 (2019)
28. Saito, K., Watanabe, K., Ushiku, Y., Harada, T.: Maximum classifier discrepancy for unsupervised domain adaptation. In: Proceedings of the IEEE Conference on Computer Vision and Pattern Recognition. pp. 3723–3732 (2018)
29. Shen, J., Qu, Y., Zhang, W., Yu, Y.: Wasserstein distance guided representation learning for domain adaptation. In: Proceedings of the AAAI Conference on Artificial Intelligence. vol. 32 (2018)
30. Sugiyama, M., Nakajima, S., Kashima, H., Büna, P.v., Kawanabe, M.: Direct importance estimation with model selection and its application to covariate shift adaptation. In: Proceedings of the 20th International Conference on Neural Information Processing Systems. p. 1433–1440. NIPS’07, Curran Associates Inc., Red Hook, NY, USA (2007)
31. Sun, Q., Chattopadhyay, R., Panchanathan, S., Ye, J.: A two-stage weighting framework for multi-source domain adaptation. In: Shawe-Taylor, J., Zemel, R.S., Bartlett, P.L., Pereira, F., Weinberger, K.Q. (eds.) Advances in Neural Information Processing Systems 24, pp. 505–513. Curran Associates, Inc. (2011)
32. Tzeng, E., Hoffman, J., Saenko, K., Darrell, T.: Adversarial discriminative domain adaptation. In: Proceedings of the IEEE Conference on Computer Vision and Pattern Recognition. pp. 7167–7176 (2017)
33. Zhang, J., Ding, Z., Li, W., Ogunbona, P.: Importance weighted adversarial nets for partial domain adaptation. In: Proceedings of the IEEE Conference on Computer Vision and Pattern Recognition. pp. 8156–8164 (2018)
34. Zhang, K., Schölkopf, B., Muandet, K., Wang, Z.: Domain adaptation under target and conditional shift. In: International Conference on Machine Learning. pp. 819–827 (2013)
35. Zhang, S., Wu, G., Costeira, J.P., Moura, J.M.: Understanding traffic density from large-scale web camera data. In: Proceedings of the IEEE Conference on Computer Vision and Pattern Recognition. pp. 5898–5907 (2017)
36. Zhang, Y., David, P., Gong, B.: Curriculum domain adaptation for semantic segmentation of urban scenes. In: Proceedings of the IEEE International Conference on Computer Vision. pp. 2020–2030 (2017)
37. Zhang, Y., Liu, T., Long, M., Jordan, M.: Bridging theory and algorithm for domain adaptation. In: Chaudhuri, K., Salakhutdinov, R. (eds.) Proceedings of the 36th International Conference on Machine Learning. Proceedings of Machine Learning Research, vol. 97, pp. 7404–7413. PMLR, Long Beach, California, USA (09–15 Jun 2019)
38. Zhao, H., Zhang, S., Wu, G., Moura, J.M.F., Costeira, J.P., Gordon, G.J.: Adversarial multiple source domain adaptation. In: Bengio, S., Wallach, H., Larochelle, H., Grauman, K., Cesa-Bianchi, N., Garnett, R. (eds.) Advances in Neural Information Processing Systems 31, pp. 8559–8570. Curran Associates, Inc. (2018)
39. Zou, Y., Yu, Z., Vijaya Kumar, B., Wang, J.: Unsupervised domain adaptation for semantic segmentation via class-balanced self-training. In: Proceedings of the European conference on computer vision (ECCV). pp. 289–305 (2018)

Appendix

A WebCamT experiment

Architecture of networks $h \in \mathcal{H}$ and $q \in \mathcal{F}$:

- *Fully-Connected*(units = 100, activation = ReLU),
- *Fully-Connected*(units = 100, activation = ReLU),
- *Fully-Connected*(units = 1, activation = linear)

Architecture of encoder ϕ :

- *Fully-Connected*(units = 100, activation = ReLU),
- *Fully-Connected*(units = 100, activation = ReLU)

Architecture of discriminator g :

- *Fully-Connected*(units = 1, activation = linear)

The Adam optimizer is used for all methods with a learning rate of 0.001, 100 epochs and a batch size of 1000. For ADDA, the learning rate is set to 0.00001 in the second phase (the training of the target encoder) as we observe diverging behaviour with higher learning rate.

The λ parameter of DANN is set to 0.01. For MCD and MDD, λ is set to 0.1.




Fig. 3. Examples of images from the 4 different domains

B Superconductivity experiment

Architecture of networks $h \in \mathcal{H}$ and $q \in \mathcal{F}$:

- *Fully-Connected*(units = 100, activation = ReLU),
- *Fully-Connected*(units = 1, activation = linear)

Architecture of encoder ϕ :

- *Fully-Connected*(units = 100, activation = ReLU)

Architecture of discriminator g :

- *Fully-Connected*(units = 1, activation = linear)

The Adam optimizer is used for all methods with a learning rate of 0.001, 200 epochs and a batch size of 1000. For ADDA, the learning rate is set to 0.00001 for the same reason as previous experiment.

C Kin experiment

Architecture of networks $h \in \mathcal{H}$ and $q \in \mathcal{F}$:

- *Fully-Connected*(units = 100, activation = ReLU),
- *Dropout*(0.5)
- *Fully-Connected*(units = 10, activation = ReLU),
- *Dropout*(0.2)
- *Fully-Connected*(units = 1, activation = linear)

The Adam optimizer is used for all methods with a learning rate of 0.001, 300 epochs and a batch size of 32.