

Defending SVMs against Poisoning Attacks: the Hardness and DBSCAN Approach

Hu Ding, Fan Yang, Jiawei Huang

School of Computer Science and Technology
University of Science and Technology of China
He Fei, China

huding@ustc.edu.cn, {yang208, hjw0330}@mail.ustc.edu.cn

Abstract

Adversarial machine learning has attracted a great amount of attention in recent years. In a poisoning attack, the adversary can inject a small number of specially crafted samples into the training data which make the decision boundary severely deviate and cause unexpected misclassification. Due to the great importance and popular use of support vector machines (SVM), we consider defending SVM against poisoning attacks in this paper. We study two commonly used strategies for defending: designing robust SVM algorithms and data sanitization. Though several robust SVM algorithms have been proposed before, most of them either are in lack of adversarial-resilience, or rely on strong assumptions about the data distribution or the attacker's behavior. Moreover, the research on the hardness of designing a quality-guaranteed adversarially-resilient SVM algorithm is still quite limited. We are the first, to the best of our knowledge, to prove that even the simplest hard-margin one-class SVM with adversarial outliers problem is NP-complete, and has no fully PTAS unless $P=NP$ (that means it is hard to achieve an even approximate algorithm). For data sanitization, we explain the effectiveness of DBSCAN (as a density-based outlier removal method) for defending against poisoning attacks. In particular, we link it to the intrinsic dimensionality of data by proving a sampling theorem in doubling metrics. In our empirical experiments, we systematically compare several defenses including the DBSCAN and robust SVM methods, and investigate the influences from the intrinsic dimensionality and data density to their performances.

1 Introduction

In the past decades we have witnessed enormous progress in machine learning. One driving force behind this is the successful applications of machine learning technologies to many different fields, such as data mining, networking, and bioinformatics. However, with its territory rapidly enlarging, machine learning has also imposed a number of new challenges. In particular, the field of *adversarial machine learning*, which concerns about the potential vulnerabilities of the algorithms, has attracted a great amount of attention (Barreno et al. 2006; Huang et al. 2011; Biggio and Roli 2018; Goodfellow, McDaniel, and Papernot 2018). As mentioned in the survey paper (Biggio and Roli 2018), the very first work of

adversarial machine learning dates back to 2004, in which (Dalvi et al. 2004) formulated the adversarial classification problem as a game between the classifier and the adversary. In general, the adversarial attacks against machine learning can be categorized to **evasion attacks** and **poisoning attacks** (Biggio and Roli 2018). An evasion attack happens at test time, where the adversary aims to evade the trained classifier by manipulating test examples. For example, (Szegedy et al. 2014) observed that small perturbation to a test image can arbitrarily change the neural network's prediction.

In this paper, we focus on poisoning attacks that happen at training time. Usually, the adversary injects a small number of specially crafted samples into the training data which can make the decision boundary severely deviate and cause unexpected misclassification. In particular, because open datasets are commonly used to train our machine learning algorithms nowadays, it has been considered as a key security issue that seriously limits real-world applications (Biggio and Roli 2018). For instance, even a small number of poisoning samples can significantly increase the test error of support vector machine (SVM) (Biggio, Nelson, and Laskov 2012; Mei and Zhu 2015; Xiao, Xiao, and Eckert 2012). Beyond linear classifiers, a number of works studied the poisoning attacks on other machine learning problems, such as clustering (Biggio et al. 2014), PCA (Rubinstein et al. 2009), and regression (Jagielski et al. 2018).

Though lots of works focused on constructing poisoning attacks, our ultimate goal is to design defenses. Poisoning samples can be regarded as *outliers*, and this leads to two natural approaches to defend: **(1) data sanitization defense**, *i.e.*, first perform outlier removal on the data and then run an existing machine learning algorithm on the cleaned data (Cretu et al. 2008), or **(2) directly design a robust optimization algorithm that is resilient against outliers** (Christmann and Steinwart 2004; Jagielski et al. 2018).

(Steinhardt, Koh, and Liang 2017) studied two basic methods of data sanitization defense, which remove the points outside a specified sphere or slab, for binary classification; they showed that high dimensionality gives attacker more room for constructing attacks to evade outlier removal. (Laishram and Phoha 2016) applied the seminal DBSCAN (Density-Based Spatial Clustering of Applications with Noise) method (Ester et al. 1996) to remove outliers for SVM and showed that it can successfully identify most of the poisoning data. How-

ever, their method is lack of theoretical analysis. Several other outlier removal methods for fighting poisoning attacks have also been studied recently (Paudice, Muñoz-González, and Lupu 2018; Paudice et al. 2018). Also, it is worth noting that outlier removal is a topic that in fact has been extensively studied in various fields before (Chandola, Banerjee, and Kumar 2009).

The other defense strategy, *i.e.*, designing robust optimization algorithms, also has a long history in the machine learning community. A substantial part of robust optimization algorithms rely on the idea of regularization. For example, (Xu, Caramanis, and Mannor 2009) studied the relation between robustness and regularization for SVM; other robust SVM algorithms include (Tax and Duin 1999; Xu, Crammer, and Schuurmans 2006; Natarajan et al. 2013; Xu et al. 2017; Kanamori, Fujiwara, and Takeda 2017). However, as discussed in (Mei and Zhu 2015; Jagielski et al. 2018), these approaches are not quite ideal to defend against poisoning attacks **since the outliers can be located arbitrarily in the feature space by the adversary**. Another idea for achieving the robustness guarantee is to add strong assumptions about the data distribution or the attacker’s behavior (Feng et al. 2014; Weerasinghe et al. 2019), but these assumptions are usually not well satisfied in practice. An alternative approach is to explicitly remove outliers during optimization, such as the “trimmed” method for robust regression (Jagielski et al. 2018); but this approach often results in a challenging **combinatorial optimization problem**: if z of the input n data items are outliers ($z < n$), we have to consider an exponentially large number $\binom{n}{z}$ of different possible cases in the adversarial setting.

1.1 Our Contributions

Due to the great importance and popular use of SVM (Chang and Lin 2011), we focus on defending SVM against poisoning attacks in this paper. Our contributions are twofold.

(i). First, we consider the robust optimization approach. To study its complexity, we only consider the hard-margin case (because the soft-margin case is more complicated and thus should have an even higher complexity). As mentioned above, we can formulate the SVM with outliers problem as a combinatorial optimization problem for achieving the **adversarial-resilience**: finding an optimal subset of $n - z$ items from the poisoned input data to achieve the largest separating margin induced by the SVM (we will provide the formal definition in Section 2).

Though its local optimum can be obtained by using various methods, such as the alternating minimization approach (Jagielski et al. 2018), we are still interested in the global optimal solution. We are unaware of any strong **hardness-of-approximation result** for this problem before, and try to bridge the gap in the current state of knowledge in Section 3. We prove that even the simplest one-class SVM with outliers problem is NP-complete, and has no fully polynomial-time approximation scheme (PTAS) unless $P=NP$. That is, it is quite unlikely that one can achieve a (nearly) optimal solution in polynomial time.

(ii). Second, we investigate the DBSCAN based data sanitization defense and explain its effectiveness in theory (Sec-

tion 4). DBSCAN is one of the most popular density-based clustering methods and has been implemented for solving many real-world outlier removal problems (Ester et al. 1996; Schubert et al. 2017); roughly speaking, the inliers are assumed to be located in some dense regions and the remaining points are recognized as the outliers. Actually, the intuition of using DBSCAN for data sanitization is straightforward (Laishram and Phoha 2016). We assume the original input training data (before poisoning attack) is large and dense enough in the domain Ω ; thus the poisoning data should be the sparse outliers together with some small clusters located outside the dense regions, which can be identified by the DBSCAN. Obviously, if the attacker has a fixed budget z (the number of poisoning points), the larger the data size n is, the sparser the outliers appear to be (and the more efficiently the DBSCAN performs).

Thus, to guarantee the effectiveness of the DBSCAN approach, a fundamental question in theory is what about **the lower bound of the data size n** (we can assume that the original input data is a set of *i.i.d.* samples drawn from the domain Ω). However, to achieve a favorable lower bound is a non-trivial task. The VC dimension (Li, Long, and Srinivasan 2001) of the range space induced by the Euclidean distance is high in a high-dimensional feature space, and thus the lower bound of the data size n can be very large. Our idea is motivated by the recent observations on the link between the adversarial vulnerability of learning and the intrinsic dimensionality of data (Khouri and Hadfield-Menell 2019; Amsaleg et al. 2017; Ma et al. 2018). We prove a lower bound of n that depends on the intrinsic dimension of Ω and is independent of the feature space’s dimensionality.

Our result strengthens the observation from (Steinhardt, Koh, and Liang 2017) who only considered the Euclidean space’s dimensionality: more precisely, it is the “high intrinsic dimensionality” that gives attacker more room to evade outlier removal. In particular, different from the previous results on evasion attacks (Khouri and Hadfield-Menell 2019; Amsaleg et al. 2017; Ma et al. 2018), our result is the first one linking poisoning attacks to intrinsic dimensionality, to the best of our knowledge. We also verify our claim in the experiments (Section 5). We investigate several popular defending methods (including DBSCAN), and the intrinsic dimension of data demonstrates significant influence on their defending performances.

2 Preliminaries

Given two point sets P^+ and P^- in \mathbb{R}^d , the problem of linear **support vector machine (SVM)** (Chang and Lin 2011) is to find the maximum margin separating these two point sets (if they are separable). If P^+ (or P^-) is a single point, say the origin, the problem is called **one-class SVM**. The SVM can be formulated as a quadratic programming problem, and a number of efficient techniques have been developed in the past, such as the soft margin SVM (Cortes and Vapnik 1995), ν -SVM (Scholkopf et al. 2000; Crisp and Burges 1999), and Core-SVM (Tsang, Kwok, and Cheung 2005). If P^+ and P^- are not separable, we can apply the kernel method: each point $p \in P^+ \cup P^-$ is mapped to be $\phi(p)$ in a higher dimensional space; the inner product $\langle \phi(p_1), \phi(p_2) \rangle$ is defined by a kernel

function $\mathcal{K}(p_1, p_2)$. Many existing SVM algorithms can be adapted to handle the non-separable case by using kernel functions.

Poisoning attacks. The adversary usually injects some bad points to the original data set $P^+ \cup P^-$. For instance, the adversary can take a sample q from the domain of P^+ , and flip its label to be “-”; therefore, this poisoning sample q can be viewed as an outlier of P^- . Since poisoning attack is expensive, we often assume that the adversary can poison at most $z \in \mathbb{Z}^+$ points (or the poisoned fraction $\frac{z}{|P^+ \cup P^-|}$ is a fixed small number in $(0, 1)$). Overall, we can formulate the defense against poisoning attacks as the following combinatorial optimization problem. As mentioned in Section 1.1, it is sufficient to consider only the simpler hard-margin case for studying its hardness.

Definition 1 (Support Vector Machine (SVM) with Outliers). Let (P^+, P^-) be an instance of SVM in \mathbb{R}^d , and suppose $|P^+ \cup P^-| = n$. Given a positive integer $z < n$, the problem of SVM with outliers is to find two subsets $P_1^+ \subseteq P^+$ and $P_1^- \subseteq P^-$ with $|P_1^+ \cup P_1^-| = n - z$, such that the width of the margin separating P_1^+ and P_1^- is maximized.

Suppose the optimal margin has the width $h_{\text{opt}} > 0$. If we achieve a solution with the margin width $h \geq (1 - \epsilon)h_{\text{opt}}$ where ϵ is a small parameter in $(0, 1)$, we say that it is a $(1 - \epsilon)$ -approximation.

Remark 1. The model proposed in Definition 1 follows the popular **data trimming** idea from robust statistics (Rousseeuw and Leroy 1987). As an example, (Jagielski et al. 2018) proposed a robust regression model that is resilient against poisoning attacks based on data trimming.

We also need to clarify the definition of intrinsic dimensionality for our following analysis. **Doubling dimension** is a measure of intrinsic dimensionality that has been widely adopted in the learning theory community (Bshouty, Li, and Long 2009). Given $p \in \mathbb{R}^d$ and $r \geq 0$, we use $\mathbb{B}(p, r) = \{q \in \mathbb{R}^d \mid \|q - p\| \leq r\}$ to indicate the ball of radius r around p .

Definition 2 (Doubling Dimension). The doubling dimension of a point set $P \subset \mathbb{R}^d$ is the smallest number ρ , such that for any $p \in P$ and $r \geq 0$, the set $P \cap \mathbb{B}(p, 2r)$ can always be covered by the union of at most 2^ρ balls with radius r in the space.

Remark 2. To understand doubling dimension, we consider the following simple case. If the points of P distribute uniformly in a d' -dimensional flat in \mathbb{R}^d , then it is easy to see that P has the doubling dimension $\rho = O(d')$, which is independent of the Euclidean dimension d (e.g., d can be much higher than ρ). Intuitively, doubling dimension is used for describing the expansion rate of a given point set in the space. It is worth noting that the intrinsic dimensionality described in (Amsaleg et al. 2017; Ma et al. 2018) is quite similar to doubling dimension, which also measures expansion rate.

3 The Hardness of SVM with Outliers

In this section, we prove that even the one-class SVM with outliers problem is NP-complete. Further, we show that there

is no fully PTAS for the problem unless $P=NP$, that is, we cannot achieve a polynomial time $(1 - \epsilon)$ -approximation for any given $\epsilon \in (0, 1)$. Our idea is partly inspired by the result from (Megiddo 1990). Given a set of points in \mathbb{R}^d , the “covering by two balls” problem is to determine that whether the point set can be covered by two unit balls. By the reduction from 3-SAT, Megiddo proved that the “covering by two balls” problem is NP-complete. In the proof of the following theorem, we modify Megiddo’s construction of the reduction to adapt the one-class SVM with outliers problem.

Theorem 1. The one-class SVM with outliers problem is NP-complete, and has no fully PTAS unless $P=NP$.

Proof. Let Γ be a 3-SAT instance with the literal set $\{u_1, \bar{u}_1, \dots, u_l, \bar{u}_l\}$ and clause set $\{E_1, \dots, E_m\}$. We construct the corresponding instance P_Γ of one-class SVM with outliers. First, let $U = \{\pm e_i \mid i = 1, 2, \dots, l+1\}$ be the $2(l+1)$ unit vectors of \mathbb{R}^{l+1} , where each e_i has “1” in the i -th position and “0” in other positions. Also, for each clause E_j with $1 \leq j \leq m$, we generate a point $q_j = (q_{j,1}, q_{j,2}, \dots, q_{j,l+1})$ as follows. For $1 \leq i \leq l$,

$$q_{j,i} = \begin{cases} \alpha, & \text{if } u_i \text{ occurs in } E_j; \\ -\alpha, & \text{else if } \bar{u}_i \text{ occurs in } E_j; \\ 0, & \text{otherwise.} \end{cases}$$

In addition, $q_{j,l+1} = 3\alpha$. For example, if $E_j = u_{i_1} \vee \bar{u}_{i_2} \vee u_{i_3}$, the point

$$q_j = (0, \dots, 0, \underset{i_1}{\alpha}, 0, \dots, 0, \underset{i_2}{-\alpha}, 0, \dots, 0, \underset{i_3}{\alpha}, 0, \dots, 0, 3\alpha). \quad (1)$$

The value of α will be determined later. Let Q denote the set $\{q_1, \dots, q_m\}$. Now, we construct the instance $P_\Gamma = U \cup Q$ of one-class SVM with outliers, where the number of points $n = 2(l+1) + m$ and the number of outliers $z = l+1$. Then we have the following lemma.

Lemma 1. Let $\alpha > 1/2$. Γ has a satisfying assignment if and only if P_Γ has a solution with margin width $\frac{1}{\sqrt{l+1}}$.

Proof. **First, we suppose there exists a satisfying assignment for Γ .** We define the set $S \subset P_\Gamma$ as follows. If u_i is true in Γ , we include e_i in S , else, we include $-e_i$ in S ; we also include e_{l+1} in S . We claim that the set $S \cup Q$ yields a solution of the instance P_Γ with the margin width $\frac{1}{\sqrt{l+1}}$, that is, the size $|S \cup Q| = n - z$ and the margin separating the origin o and $S \cup Q$ has width $\frac{1}{\sqrt{l+1}}$. It is easy to verify the size of $S \cup Q$. To compute the width, we consider the mean point of S which is denoted as t . For each $1 \leq i \leq l$, if u_i is true, the i -th position of t should be $\frac{1}{l+1}$, else, the i -th position of t should be $-\frac{1}{l+1}$; the $(l+1)$ -th position of t is $\frac{1}{l+1}$. Let \mathcal{H}_t be the hyperplane that is orthogonal to the vector $t - o$ and passing through t . Obviously, \mathcal{H}_t separates S and o with the margin width $\|t\| = \frac{1}{\sqrt{l+1}}$. Furthermore, for any point $q_j \in Q$, since there exists at least one true variable in



Figure 1: (a) An illustration for the formula (4); (b) the ball B_1 is enclosed by Ω and the ball B_2 is not.

E_j , we have the inner product

$$\begin{aligned} \langle q_j, \frac{t}{\|t\|} \rangle &\geq \frac{3\alpha}{\sqrt{l+1}} + \frac{\alpha}{\sqrt{l+1}} - \frac{2\alpha}{\sqrt{l+1}} \\ &= \frac{2\alpha}{\sqrt{l+1}} > \frac{1}{\sqrt{l+1}}, \end{aligned} \quad (2)$$

where the last inequality comes from the fact $\alpha > 1/2$. Therefore, all the points from Q lie on the same side of \mathcal{H}_t as S , and then the set $S \cup Q$ can be separated from o by a margin with width $\frac{1}{\sqrt{l+1}}$.

Second, suppose the instance P_Γ has a solution with margin width $\frac{1}{\sqrt{l+1}}$. With a slight abuse of notations, we still use S to denote the subset of U that is included in the set of $n - z$ inliers. Since the number of outliers is $z = l + 1$, we know that for any pair $\pm e_i$, there exists exactly one point belonging to S ; also, the whole set Q should be included in the set of inliers so as to guarantee that there are $n - z$ inliers in total. We still use t to denote the mean point of S . Now, we design the assignment for Γ : if $e_i \in S$, we assign u_i to be true, else, we assign \bar{u}_i to be true. We claim that Γ is satisfied by this assignment. For any clause E_j , if it is not satisfied, i.e., all the three variables in E_j are false, then we have the inner product

$$\langle q_j, \frac{t}{\|t\|} \rangle \leq \frac{3\alpha}{\sqrt{l+1}} - \frac{3\alpha}{\sqrt{l+1}} = 0. \quad (3)$$

That means the angle $\angle q_j o t \geq \pi/2$. So any margin separating the origin o and the set $S \cup Q$ should have the width at most

$$\frac{\|q_j\| \cdot \|t\|}{\sqrt{\|q_j\|^2 + \|t\|^2}} < \|t\| = \frac{1}{\sqrt{l+1}}. \quad (4)$$

See Figure 1a for an illustration. This is in contradiction to the assumption that P_Γ has a solution with margin width $\frac{1}{\sqrt{l+1}}$.

Overall, Γ has a satisfying assignment if and only if P_Γ has a solution with margin width $\frac{1}{\sqrt{l+1}}$. \square

Since 3-SAT is NP-complete, Lemma 1 implies that the one-class SVM with outliers problem is NP-complete too; otherwise, we can determine that whether a given instance Γ is satisfiable by computing the optimal solution of P_Γ . Moreover, the gap between $\frac{1}{\sqrt{l+1}}$ and $\frac{\|q_j\| \cdot \|t\|}{\sqrt{\|q_j\|^2 + \|t\|^2}}$ (from the formula (4)) is

$$\begin{aligned} &\frac{1}{\sqrt{l+1}} - \sqrt{\frac{12\alpha^2 \frac{1}{l+1}}{12\alpha^2 + \frac{1}{l+1}}} \\ &= \left(\frac{1}{l+1}\right)^{3/2} \frac{1}{\sqrt{12\alpha^2 + \frac{1}{l+1}} (\sqrt{12\alpha^2 + \frac{1}{l+1}} + 2\sqrt{3}\alpha)} \\ &= \Theta\left(\left(\frac{1}{l+1}\right)^{3/2}\right) \end{aligned} \quad (5)$$

if we assume α is a fixed constant. Therefore, if we set $\epsilon = O\left(\left(\frac{1}{l+1}\right)^{3/2}\right) = O\left(\frac{1}{l+1}\right)$, then Γ is satisfiable if and only if any $(1 - \epsilon)$ -approximation of the instance P_Γ has width $> \sqrt{\frac{12\alpha^2 \frac{1}{l+1}}{12\alpha^2 + \frac{1}{l+1}}}$. That means if we have a fully PTAS for the one-class SVM with outliers problem, we can determine that whether Γ is satisfiable or not in polynomial time. In other words, we cannot achieve a fully PTAS for one-class SVM with outliers, unless $P=NP$. \square

4 The Data Sanitization Defense

From Theorem 1, we know that it is extremely challenging to achieve the optimal solution even for one-class SVM with outliers. Therefore, we turn to consider the other approach, data sanitization defense, under some reasonable assumption in practice. First, we prove a general sampling theorem in Section 4.1. Then, we apply this theorem to explain the effectiveness of DBSCAN for defending against poisoning attacks in Section 4.2.

4.1 A Sampling Theorem

Let P be a set of *i.i.d.* samples drawn from a connected and compact domain Ω who has the doubling dimension $\rho > 0$. For ease of presentation, we assume that Ω lies on a manifold \mathcal{F} in the \mathbb{R}^d space. Let Δ denote the diameter of Ω , i.e., $\Delta = \max_{p_1, p_2 \in \Omega} \|p_1 - p_2\|$. Also, we let f be the probability density function of the data distribution over Ω .

To measure the uniformity of f , we define a value λ as follows. For any $c \in \Omega$ and any $r > 0$, we say “the ball $\mathbb{B}(c, r)$ is enclosed by Ω ” if $\partial \mathbb{B}(c, r) \cap \mathcal{F} \subset \Omega$; intuitively, if the ball center c is close to the boundary $\partial \Omega$ of Ω or the radius r is too large, the ball will not be enclosed by Ω . See

Figure 1b for an illustration. We let $\lambda = \max_{\frac{\int_{\mathbb{B}(c', r)} f(x) dx}{\int_{\mathbb{B}(c, r)} f(x) dx}}$, where $\mathbb{B}(c, r)$ and $\mathbb{B}(c', r)$ are any two equal-sized balls, and $\mathbb{B}(c, r)$ is required to be enclosed by Ω . As an example, if Ω lies on a flat manifold and the data uniformly distribute over Ω , the value λ will be equal to 1. On the other hand, if the distribution is very imbalanced or the manifold \mathcal{F} is very rugged, the value λ will be high.

Theorem 2. Let $m \in \mathbb{Z}^+$, $\epsilon \in (0, \frac{1}{8})$, and $\delta \in (0, \Delta)$. If the sample size

$$\begin{aligned} |P| &> \max \left\{ \Theta\left(\frac{m}{1-\epsilon} \cdot \lambda \cdot \left(\frac{1+\epsilon}{1-\epsilon} \frac{\Delta}{\delta}\right)^\rho\right), \right. \\ &\quad \left. \tilde{\Theta}\left(\rho \cdot \lambda^2 \cdot \left(\frac{1+\epsilon}{1-\epsilon} \frac{\Delta}{\delta}\right)^{2\rho} \left(\frac{1}{\epsilon}\right)^{\rho+2}\right) \right\}, \end{aligned} \quad (6)$$

then with constant probability, for any ball $\mathbb{B}(c, \delta)$ enclosed by Ω , the size $|\mathbb{B}(c, \delta) \cap P| > m$. The asymptotic notation $\tilde{\Theta}(f) = \Theta(f \cdot \text{polylog}(\frac{L\Delta}{\delta\epsilon}))$.

Remark 3. (i) A highlight of Theorem 2 is that the lower bound of $|P|$ is independent of the Euclidean dimensionality; so if the doubling dimension ρ is a fixed number, the required sample size for P should be low.

(ii) For the simplest case that Ω lies on a flat manifold and the data uniformly distribute over Ω , λ will be equal to 1 and thus the lower bound of $|P|$ in Theorem 2 becomes $\max \left\{ \Theta\left(\frac{m}{1-\epsilon} \left(\frac{1+\epsilon}{1-\epsilon} \frac{\Delta}{\delta}\right)^\rho\right), \tilde{\Theta}\left(\rho \left(\frac{1+\epsilon}{1-\epsilon} \frac{\Delta}{\delta}\right)^{2\rho} \left(\frac{1}{\epsilon}\right)^{\rho+2}\right) \right\}$.

Before proving Theorem 2, we need to relate the doubling dimension ρ to the VC dimension dim of the range space consisting of all balls with different radii (Li, Long, and Srinivasan 2001). Unfortunately, (Huang et al. 2018) recently showed that “although both dimensions are subjects of extensive research, to the best of our knowledge, there is no nontrivial relation known between the two”. For instance, they constructed a doubling metric having unbounded VC dimension, and the other direction cannot be bounded neither. However, if allowing a small distortion to the distance, we can achieve an upper bound on the VC dimension for a given metric space with bounded doubling dimension. For stating the result, they defined a distance function called “ ϵ -smoothed distance function”: $g(p, q) \in (1 \pm \epsilon)||p - q||$ for any $p, q \in \mathbb{R}^d$, where $\epsilon \in (0, \frac{1}{8})$. Given $p \in \mathbb{R}^d$ and $\delta > 0$, the ball defined by this distance function $g(\cdot, \cdot)$ is denoted by $\mathbb{B}_g(p, \delta) = \{q \in \mathbb{R}^d \mid g(p, q) \leq \delta\}$.

Theorem 3 (Huang et al. 2018)). Suppose the point set $P \subset \mathbb{R}^d$ has the doubling dimension $\rho > 0$. There exists an ϵ -smoothed distance function “ $g(\cdot, \cdot)$ ” such that the VC dimension¹ dim_ϵ of the range space consisting of all balls with different radii is at most $\tilde{O}(\frac{\rho}{\epsilon^\rho})$, if replacing the Euclidean distance by $g(\cdot, \cdot)$.

Proof. (of Theorem 2) Let r be any positive number. First, since the doubling dimension of Ω is ρ , if recursively applying Definition 2 $\log \frac{\Delta}{r}$ times, we know that Ω can be covered by at most $\Theta\left(\left(\frac{\Delta}{r}\right)^\rho\right)$ balls with radius r . Thus, if $\mathbb{B}(c, r)$ is enclosed by Ω , we have

$$\frac{\int_{\mathbb{B}(c, r)} f(x) dx}{\int_{\Omega} f(x) dx} \geq \Theta\left(\frac{1}{\lambda} \cdot \left(\frac{r}{\Delta}\right)^\rho\right). \quad (7)$$

Now we consider the size $|\mathbb{B}(c, \delta) \cap P|$. From Theorem 3, we know that the VC dimension dim_ϵ with respect to the ϵ -smoothed distance is $\tilde{O}(\frac{\rho}{\epsilon^\rho})$. Thus, for any $\epsilon_0 \in (0, 1)$, if

$$|P| \geq \Theta\left(\frac{1}{\epsilon_0^2} \text{dim}_\epsilon \log \frac{\text{dim}_\epsilon}{\epsilon_0}\right), \quad (8)$$

¹(Huang et al. 2018) used “shattering dimension” to state their result. Actually, the shattering dimension is another measure for the complexity of range space, which is tightly related to the VC dimension (Feldman and Langberg 2011). For example, if the shattering dimension is ρ_0 , the VC dimension should be bounded by $O(\rho_0 \log \rho_0)$.

the set P will be an ϵ_0 -sample of Ω ; that is, for any $c \in \mathbb{R}^d$ and $\delta' \geq 0$,

$$\frac{|\mathbb{B}_g(c, \delta') \cap P|}{|P|} \in \frac{\int_{\mathbb{B}_g(c, \delta')} f(x) dx}{\int_{\Omega} f(x) dx} \pm \epsilon_0 \quad (9)$$

with constant probability² (Li, Long, and Srinivasan 2001). Because $g(\cdot, \cdot)$ is an ϵ -smoothed distance function of the Euclidean distance, we have

$$\mathbb{B}\left(c, \frac{\delta'}{1+\epsilon}\right) \subseteq \mathbb{B}_g(c, \delta') \subseteq \mathbb{B}\left(c, \frac{\delta'}{1-\epsilon}\right). \quad (10)$$

So if we set $\epsilon_0 = \epsilon \cdot \Theta\left(\frac{1}{\lambda} \cdot \left(\frac{1-\epsilon}{1+\epsilon} \frac{\delta}{\Delta}\right)^\rho\right)$ and $\delta' = (1-\epsilon)\delta$, (7), (9), and (10) jointly imply $\frac{|\mathbb{B}(c, \delta) \cap P|}{|P|} =$

$$\begin{aligned} \frac{|\mathbb{B}(c, \frac{\delta'}{1-\epsilon}) \cap P|}{|P|} &\geq \frac{|\mathbb{B}_g(c, \delta') \cap P|}{|P|} \\ &\geq \frac{\int_{\mathbb{B}_g(c, \delta')} f(x) dx}{\int_{\Omega} f(x) dx} - \epsilon_0 \\ &\geq \frac{\int_{\mathbb{B}(c, \frac{\delta'}{1+\epsilon})} f(x) dx}{\int_{\Omega} f(x) dx} - \epsilon_0 \\ &\geq (1-\epsilon) \cdot \Theta\left(\frac{1}{\lambda} \cdot \left(\frac{1-\epsilon}{1+\epsilon} \frac{\delta}{\Delta}\right)^\rho\right). \end{aligned} \quad (11)$$

The last inequality comes from (7) (since we assume the ball $\mathbb{B}(c, \delta)$ is enclosed by Ω , the shrunk ball $\mathbb{B}(c, \frac{\delta'}{1+\epsilon}) = \mathbb{B}(c, \frac{1-\epsilon}{1+\epsilon} \delta)$ should be enclosed as well). Moreover, if

$$|P| \geq \Theta\left(\frac{m}{1-\epsilon} \cdot \lambda \cdot \left(\frac{1+\epsilon}{1-\epsilon} \frac{\Delta}{\delta}\right)^\rho\right), \quad (12)$$

we have $|\mathbb{B}(c, \delta) \cap P| > m$ from (11). Combining (8) and (12), we obtain the lower bound of $|P|$. \square

4.2 The DBSCAN Approach

For the sake of completeness, we briefly introduce the method of DBSCAN (Ester et al. 1996) below. Given two parameters $r > 0$ and $\text{MinPts} \in \mathbb{Z}^+$, the DBSCAN divides the set P into three classes: (1) p is a **core point**, if $|\mathbb{B}(p, r) \cap P| > \text{MinPts}$; (2) p is a **border point**, if p is not a core point but $p \in \mathbb{B}(q, r)$ of some core point q ; (3) all the other points are **outliers**. Actually, we can imagine that the set P forms a graph where any pair of points are connected if their pairwise distance is no larger than r ; then the set of core points and border points form several clusters where each cluster is a connected component (a border point may belong to multiple clusters, but we can arbitrarily assign it to only one cluster). The goal of DBSCAN is to identify these clusters and the remaining outliers.

Following Section 4.1, we assume that P is a set of *i.i.d.* samples drawn from the connected and compact domain Ω

²The exact probability comes from the success probability that P is an ϵ_0 -sample of Ω ; specifically, let $\eta \in (0, 1)$, and the size $|P|$ in (8) should be at least $\Theta\left(\frac{1}{\epsilon_0^2} \left(\text{dim}_\epsilon \log \frac{\text{dim}_\epsilon}{\epsilon_0} + \log \frac{1}{\eta}\right)\right)$ to guarantee a success probability $1 - \eta$. For convenience, we assume η is a fixed small constant and simply say “ $1 - \eta$ ” is a “constant probability”.

who has the doubling dimension $\rho > 0$. We let Q be the set of z poisoning data items injected by the attacker to P , and suppose each $q \in Q$ has distance larger than $\delta_1 > 0$ to Ω . In an evasion attack, we often use the adversarial perturbation distance to evaluate the attacker’s capability; but in a poisoning attack, the attacker can easily achieve a large perturbation distance (e.g., in the SVM problem, if the attacker flips the label of some point p , it will become an outlier having the perturbation distance larger than h_{opt} to its ground truth domain, where h_{opt} is the optimal margin width). Also, we assume the boundary $\partial\Omega$ is smooth and has curvature radius at least $\delta_2 > 0$ everywhere. For simplicity, let $\delta = \min\{\delta_1, \delta_2\}$. The following theorem states the relation between the DBSCAN and the poisoned dataset $P \cup Q$. We assume the poisoned fraction $\frac{|Q|}{|P|} < 1$.

Theorem 4. *We let m be any absolute constant number larger than 1, and assume that the size of P satisfies the lower bound of Theorem 2. If we set $r = \delta$ and $\text{MinPts} = m$, and run DBSCAN on the poisoned dataset $P \cup Q$, the obtained largest cluster should be exactly P . In other word, the set Q should be formed by the outliers and the clusters except the largest one from the DBSCAN.*

Proof. Since $\delta \leq \delta_2$, for any $p \in P$, either the ball $\mathbb{B}(p, \delta)$ is enclosed by Ω , or p is covered by some ball $\mathbb{B}(q, \delta)$ enclosed by Ω . We set $r = \delta$ and $\text{MinPts} = m$, and hence from Theorem 2 we know that all the points of P will be core points or border points. Moreover, any point q from Q has distance larger than r to the points of P , that is, any two points $q \in Q$ and $p \in P$ should not belong to the same cluster of the DBSCAN. Also, because the domain Ω is connected and compact, the set P must form the largest cluster. \square

Remark 4. (i) *We often adopt the poisoned fraction $\frac{z}{|P|}$ as the measure to indicate the attacker’s capability. If we fix the value of z , the bound of $|P|$ from Theorem 2 reveals that the larger the doubling dimension ρ , the lower the poisoned fraction $\frac{z}{|P|}$ (and the easier corrupting the DBSCAN defense). In addition, when δ is large, i.e., each poisoning point has large perturbation distance and $\partial\Omega$ is sufficiently smooth, it will be relatively easy for DBSCAN to defend.*

But we should point out that this theoretical bound probably is overly conservative, since it requires a “perfect” sanitization result that removes all the poisoning samples (this is not always a necessary condition for achieving a good defending performance in practice). In our experiments, we show that the DBSCAN method can achieve promising performance, even when the poisoned fraction is higher than the threshold.

(ii) *In practice, we cannot obtain the exact values of δ and m ; instead, we may only estimate a reasonable lower bound $\hat{\delta}$ for δ . Thus, we can set $r = \hat{\delta}$ and tune the value of MinPts until the largest cluster has $|P \cup Q| - z$ points.*

Directly solving such a high-dimensional DBSCAN instance is very expensive. A bottleneck of the original DBSCAN algorithm is that it needs to perform a range query for each data item, i.e., computing the number of neighbors within the distance r , and the overall time complexity can be

as large as $O(n^2d)$ in the worst case, where n is the number of data items. To speed up the step of range query, a natural idea is using some efficient index structures, such as R^* -tree (Beckmann et al. 1990), though the overall complexity in the worst case is still $O(n^2d)$ (we refer the reader to the recent articles that systematically discussed this issue (Gan and Tao 2015; Schubert et al. 2017)).

Putting it all together. Let (P^+, P^-) be an instance of SVM with z outliers, where z is the number of poisoning points. We assume that the original input point sets P^+ and P^- (before the poisoning attack) are *i.i.d.* samples drawn respectively from the connected and compact domains Ω^+ and Ω^- with doubling dimension ρ . Then, we perform the DBSCAN procedure on P^+ and P^- respectively (as Remark 4 (ii)). Suppose the obtained largest clusters are \tilde{P}^+ and \tilde{P}^- . Finally, we run an existing SVM algorithm on the cleaned instance $(\tilde{P}^+, \tilde{P}^-)$.

5 Empirical Experiments

We compare several defenses including the DBSCAN approach, and study the trends of their classification accuracies with varying the poisoned fraction, the intrinsic dimensionality, and the Euclidean dimensionality. All the experiments are repeated 20 times on a Windows 10 workstation equipped with an Intel core i5-8400 processor and 8GB RAM.

Attacks and Defenses. To generate the poisoning attacks, we use the **MIN-MAX** attack from (Koh, Steinhardt, and Liang 2018) and the adversarial label-flipping attack **ALFA** from ALFASVMLib (Xiao et al. 2015). We evaluate the defending performances of the basic SVM algorithms and 6 different defenses by using their publicly available implementations.

1. For the basic SVM algorithms, we use both linear SVM (Fan et al. 2008) and C-SVC with RBF kernel (Chang and Lin 2011);
2. The robust SVM algorithm **RSVM-S** based on the rescaled hinge loss function (Xu et al. 2017), where the parameter “S” indicates the iteration number of the half-quadratic optimization (e.g., we let $S = 3$ and 10 following their paper’s setting);
3. The **DBSCAN** method (Schubert et al. 2017) that is implemented as Remark 4 (ii).

We also consider the following data sanitization defenses from (Koh, Steinhardt, and Liang 2018):

4. **SLAB**: first project the points onto the line between the class centroids, and then remove the points that are too far from the class centroids;
5. **L2**: remove the points that are far from their class centroids in L_2 distance;
6. **LOSS**: discard the points that are not well fit by a model trained (without any data sanitization) on the full dataset;
7. **K-NN**: remove the points that are far from their k nearest neighbors (we let $k = 5$ as their paper’s setting);

For the data sanitization defenses 3-7, we run the basic SVM algorithm on the cleaned data to compute their final solutions.

Table 1: Datasets

Dataset	Size	Dimension
SYNTHETIC	10000	50-200
LETTER	1520	16
MUSHROOMS	8124	112
SATIMAGE	2236	36

Datasets. We consider both the synthetic and real-world datasets in our experiments. For each synthetic dataset, we generate two manifolds in \mathbb{R}^d , and each manifold is represented by a random polynomial function with degree d' (the values of d and d' will be specified later). Note that it is challenging to achieve the exact doubling dimensions of the datasets, and thus we use the degree of the polynomial function as a “rough indicator” for the doubling dimension (the higher the degree, the larger the doubling dimension). In each of the manifolds, we randomly sample 5000 points; specifically, the data is randomly partitioned into 30% and 70% respectively for training and testing, and we report the classification accuracy on the test data. We also consider three real-world datasets: the LETTER, MUSHROOMS and SATIMAGE datasets from LibSVM (Chang and Lin 2011). The details of the datasets are shown in Table 1.

The results. First, we perform the experiments on the synthetic datasets. To study the influence from the intrinsic dimensionality, we set the Euclidean dimensionality d to be 100 and vary the polynomial function’s degree d' from 25 to 65 in Figure 2a and 3a. Then, we fix the degree d' to be 40 and vary the Euclidean dimensionality d in Figure 2b and 3b. We can observe that the accuracies of most methods dramatically decrease when the degree d' (intrinsic dimension) increases, and the influence from the intrinsic dimension is much more significant than that from the Euclidean dimension, which is in agreement with our theoretical analysis.

We also study their classification performances under different poisoned fraction in Figure 2c and Figure 3c. We can see that all the defenses yield lower accuracies when the poisoned fraction increases, while the performance of DBSCAN keeps much more stable comparing with other defenses.

Further, we calculate the F_1 scores of the sanitization defenses under MIN-MAX attack for identifying the outliers. We find that LOSS and K-NN both yield very low F_1 scores (< 0.1); that means they are not quite capable to identify the real poisoning data items. The F_1 scores yielded by DBSCAN, L2 and SLAB are shown in Figure 4, and we can see that DBSCAN always outperforms the other two sanitization defenses.

We also perform the experiments on the real-world datasets under both MIN-MAX attack and ALFA attack with the poisoned fraction ranging from 4% to 10%. See Figure 5-8

and Table 2-4. The experimental results reveal the similar trends as the results for the synthetic datasets, and DBSCAN keeps considerably better performance comparing with other defenses.

6 Discussion

In this paper, we study two different strategies for protecting SVM against poisoning attacks. In future, we also have several open questions deserving to study. To name a few:

(1) How about the effectiveness of DBSCAN for protecting other machine learning problems? For the SVM, we can assume that each poisoning point has a perturbation distance at least δ_1 (since any simple label flipping will result in a large distance); but for other problems, such as regression, we cannot simply follow the same assumption.

(2) What about the complexities of other machine learning problems under the adversarially-resilient formulations as Definition 1? (Mount et al. 2014) proved that it is impossible to achieve even an approximate solution for the linear regression with outliers problem within polynomial time under the conjecture of *the hardness of affine degeneracy* (Erickson and Seidel 1995), if the dimensionality d is not fixed. (Simonov et al. 2019) showed that unless the Exponential Time Hypothesis (ETH) fails, it is impossible not only to solve the PCA with outliers problem exactly but even to approximate it within a constant factor. For a large number of other adversarial machine learning problems, however, the study of their complexities is still in its infancy.

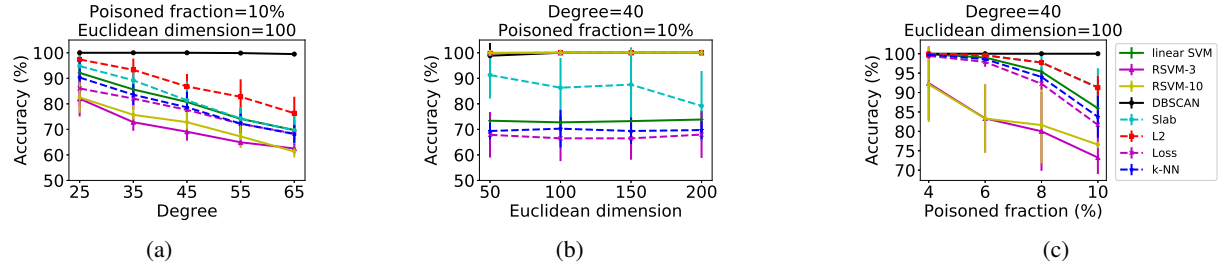


Figure 2: The classification accuracy of Linear SVM under MIN-MAX attack.

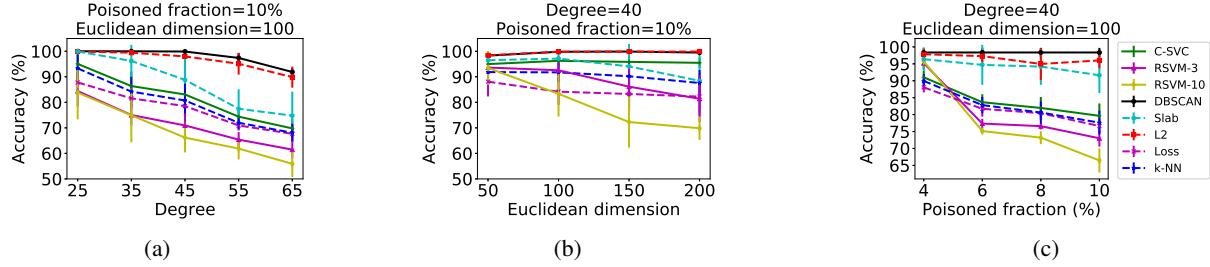


Figure 3: The classification accuracy of SVM with RBF kernel under MIN-MAX attack.

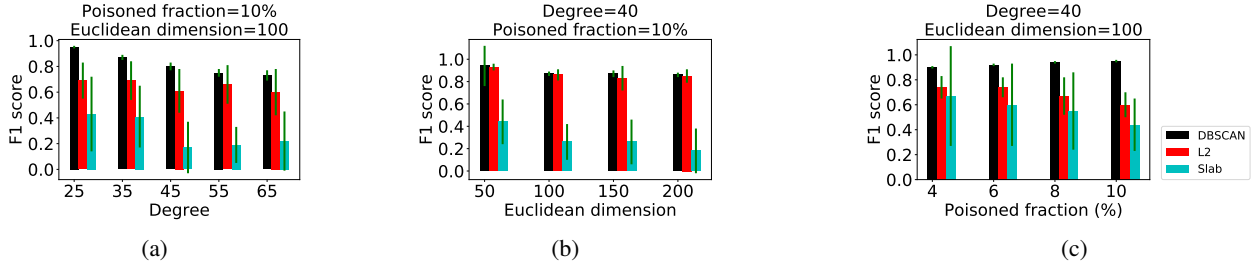


Figure 4: The F_1 scores on the SYNTHETIC datasets.

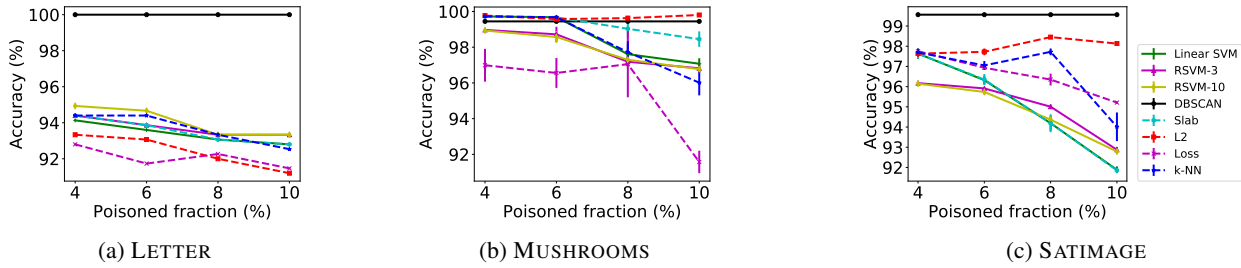


Figure 5: The classification accuracy of linear SVM under MIN-MAX attack.

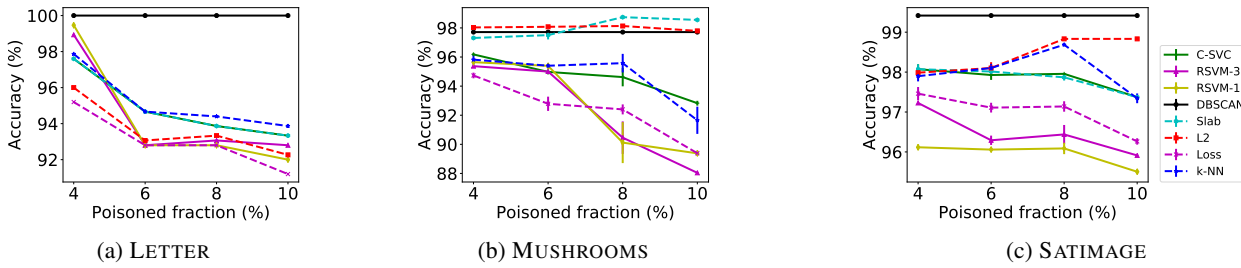


Figure 6: The classification accuracy of SVM with RBF kernel under MIN-MAX attack.

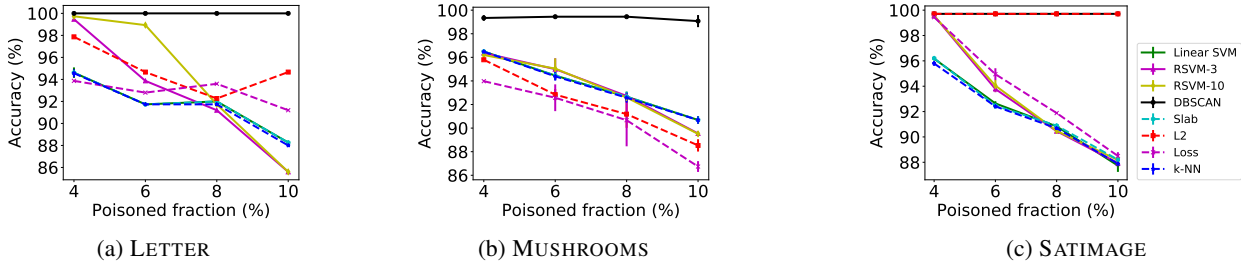


Figure 7: The classification accuracy of linear SVM under ALFA attack.

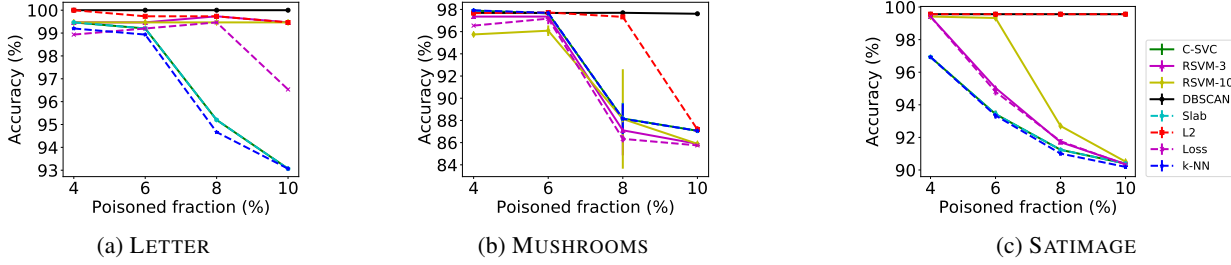


Figure 8: The classification accuracy of SVM with RBF kernel under ALFA attack.

References

- Amsaleg, L.; Bailey, J.; Barbe, D.; Erfani, S. M.; Houle, M. E.; Nguyen, V.; and Radovanovic, M. 2017. The vulnerability of learning to adversarial perturbation increases with intrinsic dimensionality. In *2017 IEEE Workshop on Information Forensics and Security, WIFS 2017, Rennes, France, December 4-7, 2017*, 1–6. IEEE.
- Barreno, M.; Nelson, B.; Sears, R.; Joseph, A. D.; and Tygar, J. D. 2006. Can machine learning be secure? In *Proceedings of the 2006 ACM Symposium on Information, Computer and Communications Security, ASIACCS 2006, Taipei, Taiwan, March 21-24, 2006*, 16–25. ACM.
- Beckmann, N.; Kriegel, H.; Schneider, R.; and Seeger, B. 1990. The R*-Tree: An Efficient and Robust Access Method for Points and Rectangles. In *Proceedings of the 1990 ACM SIGMOD International Conference on Management of Data, Atlantic City, NJ, USA, May 23-25, 1990*, 322–331.
- Biggio, B.; Bulò, S. R.; Pillai, I.; Mura, M.; Mequanint, E. Z.; Pelillo, M.; and Roli, F. 2014. Poisoning Complete-Linkage Hierarchical Clustering. In *Structural, Syntactic, and Statistical Pattern Recognition - Joint IAPR International Workshop, Joensuu, Finland, August 20-22, 2014*.
- Biggio, B.; Nelson, B.; and Laskov, P. 2012. Poisoning Attacks against Support Vector Machines. In *Proceedings of the 29th International Conference on Machine Learning, ICML 2012, Edinburgh, Scotland, UK, June 26 - July 1, 2012*.
- Biggio, B.; and Roli, F. 2018. Wild patterns: Ten years after the rise of adversarial machine learning. *Pattern Recognition* 84: 317–331.
- Bshouty, N. H.; Li, Y.; and Long, P. M. 2009. Using the doubling dimension to analyze the generalization of learning algorithms. *J. Comput. Syst. Sci.* 75(6): 323–335.
- Chandola, V.; Banerjee, A.; and Kumar, V. 2009. Anomaly detection: A survey. *ACM Computing Surveys* 41(3): 15.
- Chang, C.-C.; and Lin, C.-J. 2011. LIBSVM: A library for support vector machines. *ACM TIST* 2(3).
- Christmann, A.; and Steinwart, I. 2004. On Robustness Properties of Convex Risk Minimization Methods for Pattern Recognition. *J. Mach. Learn. Res.* 5: 1007–1034.
- Cortes, C.; and Vapnik, V. 1995. Support-Vector Networks. *Machine Learning* 20: 273.
- Cretu, G. F.; Stavrou, A.; Locasto, M. E.; Stolfo, S. J.; and Keromytis, A. D. 2008. Casting out Demons: Sanitizing Training Data for Anomaly Sensors. In *2008 IEEE Symposium on Security and Privacy (S&P 2008), 18-21 May 2008, Oakland, California, USA*, 81–95. IEEE Computer Society.
- Crisp, D. J.; and Burges, C. J. C. 1999. A Geometric Interpretation of v-SVM Classifiers. In Solla, S. A.; Leen, T. K.; and Müller, K.-R., eds., *NIPS*, 244–250. The MIT Press. ISBN 0-262-19450-3.
- Dalvi, N. N.; Domingos, P. M.; Mausam; Sanghai, S. K.; and Verma, D. 2004. Adversarial classification. In *Proceedings of the Tenth ACM SIGKDD International Conference on Knowledge Discovery and Data Mining, Seattle, Washington, USA, August 22-25, 2004*, 99–108.
- Erickson, J.; and Seidel, R. 1995. Better Lower Bounds on Detecting Affine and Spherical Degeneracies. *Discrete & Computational Geometry* 13: 41–57. doi:10.1007/BF02574027.

Table 2: F_1 scores on LETTER dataset.

	ALFA				MIN-MAX			
	4%	6%	8%	10%	4%	6%	8%	10%
DBSCAN	1.00	1.00	1.00	1.00	1.00	1.00	1.00	1.00
SLAB	< 0.1	< 0.1	< 0.1	< 0.1	< 0.1	< 0.1	< 0.1	< 0.1
L2	0.40	0.46	0.39	0.60	< 0.1	< 0.1	< 0.1	< 0.1
LOSS	< 0.1	0.54	0.70	0.59	< 0.1	< 0.1	0.19	< 0.1
KNN	< 0.1	< 0.1	< 0.1	< 0.1	< 0.1	< 0.1	< 0.1	< 0.1

Table 3: F_1 scores on MUSHROOM dataset.

	ALFA				MIN-MAX			
	4%	6%	8%	10%	4%	6%	8%	10%
DBSCAN	0.72	0.79	0.84	0.86	0.72	0.79	0.84	0.87
SLAB	< 0.1	< 0.1	< 0.1	< 0.1	0.17	0.22	0.27	0.30
L2	0.34	0.37	0.40	0.40	0.67	0.66	0.65	0.69
LOSS	0.11	0.60	0.37	< 0.1	0.14	0.28	0.37	< 0.1
KNN	< 0.1	< 0.1	< 0.1	< 0.1	0.17	0.11	< 0.1	< 0.1

Ester, M.; Kriegel, H.-P.; Sander, J.; and Xu, X. 1996. A density-based algorithm for discovering clusters in large spatial databases with noise. In *Proceedings of the ACM SIGKDD International Conference on Knowledge Discovery and Data Mining (KDD)*, 226–231.

Fan, R.-E.; Chang, K.-W.; Hsieh, C.-J.; Wang, X.-R.; and Lin, C. 2008. LIBLINEAR: A Library for Large Linear Classification. *J. Mach. Learn. Res.* 9: 1871–1874.

Feldman, D.; and Langberg, M. 2011. A unified framework for approximating and clustering data. In Fortnow, L.; and Vadhan, S. P., eds., *Proceedings of the 43rd ACM Symposium on Theory of Computing, STOC 2011, San Jose, CA, USA, 6-8 June 2011*, 569–578. ACM.

Feng, J.; Xu, H.; Mannor, S.; and Yan, S. 2014. Robust Logistic Regression and Classification. In *Advances in Neural Information Processing Systems 27: Annual Conference on Neural Information Processing Systems 2014, December 8-13 2014, Montreal, Quebec, Canada*, 253–261.

Gan, J.; and Tao, Y. 2015. DBSCAN revisited: mis-claim, un-fixability, and approximation. In *Proceedings of the 2015 ACM SIGMOD International Conference on Management of Data*, 519–530. ACM.

Goodfellow, I. J.; McDaniel, P. D.; and Papernot, N. 2018. Making machine learning robust against adversarial inputs. *Commun. ACM* 61(7): 56–66.

Huang, L.; Jiang, S.; Li, J.; and Wu, X. 2018. Epsilon-Coresets for Clustering (with Outliers) in Doubling Metrics. In *59th IEEE Annual Symposium on Foundations of Computer Science, FOCS 2018, Paris, France, October 7-9, 2018*, 814–825.

Huang, L.; Joseph, A. D.; Nelson, B.; Rubinstein, B. I.; and Tygar, J. D. 2011. Adversarial machine learning. In *Proceedings of the 4th ACM workshop on Security and artificial intelligence*, 43–58.

Jagielski, M.; Oprea, A.; Biggio, B.; Liu, C.; Nita-Rotaru, C.; and Li, B. 2018. Manipulating Machine Learning: Poisoning Attacks and Countermeasures for Regression Learning. In *2018 IEEE Symposium on Security and Privacy, SP 2018, Proceedings, 21-23 May 2018, San Francisco, California, USA*, 19–35.

Kanamori, T.; Fujiwara, S.; and Takeda, A. 2017. Breakdown Point of Robust Support Vector Machines. *Entropy* 19(2): 83.

Khouri, M.; and Hadfield-Menell, D. 2019. Adversarial Training with Voronoi Constraints. *CoRR* abs/1905.01019.

Koh, P. W.; Steinhardt, J.; and Liang, P. 2018. Stronger Data Poisoning Attacks Break Data Sanitization Defenses. *CoRR* abs/1811.00741.

Laishram, R.; and Phoha, V. V. 2016. Curie: A method for protecting SVM Classifier from Poisoning Attack. *CoRR* abs/1606.01584. URL <http://arxiv.org/abs/1606.01584>.

Li, Y.; Long, P. M.; and Srinivasan, A. 2001. Improved Bounds on the Sample Complexity of Learning. *J. Comput. Syst. Sci.* 62(3): 516–527.

Ma, X.; Li, B.; Wang, Y.; Erfani, S. M.; Wijewickrema, S. N. R.; Schoenebeck, G.; Song, D.; Houle, M. E.; and Bailey, J. 2018. Characterizing Adversarial Subspaces Using Local Intrinsic Dimensionality. In *6th International Conference on Learning Representations, ICLR 2018, Vancouver, BC, Canada, April 30 - May 3, 2018, Conference Track Proceedings*. OpenReview.net.

Megiddo, N. 1990. On the Complexity of Some Geometric Problems in Unbounded Dimension. *J. Symb. Comput.* 10(3/4): 327–334.

Table 4: F_1 scores on SATIMAGE dataset.

	ALFA				MIN-MAX			
	4%	6%	8%	10%	4%	6%	8%	10%
DBSCAN	1.00	1.00	1.00	1.00	0.95	0.97	0.98	0.98
SLAB	< 0.1	< 0.1	< 0.1	< 0.1	< 0.1	< 0.1	< 0.1	< 0.1
L2	1.00	1.00	1.00	0.98	0.63	0.75	0.88	0.85
LOSS	0.71	0.52	0.45	0.41	0.34	0.41	0.52	0.44
KNN	< 0.1	< 0.1	< 0.1	< 0.1	< 0.1	0.33	0.52	0.18

Mei, S.; and Zhu, X. 2015. Using Machine Teaching to Identify Optimal Training-Set Attacks on Machine Learners. In Bonet, B.; and Koenig, S., eds., *Proceedings of the Twenty-Ninth AAAI Conference on Artificial Intelligence, January 25-30, 2015, Austin, Texas, USA*, 2871–2877. AAAI Press.

Mount, D. M.; Netanyahu, N. S.; Piatko, C. D.; Silverman, R.; and Wu, A. Y. 2014. On the Least Trimmed Squares Estimator. *Algorithmica* 69(1): 148–183.

Natarajan, N.; Dhillon, I. S.; Ravikumar, P.; and Tewari, A. 2013. Learning with Noisy Labels. In *Advances in Neural Information Processing Systems 26: 27th Annual Conference on Neural Information Processing Systems 2013. Proceedings of a meeting held December 5-8, 2013, Lake Tahoe, Nevada, United States*, 1196–1204.

Paudice, A.; Muñoz-González, L.; György, A.; and Lupu, E. C. 2018. Detection of Adversarial Training Examples in Poisoning Attacks through Anomaly Detection. *CoRR* abs/1802.03041.

Paudice, A.; Muñoz-González, L.; and Lupu, E. C. 2018. Label Sanitization Against Label Flipping Poisoning Attacks. In *ECML PKDD 2018 Workshops - Nemesis 2018, UrbReas 2018, SoGood 2018, IWAISe 2018, and Green Data Mining 2018, Dublin, Ireland, September 10-14, 2018, Proceedings*, 5–15.

Rousseeuw, P. J.; and Leroy, A. 1987. *Robust Regression and Outlier Detection*. Wiley Series in Probability and Statistics. Wiley. ISBN 978-0-47172538-1.

Rubinstein, B. I. P.; Nelson, B.; Huang, L.; Joseph, A. D.; Lau, S.; Rao, S.; Taft, N.; and Tygar, J. D. 2009. ANTIDOTE: understanding and defending against poisoning of anomaly detectors. In Feldmann, A.; and Mathy, L., eds., *Proceedings of the 9th ACM SIGCOMM Internet Measurement Conference, IMC 2009, Chicago, Illinois, USA, November 4-6, 2009*, 1–14. ACM.

Scholkopf, B.; Smola, A. J.; Muller, K. R.; and Bartlett, P. L. 2000. New Support Vector Algorithms. *Neural Computation* 12: 1207–1245.

Schubert, E.; Sander, J.; Ester, M.; Kriegel, H. P.; and Xu, X. 2017. DBSCAN revisited, revisited: why and how you should (still) use DBSCAN. *ACM Transactions on Database Systems (TODS)* 42(3): 19.

Simonov, K.; Fomin, F. V.; Golovach, P. A.; and Panolan, F. 2019. Refined Complexity of PCA with Outliers. In *Proceedings of the 36th International Conference on Machine*

Learning, ICML 2019, 9-15 June 2019, Long Beach, California, USA, 5818–5826.

Steinhardt, J.; Koh, P. W.; and Liang, P. 2017. Certified Defenses for Data Poisoning Attacks. In Guyon, I.; von Luxburg, U.; Bengio, S.; Wallach, H. M.; Fergus, R.; Vishwanathan, S. V. N.; and Garnett, R., eds., *Advances in Neural Information Processing Systems 30: Annual Conference on Neural Information Processing Systems 2017, 4-9 December 2017, Long Beach, CA, USA*, 3517–3529.

Szegedy, C.; Zaremba, W.; Sutskever, I.; Bruna, J.; Erhan, D.; Goodfellow, I. J.; and Fergus, R. 2014. Intriguing properties of neural networks. In Bengio, Y.; and LeCun, Y., eds., *2nd International Conference on Learning Representations, ICLR 2014, Banff, AB, Canada, April 14-16, 2014, Conference Track Proceedings*.

Tax, D. M. J.; and Duin, R. P. W. 1999. Support vector domain description. *Pattern Recognit. Lett.* 20(11-13): 1191–1199.

Tsang, I. W.; Kwok, J. T.; and Cheung, P.-M. 2005. Core Vector Machines: Fast SVM Training on Very Large Data Sets. *Journal of Machine Learning Research* 6: 363–392.

Weerasinghe, S.; Erfani, S. M.; Alpcan, T.; and Leckie, C. 2019. Support vector machines resilient against training data integrity attacks. *Pattern Recognit.* 96.

Xiao, H.; Biggio, B.; Nelson, B.; Xiao, H.; Eckert, C.; and Roli, F. 2015. Support vector machines under adversarial label contamination. *Neurocomputing* 160: 53–62.

Xiao, H.; Xiao, H.; and Eckert, C. 2012. Adversarial Label Flips Attack on Support Vector Machines. In Raedt, L. D.; Bessiere, C.; Dubois, D.; Doherty, P.; Frasconi, P.; Heintz, F.; and Lucas, P. J. F., eds., *ECAI 2012 - 20th European Conference on Artificial Intelligence. Including Prestigious Applications of Artificial Intelligence (PAIS-2012) System Demonstrations Track, Montpellier, France, August 27-31, 2012*, volume 242 of *Frontiers in Artificial Intelligence and Applications*, 870–875. IOS Press.

Xu, G.; Cao, Z.; Hu, B.; and Príncipe, J. C. 2017. Robust support vector machines based on the rescaled hinge loss function. *Pattern Recognit.* 63: 139–148.

Xu, H.; Caramanis, C.; and Mannor, S. 2009. Robustness and Regularization of Support Vector Machines. *J. Mach. Learn. Res.* 10: 1485–1510.

Xu, L.; Crammer, K.; and Schuurmans, D. 2006. Robust Support Vector Machine Training via Convex Outlier Ablation. In *AAAI*, 536–542. AAAI Press.