

Submitted to [ArXiv](#)

SYNTHETIC INTERVENTIONS

ANISH AGARWAL, DEVAVRAT SHAH, DENNIS SHEN

Massachusetts Institute of Technology

Consider a panel data setting with observations of N units over T time periods. Each unit undergoes one of D interventions at time period T_0 , with $1 \leq T_0 < T$, prior to which all units are under control. We present synthetic interventions (SI), a framework to estimate counterfactual outcomes of each unit under each of the D interventions, averaged over the post-intervention time periods. We prove identification of this causal parameter under a latent factor model across time, units, and interventions. We furnish an estimator for this causal parameter and establish its consistency and asymptotic normality. In doing so, we establish novel identification and inference results for the synthetic controls (SC) literature. Further, we introduce a hypothesis test to validate when to use SI (and thereby SC). Through simulations and an empirical case-study, we demonstrate efficacy of the SI framework. Lastly, we discuss connections between SI and tensor estimation.

KEYWORDS: synthetic controls, multiple treatments, individual treatment effect, panel data, tensor factor model, principal component regression, error-in-variables.

Anish Agarwal, Devavrat Shah, Dennis Shen : [{anish90, devavrat, deshen}@mit.edu](#)

We sincerely thank Alberto Abadie, Abdullah Alomar, Romain Cosson, Esther Duflo, Anna Mikusheva, and Rahul Singh for invaluable feedback, guidance, and discussion. We also thank members within the MIT Economics department and the Laboratory for Information and Decisions Systems (LIDS) for useful discussions.

1. INTRODUCTION

There is a growing wave towards personalized decision-making, where the aim is to select the optimal intervention for each unit from a collection of interventions. In policy evaluation, for instance, one may want to design a governmental policy (intervention) that is particularly suited to the socio-economic realities of a geographic location (unit). The key challenge in doing so—and indeed the fundamental problem of causal inference—is that we often only get to observe a unit undergo a single intervention or stay under control (i.e., no intervention). This is true not only in observational studies such as policy evaluation, but also in experimental settings such as clinical trials or A/B testing in e-commerce.

Thus, we would ideally like to infer the counterfactual outcome of each unit under any intervention. The sub-problem of estimating what would have happened to a “treated” unit (i.e., one that undergoes an intervention) under control has a rich literature within econometrics and beyond. A prominent framework to do so within the panel data setting, where one gets repeated measurements of a unit across time, is synthetic controls (SC) [Abadie and Gardeazabal \(2003\)](#), [Abadie et al. \(2010\)](#). At its core, SC builds a synthetic model of a treated unit as a weighted combination of control units to estimate this counterfactual outcome of interest. As an example, consider a canonical case study within the SC literature that evaluates the impact of tobacco legislations (interventions) on tobacco consumption within states in the United States (units) [Abadie et al. \(2010\)](#). In particular, to assess the effect of California’s Proposition 99, a large-scale tobacco control program that included raising taxes on cigarettes by 25 cents and other non-fiscal measures [Siegel \(2002\)](#), the authors ask the question: “what would have happened to California in the absence of any tobacco control legislation (control)?” By expressing California as a weighted combination of control states (e.g., Colorado, Nevada, etc.), the authors find that there was a marked fall in tobacco consumption in California following Proposition 99, relative to the constructed “synthetic California”. Given its broad applicability, the SC framework has been methodologically extended, analyzed, and applied to answer similar questions in numerous, diverse settings. Notably, SC has even been regarded as “one of the most important innovations in the policy evaluation literature in the last 15 years” [Athey and Imbens \(2016\)](#).

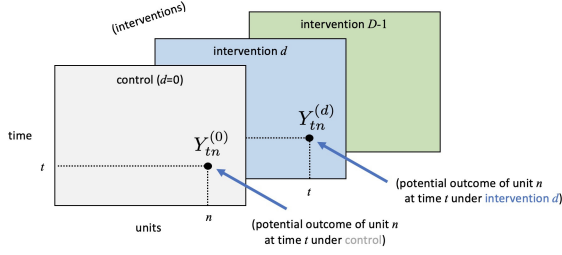


FIGURE 1.—Potential outcomes of N units over T time periods across D interventions encoded as a tensor.

However, towards the broader goal of personalized decision-making, one needs to answer counterfactual questions beyond what would have happened under control. Continuing with the example above, these may include “what would have happened to Colorado (a control state) had it implemented a program similar to Proposition 99?” or “what would have happened to California had it instead raised cigarette taxes by 50 cents or more as in New York?”. In essence, this boils down to answering what would have happened to a unit under any intervention, rather than just under control. Indeed, extending SC to overcome this challenge has been posed as an open question in [Abadie \(2020\)](#). The goal of this work is to provide one meaningful answer to this question.

1.1. Problem Statement

We consider a panel data setting with $N \geq 1$ units, $T > 1$ time periods, and $D \geq 1$ interventions (or treatments). Throughout, we index units with $n \in [N] := \{1, \dots, N\}$, time with $t \in [T]$, and interventions with $d \in \{0, \dots, D-1\}$. We follow the causal framework of [Neyman \(1923\)](#) and [Rubin \(1974\)](#), where we denote the random variable (r.v.) $Y_{tn}^{(d)} \in \mathbb{R}$ as the potential outcome of unit n at time t under intervention d . We denote $d = 0$ as *control*, i.e., $Y_{tn}^{(0)}$ is the potential outcome for unit n at time t if no intervention occurs. See [Figure 1](#) for a graphical depiction of the various potential outcomes of interest.

Pre- and post-intervention observations. We consider a data setup similar to that considered in the SC literature. In particular, we consider T_0 with $1 \leq T_0 < T$ as the intervention point, i.e., prior to T_0 , all N units are under control, and after T_0 , each unit receives exactly one of the D interventions (including control); we define $T_1 = T - T_0$. This partitions the

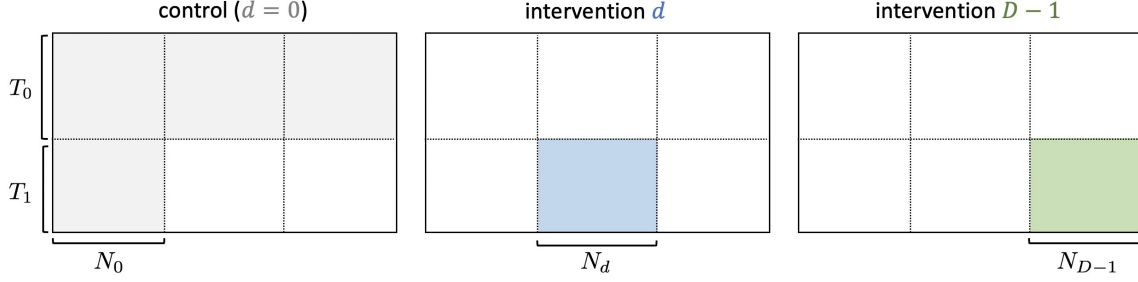


FIGURE 2.—A graphical view of our observations for each unit. In the pre-intervention period, we observe all units under control. In the post-intervention period, we observe each unit under exactly one of the D interventions. Notably, we do not observe any pre-intervention data associated with $d \neq 0$.

time horizon into a pre- and post-intervention period. See Figure 2 for a graphical depiction of our observation patterns. Let the r.v. $D(n) \in \{0, \dots, D-1\}$ denote the intervention assignment of unit n , and let the r.v. $\mathcal{D} = \{D(1), \dots, D(N)\}$ denote the collection of intervention assignments across units. We group the units by the intervention they receive during the post-intervention period, i.e., the r.v. $\mathcal{I}^{(d)} = \{n : D(n) = d \text{ for } t > T_0\}$ denotes the subgroup of units that receive intervention d , and $N_d = |\mathcal{I}^{(d)}|$ denotes its size. For all d , observe that both $\mathcal{I}^{(d)}$ and N_d are deterministic conditioned on \mathcal{D} . The observation of unit n at time t , denoted as Y_{tn} , obeys the following distributional assumption.

ASSUMPTION 1—SUTVA: *For each unit n , we define $Y_{tn} = Y_{tn}^{(0)}$ for $t \leq T_0$, and $Y_{tn} = Y_{tn}^{(d)}$ for $t > T_0$ if $D(n) = d$.*

Goal. The primary goal of this work is to estimate the causal parameter $\theta_n^{(d)}$, which represents unit n 's potential outcomes under intervention d averaged over the post-intervention period. We formally define $\theta_n^{(d)}$ in (3) in Section 2.

Challenge in estimating $\theta_n^{(d)}$ vs. $\theta_n^{(0)}$: difference in data availability. Identification of $\theta_n^{(d)}$ across all (n, d) complements the existing SC literature, which focuses on estimating $\{\theta_n^{(0)} : n \notin \mathcal{I}^{(0)}\}$, i.e., the counterfactual average potential outcome under control for a treated unit, otherwise referred to as the treatment effect on the treated. In contrast, within the SI framework, even if unit n remains under control for $t > T_0$, we are interested in producing its counterfactuals under any intervention $d \neq 0$. A reasonable question that arises

is whether $\theta_n^{(d)}$ across (n, d) can be estimated by simply fitting $N \times D$ separate SC estimators, one for each pair. This is not possible since pre-intervention outcomes for each unit are only observed under control—recall the data setup summarized in Assumption 1 and Figure 2. This begs the pivotal question: “when does the structure between units under control continue to hold in other intervention regimes?” As we will see in Section 2, a factor model across time, units, and interventions (Assumption 2) provides one natural answer.

1.2. Related Works

There are two key conceptual frameworks that are foundational to this work: synthetic controls and factor models (i.e., interactive fixed effect models). Given their sizeable literatures, we provide a brief overview of closely related works from each topic.

To begin, we note that a key quantity of interest in panel data settings is the counterfactual potential outcome under control for a “treated” unit during the post-intervention period, e.g., $\theta_n^{(0)}$ for $n \notin \mathcal{I}^{(0)}$. In the seminal works of Abadie and Gardeazabal (2003), Abadie et al. (2010), the authors introduced the SC estimator, which provides a powerful and interpretable solution towards estimating this causal parameter. Variants of SC have been considered in numerous works, Hsiao et al. (2012), Doudchenko and Imbens (2016), Athey et al. (2017), Li and Bell (2017), Xu (2017), Amjad et al. (2018, 2019), Li (2018), Arkhangelsky et al. (2020), Bai and Ng (2020), Ben-Michael et al. (2020), Chan and Kwok (2020), Chernozhukov et al. (2020b), Fernández-Val et al. (2020). In Section 8, we provide a detailed comparison between this paper and closely related works; in particular, we focus on the recent excellent works of Arkhangelsky et al. (2020), Bai and Ng (2020), Chernozhukov et al. (2020b) as they highlight some of the primary points of comparison of our work with the SC literature.

A critical aspect that enables SC is the structure between units and time under control ($d = 0$). One elegant encoding of this structure is through a factor model, Chamberlain (1984), Liang and Zeger (1986), Arellano and Honore (2000), Bai (2003, 2009), Pesaran (2006), Moon and Weidner (2015, 2017). Recent works have connected factor models with low-rank matrices, which are prevalent within the matrix estimation (ME) literature, Candès and Tao (2010), Recht (2011), Chatterjee (2015). Here, the aim is to recover an un-

derlying low-rank matrix from a sparse subset of noisy observations. The ME lens offers a novel perspective on missing data, and popular estimators have been shown to provably recover the underlying matrix under different sparsity patterns without needing auxiliary covariates. As such, several works of late, including [Athey et al. \(2017\)](#), [Amjad et al. \(2018, 2019\)](#), [Agarwal et al. \(2020b\)](#), [Fernández-Val et al. \(2020\)](#), have developed estimators that are guided by ME principles to estimate related causal parameters to that of $\theta_n^{(0)}$ by directly learning on the observed outcomes Y_{tn} rather than relying on covariates.

Collectively, the panel data literature has developed an expressive framework to identify and estimate $\theta_n^{(0)}$. As stated earlier, an important follow-up question posed by [Abadie \(2020\)](#) asks whether this framework can be extended to identify and estimate $\theta_n^{(d)}$ for any d . Below, we provide an overview of our contributions towards answering this question.

1.3. Contributions & Organization of Paper

Section 2: Identification of causal parameters. The key challenge in estimating $\theta_n^{(d)}$ is that we only ever observe unit n under *one* of the D interventions in the post-intervention period, yet want to produce counterfactuals for unit n under *all* D interventions (including control). Towards overcoming this challenge, we propose an extension of the standard factor model to not only hold across units and time, but also across *interventions*. This in turn enables our identification result in Theorem 2.1, which expresses $\theta_n^{(d)}$ for any (n, d) pair via a linear combination, $w^{(n,d)}$, of *observed* quantities $\{Y_{tj} : j \in \mathcal{I}^{(d)}\}$ in expectation. Thus, in principle, $\theta_n^{(d)}$ can be estimated by observed quantities, given knowledge of $w^{(n,d)}$.

Section 3: Estimator. We present a simple two-step procedure to first estimate $w^{(n,d)}$ from pre-intervention observations, and subsequently $\theta_n^{(d)}$ from post-intervention observations. We provide guidance on how to choose the single hyper-parameter of our estimation procedure in a data-driven manner. We discuss incorporation of covariates in Appendix A.

Section 4: Consistency, asymptotic normality. We show our estimator is consistent and asymptotically normal. Collectively, our identification and inference results provide one answer to the open question of extending SC to multiple interventions, [Abadie \(2020\)](#).

Section 5: Hypothesis test. We furnish a hypothesis test to validate a key assumption that enables our statistical results, and provide guarantees for both its Type I and Type II errors. We believe this hypothesis test can serve as an additional robustness check of when to use SC-like estimators under factor model assumptions.

Section 6: Simulations. We present illustrative simulations that support our theoretical results. We find that (i) our estimator yields a consistent estimate of the underlying causal parameter and (ii) our inference procedure produces “tight” confidence intervals, i.e., our histogram of estimates is approximately normally distributed, centered around $\theta_n^{(d)}$, and matches the theoretical variance of our estimator. Exploring whether our inference procedure is efficient, i.e., whether it achieves minimal asymptotic variance amongst all (asymptotically) unbiased estimators, is an important future research direction.

Section 7: Empirics. We empirically assess the SI framework on real-world A/B testing data from a large e-commerce platform that issued D discounts (interventions) to increase engagement of its N customer groups (units). The goal of the e-commerce company was to find the best suited discount for each customer group, and they met their goal by performing $N \times D$ A/B tests, as is traditionally done. That is, we observe the engagement levels of each of the N customer groups under each of the D discounts. Therefore, unlike the traditional setting of policy evaluation, this case study is particularly well-suited to validate our framework and estimator as we observe all potential outcomes. In particular, to evaluate efficacy of the SI estimator, we expose it to only $2N$ out of the $N \times D$ experiments. We find that the SI estimator accurately estimates the outcomes of the remaining $N \times (D - 2)$ experiments. More generally, this case study empirically motivates how the SI framework can be used to design “data-efficient” randomized control trials (RCTs).

Section 8: Comparison with literature. We do a detailed discussion of our key assumptions and theoretical results within the context of the panel data literature and SC more specifically; in particular, we discuss [Arkhangelsky et al. \(2020\)](#), [Bai and Ng \(2020\)](#), [Chernozhukov et al. \(2020b\)](#), which provide state-of-the-art analyses for the SC literature. Notably, by restricting the SI framework to just the estimation of $\theta_n^{(0)}$, our results establish

novel identification and inference results for SC as well. Further, in connection with our A/B testing case study, we compare our framework with that of multi-arm RCTs, and argue that our results provide a data-efficient approach to achieve a similar end goal.

Section 9: SI and tensor estimation—a curious connection. We explore connections between SI and the growing field of tensor estimation. By viewing SI as an instance of tensor estimation, we discuss how one can gain a clearer understanding of the trade-offs between sample complexity, statistical accuracy, experimental design, and the role of computation in estimating various causal parameters. We believe it is an exciting direction for future inquiries in both causal inference and tensor estimation (and machine learning more broadly).

Notations. See Appendix J for formal definitions of the standard notations we use.

2. CAUSAL FRAMEWORK & IDENTIFICATION

In this section, we present the SI causal framework, formally introduce the causal parameter of interest, and establish an identification result for this parameter.

2.1. Causal Assumptions

Below, we state our main causal assumptions. The key structural assumption is that the potential outcomes follow a latent factor model.

ASSUMPTION 2—Latent factor model: *For all (t, n, d) ,*

$$Y_{tn}^{(d)} = \langle u_t^{(d)}, v_n \rangle + \varepsilon_{tn}. \quad (1)$$

Here, the r.v. $u_t^{(d)} \in \mathbb{R}^r$ is a latent factor specific to a particular time t and intervention d ; the r.v. $v_n \in \mathbb{R}^r$ is a latent factor specific to unit n (i.e., factor loading); $r \geq 1$ is the dimension of the latent space; and $\varepsilon_{tn} \in \mathbb{R}$ is the idiosyncratic shock for unit n at time t .

We stress that the latent factors $\{u_t^{(d)}, v_n\}$ are *unobserved*. Further, v_n is *specific* to unit n , i.e., each unit can have a different latent factor. An analogous statement holds for $u_t^{(d)}$ with respect to time t and intervention d .

ASSUMPTION 3—Linear span inclusion: *Given unit-intervention pair (n, d) and conditioned on \mathcal{D} , $v_n \in \text{span}(\{v_j : j \in \mathcal{I}^{(d)}\})$, i.e., there exists $w^{(n,d)} \in \mathbb{R}^{N_d}$ such that $v_n = \sum_{j \in \mathcal{I}^{(d)}} w_j^{(n,d)} v_j$.*

Assumption 2 “implies” Assumption 3. Given Assumption 2, we note Assumption 3 is rather weak. Consider the matrix of unit latent factors $[v_i : i \in \mathcal{I}^{(d)} \cup \{n\}] \in \mathbb{R}^{(N_d+1) \times r}$, where we recall v_i are r -dimensional. If $r = o(N_d)$, then by definition of matrix rank, Assumption 3 almost always holds. In the worst case, Assumption 3 fails for at most $r - 1$ units. Practically, this requires that the intervention assignment \mathcal{D} is such that sufficiently many units that undergo intervention d and they are collectively “diverse” enough.

ASSUMPTION 4—Conditional mean independence: *For all (t, n) , conditioned on a particular sampling of the latent time-intervention and unit factors, let ε_{tn} be mean independent of \mathcal{D} . Equivalently, $\mathbb{E}[\varepsilon_{tn} | \mathcal{LF}] = \mathbb{E}[\varepsilon_{tn} | \mathcal{E}] = 0$, where*

$$\mathcal{LF} := \left\{ u_t^{(d)}, v_n : t \in [T], n \in [N], d \in \{0, \dots, D-1\} \right\} \quad \text{and} \quad \mathcal{E} := \{\mathcal{LF}, \mathcal{D}\}. \quad (2)$$

An example. Consider the following conditions: (i) $\mathbb{E}[\varepsilon_{tn} | \mathcal{LF}] = 0$; (ii) $\varepsilon_{tn} \perp\!\!\!\perp \mathcal{D} \mid \mathcal{LF}$. Together, they imply Assumption 4, i.e., Assumption 4 is weaker. We discuss these two conditions on ε_{tn} as they are arguably more interpretable than Assumption 4. Since (i) is self-explanatory, we focus on (ii) and compare it with a standard analogous assumption in the literature known as “selection on observables”. Conditioned on observable covariates corresponding to time, units, and/or interventions, “selection on observables” assumes that the potential outcomes are independent of the treatment assignments. Many identification arguments crucially rely on this conditional independence. In our setting, given Assumption 2 and conditioned on the latent factors \mathcal{LF} , the only remaining randomness in the potential outcome $Y_{tn}^{(d)}$ is due to ε_{tn} . Hence, (ii) implies that conditioned on the latent factors, the potential outcomes are independent of \mathcal{D} . As such, these latent factors can be thought of as “unobserved covariates” and (ii) can be interpreted as “selection on latent factors”.

Summary. Assumptions 1 to 4 suggest that the observations are generated as follows:

1. Sample \mathcal{E} . We stress that the latent factors and treatment assignments can be mutually dependent. That is, we do not make any assumptions about the structure of their dependencies. However, we operate under the key assumption that for each (n, d) pair of interest, the intervention assignment \mathcal{D} is such that the set $\{v_j : j \in \mathcal{I}^{(d)}\}$ is “expressive” enough, i.e., v_n lies within the linear span of this set (Assumption 3).
2. Sample ε_{tn} across (t, n) , where ε_{tn} is mean independent of \mathcal{D} (Assumption 4).

2.2. Target Causal Parameter & Identification

Below, we formally define our target causal parameter $\theta_n^{(d)}$, and then state the key identification result in Theorem 2.1.

Target causal parameter. For each (n, d) , we are interested in identifying and estimating

$$\theta_n^{(d)} := \frac{1}{T_1} \sum_{t > T_0} \mathbb{E} \left[Y_{tn}^{(d)} \mid \{u_t^{(d)}, v_n : t > T_0\} \right], \quad (3)$$

unit n ’s expected potential outcomes under intervention d averaged over the post-intervention period. The expectation in (3) is taken over ε_{tn} for $t > T_0$, and is conditioned on unit n ’s specific latent factor v_n and the time-intervention latent factors $\{u_t^{(d)} : t > T_0\}$.

Identification. We establish that for each (n, d) pair, given knowledge of $w^{(n,d)}$, it is feasible to identify the causal parameter $\theta_n^{(d)}$ under Assumptions 1 to 4. In fact, we prove a stronger result—the identification of $\mathbb{E}[Y_{tn}^{(d)} \mid u_t^{(d)}, v_n]$ for any t .

THEOREM 2.1: *For a given unit-intervention pair (n, d) , let Assumptions 1 to 4 hold. Then, given knowledge of $w^{(n,d)}$, we have*

$$\mathbb{E}[Y_{tn}^{(d)} \mid u_t^{(d)}, v_n] = \sum_{j \in \mathcal{I}^{(d)}} w_j^{(n,d)} \mathbb{E}[Y_{tj} \mid \mathcal{E}] \text{ for all } t, \quad (4)$$

$$\theta_n^{(d)} = \frac{1}{T_1} \sum_{t > T_0} \sum_{j \in \mathcal{I}^{(d)}} w_j^{(n,d)} \mathbb{E}[Y_{tj} \mid \mathcal{E}]. \quad (5)$$

As a consequence of Theorem 2.1, we have $\mathbb{E}[Y_{tn}^{(d)}] = \mathbb{E}[\sum_{j \in \mathcal{I}^{(d)}} w_j^{(n,d)} Y_{tj}]$, where the expectation is now taken over ε_{tn} and \mathcal{E} , i.e., we no longer condition on the latent fac-

tors and the treatment assignment. This relation follows from (4) and the tower law for expectations, i.e., for any two r.v.'s A and B , we have $\mathbb{E}[A] = \mathbb{E}[\mathbb{E}[A|B]]$.

3. SYNTHETIC INTERVENTIONS ESTIMATOR

Theorem 2.1 allows us to express $\theta_n^{(d)}$ in terms of a linear combination of observed quantities $\{Y_{tj} : t > T_0, j \in \mathcal{I}^{(d)}\}$ in expectation. The coefficients associated with this linear combination are denoted by the vector $w^{(n,d)}$. This is the key quantity that we need to estimate, which in turn, allows us to estimate $\theta_n^{(d)}$. We provide one such estimator below; without loss of generality, we consider a particular (n, d) pair.

Additional notation. Throughout, let $Y_{\text{pre},n} = [Y_{tn} : t \leq T_0] \in \mathbb{R}^{T_0}$ represent the vector of pre-intervention outcomes for unit n . Let $\mathbf{Y}_{\text{pre},\mathcal{I}^{(d)}} = [Y_{tj} : t \leq T_0, j \in \mathcal{I}^{(d)}] \in \mathbb{R}^{T_0 \times N_d}$ and $\mathbf{Y}_{\text{post},\mathcal{I}^{(d)}} = [Y_{tj} : t > T_0, j \in \mathcal{I}^{(d)}] \in \mathbb{R}^{T_1 \times N_d}$ represent the pre- and post-intervention outcomes, respectively, associated with the units within $\mathcal{I}^{(d)}$. We define the singular value decomposition (SVD) of $\mathbf{Y}_{\text{pre},\mathcal{I}^{(d)}}$ as

$$\mathbf{Y}_{\text{pre},\mathcal{I}^{(d)}} = \sum_{\ell=1}^M \hat{s}_\ell \hat{u}_\ell \hat{v}_\ell', \quad (6)$$

where $M = \min\{T_0, N_d\}$, $\hat{s}_\ell \in \mathbb{R}$ are the singular values (arranged in decreasing order), and $\hat{u}_\ell \in \mathbb{R}^{T_0}$, $\hat{v}_\ell \in \mathbb{R}^{N_d}$ are the left and right singular vectors, respectively.

3.1. Estimating the Causal Parameter

The SI estimator is a simple two-step procedure with only one hyper-parameter $k \in [M]$ that quantifies the number of singular components of $\mathbf{Y}_{\text{pre},\mathcal{I}^{(d)}}$ to retain.

1. Estimating $w^{(n,d)}$:

$$\hat{w}^{(n,d)} = \left(\sum_{\ell=1}^k (1/\hat{s}_\ell) \hat{v}_\ell \hat{u}_\ell' \right) Y_{\text{pre},n}. \quad (7)$$

2. Estimating $\theta_n^{(d)}$:

$$\hat{\theta}_n^{(d)} = \frac{1}{T_1} \sum_{t>T_0} \sum_{j \in \mathcal{I}^{(d)}} \hat{w}_j^{(n,d)} Y_{tj}. \quad (8)$$

Choosing k . There exist a number of principled heuristics to select the hyper-parameter k , and we name a few here. Perhaps the most popular data-driven approach is simply to use cross-validation, where the pre-intervention data is our training set and the post-intervention data is our validation set. Another standard approach is to use a “universal” thresholding scheme that preserves the singular values above a precomputed threshold (see [Donoho and Gavish \(2013\)](#), [Chatterjee \(2015\)](#)). Finally, a “human-in-the-loop” approach is to inspect the spectral characteristics of $\mathbf{Y}_{\text{pre}, \mathcal{I}^{(d)}}$, and choose k to be the natural “elbow” point that partitions the singular values into those of large and small magnitudes.

To understand the third approach, recall that $\mathbf{Y}_{\text{pre}, \mathcal{I}^{(d)}} = \mathbb{E}[\mathbf{Y}_{\text{pre}, \mathcal{I}^{(d)}}] + \mathbf{E}_{\text{pre}, \mathcal{I}^{(d)}}$, where $\mathbf{E}_{\text{pre}, \mathcal{I}^{(d)}} = [\varepsilon_{tj} : t \leq T_0, j \in \mathcal{I}^{(d)}]$. Under the factor model in Assumption 3, $\mathbb{E}[\mathbf{Y}_{\text{pre}, \mathcal{I}^{(d)}}]$ is low-rank. If the noise ε_{tn} is reasonably well-behaved (i.e., has sufficiently light tails), then random matrix theory informs us that the singular values corresponding to the noise matrix $\mathbf{E}_{\text{pre}, \mathcal{I}^{(d)}}$ are much smaller in magnitude compared to those of the signal matrix $\mathbb{E}[\mathbf{Y}_{\text{pre}, \mathcal{I}^{(d)}}]$. Hence, it is likely that a “sharp” threshold or gap exists between the top singular values associated with $\mathbb{E}[\mathbf{Y}_{\text{pre}, \mathcal{I}^{(d)}}]$ and the remaining singular values induced by $\mathbf{E}_{\text{pre}, \mathcal{I}^{(d)}}$. For example, if the rows of $\mathbf{E}_{\text{pre}, \mathcal{I}^{(d)}}$ are sub-Gaussian, then $\|\mathbf{E}_{\text{pre}, \mathcal{I}^{(d)}}\|_{\text{op}} = O_p(\sqrt{T_0} + \sqrt{N_d})$, cf. [Vershynin \(2018\)](#). In comparison, if the entries of $\mathbb{E}[\mathbf{Y}_{\text{pre}, \mathcal{I}^{(d)}}]$ are $\Theta(1)$ and its nonzero singular values s_i are of the same magnitude, then $s_i = \Theta(\sqrt{T_0 N_d})$. For a more detailed exposition of our assumptions on the spectra of $\mathbb{E}[\mathbf{Y}_{\text{pre}, \mathcal{I}^{(d)}}]$, refer to Assumption 7. For a graphical depiction of the spectral gap, see Figure 3.

Interpretation of SI Estimator. Recall from Theorem 2.1 that we are interested in estimating $w^{(n,d)}$, for which $\mathbb{E}[Y_{\text{pre}, n}] = \mathbb{E}[\mathbf{Y}_{\text{pre}, \mathcal{I}^{(d)}}] w^{(n,d)}$ holds. However, we only have access to the *noisy* instantiations $Y_{\text{pre}, n}$ and $\mathbf{Y}_{\text{pre}, \mathcal{I}^{(d)}}$, where the noise is due to ε_{tn} . Nevertheless, we argue that the approach given by (7), known as principal component regression (PCR), overcomes the challenge of estimating $w^{(n,d)}$ under measurement error.¹

PCR is a two-stage procedure that (i) first applies principal component analysis to extract the low-dimensional signal captured by the top k singular components of $\mathbf{Y}_{\text{pre}, \mathcal{I}^{(d)}}$, and

¹The problem of learning from noisy covariate observations is known as “error-in-variables” regression.

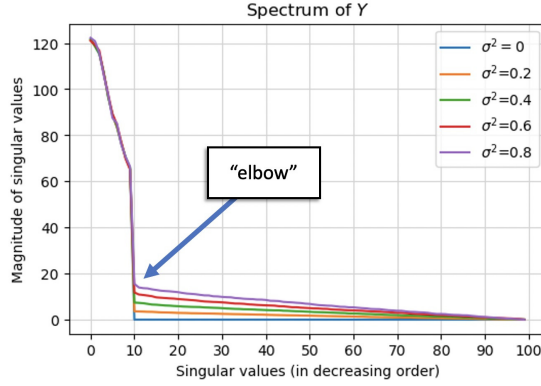


FIGURE 3.—Simulation displays the spectrum of $\mathbf{Y} = \mathbb{E}[\mathbf{Y}] + \mathbf{E} \in \mathbb{R}^{100 \times 100}$. Here, $\mathbb{E}[\mathbf{Y}] = \mathbf{U}\mathbf{V}'$, where the entries of $\mathbf{U}, \mathbf{V} \in \mathbb{R}^{100 \times 10}$ are sampled independently from $\mathcal{N}(0, 1)$; further, the entries of \mathbf{E} are sampled independently from $\mathcal{N}(0, \sigma^2)$ with $\sigma^2 \in \{0, 0.2, \dots, 0.8\}$. Across varying levels of noise σ^2 , there is a steep drop-off in magnitude from the top to remaining singular values—this marks the “elbow” point. As seen from the figure, the top singular values of \mathbf{Y} correspond closely with that of $\mathbb{E}[\mathbf{Y}]$ ($\sigma^2 = 0$), and the remaining singular values are induced by \mathbf{E} . Thus, $\text{rank}(\mathbf{Y}) \approx \text{rank}(\mathbb{E}[\mathbf{Y}]) = 10$.

(ii) then performs linear regression in the subspace spanned by these k components. If $k = \text{rank}(\mathbb{E}[\mathbf{Y}_{\text{pre}, \mathcal{I}(d)}])$, then the subspace spanned by the top k right singular vectors of $\mathbf{Y}_{\text{pre}, \mathcal{I}(d)}$ will be “close” to the rowspace of $\mathbb{E}[\mathbf{Y}_{\text{pre}, \mathcal{I}(d)}]$ via standard perturbation theory arguments. In particular, by [Davis and Kahan \(1970\)](#), [Wedin \(1972\)](#), we know the distance between the two subspaces² scales as $O_p(\|\mathbf{E}_{\text{pre}, \mathcal{I}(d)}\|_{\text{op}}/s_{\min})$, where s_{\min} is the smallest nonzero singular value of $\mathbb{E}[\mathbf{Y}_{\text{pre}, \mathcal{I}(d)}]$. In other words, PCR *implicitly de-noises* $\mathbf{Y}_{\text{pre}, \mathcal{I}(d)}$ by exploiting the low-rank factor structure of $\mathbb{E}[\mathbf{Y}_{\text{pre}, \mathcal{I}(d)}]$.

Further, even if we had access to $\mathbb{E}[\mathbf{Y}_{\text{pre}, \mathcal{I}(d)}]$, there remains an issue of identifiability of $w^{(n,d)}$ in the underdetermined (high-dimensional) case where $T_0 < N_d$. It is well-known, however, that the projection of $w^{(n,d)}$ onto the rowspace of $\mathbb{E}[\mathbf{Y}_{\text{pre}, \mathcal{I}(d)}]$, denoted as $\tilde{w}^{(n,d)}$, is not only unique, but is also the only relevant component for prediction. To see this, note that $\mathbb{E}[\mathbf{Y}_{\text{pre}, \mathcal{I}(d)}]\tilde{w}^{(n,d)} = \mathbb{E}[\mathbf{Y}_{\text{pre}, \mathcal{I}(d)}]w^{(n,d)}$. Further, we highlight that $\tilde{w}^{(n,d)}$ is the unique minimum ℓ_2 -norm vector for which this equality holds. This further reinforces the motivation for PCR since (7) enforces $\hat{w}^{(n,d)}$ to lie within the subspace spanned by the

²Distance between subspaces A and B is defined as $\|\mathcal{P}_A - \mathcal{P}_B\|_{\text{op}}$, where \mathcal{P}_A is the projection matrix onto A .

top k right singular vectors of $\mathbf{Y}_{\text{pre}, \mathcal{I}^{(d)}}$. Thus, $\hat{w}^{(n,d)}$ will be close to the unique $\tilde{w}^{(n,d)}$, provided k is aptly chosen. We formalize this argument in Lemma 4.3.

Incorporating covariates. In Appendix A, we provide a discussion on incorporating covariates into our estimator, as well as a theoretical model that justifies this approach.

4. ESTIMATION AND INFERENCE OF CAUSAL PARAMETER

Below, we establish the statistical accuracy³ of our estimate $\hat{\theta}_n^{(d)}$. Section 4.1 lists additional assumptions needed to establish our results. In Section 4.2, we bound the estimation error of the model parameter $w^{(n,d)}$. In Sections 4.3 and 4.4, we establish consistency and asymptotic normality of our estimate $\hat{\theta}_n^{(d)}$, respectively. Notably, in the specialized case where $d = 0$, our results contribute new inference guarantees to the SC literature as well.

Additional notation. For any vector $v \in \mathbb{R}^a$, let $C(\|v\|_p) = \max\{1, \|v\|_p\}$, where $\|v\|_p$ denotes its ℓ_p -norm. To simplify notation, we will henceforth absorb dependencies on r and σ into the constant within O_p , which is defined in Appendix J.

4.1. Additional Assumptions for the SI Estimator

We state additional assumptions required to establish guarantees for our estimation procedure. Strictly speaking, these assumptions are not needed to establish identification of $\theta_n^{(d)}$ (Theorem 2.1), but are necessary for the estimator used in Section 3.1 to produce $\hat{\theta}_n^{(d)}$. These additional assumptions are in some sense “context-specific”, i.e., they depend on the assumptions made on ε_{tn} and the procedure chosen to estimate $w^{(n,d)}$. Since Assumptions 5 and 6 are standard and self-explanatory, we focus our attention on interpreting and justifying Assumptions 7 and 8 below. Towards this, recall the definition of \mathcal{E} , given in (2).

ASSUMPTION 5—Sub-Gaussian shocks: *Conditioned on \mathcal{E} , ε_{tn} are independent sub-Gaussian r.v.s with $\mathbb{E}[\varepsilon_{tn}^2] = \sigma^2$ and $\|\varepsilon_{tn}\|_{\psi_2} \leq C\sigma$ for some constant $C > 0$.*

ASSUMPTION 6—Bounded support: *Conditioned on \mathcal{E} , $\mathbb{E}[Y_{tn}^{(d)}] \in [-1, 1]$.*⁴

³We remark that all log factors within our results can be removed with careful analysis.

⁴The precise bound $[-1, 1]$ is without loss of generality, i.e., it can be extended to $[a, b]$ for $a, b \in \mathbb{R}$ with $a \leq b$.

ASSUMPTION 7—Well-balanced spectra: *Conditioned on \mathcal{E} and given $\mathcal{I}^{(d)}$, the r_{pre} nonzero singular values s_i of $\mathbb{E}[\mathbf{Y}_{\text{pre}, \mathcal{I}^{(d)}}]$ are well-balanced, i.e., $s_i^2 = \Theta(T_0 N_d / r_{\text{pre}})$.*

ASSUMPTION 8—Subspace inclusion: *Conditioned on \mathcal{E} and given $\mathcal{I}^{(d)}$, the rowspace of $\mathbb{E}[\mathbf{Y}_{\text{post}, \mathcal{I}^{(d)}}]$ lies within that of $\mathbb{E}[\mathbf{Y}_{\text{pre}, \mathcal{I}^{(d)}}]$, i.e., $\mathcal{R}(\mathbb{E}[\mathbf{Y}'_{\text{post}, \mathcal{I}^{(d)}}]) \subseteq \mathcal{R}(\mathbb{E}[\mathbf{Y}'_{\text{pre}, \mathcal{I}^{(d)}}])$.*

Note $\Theta(\cdot)$ and $\mathcal{R}(\cdot)$ used in the Assumptions above are defined in Appendix J.

Interpretation of Assumption 7. Assumption 7 requires that the nonzero singular values of the latent matrix, $\mathbb{E}[\mathbf{Y}_{\text{pre}, \mathcal{I}^{(d)}}]$, are well-balanced. A natural setting in which Assumption 7 holds is if its elements $\mathbb{E}[Y_{tn}^{(d)}] = \Theta(1)$ and nonzero singular values satisfy $s_i^2 = \Theta(\zeta)$ for some ζ . Then, for some absolute constant $C > 0$,

$$\Theta(T_0 N_d) = \|\mathbb{E}[\mathbf{Y}_{\text{pre}, \mathcal{I}^{(d)}}]\|_F^2 = \sum_{i=1}^{r_{\text{pre}}} s_i^2 = C \zeta r_{\text{pre}} \implies \zeta = \Theta(T_0 N_d / r_{\text{pre}}).$$

In effect, Assumption 7, or analogous versions to it, are pervasive across many fields. Within the econometrics factor model analyses and matrix completion literature, Assumption 7 is analogous to incoherence-style conditions, e.g., Assumption A of [Bai and Ng \(2020\)](#), and is also closely related to the notion of pervasiveness (see Proposition 3.2 of [Fan et al. \(2017\)](#)). Additionally, Assumption 7 has been shown to hold w.h.p. for the canonical probabilistic generating process used to analyze probabilistic principal component analysis in [Bishop \(1999\)](#) and [Tipping and Bishop \(1999\)](#); here, the observations are assumed to be a high-dimensional embedding of a low-rank matrix with independent sub-Gaussian entries (see Proposition 4.2 of [Agarwal et al. \(2020b\)](#)). Below, Lemma 4.1 further establishes that under Assumption 5, the singular values of $\mathbf{Y}_{\text{pre}, \mathcal{I}^{(d)}}$ and $\mathbb{E}[\mathbf{Y}_{\text{pre}, \mathcal{I}^{(d)}}]$ must be close.

LEMMA 4.1: *Let Assumptions 1, 2, 4, 5 hold. Then conditioned on \mathcal{E} , for any $t > 0$ and $i \leq \min\{T_0, N_d\}$, $|s_i - \widehat{s}_i| \leq C\sigma(\sqrt{T_0} + \sqrt{N_d} + t)$ with probability at least $1 - 2\exp(-t^2)$, where $C > 0$ is an absolute constant.*

Hence, Assumption 7 can be empirically assessed by simply inspecting the spectra of $\mathbf{Y}_{\text{pre}, \mathcal{I}^{(d)}}$; refer to Figure 3 for a graphical depiction of the typical spectra of $\mathbf{Y}_{\text{pre}, \mathcal{I}^{(d)}}$ and the existence of a natural elbow point. Further, we provide a data-driven estimator for σ in

(10), and establish its consistency in Lemma 4.4. Lastly, we highlight that the assumption of a gap between the top r_{pre} of the population matrix $\mathbb{E}[\mathbf{Y}_{\text{pre}, \mathcal{I}^{(d)}}]$ and the remaining singular values has been widely adopted in the econometrics literature of large dimensional factor analysis dating back to Chamberlain and Rothschild (1983).

Interpretation of Assumption 8. In the SI framework, potential outcomes from different interventions are likely to arise from different distributions. Under Assumption 2, this translates to the latent time-intervention factors $u_t^{(d_1)}$ and $u_t^{(d_2)}$ for $d_1 \neq d_2$ being sampled from different distributions. This distribution shift presents a challenge in establishing guarantees for estimating $\theta_n^{(d)}$ as it invalidates the traditional i.i.d. assumptions between the pre- and post-intervention outcomes (i.e., train and test sets) required for standard generalization error analyses. Indeed, learning with distribution shifts is an active area of research in causal inference and beyond (e.g., transfer learning). Notably, this issue does not arise in the standard SC framework since the target causal parameter is $\theta_n^{(0)}$, and hence the model $\hat{w}^{(n,0)}$ is both learnt and applied on outcomes under control (i.e., same distribution). To accurately estimate $\theta_n^{(d)}$ despite the possible distribution shift, we show that Assumption 8 suffices. In words, we require that the rowspace of $\mathbb{E}[\mathbf{Y}_{\text{pre}, \mathcal{I}^{(d)}}]$ is sufficiently “rich” relative to that of $\mathbb{E}[\mathbf{Y}_{\text{post}, \mathcal{I}^{(d)}}]$. We highlight that Assumption 8 is a *purely linear algebraic* condition, i.e., no distributional assumptions are made on v_n and $u_t^{(d)}$. If we do assume that $u_t^{(d)}$ are sampled independently from an intervention-specific distribution, then one can verify that Assumption 8 holds w.h.p., indicating that it is not a particularly stringent condition.

As we will see, Assumption 8 is the key condition that allows $\hat{w}^{(n,d)}$, learnt during the pre-intervention (training) period, to “generalize” to the post-intervention (testing) period. In Section 7, we perform simulations to show that $\hat{\theta}_n^{(d)}$ is an accurate estimate of $\theta_n^{(d)}$ even if the pre- and post-intervention outcomes come from different distributions, provided Assumption 8 holds; if it does not hold, then $\hat{\theta}_n^{(d)}$ is non-trivially biased. Given its importance, in Section 5, we provide a data-driven hypothesis test with provable guarantees to validate when Assumption 8 holds in practice. We believe this hypothesis test serves as an additional robustness check for the SC framework as well.

4.2. Model Learning

We now show how Assumption 8 enables the SI estimator to accurately learn the model parameter $w^{(n,d)}$. First, Lemma 4.2 establishes that $\theta^{(n,d)}$ can be expressed via $\tilde{w}^{(n,d)} := \mathbf{V}_{\text{pre}} \mathbf{V}_{\text{pre}}' w^{(n,d)}$, where \mathbf{V}_{pre} are the right singular vectors of $\mathbb{E}[\mathbf{Y}_{\text{pre}, \mathcal{I}^{(d)}}]$.

LEMMA 4.2: *For a given unit-intervention pair (n, d) , let the setup of Theorem 2.1 and Assumption 8 hold. Then, $\theta_n^{(d)} = \frac{1}{T_1} \sum_{t>T_0} \sum_{j \in \mathcal{I}^{(d)}} \tilde{w}_j^{(n,d)} \mathbb{E}[Y_{tj} | \mathcal{E}]$.*

Next, we establish that $\hat{w}^{(n,d)}$, given by (7), is a consistent estimate of $\tilde{w}^{(n,d)}$.

LEMMA 4.3—Corollary 4.1 of Agarwal et al. (2020a): *For a given unit-intervention pair (n, d) , let Assumptions 1 to 8 hold. Further, suppose $k = \text{rank}(\mathbb{E}[\mathbf{Y}_{\text{pre}, \mathcal{I}^{(d)}}])$, where k is defined as in (7). Then, conditioned on \mathcal{E} ,*

$$\hat{w}^{(n,d)} - \tilde{w}^{(n,d)} = O_p \left(\frac{C(\|\tilde{w}^{(n,d)}\|_2) \sqrt{\log(T_0 N_d)}}{\min\{\sqrt{T_0}, \sqrt{N_d}\}} \right).$$

Recall the definitions of O_p and $C(\cdot)$ at the start of this section.

4.3. Finite-Sample Consistency

The following finite-sample guarantee establishes that the estimator described in Section 3 yields a consistent estimate of the causal parameter for a given unit-intervention pair.

THEOREM 4.1: *For a given unit-intervention pair (n, d) , let Assumptions 1 to 8 hold. Suppose $k = \text{rank}(\mathbb{E}[\mathbf{Y}_{\text{pre}, \mathcal{I}^{(d)}}])$, where k is defined as in (7). Then, conditioned on \mathcal{E} ,*

$$\hat{\theta}_n^{(d)} - \theta_n^{(d)} = O_p \left(\frac{1}{T_0^{1/4}} + \frac{\|\tilde{w}^{(n,d)}\|_2}{\sqrt{T_1}} + \frac{C(\|\tilde{w}^{(n,d)}\|_1) \sqrt{\log(T_0 N_d)}}{\min\{\sqrt{T_0}, \sqrt{N_d}\}} \right).$$

4.4. Asymptotic Normality

Below, we establish that our estimate is asymptotically normal around the true causal parameter. We then show how to use this result to construct confidence intervals.

THEOREM 4.2: *For a given unit-intervention pair (n, d) , let the setup of Theorem 4.1 hold. Suppose (i) $T_0, T_1, N_d \rightarrow \infty$; (ii) $(C(\|\tilde{w}^{(n,d)}\|_2))^2 \log(T_0 N_d) = o(\min\{T_0, N_d\})$; (iii)*

$$T_1 = o\left(\min\left\{\sqrt{T_0}, \frac{\min\{T_0, N_d\}}{(C(\|\tilde{w}^{(n,d)}\|_1))^2 \log(T_0 N_d)}\right\}\right). \quad (9)$$

Then, conditioned on \mathcal{E} , $\sqrt{T_1}(\hat{\theta}_n^{(d)} - \theta_n^{(d)}) \xrightarrow{d} \mathcal{N}(0, \sigma^2 \text{plim}\|\tilde{w}^{(n,d)}\|_2^2)$.

Interpretation. Ignoring dependencies on log factors and $\tilde{w}^{(n,d)}$, Theorem 4.2 establishes that if $T_1 = o(\min\{\sqrt{T_0}, N_d\})$, then $\hat{\theta}_n^{(d)}$ is asymptotically normally distributed around $\theta_n^{(d)}$. Effectively, this condition restricts the number of post-intervention (testing) measurements T_1 from growing too quickly with respect to the number of pre-intervention (training) measurements T_0 and the size of the donor subgroup N_d .

We note that the asymptotic variance scales with σ^2 and $\|\tilde{w}^{(n,d)}\|_2^2$. Recall that the former represents the variance of ε_{tn} across all (t, n) , while the latter measures the size of the projection of $w^{(n,d)}$ onto the rowspace of $\mathbb{E}[\mathbf{Y}_{\text{pre}, \mathcal{I}(d)}]$. Thus, the asymptotic variance scales with the underlying “model complexity” of the latent factors, given by $\text{rank}(\mathbb{E}[\mathbf{Y}_{\text{pre}, \mathcal{I}(d)}])$, which can be much smaller than the ambient dimension N_d .

4.4.1. Constructing Confidence Intervals

To construct confidence intervals, we require an estimate for the asymptotic variance. Consistent with standard practice, we estimate σ^2 using the pre-intervention error:

$$\hat{\sigma}^2 = \frac{1}{T_0} \|\mathbf{Y}_{\text{pre}, n} - \mathbf{Y}_{\text{pre}, \mathcal{I}(d)} \hat{w}^{(n,d)}\|_2^2. \quad (10)$$

We justify this estimator through the following lemma.

LEMMA 4.4: *Let Assumptions 1 to 7 hold. Suppose $k = \text{rank}(\mathbb{E}[\mathbf{Y}_{\text{pre}, \mathcal{I}(d)}])$, where k is defined as in (7). Then conditioned on \mathcal{E} ,*

$$\hat{\sigma}^2 - \sigma^2 = O_p\left(\frac{1}{\sqrt{T_0}} + \frac{\|\tilde{w}^{(n,d)}\|_1^2 \log(T_0 N_d)}{\min\{T_0, N_d\}}\right).$$

Recall from Lemma 4.3 that we can estimate $\|\tilde{w}^{(n,d)}\|_2$ from $\|\hat{w}^{(n,d)}\|_2$. Hence, $\hat{\sigma}\|\hat{w}^{(n,d)}\|_2$ is an accurate estimate of $\sigma\|\tilde{w}^{(n,d)}\|_2$. Coupling this estimator with Theorem

4.2, we can then create confidence intervals for the causal parameter in a straightforward manner. For example, a 95% confidence interval is given by

$$\theta_n^{(d)} \in \left[\hat{\theta}_n^{(d)} \pm \frac{1.96 \cdot \hat{\sigma} \|\hat{w}^{(n,d)}\|_2}{\sqrt{T_1}} \right].$$

We empirically assess the “tightness” of this confidence interval in Section 6.2.

5. SI ROBUSTNESS CHECK: SUBSPACE INCLUSION HYPOTHESIS TEST

A key condition that enables our theoretical results in Section 4 is Assumption 8. Below, we provide a data-driven hypothesis test to check when this condition holds.

Additional notation. Recall $r_{\text{pre}} = \text{rank}(\mathbb{E}[\mathbf{Y}_{\text{pre}, \mathcal{I}^{(d)}}])$, and let $r_{\text{post}} = \text{rank}(\mathbb{E}[\mathbf{Y}_{\text{post}, \mathcal{I}^{(d)}}])$. Recall $\mathbf{V}_{\text{pre}} \in \mathbb{R}^{N_d \times r_{\text{pre}}}$ denotes the right singular vectors of $\mathbb{E}[\mathbf{Y}_{\text{pre}, \mathcal{I}^{(d)}}]$; analogously, define $\mathbf{V}_{\text{post}} \in \mathbb{R}^{N_d \times r_{\text{post}}}$ with respect to $\mathbb{E}[\mathbf{Y}_{\text{post}, \mathcal{I}^{(d)}}]$. Let $\hat{\mathbf{V}}_{\text{pre}} \in \mathbb{R}^{N_d \times r_{\text{pre}}}$ and $\hat{\mathbf{V}}_{\text{post}} \in \mathbb{R}^{N_d \times r_{\text{post}}}$ denote their respective estimates, which are constructed from the top r_{pre} and r_{post} right singular vectors of $\mathbf{Y}_{\text{pre}, \mathcal{I}^{(d)}}$ and $\mathbf{Y}_{\text{post}, \mathcal{I}^{(d)}}$, respectively.

5.1. Hypothesis Test

Consider the following two hypotheses:

$$H_0 : \text{span}(\mathbf{V}_{\text{post}}) \subseteq \text{span}(\mathbf{V}_{\text{pre}}) \quad \text{and} \quad H_1 : \text{span}(\mathbf{V}_{\text{post}}) \not\subseteq \text{span}(\mathbf{V}_{\text{pre}}).$$

We define the test statistic as $\hat{\tau} = \|(\mathbf{I} - \hat{\mathbf{V}}_{\text{pre}} \hat{\mathbf{V}}_{\text{pre}}') \hat{\mathbf{V}}_{\text{post}}\|_F^2$. This yields the following test: for any significance level $\alpha \in (0, 1)$,

$$\text{Retain } H_0 \text{ if } \hat{\tau} \leq \tau(\alpha) \quad \text{and} \quad \text{Reject } H_0 \text{ if } \hat{\tau} > \tau(\alpha).$$

Here, $\tau(\alpha)$ is the critical value, which we define for some absolute constant $C \geq 0$:

$$\tau(\alpha) = \frac{C\sigma^2 r_{\text{post}} \phi_{\text{pre}}^2(\alpha/2)}{s_{r_{\text{pre}}}^2} + \frac{C\sigma^2 r_{\text{post}} \phi_{\text{post}}^2(\alpha/2)}{s_{r_{\text{post}}}^2} + \frac{C\sigma r_{\text{post}} \phi_{\text{pre}}(\alpha/2)}{s_{r_{\text{pre}}}}, \quad (11)$$

where $\phi_{\text{pre}}(a) = \sqrt{T_0} + \sqrt{N_d} + \sqrt{\log(1/a)}$; $\phi_{\text{post}}(a) = \sqrt{T_1} + \sqrt{N_d} + \sqrt{\log(1/a)}$; and s_ℓ, ς_ℓ are the ℓ -th singular values of $\mathbb{E}[\mathbf{Y}_{\text{pre}, \mathcal{I}^{(d)}}]$ and $\mathbb{E}[\mathbf{Y}_{\text{post}, \mathcal{I}^{(d)}}]$, respectively.

5.2. Type I and Type II Error Guarantees

Given our choice of $\hat{\tau}$ and $\tau(\alpha)$, we control both Type I and Type II errors of our test.

THEOREM 5.1: *Let Assumptions 1, 2, 4, 5 hold. Fix any $\alpha \in (0, 1)$. Then conditioned on \mathcal{E} , the Type I error is bounded as $\mathbb{P}(\hat{\tau} > \tau(\alpha) | H_0) \leq \alpha$. To bound the Type II error, suppose that the choice of C , given in (11), satisfies*

$$r_{\text{post}} > \|\mathbf{V}_{\text{pre}} \mathbf{V}_{\text{pre}}' \mathbf{V}_{\text{post}}\|_F^2 + 2\tau(\alpha) + \frac{C\sigma r_{\text{post}}\phi_{\text{post}}(\alpha/2)}{\varsigma_{r_{\text{post}}}}, \quad (12)$$

which implies H_1 must hold. Then, the Type II error is bounded as $\mathbb{P}(\hat{\tau} \leq \tau(\alpha) | H_1) \leq \alpha$.

A comment on C . The choice of C depends on the underlying distribution of ε_{tn} , and can be made explicit for certain classes of distributions. As an example, Corollary 5.1 specializes Theorem 5.1 to when ε_{tn} are normally distributed.

COROLLARY 5.1: *Consider the setup of Theorem 5.1 with $C = 4$. Let ε_{tn} be normally distributed. Then, $\mathbb{P}(\hat{\tau} > \tau(\alpha) | H_0) \leq \alpha$ and $\mathbb{P}(\hat{\tau} \leq \tau(\alpha) | H_1) \leq \alpha$.*

Corollary 5.2 specializes Theorem 5.1 under Assumption 7.

COROLLARY 5.2: *Let the setup of Theorem 5.1 hold. Suppose Assumption 7 holds. Further, suppose that conditioned on \mathcal{E} , the r_{post} nonzero singular values ς_i of $\mathbb{E}[\mathbf{Y}_{\text{post}, \mathcal{I}(d)}]$ are well-balanced, i.e., $\varsigma_i^2 = \Theta(T_1 N_d / r_{\text{post}})$. Then, $\tau(\alpha) = O\left(\frac{\sqrt{\log(1/\alpha)}}{\min\{\sqrt{T_0}, \sqrt{T_1}, \sqrt{N_d}\}}\right)$.*

Interpretation. We interpret $\hat{\tau}$, $\tau(\alpha)$, and the condition in (12).

$\hat{\tau}$: Consider the noiseless case (i.e., $\varepsilon_{tn} = 0$), where \mathbf{V}_{pre} and \mathbf{V}_{post} are perfectly observed. Conditioned on H_0 , note that $\|(\mathbf{I} - \mathbf{V}_{\text{pre}} \mathbf{V}_{\text{pre}}') \mathbf{V}_{\text{post}}\|_F = 0$, while conditioned on H_1 , $\|(\mathbf{I} - \mathbf{V}_{\text{pre}} \mathbf{V}_{\text{pre}}') \mathbf{V}_{\text{post}}\|_F > 0$. Hence, $\|(\mathbf{I} - \mathbf{V}_{\text{pre}} \mathbf{V}_{\text{pre}}') \mathbf{V}_{\text{post}}\|_F$ serves as a natural test statistic. Since we do not observe these quantities, we use $\hat{\mathbf{V}}_{\text{pre}}$ and $\hat{\mathbf{V}}_{\text{post}}$ as proxies.

$\tau(\alpha)$: Again considering the noiseless case, we note that $\tau(\alpha) = 0$. More generally, if the spectra of $\mathbb{E}[\mathbf{Y}_{\text{pre}, \mathcal{I}(d)}]$ and $\mathbb{E}[\mathbf{Y}_{\text{post}, \mathcal{I}(d)}]$ are well-balanced, then Corollary 5.2 establishes that $\tau(\alpha) = o(1)$, even in the presence of noise. We remark that Corollary 5.1 allows for exact constants in the definition of $\tau(\alpha)$ under the Gaussian noise model.

Condition in (12): We now argue (12) is not a restrictive condition. Conditioned on H_1 , observe that $r_{\text{post}} > \|\mathbf{V}_{\text{pre}} \mathbf{V}_{\text{pre}}' \mathbf{V}_{\text{post}}\|_F^2$ always holds. If Assumption 7 holds and the nonzero singular values of $\mathbb{E}[\mathbf{Y}_{\text{post}, \mathcal{I}^{(d)}}]$ are well-balanced, then the latter two terms on the right-hand side of (12) decay to zero as T_0, T_1, N_d grow.

5.2.1. Computing $\tau(\alpha)$

An exact computation. Computing $\tau(\alpha)$ requires estimating (i) σ^2 ; (ii) $r_{\text{pre}}, r_{\text{post}}$; (iii) $s_{r_{\text{pre}}}, s_{r_{\text{post}}}$. We provide an estimator for σ in (10) and establish its consistency in Lemma 4.4. Further, recall that Lemma 4.1 establishes that the singular values of $\mathbf{Y}_{\text{pre}, \mathcal{I}^{(d)}}$ and $\mathbb{E}[\mathbf{Y}_{\text{pre}, \mathcal{I}^{(d)}}]$ must be close. Thus, we can use the spectra of $\mathbf{Y}_{\text{pre}, \mathcal{I}^{(d)}}$ as a good proxy to estimate r_{pre} and $s_{r_{\text{pre}}}$. Analogous arguments hold for $\mathbf{Y}_{\text{post}, \mathcal{I}^{(d)}}$ with respect to $\mathbb{E}[\mathbf{Y}_{\text{post}, \mathcal{I}^{(d)}}]$.

A practical heuristic. Here, we provide a complementary approach to computing $\tau(\alpha)$ as used in Squires et al. (2020). To build intuition, observe that $\hat{\tau}$ represents the remaining spectral energy of $\hat{\mathbf{V}}_{\text{post}}$ not contained within $\text{span}(\hat{\mathbf{V}}_{\text{pre}})$. Further, we note $\hat{\tau}$ is trivially bounded by r_{post} since the columns of $\hat{\mathbf{V}}_{\text{post}}$ are orthonormal. Thus, one can fix some fraction $\rho \in (0, 1)$ and reject H_0 if $\hat{\tau} \geq \rho \cdot r_{\text{post}}$. In words, if more than ρ fraction of the spectral energy of $\hat{\mathbf{V}}_{\text{post}}$ lies outside the span of $\hat{\mathbf{V}}_{\text{pre}}$, then the alternative test rejects H_0 .

6. SIMULATIONS

In this section, we present illustrative simulations to reinforce our theoretical results.

6.1. Consistency

This section demonstrates our estimator is consistent and the rate of convergence matches our theoretical results (Theorem 4.1). In the process, we show the importance of Assumption 8 in enabling successful estimation of $\theta_n^{(d)}$ in the SI causal framework.

6.1.1. Generative Model for Synthetic Data

Without loss of generality, we consider the binary $D = 2$ setting, i.e., $d \in \{0, 1\}$, where our aim is to estimate $\theta_n^{(1)}$. We let $N_1 = |\mathcal{I}^{(1)}| = 200$ and $r = 15$, where r is defined in Assumption 2. We define the latent unit factors associated with $\mathcal{I}^{(1)}$ as $\mathbf{V}_{\mathcal{I}^{(1)}} \in \mathbb{R}^{N_1 \times r}$ (refer to (1)), where its entries are independently sampled from a standard normal distribution.

Pre-intervention data. We choose $T_0 = 200$ and $r_{\text{pre}} = 10$. We define the latent pre-intervention time factors under control ($d = 0$) as $\mathbf{U}_{\text{pre}}^{(0)} \in \mathbb{R}^{T_0 \times r}$, which is sampled as follows: (i) let $\mathbf{A} \in \mathbb{R}^{T_0 \times r_{\text{pre}}}$, where its entries are independently sampled from a standard normal; (ii) let $\mathbf{Q} \in \mathbb{R}^{r_{\text{pre}} \times (r - r_{\text{pre}})}$, where its entries are first independently sampled from a uniform distribution over $[0, 1]$, and then its columns are normalized to sum to one; (iii) define $\mathbf{U}_{\text{pre}}^{(0)} = [\mathbf{A}, \mathbf{A}\mathbf{Q}]$ as the concatenation of \mathbf{A} and $\mathbf{A}\mathbf{Q}$. By construction, $\mathbf{U}_{\text{pre}}^{(0)}$ has rank r_{pre} w.h.p., which we empirically verify. Next, we define $\mathbb{E}[\mathbf{Y}_{\text{pre}, \mathcal{I}(1)}] = \mathbf{U}_{\text{pre}}^{(0)} \mathbf{V}_{\mathcal{I}(1)}' \in \mathbb{R}^{T_0 \times N_1}$. Again by construction, we note that $\text{rank}(\mathbb{E}[\mathbf{Y}_{\text{pre}, \mathcal{I}(1)}]) = r_{\text{pre}}$ w.h.p., which we empirically verify. We then generate the model $w^{(n,1)} \in \mathbb{R}^{N_1}$ from a multivariate standard normal distribution, and define $\mathbb{E}[Y_{\text{pre}, n}] = \mathbb{E}[\mathbf{Y}_{\text{pre}, \mathcal{I}(1)}] w^{(n,1)} \in \mathbb{R}^{T_0}$.

Post-intervention data. We sample two sets of post-intervention time factors under $d = 1$: one will obey Assumption 8, while the other will violate it. To begin, let $T_1 = 200$. We sample the former set as follows: (i) let $\mathbf{P} \in \mathbb{R}^{T_1 \times T_0}$, where its entries are first independently sampled from a uniform distribution over $[0, 1]$, and then its rows are normalized to sum to one; (ii) define $\mathbf{U}_{\text{post}}^{(1)} = \mathbf{P}\mathbf{U}_{\text{pre}}^{(0)} \in \mathbb{R}^{T_1 \times r}$. We then define $\mathbb{E}[\mathbf{Y}_{\text{post}, \mathcal{I}(1)}] = \mathbf{U}_{\text{post}}^{(1)} \mathbf{V}_{\mathcal{I}(1)}' \in \mathbb{R}^{T_1 \times N_1}$. Next, we generate the latter set as $\mathbf{F}_{\text{post}}^{(1)} \in \mathbb{R}^{T_1 \times r}$, where its entries are independently sampled from a standard normal. Similar to before, we define $\mathbb{E}[\mathbf{Z}_{\text{post}, \mathcal{I}(1)}] = \mathbf{F}_{\text{post}}^{(1)} \mathbf{V}_{\mathcal{I}(1)}' \in \mathbb{R}^{T_1 \times N_1}$. To study the effect of the post-intervention period length, we will treat it as a variable. As such, we define $\mathbb{E}[\mathbf{Y}_{\text{post}, \mathcal{I}(1)}(\rho)] \in \mathbb{R}^{\rho T_1 \times N_1}$ as the first ρT_1 rows of $\mathbb{E}[\mathbf{Y}_{\text{post}, \mathcal{I}(1)}]$, where $\rho \in \{0.1, 0.2, \dots, 1.0\}$. Analogously, we define $\mathbb{E}[\mathbf{Z}_{\text{post}, \mathcal{I}(1)}(\rho)] \in \mathbb{R}^{\rho T_1 \times N_1}$ with respect to $\mathbb{E}[\mathbf{Z}_{\text{post}, \mathcal{I}(1)}]$. For every ρ , we define $\theta_n^{(1)}(\rho)$ using $\mathbb{E}[\mathbf{Y}_{\text{post}, \mathcal{I}(1)}(\rho)]$ and $w^{(n,1)}$, and define $\vartheta_n^{(1)}(\rho)$ using $\mathbb{E}[\mathbf{Z}_{\text{post}, \mathcal{I}(1)}(\rho)]$ and $w^{(n,1)}$.

Interpretation of data generating process. We now motivate the construction of $\mathbb{E}[\mathbf{Y}_{\text{pre}, \mathcal{I}(1)}]$, $\mathbb{E}[\mathbf{Y}_{\text{post}, \mathcal{I}(1)}]$, and $\mathbb{E}[\mathbf{Z}_{\text{post}, \mathcal{I}(1)}]$. Recall that the SI framework allows potential outcomes from different interventions to be sampled from different distributions. As such, we construct $\mathbb{E}[\mathbf{Y}_{\text{post}, \mathcal{I}(1)}]$ and $\mathbb{E}[\mathbf{Z}_{\text{post}, \mathcal{I}(1)}]$ such that they follow a different distribution to that of $\mathbb{E}[\mathbf{Y}_{\text{pre}, \mathcal{I}(1)}]$. This allows us to study when the model learnt using pre-intervention data “generalizes” to a post-intervention regime generated from a different distribution.

To highlight the impact of Assumption 8, we note that by construction, Assumption 8 holds w.h.p. between $\mathbb{E}[\mathbf{Y}_{\text{post}, \mathcal{I}^{(1)}}(\rho)]$ and $\mathbb{E}[\mathbf{Y}_{\text{pre}, \mathcal{I}^{(1)}}]$ for every ρ . In contrast, by construction, $\mathbb{E}[\mathbf{Z}_{\text{post}, \mathcal{I}^{(1)}}] = r$ w.h.p. Notably, since $r_{\text{pre}} < r$, Assumption 8 fails w.h.p. between $\mathbb{E}[\mathbf{Z}_{\text{post}, \mathcal{I}^{(1)}}(\rho)]$ and $\mathbb{E}[\mathbf{Y}_{\text{pre}, \mathcal{I}^{(1)}}]$ for every ρ . We empirically verify all three conditions.

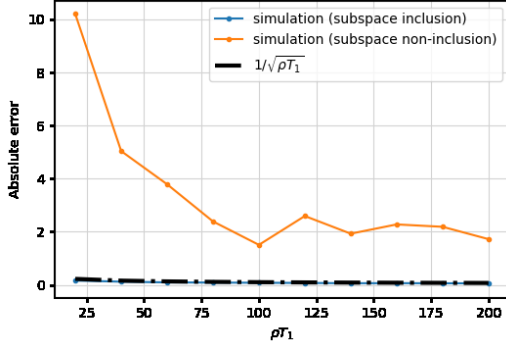
Observations. We generate $Y_{\text{pre}, n}$ and $\mathbf{Y}_{\text{pre}, \mathcal{I}^{(1)}}$ by adding independent noise entries from a normal distribution with mean zero and variance $\sigma^2 = 0.3$ to $\mathbb{E}[Y_{\text{pre}, n}]$ and $\mathbb{E}[\mathbf{Y}_{\text{pre}, \mathcal{I}^{(1)}}]$, respectively. For every ρ , we generate $\mathbf{Y}_{\text{post}, \mathcal{I}^{(1)}}(\rho)$ and $\mathbf{Z}_{\text{post}, \mathcal{I}^{(1)}}(\rho)$ by applying the same additive noise model to $\mathbb{E}[\mathbf{Y}_{\text{post}, \mathcal{I}^{(1)}}(\rho)]$ and $\mathbb{E}[\mathbf{Z}_{\text{post}, \mathcal{I}^{(1)}}(\rho)]$, respectively.

Verifying assumptions. We note that our data generating process ensures that Assumptions 1, 4, 5 hold. In addition, we empirically verify Assumptions 6 and 7. Further, for Assumption 2, we note that our pre- and post-intervention (expected) potential outcomes associated with $\mathcal{I}^{(1)}$ were all generated using $\mathbf{V}_{\mathcal{I}^{(1)}}$; thus, their variations only arise due to the sampling procedure for their respective latent time-intervention factors. Given that $\mathbb{E}[Y_{\text{pre}, n}]$, $\theta_n^{(1)}(\rho)$, and $\vartheta_n^{(1)}(\rho)$ were all defined using $w^{(n, 1)}$, Assumption 3 holds.

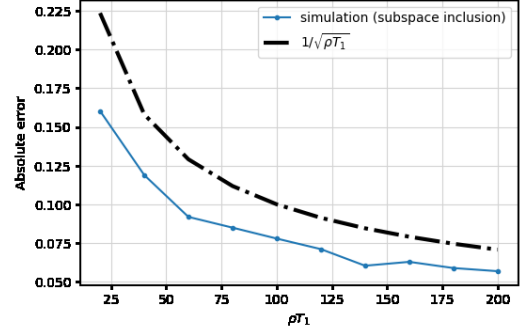
6.1.2. Results

We perform 100 iterations for each ρ . The potential outcomes, $\mathbb{E}[Y_{\text{pre}, n}]$, $\mathbb{E}[\mathbf{Y}_{\text{pre}, \mathcal{I}^{(1)}}]$, $\mathbb{E}[\mathbf{Y}_{\text{post}, \mathcal{I}^{(1)}}(\rho)]$, $\mathbb{E}[\mathbf{Z}_{\text{post}, \mathcal{I}^{(1)}}(\rho)]$, are fixed, but the idiosyncratic shocks are re-sampled every iteration to yield new (random) outcomes. For each iteration, we use $(Y_{\text{pre}, n}, \mathbf{Y}_{\text{pre}, \mathcal{I}^{(1)}})$ to learn $\hat{w}^{(n, 1)}$, as given by (7). Then, we use $\mathbf{Y}_{\text{post}, \mathcal{I}^{(1)}}(\rho)$ and $\hat{w}^{(n, 1)}$ to yield $\hat{\theta}_n^{(1)}(\rho)$, as given by (8). Similarly, we use $\mathbf{Z}_{\text{post}, \mathcal{I}^{(1)}}(\rho)$ and $\hat{w}^{(n, 1)}$ to yield $\hat{\vartheta}_n^{(1)}(\rho)$. The mean absolute errors (MAEs), $|\hat{\theta}_n^{(1)}(\rho) - \theta_n^{(1)}(\rho)|$ and $|\hat{\vartheta}_n^{(1)}(\rho) - \vartheta_n^{(1)}(\rho)|$, are plotted in Figure 4.

As the figure shows, the MAE of $\hat{\theta}_n^{(1)}(\rho)$ decays as the post-intervention period ρT_1 increases. Moreover, given the choice of $T_0 = N_d$, the error effectively scales as $O_p(1/\sqrt{\rho T_1})$, which matches the implication of Theorem 4.1. Meanwhile, the MAE of $\hat{\vartheta}_n^{(1)}(\rho)$ is not only roughly eight times larger, but also does not decrease with ρT_1 . This simulation demonstrates that the estimator described in Section 3 produces a consistent estimate of the underlying causal parameter if Assumptions 1 to 8 hold, and also highlights the importance of Assumption 8 in enabling accurate estimation.



(a) Mean absolute errors when Assumption 8 holds (blue) and fails (orange).



(b) Zoomed-in plot of mean absolute error when Assumption 8 holds.

FIGURE 4.—Plot of mean absolute errors when Assumption 8 holds (blue) and fails (orange) across 100 iterations for every ρ , which corresponds to different post-intervention lengths. The error decays as $O_p(1/\sqrt{\rho T_1})$ when Assumption 8 holds, as implied by Theorem 4.1, but does not decay when Assumption 8 fails.

6.2. Asymptotic Normality Part I

In this section, we demonstrate that our estimate $\hat{\theta}_n^{(d)}$ is very well-approximated by a Gaussian or Normal distribution centered around $\theta_n^{(d)}$, even if the pre- and post-intervention potential outcomes follow different distributions.

6.2.1. Generative Model for Synthetic Data

Again, we consider the binary $D = 2$ intervention model. Our interest is in estimating $\theta_n^{(d)}$ for $d \in \{0, 1\}$. Our data generating process will be such that when $d = 0$, the pre- and post-intervention potential outcomes will obey the same distribution, and when $d = 1$, they will obey different distributions. Nevertheless, we will use a single learned model to “generalize” to both post-intervention settings. As such, we will consider a single donor subgroup, but allow them to “undergo” two different interventions during the post-intervention phase. That is, $\mathcal{I}^{(0)} = \mathcal{I}^{(1)}$ with $N_0 = N_1 = 400$. Choosing $r = 15$, we define $\mathbf{V} = \mathbf{V}_{\mathcal{I}^{(0)}} = \mathbf{V}_{\mathcal{I}^{(1)}} \in \mathbb{R}^{N_0 \times r}$, where its entries are independently sampled from a standard normal. We stress that the same latent unit factors are used for both $\mathcal{I}^{(0)}$ and $\mathcal{I}^{(1)}$.

Pre-intervention data. We choose $T_0 = 400$, and define the latent pre-intervention time factors under control as $\mathbf{U}_{\text{pre}}^{(0)} \in \mathbb{R}^{T_0 \times r}$, where its entries are sampled independently from a standard normal. Next, we define $\mathbb{E}[\mathbf{Y}_{\text{pre}, \mathcal{I}^{(0)}}] = \mathbb{E}[\mathbf{Y}_{\text{pre}, \mathcal{I}^{(1)}}] = \mathbf{U}_{\text{pre}}^{(0)} \mathbf{V}' \in \mathbb{R}^{T_0 \times N_0}$. By construction, $\text{rank}(\mathbb{E}[\mathbf{Y}_{\text{pre}, \mathcal{I}^{(0)}}]) = r$ w.h.p., which we empirically verify. We then generate the model $w^{(n,0)} = w^{(n,1)} \in \mathbb{R}^{N_0}$ from a standard normal, and define $\mathbb{E}[Y_{\text{pre},n}] = \mathbb{E}[\mathbf{Y}_{\text{pre}, \mathcal{I}^{(0)}}] w^{(n,0)} \in \mathbb{R}^{T_0}$. We define $\tilde{w}^{(n,0)} = \tilde{w}^{(n,1)} = \mathbb{E}[\mathbf{Y}_{\text{pre}, \mathcal{I}^{(0)}}]^\dagger \mathbb{E}[Y_{\text{pre},n}]$, where \dagger is the pseudo-inverse. Thus, the pre-intervention data associated with $\mathcal{I}^{(0)}$ and $\mathcal{I}^{(1)}$ are identical.

Post-intervention data. We choose $T_1 = 20$, and generate post-intervention time factors under $d = 0$ and $d = 1$. For $d = 0$, we define $\mathbf{U}_{\text{post}}^{(0)} \in \mathbb{R}^{T_1 \times r}$, where its entries are independently sampled from a standard normal. For $d = 1$, we define $\mathbf{U}_{\text{post}}^{(1)} \in \mathbb{R}^{T_1 \times r}$, where its entries are independently sampled uniformly over $[-\sqrt{3}, \sqrt{3}]$. We then define $\mathbb{E}[\mathbf{Y}_{\text{post}, \mathcal{I}^{(0)}}] = \mathbf{U}_{\text{post}}^{(0)} \mathbf{V}' \in \mathbb{R}^{T_1 \times N_0}$ and $\mathbb{E}[\mathbf{Y}_{\text{post}, \mathcal{I}^{(1)}}] = \mathbf{U}_{\text{post}}^{(1)} \mathbf{V}' \in \mathbb{R}^{T_1 \times N_1}$. We highlight again that both sets of potential outcomes use the same latent unit factors, and only differ in their post-intervention latent time factors to emulate different interventions. Finally, we define $\theta_n^{(d)}$ using $\mathbb{E}[\mathbf{Y}_{\text{post}, \mathcal{I}^{(d)}}]$ and $w^{(n,d)}$ for $d \in \{0, 1\}$, and re-emphasize $w^{(n,0)} = w^{(n,1)}$.

Interpretation of data generating process. We note $\mathbb{E}[\mathbf{Y}_{\text{pre}, \mathcal{I}^{(0)}}]$ and $\mathbb{E}[\mathbf{Y}_{\text{post}, \mathcal{I}^{(0)}}]$ obey the same distribution to reflect that both sets of potential outcomes are associated with control. In contrast, $\mathbb{E}[\mathbf{Y}_{\text{pre}, \mathcal{I}^{(1)}}]$ and $\mathbb{E}[\mathbf{Y}_{\text{post}, \mathcal{I}^{(1)}}]$ follow different distributions to reflect that the pre- and post-intervention potential outcomes are associated with different interventions; the former with $d = 0$ and the latter with $d = 1$. However, by construction, both $\mathbb{E}[\mathbf{Y}_{\text{post}, \mathcal{I}^{(0)}}]$ and $\mathbb{E}[\mathbf{Y}_{\text{post}, \mathcal{I}^{(1)}}]$ satisfy Assumption 8 with respect to $\mathbb{E}[\mathbf{Y}_{\text{pre}, \mathcal{I}^{(1)}}]$ w.h.p., which we empirically verify. Further, note the mean and variance of $\mathbb{E}[\mathbf{Y}_{\text{post}, \mathcal{I}^{(0)}}]$, $\mathbb{E}[\mathbf{Y}_{\text{post}, \mathcal{I}^{(1)}}]$ are identical.

Observations. We generate $Y_{\text{pre},n}$ and $\mathbf{Y}_{\text{pre}, \mathcal{I}^{(0)}} = \mathbf{Y}_{\text{pre}, \mathcal{I}^{(1)}}$ by adding independent noise from a normal distribution with mean zero and variance $\sigma^2 = 0.5$ to $\mathbb{E}[Y_{\text{pre},n}]$ and $\mathbb{E}[\mathbf{Y}_{\text{pre}, \mathcal{I}^{(0)}}] = \mathbb{E}[\mathbf{Y}_{\text{pre}, \mathcal{I}^{(1)}}]$, respectively. We generate $\mathbf{Y}_{\text{post}, \mathcal{I}^{(d)}}$ by applying the same additive noise model to $\mathbb{E}[\mathbf{Y}_{\text{post}, \mathcal{I}^{(d)}}]$ for $d \in \{0, 1\}$.

Verifying assumptions. As before, Assumptions 1 to 7 hold by construction.

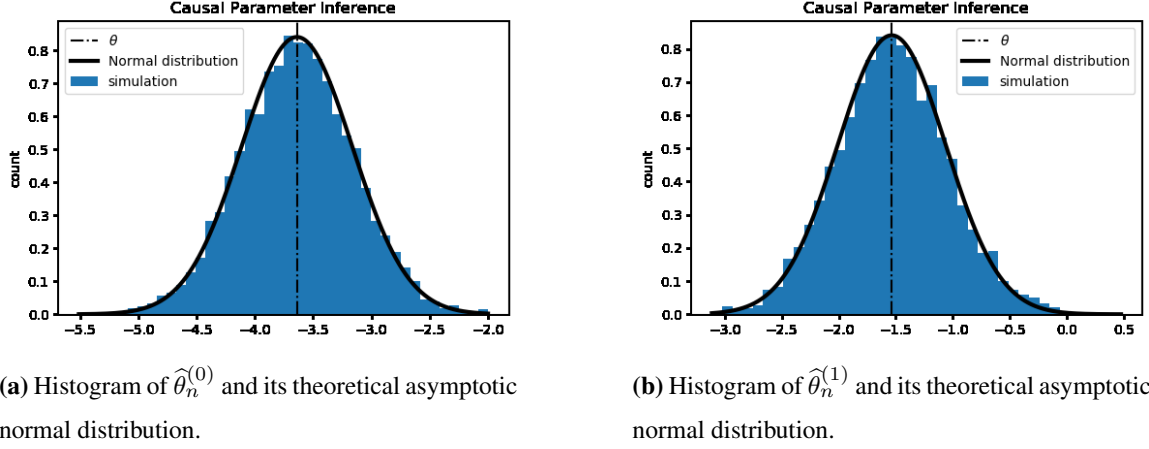


FIGURE 5.—In 5a, the pre- and post-intervention potential outcomes follow the same distribution. In 5b, the pre- and post-intervention potential outcomes follow different distributions. Regardless, the estimates in 5a and 5b are normally distributed around the true causal parameter, as predicted by Theorem 4.2.

6.2.2. Results

For each $d \in \{0, 1\}$, we perform 5000 iterations, where $\mathbb{E}[Y_{\text{pre},n}]$, $\mathbb{E}[\mathbf{Y}_{\text{pre},\mathcal{I}^{(0)}}]$, $\mathbb{E}[\mathbf{Y}_{\text{post},\mathcal{I}^{(0)}}]$, and $\mathbb{E}[\mathbf{Y}_{\text{post},\mathcal{I}^{(1)}}]$ are fixed throughout, but the idiosyncratic shocks are re-sampled to generate new (random) outcomes. Within each iteration, we first use $(Y_{\text{pre},n}, \mathbf{Y}_{\text{pre},\mathcal{I}^{(0)}})$ to fit $\hat{w}^{(n,0)}$, as in (7). Since the pre-intervention observations are identical across d , we highlight that $\hat{w}^{(n,1)} = \hat{w}^{(n,0)}$. Next, we use $\mathbf{Y}_{\text{post},\mathcal{I}^{(d)}}$ and $\hat{w}^{(n,0)}$ to yield $\hat{\theta}_n^{(d)}$ for each $d \in \{0, 1\}$, as in (8). In other words, we learn a single model $\hat{w}^{(n,0)}$ and apply it to two different post-intervention outcomes, $\mathbf{Y}_{\text{post},\mathcal{I}^{(0)}}$ and $\mathbf{Y}_{\text{post},\mathcal{I}^{(1)}}$.

We display the histogram of estimates in Figure 5. As implied by Theorem 4.2, the histograms in Figures 5a and 5b are very well-approximated by a normal distribution with mean $\theta_n^{(d)}$ and variance $(1/\sqrt{T_1})\sigma^2\|\tilde{w}^{(n,d)}\|_2^2$ for $d \in \{0, 1\}$. We stress that the asymptotic variance is identical in both cases since $\tilde{w}^{(n,0)} = \tilde{w}^{(n,1)}$, but the means $\theta_n^{(d)}$ are different. These figures demonstrate that even if the pre- and post-intervention potential outcomes follow different distributions, our estimates remain normally distributed around the true causal parameter. In summary, these simulations show that under the SI framework, it is feasible to learn $\hat{w}^{(n,d)}$ under one intervention setting (e.g., control), and then transfer the learned model to a different intervention regime, which may obey a different distribution.

6.3. Asymptotic Normality Part II

Next, we show $\hat{\theta}_n^{(d)}$ is non-trivially biased when Assumption 8 fails.

6.3.1. Generative Model for Synthetic Data

We continue analyzing the binary $D = 2$ intervention model. We let $N_1 = 400, r = 15$, and generate $\mathbf{V}_{\mathcal{I}(1)} \in \mathbb{R}^{N_1 \times r}$ by independently sampling its entries from a standard normal.

Pre-intervention data. We choose $T_0 = 400$ and $r_{\text{pre}} = 12$. We construct $\mathbb{E}[\mathbf{Y}_{\text{pre}, \mathcal{I}(1)}]$ using $\mathbf{V}_{\mathcal{I}(1)}$ identically to that in Section 6.1.1, such that $\text{rank}(\mathbb{E}[\mathbf{Y}_{\text{pre}, \mathcal{I}(1)}]) = r_{\text{pre}}$ w.h.p., which we empirically verify. As before, we generate $w^{(n,1)} \in \mathbb{R}^{N_1}$ from a standard normal and define $\mathbb{E}[Y_{\text{pre}, n}] = \mathbb{E}[\mathbf{Y}_{\text{pre}, \mathcal{I}(1)}]w^{(n,1)} \in \mathbb{R}^{T_0}$, as well as $\tilde{w}^{(n,1)} = \mathbb{E}[\mathbf{Y}_{\text{pre}, \mathcal{I}(1)}]^\dagger \mathbb{E}[Y_{\text{pre}, n}]$.

Post-intervention data. We choose $T_1 = 20$, and define the post-intervention time factors under $d = 1$ as $\mathbf{U}_{\text{post}}^{(1)} \in \mathbb{R}^{T_1 \times r}$, where its entries are sampled independently from a standard normal. Next, we define $\mathbb{E}[\mathbf{Y}_{\text{post}, \mathcal{I}(1)}] = \mathbf{U}_{\text{post}}^{(1)} \mathbf{V}_{\mathcal{I}(1)}' \in \mathbb{R}^{T_1 \times N_1}$. By construction, $\text{rank}(\mathbb{E}[\mathbf{Y}_{\text{post}, \mathcal{I}(1)}]) = r$ w.h.p., which we empirically verify. Since $r_{\text{pre}} < r$, Assumption 8 fails between $\mathbb{E}[\mathbf{Y}_{\text{pre}, \mathcal{I}(1)}]$ and $\mathbb{E}[\mathbf{Y}_{\text{post}, \mathcal{I}(1)}]$. We define $\theta_n^{(1)}$ using $\mathbb{E}[\mathbf{Y}_{\text{post}, \mathcal{I}(1)}]$ and $w^{(n,1)}$.

Observations. We generate $Y_{\text{pre}, n}$ and $\mathbf{Y}_{\text{pre}, \mathcal{I}(1)}$ by adding independent noise from a normal distribution with mean zero and variance $\sigma^2 = 0.5$ to $\mathbb{E}[Y_{\text{pre}, n}]$ and $\mathbb{E}[\mathbf{Y}_{\text{pre}, \mathcal{I}(1)}]$, respectively. We generate $\mathbf{Y}_{\text{post}, \mathcal{I}(1)}$ by applying the same noise model to $\mathbb{E}[\mathbf{Y}_{\text{post}, \mathcal{I}(1)}]$.

Verifying assumptions. As before, Assumptions 1 to 7 hold by construction.

6.3.2. Results

We perform 5000 iterations, where $\mathbb{E}[Y_{\text{pre}, n}]$, $\mathbb{E}[\mathbf{Y}_{\text{pre}, \mathcal{I}(1)}]$, $\mathbb{E}[\mathbf{Y}_{\text{post}, \mathcal{I}(1)}]$ are fixed, but the shocks are re-sampled. In each iteration, we use $(Y_{\text{pre}, n}, \mathbf{Y}_{\text{pre}, \mathcal{I}(1)})$ to fit $\hat{w}^{(n,1)}$, and then use $\mathbf{Y}_{\text{post}, \mathcal{I}(1)}$ and $\hat{w}^{(n,1)}$ to yield $\hat{\theta}_n^{(1)}$. The resulting histogram is displayed in Figure 6. Unlike Figure 5, the histogram is not well-approximated by the normal distribution with mean $\theta_n^{(1)}$ and variance $(1/\sqrt{T_1})\sigma^2\|\tilde{w}^{(n,1)}\|_2^2$, but has non-trivial bias. This reinforces the phenomena observed in Figure 4 and the importance of Assumption 8 for successful inference.

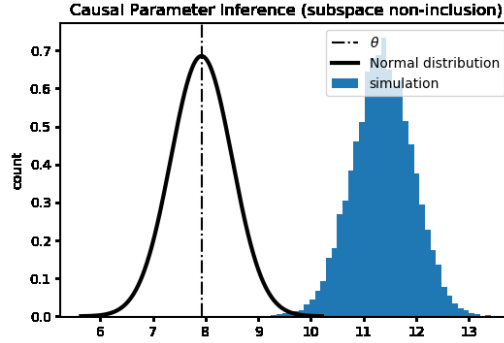


FIGURE 6.—Histogram of $\hat{\theta}_n^{(1)}$ and its theoretical asymptotic normal distribution. Since Assumption 8 fails in this context, it follows that the theoretical distribution does not fit the histogram.

7. EMPIRICS

We consider a case study exploring the effect of different discount strategies to increase user engagement in an A/B testing framework for a large e-commerce company, which we anonymize due to privacy considerations. Our results suggest the SI causal framework offers a useful perspective towards designing *data-efficient* A/B testing or randomized control trial (RCT). In particular, the SI framework allows one to selectively run a small number of experiments, yet estimate a personalized policy for each unit enrolled in the RCT.

Background. The company segmented its users into 25 groups (units), with approximately 10000 individual users per group, based on the historical time and money spent by a user on the platform. The aim of the company was to learn how different discount strategies (interventions) changed the engagement of each of the 25 user groups. The strategies were 10%, 30%, and 50% discounts over the regular subscription cost (control).

The A/B test was performed by *randomly* partitioning users in each of the 25 user groups into 4 subgroups; these subgroups corresponded to either one of the 3 discount strategies or a control group that received a 0% discount. User engagement in these 100 subgroups (25 user groups multiplied by 4 discount strategies) was measured daily over 8 days.

Suitability of case study. We highlight that this web A/B testing case study is particularly suited to validate the SI framework as we observe the engagement levels of each customer group under each of the three discounts and control, i.e., for each customer group,

we observe all four “counterfactual” trajectories. As such, we have access to all potential outcomes, which we encode into a tensor $\mathbf{Y} = [\mathbf{Y}_{tn}^{(d)}] \in \mathbb{R}^{8 \times 25 \times 4}$, where each slice $\mathbf{Y}^{(d)} \in \mathbb{R}^{8 \times 25}$ is a matrix of potential outcomes under discount d .

We now argue that the operating assumptions in this work likely hold for this case study. First, Assumption 1 likely holds since the same discount d was applied to every subgroup of users within $\mathcal{I}^{(d)}$ and the discount one customer receives is unlikely to have an effect on another customer. Next, we re-emphasize the discounts were randomly assigned; hence, Assumption 4 holds (see the discussion in Section 2 for details). Moreover, the engagement levels were bounded, which implies Assumptions 5 and 6 hold.

To ensure Assumptions 2, 3, and 7 hold, we study the spectral profile of the tensor \mathbf{Y} . Specifically, we inspect the spectra of the mode-1 and mode-2 unfoldings of \mathbf{Y} , shown in Figure 7, to measure r (given in Assumption 2). A mode-1 unfolding of \mathbf{Y} results in a $8 \times (25 \times 4)$ matrix created by a column-wise concatenation of the columns of $\{\mathbf{Y}^{(d)}\}$, while the latter is the $25 \times (8 \times 4)$ matrix resulting from the column-wise concatenation of the transposed rows of $\{\mathbf{Y}^{(d)}\}$. By Proposition 1 of Farias and Li (2019), the maximum rank of the two mode unfoldings provides an upper bound to r . Since over 99% of the spectral energy is captured by the top two singular values in both cases, $r \lesssim 2$ and hence Assumption 2 is likely valid; more specifically, this implies that \mathbf{Y} has a low canonical polyadic tensor rank, which then implies Assumption 2 (see Section 9.2 for details). As discussed in Section 2.1, this also suggests that Assumption 3 likely holds since r is much smaller than $N = 25$. Finally, the clear “elbow” points in both Figures 7a and 7b suggest that Assumption 7 likely holds. We verify Assumption 8 in Section 7.2 below.

7.1. Experimental Setup

Pre- and post-intervention periods. For each of the 25 user groups, we denote the 8 day user engagement trajectories of the subgroups associated with control as the pre-intervention period. Correspondingly, for each of the 25 user groups, we denote the 8 day user engagement trajectories associated with the 10%, 30%, and 50% discount coupons as the post-intervention period.

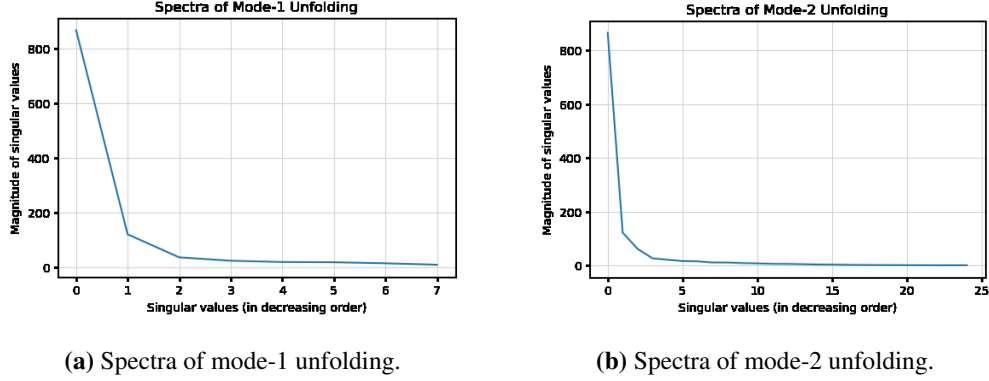


FIGURE 7.—In both 7a and 7b, the top two singular values capture more than 99% of the spectral energy.

Choosing donor groups for each intervention. To simulate a *data-efficient* RCT, we randomly partition the 25 user groups into three clusters, denoted as user groups 1-8, 9-16, and 17-25. For the 10% discount coupon strategy, we choose user groups 1-8 as our donor pool, and user groups 9-25 as our collection of targets, i.e., we observe the post-intervention data under said discount for groups 1-8, but hold out the corresponding data for groups 9-25. In other words, the SI estimator does not get to observe the trajectories of groups 9-25 under a 10% discount. Using the observed trajectories of user groups 1-8, we separately apply the SI estimator to create unique synthetic user engagement trajectories for each of the 9-25 user groups under a 10% discount. We use the metric given by (13) to compare our estimates against the actual trajectories for user groups 9-25 under a 10% discount. Analogously, we utilize user groups 9-16 and 17-25 as our donor groups for the 30% and 50% discounts, respectively. See Figure 8b for a visual depiction of the set of experiments/observations the SI estimator uses to make predictions.

Quantifying counterfactual prediction accuracy. To quantify the accuracy of SI's counterfactual predictions, we need a meaningful baseline to compare against. To that end, we use the following squared error metric for any (n, d) pair:

$$\text{SE}_n^{(d)} = 1 - \frac{(\theta_n^{(d)} - \hat{\theta}_n^{(d)})^2}{(\theta_n^{(d)} - (1/N_d) \sum_{j \in \mathcal{I}^{(d)}} Y_{tj})^2}. \quad (13)$$

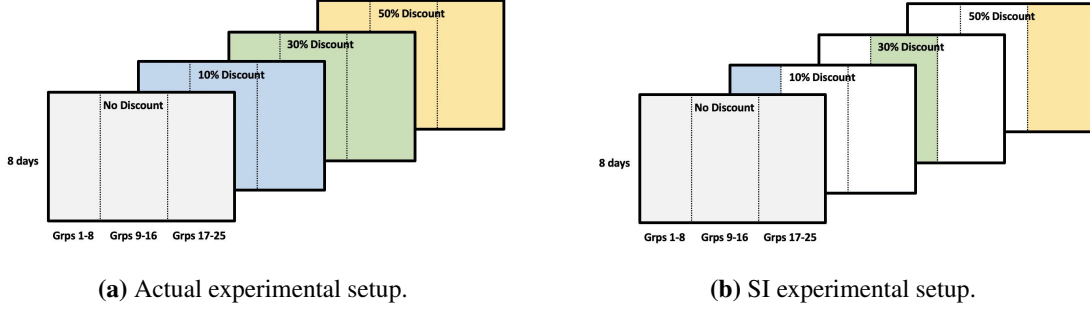


FIGURE 8.—Experimental setups for the e-commerce A/B testing case study. Observations are represented by colored blocks while unobservable counterfactuals (held-out test sets) are represented by white blocks.

In words, the numerator on the right-hand side of (13) represents the squared error associated with the SI estimate $\hat{\theta}_n^{(d)}$. We coin the denominator, $(1/N_d) \sum_{j \in \mathcal{I}^{(d)}} Y_{tj}$, as the “RCT estimator”; this is the average outcome across all units within subgroup $\mathcal{I}^{(d)}$ over the post-intervention period. If the units in a RCT are indeed homogeneous (i.e., they react similarly to intervention d), then the RCT estimator will be a good predictor of $\theta_n^{(d)}$. Therefore, $\text{SE}_n^{(d)} > 0$ indicates the success of the SI estimator over the RCT baseline. Therefore, (13) can be interpreted as a modified R^2 statistic with respect to a RCT baseline. In effect, the $\text{SE}_n^{(d)}$ captures the gain by “personalizing” the prediction to the target unit using SI over the natural baseline of taking the average outcome over $\mathcal{I}^{(d)}$.

7.2. Results and Takeaways

Under the setup above, we apply SI to produce the synthetic “counterfactual” trajectories under the three discounts. We evaluate the accuracy under the 10% discount using only the estimated trajectories of user groups 9-25 (since user groups 1-8 are our donors). Similarly, we use the estimated trajectories of user groups 1-8 and 17-25 for the 30% discount, and user groups 1-16 for the 50% discount. To mitigate the effects of randomness, we repeat this procedure 100 times. Within each iteration, we randomly sample a permutation of the 25 user groups to create different sets of donors (i.e., groups 1-8, 9-16, 17-25).

Empirical results. In Figure 9, we show the hypothesis test results for the three discount strategies, and the median $\text{SE}_n^{(d)}$ across the 25 user groups averaged over all 100 iterations,

denoted as $SE^{(d)}$. The hypothesis test passes for each discount at a significance level of $\alpha = 0.05$ in every iteration, which indicates Assumption 8 likely holds. Across the three discounts, SI achieves an average $SE^{(d)}$ of at least 0.98 and a standard deviation of at most 0.04. In words, the SI estimator far outperforms the RCT estimator. This indicates significant heterogeneity amongst the user groups in how they respond to discounts, and thus warrants the e-commerce company running separate A/B tests for each of the 25 groups.

Intervention	Hypo. Test ($\alpha=0.05$)	$SE^{(d)}$
10% discount	Pass	0.98 ± 0.04
30% discount	Pass	0.99 ± 0.03
50% discount	Pass	0.99 ± 0.01

FIGURE 9.—Hypothesis test and prediction accuracy results for SI in e-commerce A/B testing case study.

Takeaway: SI enables data-efficient RCTs. In this A/B testing framework, the e-commerce company implemented a total of 100 distinct experiments—one experiment for each of the 25 user groups under each of the 4 interventions (0%, 10%, 30%, and 50% discounts). In contrast, the SI framework only required observations from 50 experiments to produce the estimated post-intervention trajectories. In particular, SI utilized two experiments for each of the 25 user groups: one in the pre-intervention period (under 0% discount) and one in the post-intervention period (under exactly one of the 10%, 30%, 50% discounts). See Figure 8a for a visual depiction of the experiments conducted by the e-commerce company in comparison to what is required by SI, shown in Figure 8b.

More generally, with N units and D interventions, an RCT requires $N \times D$ experiments to estimate the optimal “personalized” intervention for every unit. Meanwhile, under Assumptions 1 to 8, SI requires $2N$ experiments as follows: in the first N experiments, all units are under the same intervention regime, say control ($d = 0$); next, divide all N units into D partitions each of size N/D , and assign intervention d to units in the d -th partition, which leads to another N experiments. Crucially, the number of required experiments does not scale with D , which becomes significant as the number of interventions, i.e., level of personalization, grows. Also, if pre-intervention data is already being collected, which is common in many settings (e.g., this e-commerce case study), then SI only requires running N experiments. This can be significant when experimentation is costly (e.g., clinical trials).

8. COMPARISON OF SI CAUSAL FRAMEWORK WITH LITERATURE

Broadly speaking, our work belongs to the panel data literature, where one collects multiple measurements for each unit often over time. Given the breadth of this literature, a variety of causal frameworks and associated estimation procedures have been proposed. In this section, we compare the SI causal framework with related works considered in the SC and multi-arm randomized control trial (RCT) literatures. As we will see, the target causal parameter in SI nicely complements the parameters considered in these works.

In Sections 8.1 and 8.2, we focus our comparison with the SC literature, where the target causal parameter is often the treatment effect for the treated under control. That is, for treated units, one would like to estimate the counterfactual outcome under control in the post-intervention period. Given the large and growing SC literature, there are many variants of this causal parameter that are analyzed. Due to the vastness of this literature, we focus our comparison on some of the most related and recent causal frameworks in SC. We stress that these set of comparisons are by no means exhaustive. We focus our discussion on the (a) target causal parameters; (b) key assumptions; (c) statistical guarantees for inference.

In Section 8.3, motivated by the empirical results from the A/B testing case study in Section 7, we discuss connections between the SI causal framework and multi-arm RCTs.

Additional notation. For any (n, d) pair, let $\bar{Y}_n^{(d)} = \frac{1}{T_1} \sum_{t>T_0} Y_{tn}^{(d)}$. In addition, let $\tau_n^{(d_1, d_2)} = \bar{Y}_n^{(d_1)} - \bar{Y}_n^{(d_2)}$ denote the (relative) treatment effect between interventions d_1 and d_2 for unit n , averaged over the post-intervention period.

8.1. Target Causal Parameter: $\bar{Y}_n^{(0)}$

The most closely related causal parameter in the SC literature to our work is $\tau_n^{(d, 0)}$ for $n \in \mathcal{I}^{(d)}$ and $d \neq 0$. This is referred to as the unit specific treatment effect on the treated, averaged over the post-intervention period. Recall $\bar{Y}_n^{(d)}$ is observed for $n \in \mathcal{I}^{(d)}$. As such, the goal in these works is to estimate the counterfactual potential outcomes $\bar{Y}_n^{(0)}$ for $n \notin \mathcal{I}^{(0)}$, i.e., what would have happened to a “treated” unit n had it remained under control.

The quantity $\bar{Y}_n^{(0)}$ is closely related to one of our target causal parameters, $\theta_n^{(0)}$. The slight difference is that $\theta_n^{(0)} = \mathbb{E}[\bar{Y}_n^{(0)} | \{u_t^{(0)}, v_n : t > T_0\}]$, where the expectation is taken

with respect to the idiosyncratic shocks and conditioned on the latent factors. Many of the works listed below *implicitly* condition on either the latent factors or directly on the observations Y_{tn} , if a factor model is not assumed. We also note the SI framework allows for identification and inference of $\theta_n^{(d)}$ for $d \neq 0$, which these previous works do not consider.

Arguably, $\tau_n^{(d,0)}$ is the most common causal parameter considered in the SC literature, e.g., see [Hsiao et al. \(2012\)](#), [Doudchenko and Imbens \(2016\)](#), [Athey et al. \(2017\)](#), [Li and Bell \(2017\)](#), [Xu \(2017\)](#), [Li \(2018\)](#), [Bai and Ng \(2020\)](#), [Chan and Kwok \(2020\)](#), [Chernozhukov et al. \(2020b\)](#), [Fernández-Val et al. \(2020\)](#). We restrict our attention to two excellent recent works, [Bai and Ng \(2020\)](#) and [Chernozhukov et al. \(2020b\)](#), as they highlight some of the primary points of comparison with the SC literature and also provide rigorous asymptotic normality results for their respective estimators. In particular, we discuss four key assumptions in detail: Assumptions A, B in Section 8.1.1 when we compare with [Chernozhukov et al. \(2020b\)](#), and Assumptions C, D in Section 8.1.2 when we compare [Bai and Ng \(2020\)](#). The collection of works listed above use some combination of Assumptions A to D (or variation, thereof) to prove formal statistical guarantees. Again, given the vastness of the literature, we underscore that these comparisons are by no means exhaustive.⁵

8.1.1. Key Assumptions in [Chernozhukov et al. \(2020b\)](#)

Overview of assumptions. There are two key assumptions made in [Chernozhukov et al. \(2020b\)](#). First, the authors assume the existence of $w^{(n,0)} \in \mathbb{R}^{N_0}$ such that for all time t and conditioned⁶ on any sampling of $\{Y_{tj}^{(0)} : j \in \mathcal{I}^{(0)}\}$,

$$Y_{tn}^{(0)} = \sum_{j \in \mathcal{I}^{(0)}} w_j^{(n,0)} Y_{tj}^{(0)} + \varepsilon_{tn}, \quad (14)$$

⁵A related causal parameter considered in many of these works is the time specific treatment effect on the treated, averaged over all treated units. By SUTVA, this reduces to estimating $\bar{Y}_t^{(0)} = (N - N_0)^{-1} \sum_{n \notin \mathcal{I}^{(0)}} Y_{tn}^{(0)}$ for a particular $t > T_0$. Estimating this quantity is quite similar to estimating $\bar{Y}_n^{(0)}$. In particular, we can estimate $\bar{Y}_t^{(0)}$ by simply transposing the observations and then running the same estimator used to estimate $\bar{Y}_n^{(0)}$.

⁶The conditioning on $\{Y_{tj}^{(0)} : j \in \mathcal{I}^{(0)}\}$ is implicit in [Chernozhukov et al. \(2020b\)](#).

where $\mathbb{E}[\varepsilon_{tn}] = 0$ and $\mathbb{E}[\varepsilon_{tn}Y_{tj}^{(0)}] = 0$. Second, they assume the existence of an oracle estimator for $w^{(n,0)}$, denoted as $\hat{w}^{(n,0)}$, such that $\|w^{(n,0)} - \hat{w}^{(n,0)}\|_2 = o(1)$.

The two most common restrictions placed on $w^{(n,0)}$, for which there exist estimators with formal performance guarantees, include (i) $w^{(n,0)}$ is convex, i.e., $\sum_{j \in \mathcal{I}^{(0)}} w_j^{(n,0)} = 1$ and $w_j^{(n,0)} \geq 0$, cf. [Abadie and Gardeazabal \(2003\)](#), [Abadie et al. \(2010\)](#), [Doudchenko and Imbens \(2016\)](#); (ii) $w^{(n,0)}$ is approximately sparse, i.e., $\|w^{(n,0)}\|_1 = O(1)$, which is a relatively weaker assumption, cf. [Raskutti et al. \(2011\)](#), [Chernozhukov et al. \(2020a\)](#). Under these assumptions, the authors provide a flexible and practical t-test based inference procedure to estimate $\bar{Y}_n^{(0)}$, which utilizes the oracle estimator $\hat{w}^{(n,0)}$. We compare these assumptions with the SI causal framework.

Assumption A: functional form in (14). Note that under Assumption 2, we can equivalently write Assumption 3 as follows:

$$\mathbb{E}[Y_{tn}^{(d)}] = \sum_{j \in \mathcal{I}^{(d)}} w_j^{(n,d)} \mathbb{E}[Y_{tj}^{(d)}] \quad \text{for all } d. \quad (15)$$

Hence, compared to (14) and for $d = 0$, we operate under a weaker functional form assumption as given in (15). To see this, simply take expectations on both sides of (14) with respect to ε_{tn} , which leads to (15), i.e., (15) is weaker than (14). In other words, we do not require the linear relationship $w_j^{(n,0)}$ to hold between the *noisy* potential outcomes $Y_{tn}^{(0)}$ and $\{Y_{tj}^{(0)} : j \in \mathcal{I}^{(0)}\}$. Rather, we require the weaker assumption that the relationship only holds between the *expected* potential outcomes.

Assumption B: restrictions on $w^{(n,0)}$. Another key assumption made is regarding the restrictions placed on $w^{(n,0)}$. As discussed, theoretical guarantees in previous works require $w^{(n,0)}$ to be approximately sparse, or even more stringently, convex. Further, the estimators used to learn $w^{(n,0)}$ require *explicit knowledge* of the restriction placed on $w^{(n,0)}$. For example, if $w^{(n,0)}$ is assumed to be convex, then convex regression is used; if $w^{(n,0)}$ is assumed to be approximately sparse, then a ℓ_1 -norm regularizer is used. In comparison, the estimator we propose to learn $w^{(n,0)}$ in (7) does not impose any such restriction on $w^{(n,0)}$, even in the high-dimensional setting where $N_0 > \max\{T_0, T_1\}$. Indeed, Lemma 4.3 estab-

lishes that our estimator consistently learns the *unique* minimum ℓ_2 -norm $w^{(n,d)}$, denoted as $\tilde{w}^{(n,d)}$. Further, our consistency and asymptotic normality results *implicitly* scale with the ℓ_1 - and ℓ_2 -norm of $\tilde{w}^{(n,d)}$. In particular, the error in our consistency result of Theorem 4.1 implicitly scales with $\|\tilde{w}^{(n,d)}\|_1$ and the variance in our asymptotic normality result of Theorem 4.2 implicitly scales with $\|\tilde{w}^{(n,d)}\|_2$.

We do, however, assume that there exists a latent factor model between the potential outcomes (Assumption 2); such an assumption is not made in Chernozhukov et al. (2020b). In general, factor models are standard within the panel data literature, and we discuss this point in detail below in Assumption C. To overcome high-dimensionality, where $w^{(n,d)}$ is not uniquely specified, the estimator in (7) directly exploits the low-rank structure induced by this factor model in Assumption 2.

8.1.2. Key Assumptions in Bai and Ng (2020)

Overview of assumptions. In Bai and Ng (2020), they consider the following factor model:

$$\begin{aligned} Y_{tn}^{(0)} &= \langle x_{tn}, \beta \rangle + \langle F_t, \Lambda_n \rangle + \varepsilon_{tn} \\ Y_{tn}^{(d)} &= \alpha_{tn}^{(d)} + Y_{tn}^{(0)}, \text{ for } d \neq 0. \end{aligned} \tag{16}$$

Here, $\Lambda_n \in \mathbb{R}^{r_1}$ is a unit n specific latent factor and $F_t \in \mathbb{R}^{r_1}$ is a time t specific latent factor associated with intervention $d = 0$ (control); $x_{tn} \in \mathbb{R}^k$ is a vector of *observed covariates*; and $\beta \in \mathbb{R}^k$ is a latent factor acting on x_{tn} , which crucially is invariant across (t, n) . The authors make appropriate assumptions on the factor loadings $\mathbf{\Lambda} = [\Lambda_n] \in \mathbb{R}^{r_1 \times N}$ and $\mathbf{F} = [F_t] \in \mathbb{R}^{r_1 \times T}$, and on the idiosyncratic shock ε_{tn} . See Assumptions A to D in Bai and Ng (2020) for details. In essence, these assumptions require (i) $\mathbf{\Lambda}, \mathbf{F}$ to satisfy an incoherence-like condition, which implies a bounded operator norm (e.g., $\mathbb{E}[\|\mathbf{F}\|_{\text{op}}^4], \|\mathbf{\Lambda}\|_{\text{op}} \leq M$, where M does not scale with N_0, T); (ii) each of the r singular vectors of $\mathbf{\Lambda}, \mathbf{F}$ are identifiable (e.g., the non-zero singular values of $\mathbf{\Lambda}, \mathbf{F}$ are distinct); (iii) ε_{tn} across (t, n) have sufficiently light tails (e.g., $\mathbb{E}[|\varepsilon_{tn}|^8] < M$) and are weakly correlated.

Further, the authors propose an estimator composed of the following main steps: (i) estimate $\hat{\beta}$ using the observations $\{Y_{tn}, x_{tn}\}$ across (t, n) ; (ii) estimate $\hat{\mathbf{\Lambda}}, \hat{\mathbf{F}}$ using the

residuals of $\{Y_{tn} - x_{tn}\hat{\beta}\}$; (iii) estimate $\bar{Y}_n^{(0)}$ using $\{x_{tn}, \hat{\beta}, \hat{\Lambda}, \hat{F}\}$. Below, we compare their primary assumptions with that of the SI causal framework.

Assumption C: factor model in (16). First, we compare the factor model assumed in (16) with that in (1) of Assumption 2. Under (16), if we further assume that $\langle x_{tn}, \beta \rangle$ admits a latent factorization given by $\langle x_{tn}, \beta \rangle = \langle \tilde{x}_t, \tilde{x}_n \rangle$ with $\tilde{x}_t, \tilde{x}_n \in \mathbb{R}^{k_1}$, then we can write (16) as a special case of (1). To see this, let $d = 0$ and define $u_t^{(0)}, v_n \in \mathbb{R}^r$ in (1) as

$$u_t^{(0)} = (F_t, \tilde{x}_t), \quad v_n = (\Lambda_n, \tilde{x}_n), \quad (17)$$

where $r = r_1 + k_1$. We stress that we do not require access to \tilde{x}_t or \tilde{x}_n to express the model in Bai and Ng (2020) as an instance of (1); instead, we require that such a factorization of $\langle x_{tn}, \beta \rangle$ *implicitly* exists. However, if one does not assume such a latent factorization, then the estimation procedure of Bai and Ng (2020), where one first learns β using the covariates and then estimates Λ, F on the residuals, is a principled approach. In Appendix A, we show how to extend the SI framework to incorporate unit-specific covariates.

In addition, if one wants to estimate $\{\theta_n^{(d)} : d \neq 0\}$ in the SI causal framework (which we underscore is not considered in the SC literature), we require the added assumption that $\alpha_n^{(d)}$ factorizes into a (time, intervention) specific and unit specific latent factor, i.e.,

$$\alpha_{tn}^{(d)} = \langle \tilde{\alpha}_t^{(d)}, \tilde{\alpha}_n \rangle, \quad (18)$$

where $\tilde{\alpha}_t^{(d)}, \tilde{\alpha}_n \in \mathbb{R}^{r_2}$. Then, for any $d \neq 0$, we can define $u_t^{(d)}, v_n \in \mathbb{R}^r$ of (1) as

$$u_t^{(d)} = (F_t, \tilde{x}_t, \tilde{\alpha}_t^{(d)}), \quad v_n = (\Lambda_n, \tilde{x}_n, \tilde{\alpha}_n), \quad (19)$$

where $r = r_1 + r_2 + k_1$. As before, we do not require observing $\tilde{\alpha}_t^{(d)}$ or $\tilde{\alpha}_n$, but rather that such a factorization of $\alpha_{tn}^{(d)}$ implicitly exists.⁷

⁷In the SC literature, a closely related factor model is $Y_{tn}^{(0)} = \langle \beta_t, x_n \rangle + \langle F_t, \Lambda_n \rangle + \varepsilon_{tn}$ and $Y_{tn}^{(d)} = \alpha_{tn}^{(d)} + Y_{tn}^{(0)}$ for $d \neq 0$, cf. Abadie and Gardeazabal (2003), Abadie et al. (2010). Here, $\beta_t \in \mathbb{R}^k$ is a latent factor, $x_n \in \mathbb{R}^k$ is an observed unit specific covariate, and $F_t, \Lambda_n \in \mathbb{R}^{r_1}$ and $\alpha_{tn}^{(d)} \in \mathbb{R}$ are defined as in (17). As such, similar to (17), we can write this factor model as a special case of (1), where $u_t^{(0)} = (\beta_t, F_t)$ and $v_n = (x_n, \Lambda_n)$. Again, if one wants to estimate $\theta_{tn}^{(d)}$, then we need to assume an additional factorization of $\alpha_{tn}^{(d)}$, just as in (18) and (19).

Assumption D: Λ, \mathbf{F} . Since our ultimate goal is to estimate $\theta_n^{(d)}$, it is not necessary to accurately estimate either of the latent factor loadings (Λ, \mathbf{F}) . In fact, our proposed estimator in Section 3 explicitly circumvents estimating these two quantities. In comparison, [Bai and Ng \(2020\)](#) establish their theoretical guarantees by requiring explicit bounds on the estimation qualities of (Λ, \mathbf{F}) , which naturally require making more stringent assumptions on the latent factor loadings; for example, they require each singular vector of (Λ, \mathbf{F}) to be identifiable, which itself requires all of the non-zero singular values to be distinct.

8.1.3. Statistical Guarantees

As stated earlier, the works listed at the beginning of Section 8.1 use some combination (and/or variation) of Assumptions A to D to prove formal statistical guarantees. In particular, both [Bai and Ng \(2020\)](#) and [Chernozhukov et al. \(2020b\)](#) prove asymptotic normality for their proposed estimators under these assumptions. Analogously in Section 4, we prove asymptotic normality of $\hat{\theta}_n^{(d)}$ for each (n, d) pair (Theorem 4.2), i.e., beyond $d = 0$.

With regards to scalings, [Chernozhukov et al. \(2020b\)](#) requires (i) $T_0, T_1 \rightarrow \infty$; (ii) $T_0/T_1 \rightarrow c_0$, where $c_0 \in [0, \infty]$. [Bai and Ng \(2020\)](#) requires (i) $T_0, T_1, N \rightarrow \infty$; (ii) $\sqrt{N}/\min\{N_0, T_0\} \rightarrow 0$; and (iii) $\sqrt{T_0 + T_1}/\min\{N_0, T_0\} \rightarrow 0$. To estimate $\theta_n^{(d)}$, we require (i) $T_0, T_1, N_d \rightarrow \infty$; (ii) $T_1/\min\{N_d, \sqrt{T_0}\} \rightarrow 0$. Finding the optimal relative scalings between T_0, T_1, N_0 (or N_d) is interesting future work.

8.2. Additional Discussion For SC Literature

8.2.1. Other Causal Parameters Considered in SC Literature

Parameter A: $\frac{1}{N-N_0} \sum_{n \notin \mathcal{I}^{(0)}} \theta_n^{(0)}$. This parameter represents the average potential outcome under control across all “treated” units over the post-intervention period. In the recent excellent work of [Arkhangelsky et al. \(2020\)](#), the authors provide rigorous inference guarantees for this parameter under a binary intervention model: $\mathbf{Y}^{(0)} = \mathbf{L} + \mathbf{E}$ and $\mathbf{Y}^{(1)} = \mathbf{Y}^{(0)} + \mathbf{A}$, where $\mathbf{Y}^{(0)} = [Y_{tn}^{(0)}] \in \mathbb{R}^{T \times N}$ is the matrix of potential outcomes under control; $\mathbf{L} = [L_{tn}] \in \mathbb{R}^{T \times N}$ encodes the latent factor model under control (in our notation, $L_{tn} = \langle u_t^{(0)}, v_n \rangle$); $\mathbf{E} = [\varepsilon_{tn}] \in \mathbb{R}^{T \times N}$ encodes the idiosyncratic shocks; $\mathbf{Y}^{(1)} = [Y_{tn}^{(1)}] \in$

$\mathbb{R}^{T \times N}$ is the matrix of potential outcomes under $d = 1$; and $\mathbf{A} = [\alpha_{tn}] \in \mathbb{R}^{T \times N}$ encodes the treatment effect. The authors propose the “synthetic difference-in-differences” estimator for $\frac{1}{T_1(N-N_0)} \sum_{t>T_0} \sum_{n \notin \mathcal{I}^{(0)}} \alpha_{tn} | \mathbf{L}$, and establish rigorous asymptotic normality results.

Arkhangelsky et al. (2020) allows for the additional flexibility that they only require the product $(N - N_0)T_1 \rightarrow \infty$. As an implication, $N - N_0$ can be a constant as long as T_1 grows; hence, if $N - N_0 = 1$, then this is equivalent to $\theta_n^{(0)}$. On the other extreme, they allow for T_1 to be fixed as long as $N - N_0$ grows; one can verify that our results hold under this setting by using the estimate $\frac{1}{N-N_0} \sum_{n \notin \mathcal{I}^{(0)}} \sum_{j \in \mathcal{I}^{(0)}} \hat{w}_j^{(n,0)} Y_{tj}$. To establish their results, Arkhangelsky et al. (2020) assume certain relative scalings between $T_0, T_1, N_0, (N - N_0)$ (see Assumption 2 of Arkhangelsky et al. (2020)), which require that $T_1(N - N_0)$ do not grow “too quickly” compared to T_0 and N_0 . As discussed in Section 8.1.3, we also require similar relative scalings between these parameters.

If we continue to restrict our attention to the estimation of counterfactuals under control, then the two primary differences between this work and Arkhangelsky et al. (2020) are the assumptions made on the (i) spectral profile of the factor models and (ii) relationship between the target and donors. In particular, we consider a low-rank \mathbf{L} (Assumption 2) with a well-balanced spectra (Assumption 7); the latter effectively assumes a lower bound on the smallest non-zero singular value of \mathbf{L} . In comparison, Arkhangelsky et al. (2020) makes a weaker assumption that \mathbf{L} is *approximately* low-rank, i.e., its $\sqrt{\min\{T_0, N_0\}}$ -th singular value is sufficiently small (see Assumption 3 of their work). However, as in Abadie et al. (2010), they require a convex relationship to hold between the target and donors, while we make the weaker assumption that a linear relationship holds (see the discussion under Assumption 3 for why a linear relationship is directly implied by a low-rank factor model).

Another recent work within the SC literature that also considers an approximately low-rank \mathbf{L} is Agarwal et al. (2020b). There, the authors analyze the recently proposed “robust SC” (RSC) estimator of Amjad et al. (2018), which is closely related to our proposed estimator in Section 3 in the binary intervention setting. Specifically, Agarwal et al. (2020b) considers two natural generating processes that induce an approximately low-rank $\mathbf{L} = [L_{tn}]$: (i) the spectra of \mathbf{L} is geometrically decaying (i.e., the k -th singular value of

\mathbf{L} , denoted as s_k , obeys $s_k = s_1 c^{k-1}$, where $c \in (0, 1)$; (ii) \mathbf{L} follows a generalized factor model, i.e., $L_{tn} = g(\rho_t, \omega_n)$, where $g(\cdot, \cdot)$ is a latent, Hölder continuous function, and $\rho_t, \omega_n \in [0, 1]^\ell$ are latent variables associated with time t and unit n (an exact low-rank model is a special case of this where g is bi-linear). Agarwal et al. (2020b) establish finite-sample consistency for the RSC estimator with respect to a similar causal parameter as that of $\theta_n^{(0)}$ (see Section 4 of Agarwal et al. (2020b) for details). However, they do not provide asymptotic normality results for their target causal parameter.

An interesting future research direction is to build upon these works to study the trade-offs between the assumptions placed on the latent factor model (e.g., spectral profile), relationship between the target and donors, and subsequent inference guarantees one can establish for various target causal parameters (e.g., extending the model and estimator of Arkhangelsky et al. (2020) to estimate $\theta_n^{(d)}$ for any $n \notin \mathcal{I}^{(d)}$ and $d \neq 0$).

Parameter B: $\frac{1}{TN} \sum_{n \geq 1} \sum_{t \geq 1} \mathbb{E}[Y_{tn}^{(0)} | \{u_t^{(0)}, v_n : t \in [T], n \in [N]\}]$. This is the average potential outcome under control across all units (treated and control) and time (*both* pre- and post-intervention periods). In terms of theoretical results, this is the focus of Athey et al. (2017), where they prove finite-sample consistency. Though this causal parameter is an averaged version of $\theta_n^{(0)}$ (across all time and units), their intervention setup exhibits greater flexibility. More specifically, the duration of the pre-intervention period can vary amongst the units, i.e., T_0 is specific to each unit. Extending the SI framework to allow for different intervention times for each unit is an important future research direction.

Parameter C: $\mathbb{E}[Y_{tn}^{(0)} | u_t^{(0)}, v_n]$. This is the expected potential outcome under control for unit n at any time point t . Unlike the other causal parameters listed before, estimating this parameter for any $n \notin \mathcal{I}^{(0)}$ is more challenging than estimating $\theta_n^{(0)}$; the latter is the average of the former over the post-intervention period. As such, formal consistency and inference results for this parameter are notably absent from the literature. Recently, Bai and Ng (2020) provide some inference results for this parameter. However, the authors require ε_{tn} to be strictly Gaussian and operate under all of the assumptions previously discussed in Section 8.1.2. Extending the SI framework to provide estimation and inference results for $\mathbb{E}[Y_{tn}^{(d)} | u_t^{(d)}, v_n]$ for each $(t > T_0, n, d)$ is an important future research direction.

8.3. Comparison with Multi-Arm RCTs

Causal parameter. In a multi-arm RCT, a standard objective is to estimate the single intervention d that performs the best on average over the entire population of units. Among the many causal parameters that are considered, the most closely related to ours is the potential outcome for each intervention d averaged across units and the post-intervention period:

$$\frac{1}{NT_1} \sum_{n \geq 1} \sum_{t > T_0} Y_{tn}^{(d)} \quad \text{for all } d. \quad (20)$$

Data requirements. Strictly speaking, multi-arm RCTs do not require pre- and post-intervention periods, or more generally, a notion of time or multiple measurements, i.e., it is feasible for $T = 1$. In this sense, SI has more stringent data requirements. Nevertheless, it is not uncommon for RCT studies to exhibit a similar data pattern as that described in the SI framework; namely, one collection of observations across all units and over multiple measurements under a common intervention (typically, control), i.e., a “pre-intervention period”, and another collection of observations across units and multiple measurements, where each unit undergoes a particular intervention, i.e., a “post-intervention period”. In these studies, (20) is a common target causal parameter. If there is indeed a pre- and post-intervention period, then each unit is randomly assigned into one of D mutually exclusive groups, $\{\mathcal{I}^{(0)}, \dots, \mathcal{I}^{(D-1)}\}$, i.e., in the post-intervention period, we observe each unit under one of the D interventions. This is precisely the data setup in SI (recall Figure 2).

Causal assumptions. Multi-arm RCTs do not require any particular functional form on the potential outcomes to estimate (20). One good estimator for (20) is simply an empirical average over $\mathcal{I}^{(d)}$: $(T_1 N_d)^{-1} \sum_{t > T_0} \sum_{j \in \mathcal{I}^{(d)}} Y_{tj}$. However, given the correspondence in data setup between multi-arm RCTs and SI, we hope that the SI framework allows us to use the *available* data from a multi-arm RCT to produce “personalized” policy-decisions for each unit. In particular, if Assumptions 2 and 3 hold across (t, n, d) , then our proposed estimator in Section 3 can use multi-arm RCT data to estimate not only the expectation of (20) (conditioned on the latent factors), but also $\theta_n^{(d)}$ for every (n, d) pair, i.e., achieve

personalization. Finally, due to the explicit randomization of treatment assignments \mathcal{D} in multi-arm RCT studies, Assumption 4 immediately holds.

9. CAUSAL INFERENCE & TENSOR ESTIMATION

In this section, we re-interpret the classical potential outcomes framework through the lens of tensors. Specifically, we consider an order-3 tensor with axes that correspond to time, units, and interventions. Each entry of this tensor is associated with the potential outcome for a specific time, unit, and intervention. Recall Figure 1 for a graphical depiction of this tensor. Therefore, estimating unobserved potential outcomes, the fundamental task in causal inference, is equivalent to estimating various missing entries of this order-3 potential outcomes tensor. Indeed, imputing entries of a tensor that are noisy and/or missing is the goal of tensor estimation (TE).

In Section 9.1, we discuss the connection between these two fields in greater detail. More specifically, we point out how important concepts in causal inference have a related notion in tensor estimation. In Section 9.2, we show how low-rank tensor factor models, prevalent in the TE literature, provide an elegant way to encode the structure between time, units, and interventions, while making minimal parametric assumptions. We hope low-rank tensor factor models will lead to the identification of new causal parameters and guide the design of novel algorithms to estimate said causal parameters. In Section 9.3, we pose what algorithmic advances are required in the TE literature to allow it to more directly connect with causal inference.

9.1. Encoding Causal Inference as Tensor Estimation

Observational/experimental studies and tensor sparsity patterns. We discuss how different observational and experimental studies that are prevalent in causal inference can be equivalently posed as different sparsity patterns within a tensor. Continuing with our notation, consider the setting with T measurements (which may refer to different metrics or time points), N units, and D interventions. A common thread of these studies is that each of the N units can only experience one, or a small subset, of the possible D interventions, e.g., if

a unit is an individual, then it is only feasible to observe her under one intervention. This constraint naturally induces a *block sparsity* pattern, as exhibited in Figure 10.

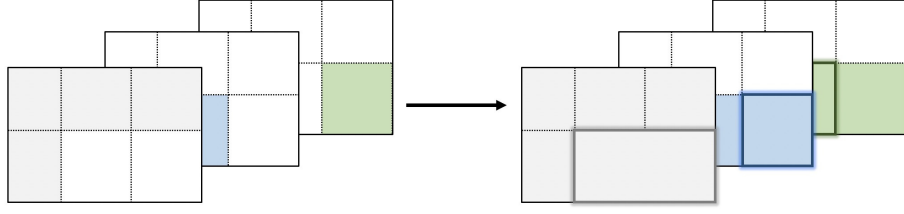
As we can see, Figure 10a depicts the setting we have been analyzing throughout this work, i.e., there is a notion of a pre- and post-intervention period and each unit can only undergo one intervention (recall the definition of T_0 and T_1); as a result, the block sparsity pattern induced is that for each unit n , we are missing a $(D - 1) \times T_1$ block of measurements that are of interest.⁸ In comparison, Figure 10b showcases another standard setup that removes the notion of a pre- and post-intervention period, but now each unit receives one or possibly a small subset of the possible interventions. One natural application of such a setup is in the context of healthcare and the life sciences, where it is feasible to perform multiple experiments on the same unit (e.g., cell type or patient subgroup), but the number of experiments is severely constrained by financial and ethical considerations, cf. Squires et al. (2020). In such a setup, for each d , we are missing a $(N - N_d) \times T$ block of measurements, where we recall $N_d = |\mathcal{I}^{(d)}|$ is the number of units that experienced d .

Causal parameters and TE error metrics. Here, we discuss the relationship between causal inference with different target causal parameters and TE under different error metrics. The first step in causal inference is to define a target causal parameter, while the first step in tensor estimation is to define an error metric between the underlying and estimated tensors. Below, we discuss a few important connections between these two concepts.

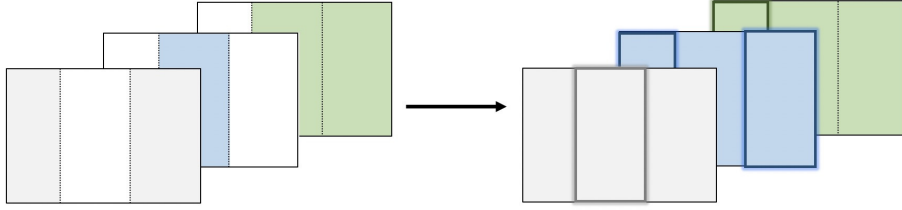
To begin, consider as the causal parameter the average potential outcome under intervention d across all T measurements and N units.⁹ Then, estimating this parameter can equivalently be posed as requiring a tensor estimation method with a Frobenius-norm error guarantee for the d -th slice of the potential outcomes tensor with dimension $T \times N$, normalized by $1/\sqrt{TN}$. As such, a uniform bound for this causal parameter over all D interventions would in turn require a guarantee over the max (normalized) Frobenius-norm

⁸Strictly speaking, the pre- and post-intervention periods are not imperative. Instead, for each unit we observe some subset of size T_0 of the T measurements, and are missing the remaining T_1 elements.

⁹If there is a pre- and post-intervention period, then the target causal parameter is typically restricted to the T_1 post-intervention measurements.



(a) Studies with pre- and post-intervention periods, but units can only receive a single intervention.



(b) Studies without pre- and post-intervention periods, but units can receive one or a subset of interventions.

FIGURE 10.—Block sparsity patterns induced by standard observational/experimental studies. The rows correspond to measurements (e.g., time), columns to units, and slices to interventions. Observed outcomes under different interventions are shaded by a unique color, while unobservable counterfactuals are shown in white.

error for each of the D slices. Another causal parameter is unit n 's potential outcome under intervention d averaged over all T measurements (recall, this is $\theta_n^{(d)}$). Analogously, this translates to the ℓ_2 -norm error guarantee of the n -th column of the d -th tensor slice, normalized by $1/\sqrt{T}$. A uniform bound over all N units for the d -th intervention would then correspond to a $\ell_{2,\infty}$ -norm error (defined in (40)) for the d -th tensor slice. As a final example, let the target causal parameter be the unit potential outcome under intervention d and measurement t . This would require a TE method with a max-norm (entry-wise) error of the d -th matrix slice. Similar as above, a uniform bound over all measurements, units, and interventions corresponds to a max-norm error over the entire tensor.

9.2. Learning Across Interventions via Tensor Factor Models

Tensor factor model. We start by introducing a low-rank tensor factor model, which is natural generalization of the traditional factor model considered in the panel data literature. More formally, let $\mathbf{Y} = [Y_{tn}^{(d)}] \in \mathbb{R}^{T \times N \times D}$ denote an order-3 tensor of potential outcomes.

A tensor factor model over \mathbf{Y} admits the following decomposition:

$$Y_{tn}^{(d)} = \sum_{\ell=1}^r u_{t\ell} v_{n\ell} \lambda_{d\ell} + \varepsilon_{tn}, \quad (21)$$

where r is the canonical polyadic (CP) rank, $u_t \in \mathbb{R}^r$ is a latent time (or more generally, measurement) factor, $v_n \in \mathbb{R}^r$ is a latent unit factor, and $\lambda_d \in \mathbb{R}^r$ is a latent intervention factor. Note that if we restrict our attention to a matrix (e.g., restricting the potential outcomes to a particular time, unit, or intervention slice), then the CP rank and standard matrix rank match. Importantly, the factorization in Assumption 2 is *implied* by the factorization assumed by a low-rank tensor as given in (21). In particular, Assumption 2 does not require the additional factorization of the (time, intervention) factor $u_t^{(d)}$ as $\langle u_t, \lambda_d \rangle$, where u_t is a time specific factor and λ_d is an intervention specific factor.

Algorithm design guided by tensor factor models. As discussed in Section 8, the implicit factorization of $\mathbb{E}[Y_{tn}^{(d)}]$ given in (1) allows the SI causal framework to identify and estimate $\theta_n^{(d)}$ for any d , i.e., beyond $d = 0$. In particular, this factorization enables a model to be learned under control yet transferred to another intervention regime. An added benefit, as previously stated, is that this also precludes the need for covariate information with respect to time, units, or interventions. That is, directly learning on the observed outcomes (and appropriately de-noising) exploits this latent structure between the dimensions of the tensor to impute missing potential outcomes. In contrast, traditional methods that learn across interventions require access to meaningful covariate information.

An important question we pose is whether it is feasible to design estimators that exploit an implicit factorization of $u_t^{(d)} = \langle u_t, \lambda_d \rangle$ to operate under less stringent causal assumptions or data requirements, or identify and estimate more involved causal parameters, in comparison to the estimator in this work, e.g., by possibly building upon the recent work of Shah and Yu (2019), which directly exploits this tensor factor structure to provide strong max-norm error bounds for TE under a uniformly missing at random sparsity pattern.

9.3. *Need for a New Tensor Estimation Toolkit for Causal Inference*

The TE literature has grown tremendously because it provides an expressive formal framework for a large number of emerging applications and also allows one to reason about the statistical and computational trade-offs within these applications, which are a less understood phenomena. In particular, this literature quantifies the number of samples required and the computational complexity of different estimators to achieve theoretical guarantees for a given error metric (e.g., Frobenius-norm error over the entire tensor)—indeed, this trade-off is of central importance in the emerging sub-discipline at the interface of computer science, statistics, and machine learning. Given our preceding discussions connecting causal inference and TE, a natural question is whether we can apply the current toolkit of tensor estimation to understand statistical and computational trade-offs in causal inference.

We believe a direct transfer of the techniques and analyses used in TE is not immediately possible for the following reasons. First, most results in the TE literature assume uniformly randomly missing entries over all $T \times N \times D$ elements of the tensor. In comparison, as discussed in Section 9.1, causal inference settings naturally induce a block sparsity pattern. Further, this literature typically studies the Frobenius-norm error across the entire tensor. On the other hand, as also discussed in Section 9.1, most meaningful causal parameters require more refined error metrics over the tensor.

As we have established in Theorems 4.1 and 4.2, the SI estimator is one method that provides guarantees over all D slices under the block sparsity pattern induced by the SC setup; in particular, we uniformly bound $\theta_n^{(d)}$ for all (n, d) . Further, the only computationally expensive step of the estimator is in (7), where we compute the SVD of the pre-intervention outcomes; a naive implementation of the SVD scales as $O(\max\{T_0, N_d\}^3)$. Therefore, the SI estimator is computationally efficient.

Hence, we pose two important and related open questions: (i) what block sparsity patterns and structural assumptions on the potential outcomes tensor allow for faithful recovery with respect to a meaningful error metric for causal inference, and (ii) if recovery is possible, what are the fundamental statistical and computational trade-offs that are achiev-

able? An answer to these questions will formally bridge causal inference with TE, as well as computer science and machine learning more broadly.

10. CONCLUSION

We extend the SC framework to the multiple intervention setting, where we estimate unit specific potential outcomes under any intervention averaged over the post-intervention period. In doing so, we also provide novel identification and inference results for SC. SI also presents a new perspective on learning with distribution shifts, an active area of research in econometrics and machine learning. We hope this work adds to the growing literature on data-efficient, personalized decision-making within causal inference and beyond.

REFERENCES

- Abadie, A. (2020). Using synthetic controls: Feasibility, data requirements, and methodological aspects. *Journal of Economic Literature*.
- Abadie, A., Diamond, A., and Hainmueller, J. (2010). Synthetic control methods for comparative case studies: Estimating the effect of california’s tobacco control program. *Journal of the American Statistical Association*.
- Abadie, A. and Gardeazabal, J. (2003). The economic costs of conflict: A case study of the basque country. *American Economic Review*.
- Absil, P.-A., Edelman, A., and Koev, P. (2006). On the largest principal angle between random subspaces. *Linear Algebra and its Applications*, 414(1):288 – 294.
- Agarwal, A., Shah, D., and Shen, D. (2020a). On principal component regression in a high-dimensional error-in-variables setting.
- Agarwal, A., Shah, D., Shen, D., and Song, D. (2020b). On robustness of principal component regression.
- Amjad, M., Mishra, V., Shah, D., and Shen, D. (2019). mrsc: Multi-dimensional robust synthetic control. *Proceedings of the ACM on Measurement and Analysis of Computing Systems*, 3(2).
- Amjad, M. J., Shah, D., and Shen, D. (2018). Robust synthetic control. *Journal of Machine Learning Research*, 19:1–51.
- Arellano, M. and Honore, B. (2000). Panel data models: Some recent developments. *Handbook of Econometrics*.
- Arkhangelsky, D., Athey, S., Hirshberg, D. A., Imbens, G. W., and Wager, S. (2020). Synthetic difference in differences.
- Athey, S., Bayati, M., Doudchenko, N., and Imbens, G. (2017). Matrix completion methods for causal panel data models.
- Athey, S. and Imbens, G. (2016). The state of applied econometrics - causality and policy evaluation. *The Journal of Economic Perspectives*, 31(2):3–32.

- Bai, J. (2003). Inferential theory for factor models of large dimensions. *Econometrica*, 71(1):135–171.
- Bai, J. (2009). Panel data models with interactive fixed effects. *Econometrica*, 77(4):1229–1279.
- Bai, J. and Ng, S. (2020). Matrix completion, counterfactuals, and factor analysis of missing data.
- Ben-Michael, E., Feller, A., and Rothstein, J. (2020). The augmented synthetic control method.
- Billingsley, P. (1986). *Probability and Measure*. John Wiley and Sons, second edition.
- Bishop, C. M. (1999). Bayesian pca. In *Advances in neural information processing systems*, pages 382–388.
- Candès, E. J. and Tao, T. (2010). The power of convex relaxation: Near-optimal matrix completion. *IEEE Transactions on Information Theory*, 56(5):2053–2080.
- Chamberlain, G. (1984). Panel data. In Griliches†, Z. and Intriligator, M. D., editors, *Handbook of Econometrics*, volume 2, chapter 22, pages 1247–1318. Elsevier, 1 edition.
- Chamberlain, G. and Rothschild, M. (1983). Arbitrage, factor structure, and mean-variance analysis on large asset markets. *Econometrica*, 51(5):1281–1304.
- Chan, M. K. and Kwok, S. (2020). The PCDID Approach: Difference-in-Differences when Trends are Potentially Unparallel and Stochastic. Working Papers 2020-03, University of Sydney, School of Economics.
- Chatterjee, S. (2015). Matrix estimation by universal singular value thresholding. *Annals of Statistics*, 43:177–214.
- Chernozhukov, V., Wuthrich, K., and Zhu, Y. (2020a). An exact and robust conformal inference method for counterfactual and synthetic controls.
- Chernozhukov, V., Wuthrich, K., and Zhu, Y. (2020b). Practical and robust t -test based inference for synthetic control and related methods.
- Davis, C. and Kahan, W. M. (1970). The rotation of eigenvectors by a perturbation. iii. *SIAM Journal on Numerical Analysis*, 7(1):1–46.
- Donoho, D. and Gavish, M. (2013). The optimal hard threshold for singular values is. *IEEE Transactions on Information Theory*, 60.
- Doudchenko, N. and Imbens, G. (2016). Balancing, regression, difference-in-differences and synthetic control methods: A synthesis. *NBER Working Paper No. 22791*.
- Fan, J., Wang, W., and Zhong, Y. (2017). An ℓ_∞ eigenvector perturbation bound and its application to robust covariance estimation.
- Farias, V. and Li, A. (2019). Learning preferences with side information. *Management Science*, 65.
- Fernández-Val, I., Freeman, H., and Weidner, M. (2020). Low-rank approximations of nonseparable panel models.
- Hsiao, C., Steve Ching, H., and Ki Wan, S. (2012). A panel data approach for program evaluation: Measuring the benefits of political and economic integration of hong kong with mainland china. *Journal of Applied Econometrics*, 27(5):705–740.
- Li, K. T. (2018). Inference for factor model based average treatment effects. *Available at SSRN 3112775*.
- Li, K. T. and Bell, D. R. (2017). Estimation of average treatment effects with panel data: Asymptotic theory and implementation. *Journal of Econometrics*, 197(1):65 – 75.

- Liang, K.-Y. and Zeger, S. L. (1986). Longitudinal data analysis using generalized linear models. *Biometrika*, 73(1):13–22.
- Moon, H. R. and Weidner, M. (2015). Linear regression for panel with unknown number of factors as interactive fixed effects. *Econometrica*, 83(4):1543–1579.
- Moon, H. R. and Weidner, M. (2017). Dynamic linear panel regression models with interactive fixed effects. *Econometric Theory*, 33(1):158–195.
- Neyman, J. (1923). Sur les applications de la theorie des probabilites aux experiences agricoles: Essai des principes. *Master's Thesis*.
- Pesaran, M. H. (2006). Estimation and inference in large heterogeneous panels with a multifactor error structure. *Econometrica*, 74(4):967–1012.
- Raskutti, G., Wainwright, M. J., and Yu, B. (2011). Minimax rates of estimation for high-dimensional linear regression over ℓ_q -balls. *IEEE Transactions on Information Theory*, 57(10):6976–6994.
- Recht, B. (2011). A simpler approach to matrix completion. *Journal of Machine Learning Research*, 12(Dec):3413–3430.
- Rubin, D. B. (1974). Estimating causal effects of treatments in randomized and nonrandomized studies. *Journal of Educational Psychology*, 66:688–701.
- Shah, D. and Yu, C. L. (2019). Iterative collaborative filtering for sparse noisy tensor estimation. In *2019 IEEE International Symposium on Information Theory (ISIT)*, pages 41–45.
- Siegel, M. (2002). The effectiveness of state-level tobacco control interventions: A review of program implementation and behavioral outcomes. *Annual Review of Public Health*, 23(1):45–71. PMID: 11910054.
- Squires, C., Shen, D., Agarwal, A., Shah, D., and Uhler, C. (2020). Causal imputation via synthetic interventions.
- Tipping, M. E. and Bishop, C. M. (1999). Probabilistic principal component analysis. *Journal of the Royal Statistical Society: Series B (Statistical Methodology)*, 61(3):611–622.
- Vershynin, R. (2018). *High-dimensional probability: An introduction with applications in data science*, volume 47. Cambridge University Press.
- Wedin, P. (1972). Perturbation bounds in connection with singular value decomposition. *BIT Numerical Mathematics*, 12:99–111.
- Xu, Y. (2017). Generalized synthetic control method: Causal inference with interactive fixed effects models. *Political Analysis*, 25(1):57–76.

APPENDIX A: COVARIATES

In this section, we discuss how access to meaningful covariate information about each unit can help in more efficiently learning the model $w^{(n,d)}$. To this end, let $\mathbf{X} = [X_{kn}] \in \mathbb{R}^{K \times N}$ denote the matrix of covariates across units, i.e., X_{kn} denotes the k -th descriptor (or feature) of unit n . One approach towards incorporating covariates into the SI estimation procedure described in Section 3, is to impose the following structure on \mathbf{X} .

ASSUMPTION 9—Covariate structure: *For every k , let $X_{kn} = \langle \varphi_k, v_n \rangle + \zeta_{kn}$. Here, the r.v. $\varphi_k \in \mathbb{R}^r$ is a latent factor specific to descriptor k ; the r.v. $v_n \in \mathbb{R}^r$ is defined as in (1); and $\zeta_{kn} \in \mathbb{R}$ is a mean zero measurement noise specific to descriptor k and unit n .*

Interpretation. The key structure we impose in Assumption 9 is that the covariates X_{kn} have the same latent unit factors v_n as the potential outcomes $Y_{tn}^{(d)}$. Thus, given a target unit n and subgroup $\mathcal{I}^{(d)}$, this allows us to express unit n 's covariates as a linear combination of the covariates associated with units within $\mathcal{I}^{(d)}$ via the *same* linear model that describes the relationship between their respective potential outcomes (formalized in Proposition A.1 below). One notable flexibility of our covariate model is that the observations of covariates can be *noisy* due to the presence of ζ_{kn} .

PROPOSITION A.1: *For a given unit-intervention pair (n, d) , let Assumptions 3 and 9 hold. Then, conditioned on $\mathcal{E}_\varphi := \mathcal{E} \cup \{\varphi_k : k \in [K]\}$, we have for all k ,*

$$\mathbb{E}[X_{kn}] = \sum_{j \in \mathcal{I}^{(d)}} w_j^{(n,d)} \mathbb{E}[X_{kj}].$$

PROOF: Proof is immediate by plugging Assumption 3 into Assumption 9. *Q.E.D.*

Adapting the SI estimator. Proposition A.1 suggests a natural modification to the model learning stage of the SI estimator presented in Section 3. In particular, similar to the estimation procedure of Abadie et al. (2010), we propose appending the covariates to the pre-intervention outcomes. Formally, we define $X_n = [X_{kn}] \in \mathbb{R}^K$ as the vector of covariates associated with the target unit n ; analogously, we define $\mathbf{X}_{\mathcal{I}^{(d)}} = [X_{kj} : j \in \mathcal{I}^{(d)}] \in \mathbb{R}^{K \times N_d}$

as the matrix of covariates associated with those donor units within $\mathcal{I}^{(d)}$. We further define $Z_n = [Y_{\text{pre},n}, X_n] \in \mathbb{R}^{T_0+K}$ and $\mathbf{Z}_{\mathcal{I}^{(d)}} = [\mathbf{Y}_{\text{pre},\mathcal{I}^{(d)}}, \mathbf{X}_{\mathcal{I}^{(d)}}] \in \mathbb{R}^{(T_0+K) \times N_d}$ as the concatenation of pre-intervention outcomes and features associated with the target unit n and subgroup $\mathcal{I}^{(d)}$, respectively. We denote the SVD of $\mathbf{Z}_{\mathcal{I}^{(d)}}$ as

$$\mathbf{Z}_{\mathcal{I}^{(d)}} = \sum_{\ell=1}^M \hat{\lambda}_\ell \hat{\mu}_\ell \hat{\nu}_\ell',$$

where $M = \min\{(T_0 + K), N_d\}$, $\hat{\lambda}_\ell \in \mathbb{R}$ are the singular values (arranged in decreasing order), and $\hat{\mu}_\ell \in \mathbb{R}^{T_0+K}$, $\hat{\nu}_\ell \in \mathbb{R}^{N_d}$ are the left and right singular vectors, respectively. Then, we define the modified model parameter estimator as

$$\hat{w}^{(n,d)} = \left(\sum_{\ell=1}^k (1/\hat{\lambda}_\ell) \hat{\nu}_\ell \hat{\mu}_\ell' \right) Z_n.$$

The remainder of the algorithm proceeds as before with the new estimate $\hat{w}^{(n,d)}$.

Theoretical implications. Suppose analogous versions of Assumptions 1 to 9 hold with respect to $\mathbf{Z}_{\mathcal{I}^{(d)}}$ rather than just $\mathbf{Y}_{\text{pre},\mathcal{I}^{(d)}}$. Then, it can be verified that the statistical guarantees in Section 4 (and hypothesis test in Section 5.1) continue to hold with T_0 being replaced by $T_0 + K$. In essence, adding covariates into the model-learning stage augments the “pre-intervention” data size, which can improve the estimation rates.

APPENDIX B: PROOF OF THEOREM 2.1

In what follows, the descriptors above the equalities will denote the assumption used, e.g., A1 represents Assumption 1:

$$\begin{aligned} & \mathbb{E}[Y_{tn}^{(d)} | u_t^{(d)}, v_n] \\ & \stackrel{A2}{=} \mathbb{E}[\langle u_t^{(d)}, v_n \rangle + \varepsilon_{tn} | u_t^{(d)}, v_n] \\ & \stackrel{A4}{=} \langle u_t^{(d)}, v_n \rangle | \{u_t^{(d)}, v_n\} \\ & = \langle u_t^{(d)}, v_n \rangle | \mathcal{E} \end{aligned}$$

$$\begin{aligned}
&\stackrel{A3}{=} \langle u_t^{(d)}, \sum_{j \in \mathcal{I}^{(d)}} w_j^{(n,d)} v_j \rangle \mid \mathcal{E} \\
&\stackrel{A4}{=} \sum_{j \in \mathcal{I}^{(d)}} w_j^{(n,d)} \mathbb{E} \left[(\langle u_t^{(d)}, v_j \rangle + \varepsilon_{tj}) \mid \mathcal{E} \right] \\
&\stackrel{A2}{=} \sum_{j \in \mathcal{I}^{(d)}} w_j^{(n,d)} \mathbb{E}[Y_{tj}^{(d)} \mid \mathcal{E}] \\
&\stackrel{A1}{=} \sum_{j \in \mathcal{I}^{(d)}} w_j^{(n,d)} \mathbb{E}[Y_{tj} \mid \mathcal{E}].
\end{aligned}$$

The third equality follows since $\langle u_t^{(d)}, v_n \rangle$ is deterministic conditioned on $\{u_t^{(d)}, v_n\}$. Recalling (3), one can verify (5) using the same the arguments used to prove (4), i.e., we begin by conditioning on the set of latent factors $\{u_t^{(d)}, v_n : t > T_0\}$ rather than $\{u_t^{(d)}, v_n\}$.

APPENDIX C: PROOF OF LEMMA 4.1

For ease of notation, we suppress the conditioning on \mathcal{E} for the remainder of the proof. To bound the gap between s_i and \hat{s}_i , we recall the following well-known results.

LEMMA C.1—Weyl’s inequality: *Given $\mathbf{A}, \mathbf{B} \in \mathbb{R}^{m \times n}$, let σ_i and $\hat{\sigma}_i$ be the i -th singular values of \mathbf{A} and \mathbf{B} , respectively, in decreasing order and repeated by multiplicities. Then for all $i \leq \min\{m, n\}$, $|\sigma_i - \hat{\sigma}_i| \leq \|\mathbf{A} - \mathbf{B}\|_{\text{op}}$.*

LEMMA C.2—Sub-Gaussian Matrices: Theorem 4.4.5 of [Vershynin \(2018\)](#): *Let $\mathbf{A} = [A_{ij}]$ be an $m \times n$ random matrix where the entries A_{ij} are independent, mean zero, sub-Gaussian random variables. Then for any $t > 0$, we have $\|\mathbf{A}\|_{\text{op}} \leq CK(\sqrt{m} + \sqrt{n} + t)$ w.p. at least $1 - 2\exp(-t^2)$. Here, $K = \max_{i,j} \|A_{ij}\|_{\psi_2}$, and $C > 0$ is an absolute constant.*

By Lemma C.1, we have for any $i \leq \min\{T_0, N_d\}$, $|s_i - \hat{s}_i| \leq \|\mathbf{Y}_{\text{pre}, \mathcal{I}^{(d)}} - \mathbb{E}[\mathbf{Y}_{\text{pre}, \mathcal{I}^{(d)}}]\|_{\text{op}}$. Recalling Assumption 5 and applying Lemma C.2, we conclude for any $t > 0$ and some absolute constant $C > 0$, $|s_i - \hat{s}_i| \leq C\sigma(\sqrt{T_0} + \sqrt{N_d} + t)$ w.p. at least $1 - 2\exp(-t^2)$.

APPENDIX D: PROOF OF LEMMA 4.2

For ease of notation, we suppress the conditioning on \mathcal{E} for the remainder of the proof. Let \mathbf{V}_{post} denote the right singular vectors of $\mathbb{E}[\mathbf{Y}_{\text{post}, \mathcal{I}^{(d)}}]$. Under Assumption 8, we have

$$\mathbf{V}_{\text{post}} = \mathbf{V}_{\text{pre}} \mathbf{V}_{\text{pre}}' \mathbf{V}_{\text{post}}. \quad (22)$$

Because the columns of \mathbf{V}_{post} are orthonormal, we have

$$\mathbb{E}[\mathbf{Y}_{\text{post}, \mathcal{I}^{(d)}}] \tilde{w}^{(n,d)} = \mathbb{E}[\mathbf{Y}_{\text{post}, \mathcal{I}^{(d)}}] \mathbf{V}_{\text{pre}} \mathbf{V}_{\text{pre}}' w^{(n,d)} = \mathbb{E}[\mathbf{Y}_{\text{post}, \mathcal{I}^{(d)}}] w^{(n,d)}, \quad (23)$$

where we use (22) in the second equality. Hence, we conclude

$$\theta_n^{(d)} = \frac{1}{T_1} \sum_{t > T_0} \sum_{j \in \mathcal{I}^{(d)}} w_j^{(n,d)} \mathbb{E}[Y_{tj}] = \frac{1}{T_1} \sum_{t > T_0} \sum_{j \in \mathcal{I}^{(d)}} \tilde{w}_j^{(n,d)} \mathbb{E}[Y_{tj}].$$

The first equality follows from (5) in Theorem 2.1. The second equality follows from (23).

APPENDIX E: PROOF OF LEMMA 4.3

We first re-state Corollary 4.1 of Agarwal et al. (2020a). Recall that O_p absorbs dependencies on r and σ into the constant, and $C(\|\tilde{w}^{(n,d)}\|_2) = \max\{1, \|\tilde{w}^{(n,d)}\|_2\}$.

LEMMA—Corollary 4.1 of Agarwal et al. (2020a): *Let the setup of Lemma 4.2 hold. Then w.p. at least $1 - O(1/(T_0 N_d)^{10})$*

$$\|\hat{w}^{(n,d)} - \tilde{w}^{(n,d)}\|_2^2 \leq C(\sigma, r) \frac{C^2(\|\tilde{w}^{(n,d)}\|_2) \log(T_0 N_d)}{\min\{T_0, N_d\}}, \quad (24)$$

where $C(\sigma, r)$ is a constant that only depends on σ and r .

This is seen by adapting the notation in Agarwal et al. (2020a) to that used in this paper. In particular, $y = Y_{\text{pre}, n}$, $\mathbf{X} = \mathbb{E}[\mathbf{Y}_{\text{pre}, \mathcal{I}^{(d)}}]$, $\tilde{\mathbf{Z}} = \mathbf{Y}_{\text{pre}, \mathcal{I}^{(d)}}$, $\hat{\beta} = \hat{w}^{(n,d)}$, $\beta^* = \tilde{w}^{(n,d)}$, where $y, \mathbf{X}, \tilde{\mathbf{Z}}, \hat{\beta}, \beta^*$ are the notations used in Agarwal et al. (2020a)¹⁰ Further, we also use the

¹⁰Since we do not consider missing values in this work, $\tilde{\mathbf{Z}} = \mathbf{Z}$, where \mathbf{Z} is the notation used in Agarwal et al. (2020a).

fact that $\mathbf{X}\beta^*$ in the notation of Agarwal et al. (2020a) (i.e., $\mathbb{E}[\mathbf{Y}_{\text{pre}, \mathcal{I}^{(d)}}] \tilde{w}^{(n,d)}$ in our notation) equals $\mathbb{E}[Y_{\text{pre}, n}]$. This follows from

$$\mathbb{E}[Y_{\text{pre}, n}] = \mathbb{E}[\mathbf{Y}_{\text{pre}, \mathcal{I}^{(d)}}] \tilde{w}^{(n,d)}, \quad (25)$$

which follows from (4) in Theorem 2.1 and (23). We conclude by noting (24) implies

$$\hat{w}^{(n,d)} - \tilde{w}^{(n,d)} = O_p \left(\frac{C(\|\tilde{w}^{(n,d)}\|_2) \sqrt{\log(T_0 N_d)}}{\min\{\sqrt{T_0}, \sqrt{N_d}\}} \right).$$

APPENDIX F: PROOF OF THEOREM 4.1

For ease of notation, we suppress the conditioning on \mathcal{E} for the remainder of the proof. Recall that we are absorbing the dependencies on r and σ into the constant within O_p , and $C(\|v\|_p) = \max\{1, \|v\|_p\}$ for any $v \in \mathbb{R}^a$. For any $t > T_0$, let $Y_{t, \mathcal{I}^{(d)}} = [Y_{tj} = Y_{tj}^{(d)} : j \in \mathcal{I}^{(d)}] \in \mathbb{R}^{N_d}$ and $\varepsilon_{t, \mathcal{I}^{(d)}} = [\varepsilon_{tj} : j \in \mathcal{I}^{(d)}] \in \mathbb{R}^{N_d}$. Note that the rows of $\mathbf{Y}_{\text{post}, \mathcal{I}^{(d)}}$ are formed by $\{Y_{t, \mathcal{I}^{(d)}} : t > T_0\}$. Further, for any matrix \mathbf{A} with orthonormal columns, let $\mathcal{P}_A = \mathbf{A}\mathbf{A}'$ denote the projection matrix onto the subspace spanned by the columns of \mathbf{A} .

By (8), Lemma 4.2, and Theorem 2.1, we have

$$\begin{aligned} \hat{\theta}_n^{(d)} - \theta_n^{(d)} &= \frac{1}{T_1} \sum_{t > T_0} (\langle Y_{t, \mathcal{I}^{(d)}}, \hat{w}^{(n,d)} \rangle - \langle \mathbb{E}[Y_{t, \mathcal{I}^{(d)}}], \tilde{w}^{(n,d)} \rangle) \\ &= \frac{1}{T_1} \sum_{t > T_0} (\langle \mathbb{E}[Y_{t, \mathcal{I}^{(d)}}], \hat{w}^{(n,d)} - \tilde{w}^{(n,d)} \rangle + \langle \varepsilon_{t, \mathcal{I}^{(d)}}, \tilde{w}^{(n,d)} \rangle \\ &\quad + \langle \varepsilon_{t, \mathcal{I}^{(d)}}, \hat{w}^{(n,d)} - \tilde{w}^{(n,d)} \rangle). \end{aligned} \quad (26)$$

From Assumption 8, it follows that $\mathbf{V}_{\text{post}} = \mathcal{P}_{V_{\text{pre}}} \mathbf{V}_{\text{post}}$, where $\mathbf{V}_{\text{pre}}, \mathbf{V}_{\text{post}}$ are the right singular vectors of $\mathbb{E}[\mathbf{Y}_{\text{pre}, \mathcal{I}^{(d)}}]$ and $\mathbb{E}[\mathbf{Y}_{\text{post}, \mathcal{I}^{(d)}}]$, respectively. Hence, $\mathbb{E}[\mathbf{Y}_{\text{post}, \mathcal{I}^{(d)}}] = \mathbb{E}[\mathbf{Y}_{\text{pre}, \mathcal{I}^{(d)}}] \mathcal{P}_{V_{\text{pre}}}$. As such, for any $t > T_0$,

$$\langle \mathbb{E}[Y_{t, \mathcal{I}^{(d)}}], \hat{w}^{(n,d)} - \tilde{w}^{(n,d)} \rangle = \langle \mathbb{E}[Y_{t, \mathcal{I}^{(d)}}], \mathcal{P}_{V_{\text{pre}}}(\hat{w}^{(n,d)} - \tilde{w}^{(n,d)}) \rangle. \quad (27)$$

Plugging (27) into (26) yields

$$\hat{\theta}_n^{(d)} - \theta_n^{(d)} = \frac{1}{T_1} \sum_{t > T_0} (\langle \mathbb{E}[Y_{t, \mathcal{I}^{(d)}}], \mathcal{P}_{V_{\text{pre}}}(\hat{w}^{(n,d)} - \tilde{w}^{(n,d)}) \rangle$$

$$+ \langle \varepsilon_{t, \mathcal{I}(d)}, \tilde{w}^{(n,d)} \rangle + \langle \varepsilon_{t, \mathcal{I}(d)}, \hat{w}^{(n,d)} - \tilde{w}^{(n,d)} \rangle. \quad (28)$$

Below, we bound the three terms on the right-hand side (RHS) of (28) separately.

Bounding term 1. By Cauchy-Schwartz inequality, observe that

$$\langle \mathbb{E}[Y_{t, \mathcal{I}(d)}], \mathcal{P}_{V_{\text{pre}}}(\hat{w}^{(n,d)} - \tilde{w}^{(n,d)}) \rangle \leq \|\mathbb{E}[Y_{t, \mathcal{I}(d)}]\|_2 \|\mathcal{P}_{V_{\text{pre}}}(\hat{w}^{(n,d)} - \tilde{w}^{(n,d)})\|_2.$$

Under Assumption 6, we have $\|\mathbb{E}[Y_{t, \mathcal{I}(d)}]\|_2 \leq \sqrt{N_d}$. As such,

$$\frac{1}{T_1} \sum_{t > T_0} \langle \mathbb{E}[Y_{t, \mathcal{I}(d)}], \mathcal{P}_{V_{\text{pre}}}(\hat{w}^{(n,d)} - \tilde{w}^{(n,d)}) \rangle \leq \sqrt{N_d} \|\mathcal{P}_{V_{\text{pre}}}(\hat{w}^{(n,d)} - \tilde{w}^{(n,d)})\|_2.$$

Hence, it remains to bound $\|\mathcal{P}_{V_{\text{pre}}}(\hat{w}^{(n,d)} - \tilde{w}^{(n,d)})\|_2$. Towards this, we state the following lemma. Its proof can be found in Appendix F.1.

LEMMA F.1: *Consider the setup of Theorem 4.1. Then,*

$$\mathcal{P}_{V_{\text{pre}}}(\hat{w}^{(n,d)} - \tilde{w}^{(n,d)}) = O_p \left(\frac{1}{\sqrt{N_d} T_0^{\frac{1}{4}}} + \frac{C(\|\tilde{w}^{(n,d)}\|_1) \sqrt{\log(T_0 N_d)}}{\sqrt{N_d} \cdot \min\{\sqrt{T_0}, \sqrt{N_d}\}} \right).$$

Using Lemma F.1, we obtain

$$\frac{1}{T_1} \sum_{t > T_0} \langle \mathbb{E}[Y_{t, \mathcal{I}(d)}], \mathcal{P}_{V_{\text{pre}}}(\hat{w}^{(n,d)} - \tilde{w}^{(n,d)}) \rangle = O_p \left(\frac{1}{T_0^{\frac{1}{4}}} + \frac{C(\|\tilde{w}^{(n,d)}\|_1) \sqrt{\log(T_0 N_d)}}{\min\{\sqrt{T_0}, \sqrt{N_d}\}} \right). \quad (29)$$

This concludes the analysis for the first term.

Bounding term 2. We begin with a simple lemma.

LEMMA F.2: *Let γ_t be a sequence of independent mean zero sub-Gaussian r.v.s with variance σ^2 . Then, $\frac{1}{T} \sum_{t=1}^T \gamma_t = O_p \left(\frac{\sigma^2}{\sqrt{T}} \right)$.*

PROOF: Immediately holds by Hoeffding's lemma (Lemma F.6).

Q.E.D.

By Assumptions 2 and 5, we have for any $t > T_0$,

$$\mathbb{E}[\langle \varepsilon_{t, \mathcal{I}(d)}, \tilde{w}^{(n,d)} \rangle] = 0, \quad \text{Var}(\langle \varepsilon_{t, \mathcal{I}(d)}, \tilde{w}^{(n,d)} \rangle) = \sigma^2 \|\tilde{w}^{(n,d)}\|_2^2.$$

Since $\langle \varepsilon_{t, \mathcal{I}^{(d)}}, \tilde{w}^{(n,d)} \rangle$ are independent across t , Lemma F.2 yields

$$\frac{1}{T_1} \sum_{t > T_0} \langle \varepsilon_{t, \mathcal{I}^{(d)}}, \tilde{w}^{(n,d)} \rangle = O_p \left(\frac{\|\tilde{w}^{(n,d)}\|_2}{\sqrt{T_1}} \right). \quad (30)$$

Bounding term 3. First, we define the event \mathcal{E}_1 as

$$\mathcal{E}_1 = \left\{ \|\hat{w}^{(n,d)} - \tilde{w}^{(n,d)}\|_2 = O \left(\frac{C(\|\tilde{w}^{(n,d)}\|_2) \sqrt{\log(T_0 N_d)}}{\min\{\sqrt{T_0}, \sqrt{N_d}\}} \right) \right\}.$$

By Lemma 4.3, \mathcal{E}_1 occurs w.h.p. (defined in Appendix J). Next, we define the event \mathcal{E}_2 as

$$\mathcal{E}_2 = \left\{ \frac{1}{T_1} \sum_{t > T_1} \langle \varepsilon_{t, \mathcal{I}^{(d)}}, \hat{w}^{(n,d)} - \tilde{w}^{(n,d)} \rangle = O \left(\frac{C(\|\tilde{w}^{(n,d)}\|_2) \sqrt{\log(T_0 N_d)}}{\sqrt{T_1} \min\{\sqrt{T_0}, \sqrt{N_d}\}} \right) \right\}.$$

Now, condition on \mathcal{E}_1 . By Assumptions 2 and 5, we have for any $t > T_0$,

$$\begin{aligned} \mathbb{E}[\langle \varepsilon_{t, \mathcal{I}^{(d)}}, \hat{w}^{(n,d)} - \tilde{w}^{(n,d)} \rangle] &= 0 \\ \text{Var}(\langle \varepsilon_{t, \mathcal{I}^{(d)}}, \hat{w}^{(n,d)} - \tilde{w}^{(n,d)} \rangle) &= \sigma^2 \|\hat{w}^{(n,d)} - \tilde{w}^{(n,d)}\|_2^2. \end{aligned}$$

Given that $\langle \varepsilon_{t, \mathcal{I}^{(d)}}, \hat{w}^{(n,d)} - \tilde{w}^{(n,d)} \rangle$ are independent across t , Lemmas 4.3 and F.2 imply $\mathcal{E}_2 | \mathcal{E}_1$ occurs w.h.p. Further, we note

$$\mathbb{P}(\mathcal{E}_2) = \mathbb{P}(\mathcal{E}_2 | \mathcal{E}_1) \mathbb{P}(\mathcal{E}_1) + \mathbb{P}(\mathcal{E}_2 | \mathcal{E}_1^c) \mathbb{P}(\mathcal{E}_1^c) \geq \mathbb{P}(\mathcal{E}_2 | \mathcal{E}_1) \mathbb{P}(\mathcal{E}_1). \quad (31)$$

Since \mathcal{E}_1 and $\mathcal{E}_2 | \mathcal{E}_1$ occur w.h.p, it follows from (31) that \mathcal{E}_2 occurs w.h.p. As a result,

$$\frac{1}{T_1} \sum_{t > T_1} \langle \varepsilon_{t, \mathcal{I}^{(d)}}, \hat{w}^{(n,d)} - \tilde{w}^{(n,d)} \rangle = O_p \left(\frac{C(\|\tilde{w}^{(n,d)}\|_2) \sqrt{\log(T_0 N_d)}}{\sqrt{T_1} \min\{\sqrt{T_0}, \sqrt{N_d}\}} \right). \quad (32)$$

Collecting terms. Incorporating (29), (30), (32) into (28), and simplifying yields

$$\hat{\theta}_n^{(d)} - \theta_n^{(d)} = O_p \left(\frac{1}{T_0^{\frac{1}{4}}} + \frac{\|\tilde{w}^{(n,d)}\|_2}{\sqrt{T_1}} + \frac{C(\|\tilde{w}^{(n,d)}\|_1) \sqrt{\log(T_0 N_d)}}{\min\{\sqrt{T_0}, \sqrt{N_d}\}} \right).$$

F.1. Proof of Lemma F.1

We begin by introducing some helpful notations: let $\mathbf{Y}_{\text{pre}, \mathcal{I}^{(d)}}^{r_{\text{pre}}} = \sum_{\ell=1}^{r_{\text{pre}}} \hat{s}_{\ell} \hat{u}_{\ell} \hat{v}_{\ell}'$ be the rank r_{pre} -approximation of $\mathbf{Y}_{\text{pre}, \mathcal{I}^{(d)}}$, given by (6). More compactly, we write its singular value decomposition (SVD) as $\mathbf{Y}_{\text{pre}, \mathcal{I}^{(d)}}^{r_{\text{pre}}} = \hat{\mathbf{U}}_{\text{pre}} \hat{\mathbf{S}}_{\text{pre}} \hat{\mathbf{V}}_{\text{pre}}'$. Further, let $\varepsilon_{\text{pre}, n} = [\varepsilon_{tn} : t \leq T_0]$.

To establish Lemma F.1, consider the following decomposition:

$$\mathcal{P}_{V_{\text{pre}}}(\hat{w}^{(n,d)} - \tilde{w}^{(n,d)}) = (\mathcal{P}_{V_{\text{pre}}} - \mathcal{P}_{\hat{V}_{\text{pre}}})(\hat{w}^{(n,d)} - \tilde{w}^{(n,d)}) + \mathcal{P}_{\hat{V}_{\text{pre}}}(\hat{w}^{(n,d)} - \tilde{w}^{(n,d)}).$$

We proceed to bound each term separately.

Bounding term 1. Recall $\|\mathbf{A}v\|_2 \leq \|\mathbf{A}\|_{\text{op}} \|v\|_2$ for any $\mathbf{A} \in \mathbb{R}^{a \times b}$ and $v \in \mathbb{R}^b$. Thus,

$$\|(\mathcal{P}_{V_{\text{pre}}} - \mathcal{P}_{\hat{V}_{\text{pre}}})(\hat{w}^{(n,d)} - \tilde{w}^{(n,d)})\|_2 \leq \|\mathcal{P}_{V_{\text{pre}}} - \mathcal{P}_{\hat{V}_{\text{pre}}}\|_{\text{op}} \|\hat{w}^{(n,d)} - \tilde{w}^{(n,d)}\|_2. \quad (33)$$

To control the above term, we state a helper lemma that bounds the distance between the subspaces spanned by the columns of V_{pre} and \hat{V}_{pre} . Its proof is given in Appendix F.2.

LEMMA F.3: *Consider the setup of Theorem 4.1. Then for any $t > 0$, the following holds w.p. at least $1 - 2 \exp(-t^2)$: $\|\mathcal{P}_{\hat{V}_{\text{pre}}} - \mathcal{P}_{V_{\text{pre}}}\|_{\text{op}} \leq \frac{C \sigma(\sqrt{T_0} + \sqrt{N_d} + t)}{s_{r_{\text{pre}}}}$, where $s_{r_{\text{pre}}}$ is the r_{pre} -th singular value of $\mathbb{E}[\mathbf{Y}_{\text{pre}, \mathcal{I}^{(d)}}]$, and $C > 0$ is an absolute constant.*

Applying Lemma F.3 with Assumption 7, we have

$$\|\mathcal{P}_{\hat{V}_{\text{pre}}} - \mathcal{P}_{V_{\text{pre}}}\|_{\text{op}} = O_p \left(\frac{1}{\min\{\sqrt{T_0}, \sqrt{N_d}\}} \right). \quad (34)$$

Substituting (34) and the bound in Lemma 4.3 into (33), we obtain

$$(\mathcal{P}_{V_{\text{pre}}} - \mathcal{P}_{\hat{V}_{\text{pre}}})(\hat{w}^{(n,d)} - \tilde{w}^{(n,d)}) = O_p \left(\frac{C(\|\hat{w}^{(n,d)}\|_2) \sqrt{\log(T_0 N_d)}}{\min\{T_0, N_d\}} \right). \quad (35)$$

Bounding term 2. To begin, since \hat{V}_{pre} is an isometry, it follows that

$$\|\mathcal{P}_{\hat{V}_{\text{pre}}}(\hat{w}^{(n,d)} - \tilde{w}^{(n,d)})\|_2^2 = \|\hat{\mathbf{V}}_{\text{pre}}'(\hat{w}^{(n,d)} - \tilde{w}^{(n,d)})\|_2^2. \quad (36)$$

We upper bound $\|\widehat{\mathbf{V}}_{\text{pre}}'(\widehat{w}^{(n,d)} - \widetilde{w}^{(n,d)})\|_2^2$ as follows: consider

$$\begin{aligned} \|\mathbf{Y}_{\text{pre}, \mathcal{I}^{(d)}}^{r_{\text{pre}}}(\widehat{w}^{(n,d)} - \widetilde{w}^{(n,d)})\|_2^2 &= (\widehat{w}^{(n,d)} - \widetilde{w}^{(n,d)})' \widehat{\mathbf{V}}_{\text{pre}} \widehat{\mathbf{S}}_{r_{\text{pre}}}^2 \widehat{\mathbf{V}}_{\text{pre}}'(\widehat{w}^{(n,d)} - \widetilde{w}^{(n,d)}) \\ &= (\widehat{\mathbf{V}}_{\text{pre}}'(\widehat{w}^{(n,d)} - \widetilde{w}^{(n,d)}))' \widehat{\mathbf{S}}_{r_{\text{pre}}}^2 (\widehat{\mathbf{V}}_{\text{pre}}'(\widehat{w}^{(n,d)} - \widetilde{w}^{(n,d)})) \geq \widehat{s}_{r_{\text{pre}}}^2 \|\widehat{\mathbf{V}}_{\text{pre}}'(\widehat{w}^{(n,d)} - \widetilde{w}^{(n,d)})\|_2^2. \end{aligned} \quad (37)$$

Using (37) and (36) together implies

$$\|\mathcal{P}_{\widehat{\mathbf{V}}_{\text{pre}}}(\widehat{w}^{(n,d)} - \widetilde{w}^{(n,d)})\|_2^2 \leq \frac{\|\mathbf{Y}_{\text{pre}, \mathcal{I}^{(d)}}^{r_{\text{pre}}}(\widehat{w}^{(n,d)} - \widetilde{w}^{(n,d)})\|_2^2}{\widehat{s}_{r_{\text{pre}}}^2}. \quad (38)$$

To bound the numerator in (38), note

$$\begin{aligned} &\|\mathbf{Y}_{\text{pre}, \mathcal{I}^{(d)}}^{r_{\text{pre}}}(\widehat{w}^{(n,d)} - \widetilde{w}^{(n,d)})\|_2^2 \\ &\leq 2\|\mathbf{Y}_{\text{pre}, \mathcal{I}^{(d)}}^{r_{\text{pre}}} \widehat{w}^{(n,d)} - \mathbb{E}[Y_{\text{pre}, n}]\|_2^2 + 2\|\mathbb{E}[Y_{\text{pre}, n}] - \mathbf{Y}_{\text{pre}, \mathcal{I}^{(d)}}^{r_{\text{pre}}} \widetilde{w}^{(n,d)}\|_2^2 \\ &= 2\|\mathbf{Y}_{\text{pre}, \mathcal{I}^{(d)}}^{r_{\text{pre}}} \widehat{w}^{(n,d)} - \mathbb{E}[Y_{\text{pre}, n}]\|_2^2 + 2\|(\mathbb{E}[\mathbf{Y}_{\text{pre}, \mathcal{I}^{(d)}}] - \mathbf{Y}_{\text{pre}, \mathcal{I}^{(d)}}^{r_{\text{pre}}}) \widetilde{w}^{(n,d)}\|_2^2, \end{aligned} \quad (39)$$

where we have used (25). To further upper bound the the second term on the RHS above, we use the following inequality: for any $\mathbf{A} \in \mathbb{R}^{a \times b}$, $v \in \mathbb{R}^b$,

$$\|\mathbf{A}v\|_2 = \left\| \sum_{j=1}^b \mathbf{A}_{\cdot j} v_j \right\|_2 \leq \left(\max_{j \leq b} \|\mathbf{A}_{\cdot j}\|_2 \right) \left(\sum_{j=1}^b |v_j| \right) = \|\mathbf{A}\|_{2, \infty} \|v\|_1, \quad (40)$$

where $\|\mathbf{A}\|_{2, \infty} = \max_j \|\mathbf{A}_{\cdot j}\|_2$ and $\mathbf{A}_{\cdot j}$ represents the j -th column of \mathbf{A} . Thus,

$$\|(\mathbb{E}[\mathbf{Y}_{\text{pre}, \mathcal{I}^{(d)}}] - \mathbf{Y}_{\text{pre}, \mathcal{I}^{(d)}}^{r_{\text{pre}}}) \widetilde{w}^{(n,d)}\|_2^2 \leq \|\mathbb{E}[\mathbf{Y}_{\text{pre}, \mathcal{I}^{(d)}}] - \mathbf{Y}_{\text{pre}, \mathcal{I}^{(d)}}^{r_{\text{pre}}}\|_{2, \infty}^2 \|\widetilde{w}^{(n,d)}\|_1^2. \quad (41)$$

Substituting (39) into (38) and subsequently using (41) implies

$$\begin{aligned} &\|\mathcal{P}_{\widehat{\mathbf{V}}_{\text{pre}}}(\widehat{w}^{(n,d)} - \widetilde{w}^{(n,d)})\|_2^2 \\ &\leq \frac{2}{\widehat{s}_{r_{\text{pre}}}^2} \left(\|\mathbf{Y}_{\text{pre}, \mathcal{I}^{(d)}}^{r_{\text{pre}}} \widehat{w}^{(n,d)} - \mathbb{E}[Y_{\text{pre}, n}]\|_2^2 + \|\mathbb{E}[\mathbf{Y}_{\text{pre}, \mathcal{I}^{(d)}}] - \mathbf{Y}_{\text{pre}, \mathcal{I}^{(d)}}^{r_{\text{pre}}}\|_{2, \infty}^2 \|\widetilde{w}^{(n,d)}\|_1^2 \right). \end{aligned} \quad (42)$$

Next, we bound $\|\mathbf{Y}_{\text{pre}, \mathcal{I}^{(d)}}^{r_{\text{pre}}} \widehat{w}^{(n,d)} - \mathbb{E}[Y_{\text{pre}, n}]\|_2^2$. To this end, observe that

$$\|\mathbf{Y}_{\text{pre}, \mathcal{I}^{(d)}}^{r_{\text{pre}}} \widehat{w}^{(n,d)} - Y_{\text{pre}, n}\|_2^2 = \|\mathbf{Y}_{\text{pre}, \mathcal{I}^{(d)}}^{r_{\text{pre}}} \widehat{w}^{(n,d)} - \mathbb{E}[Y_{\text{pre}, n}] - \varepsilon_{\text{pre}, n}\|_2^2$$

$$= \|\mathbf{Y}_{\text{pre}, \mathcal{I}^{(d)}}^{r_{\text{pre}}} \hat{w}^{(n,d)} - \mathbb{E}[Y_{\text{pre},n}]\|_2^2 + \|\varepsilon_{\text{pre},n}\|_2^2 - 2\langle \mathbf{Y}_{\text{pre}, \mathcal{I}^{(d)}}^{r_{\text{pre}}} \hat{w}^{(n,d)} - \mathbb{E}[Y_{\text{pre},n}], \varepsilon_{\text{pre},n} \rangle. \quad (43)$$

We call upon Property 3.1 of [Agarwal et al. \(2020a\)](#), which states that $\hat{w}^{(n,d)}$, as given by (7), is the unique solution to the following program:

$$\begin{aligned} & \text{minimize} \quad \|w\|_2 \quad \text{over} \quad w \in \mathbb{R}^{N_d} \\ & \text{such that} \quad w \in \arg \min_{\omega \in \mathbb{R}^{N_d}} \|Y_{\text{pre},n} - \mathbf{Y}_{\text{pre}, \mathcal{I}^{(d)}}^{r_{\text{pre}}} \omega\|_2^2. \end{aligned}$$

This implies that

$$\begin{aligned} & \|\mathbf{Y}_{\text{pre}, \mathcal{I}^{(d)}}^{r_{\text{pre}}} \hat{w}^{(n,d)} - Y_{\text{pre},n}\|_2^2 \leq \|\mathbf{Y}_{\text{pre}, \mathcal{I}^{(d)}}^{r_{\text{pre}}} \tilde{w}^{(n,d)} - Y_{\text{pre},n}\|_2^2 \\ & = \|(\mathbf{Y}_{\text{pre}, \mathcal{I}^{(d)}}^{r_{\text{pre}}} - \mathbb{E}[\mathbf{Y}_{\text{pre}, \mathcal{I}^{(d)}}])\tilde{w}^{(n,d)}\|_2^2 + \|\varepsilon_{\text{pre},n}\|_2^2 - 2\langle \mathbf{Y}_{\text{pre}, \mathcal{I}^{(d)}}^{r_{\text{pre}}} \tilde{w}^{(n,d)} - \mathbb{E}[Y_{\text{pre},n}], \varepsilon_{\text{pre},n} \rangle. \end{aligned} \quad (44)$$

From (43) and (44), we have

$$\begin{aligned} & \|\mathbf{Y}_{\text{pre}, \mathcal{I}^{(d)}}^{r_{\text{pre}}} \hat{w}^{(n,d)} - \mathbb{E}[Y_{\text{pre},n}]\|_2^2 \\ & \leq \|(\mathbf{Y}_{\text{pre}, \mathcal{I}^{(d)}}^{r_{\text{pre}}} - \mathbb{E}[\mathbf{Y}_{\text{pre}, \mathcal{I}^{(d)}}])\tilde{w}^{(n,d)}\|_2^2 + 2\langle \mathbf{Y}_{\text{pre}, \mathcal{I}^{(d)}}^{r_{\text{pre}}} (\hat{w}^{(n,d)} - \tilde{w}^{(n,d)}), \varepsilon_{\text{pre},n} \rangle \\ & \leq \|\mathbb{E}[\mathbf{Y}_{\text{pre}, \mathcal{I}^{(d)}}] - \mathbf{Y}_{\text{pre}, \mathcal{I}^{(d)}}^{r_{\text{pre}}}\|_{2,\infty}^2 \|\tilde{w}^{(n,d)}\|_1^2 + 2\langle \mathbf{Y}_{\text{pre}, \mathcal{I}^{(d)}}^{r_{\text{pre}}} (\hat{w}^{(n,d)} - \tilde{w}^{(n,d)}), \varepsilon_{\text{pre},n} \rangle, \end{aligned} \quad (45)$$

where we used (40) in the second inequality above. Using (42) and (45), we obtain

$$\begin{aligned} & \|\mathcal{P}_{\hat{V}_{\text{pre}}}(\hat{w}^{(n,d)} - \tilde{w}^{(n,d)})\|_2^2 \\ & \leq \frac{4}{\hat{s}_{r_{\text{pre}}}^2} \left(\|\mathbb{E}[\mathbf{Y}_{\text{pre}, \mathcal{I}^{(d)}}] - \mathbf{Y}_{\text{pre}, \mathcal{I}^{(d)}}^{r_{\text{pre}}}\|_{2,\infty}^2 \|\tilde{w}^{(n,d)}\|_1^2 + \langle \mathbf{Y}_{\text{pre}, \mathcal{I}^{(d)}}^{r_{\text{pre}}} (\hat{w}^{(n,d)} - \tilde{w}^{(n,d)}), \varepsilon_{\text{pre},n} \rangle \right). \end{aligned} \quad (46)$$

We now state two helper lemmas that will help us conclude the proof. The proof of Lemmas F.4 and F.5 are given in Appendices F.3 and F.4, respectively.

LEMMA F.4—Lemma 6.2 of [Agarwal et al. \(2020a\)](#): *Let Assumptions 1, 2, 4, 5, 6, 7 hold. Suppose $k = r_{\text{pre}}$, where k is defined as in (7). Then, $\|\mathbf{Y}_{\text{pre}, \mathcal{I}^{(d)}}^{r_{\text{pre}}} - \mathbb{E}[\mathbf{Y}_{\text{pre}, \mathcal{I}^{(d)}}]\|_{2,\infty} = O_p \left(\frac{\sqrt{T_0 \log(T_0 N_d)}}{\min\{\sqrt{T_0}, \sqrt{N_d}\}} \right)$.*

LEMMA F.5: *Let Assumptions 1 to 7 hold. Then, given $\mathbf{Y}_{\text{pre}, \mathcal{I}^{(d)}}^{r_{\text{pre}}}$, the following holds with respect to the randomness in $\varepsilon_{\text{pre}, n}$: $\langle \mathbf{Y}_{\text{pre}, \mathcal{I}^{(d)}}^{r_{\text{pre}}}(\hat{w}^{(n,d)} - \tilde{w}^{(n,d)}), \varepsilon_{\text{pre}, n} \rangle = O_p \left(\sqrt{T_0} + \|\mathbf{Y}_{\text{pre}, \mathcal{I}^{(d)}}^{r_{\text{pre}}} - \mathbb{E}[\mathbf{Y}_{\text{pre}, \mathcal{I}^{(d)}}]\|_{2, \infty} \|\tilde{w}^{(n,d)}\|_1 \right)$.*

Incorporating Lemmas 4.1, F.4, F.5, and Assumption 7 into (46), we conclude

$$\mathcal{P}_{\hat{V}_{\text{pre}}}(\hat{w}^{(n,d)} - \tilde{w}^{(n,d)}) = O_p \left(\frac{1}{\sqrt{N_d} T_0^{\frac{1}{4}}} + \frac{\|\tilde{w}^{(n,d)}\|_1 \sqrt{\log(T_0 N_d)}}{\sqrt{N_d} \cdot \min\{\sqrt{T_0}, \sqrt{N_d}\}} \right). \quad (47)$$

Collecting terms. Combining (35) and (47), and noting $\|v\|_2 \leq \|v\|_1$ for any v , we conclude

$$\mathcal{P}_{V_{\text{pre}}}(\hat{w}^{(n,d)} - \tilde{w}^{(n,d)}) = O_p \left(\frac{1}{\sqrt{N_d} T_0^{\frac{1}{4}}} + \frac{C(\|\tilde{w}^{(n,d)}\|_1) \sqrt{\log(T_0 N_d)}}{\sqrt{N_d} \cdot \min\{\sqrt{T_0}, \sqrt{N_d}\}} \right).$$

F.2. Proof of Lemma F.3

We recall the well-known singular subspace perturbation result by Wedin.

THEOREM F.1—Wedin’s Theorem [Wedin \(1972\)](#): *Given $\mathbf{A}, \mathbf{B} \in \mathbb{R}^{m \times n}$, let $\mathbf{V}, \hat{\mathbf{V}} \in \mathbb{R}^{n \times n}$ denote their respective right singular vectors. Further, let $\mathbf{V}_k \in \mathbb{R}^{n \times k}$ (respectively, $\hat{\mathbf{V}}_k \in \mathbb{R}^{n \times k}$) correspond to the truncation of \mathbf{V} (respectively, $\hat{\mathbf{V}}$), respectively, that retains the columns corresponding to the top k singular values of \mathbf{A} (respectively, \mathbf{B}). Let s_i represent the i -th singular value of \mathbf{A} . Then, $\|\mathcal{P}_{V_{\text{pre}}} - \mathcal{P}_{\hat{V}_{\text{pre}}}\|_{\text{op}} \leq \frac{2\|\mathbf{A} - \mathbf{B}\|_{\text{op}}}{s_k - s_{k+1}}$.*

Recall that $\hat{\mathbf{V}}_{\text{pre}}$ is formed by the top r_{pre} right singular vectors of $\mathbf{Y}_{\text{pre}, \mathcal{I}^{(d)}}$. As a result, applying Theorem F.1 gives $\|\mathcal{P}_{\hat{V}_{\text{pre}}} - \mathcal{P}_{V_{\text{pre}}}\|_{\text{op}} \leq \frac{2\|\mathbf{Y}_{\text{pre}, \mathcal{I}^{(d)}} - \mathbb{E}[\mathbf{Y}_{\text{pre}, \mathcal{I}^{(d)}}]\|_{\text{op}}}{s_{r_{\text{pre}}}}$, where we used $\text{rank}(\mathbb{E}[\mathbf{Y}_{\text{pre}, \mathcal{I}^{(d)}}]) = r_{\text{pre}}$, and hence $s_{r_{\text{pre}}+1} = 0$. By Assumption 5 and Lemma C.2, we can further bound the inequality above. In particular, for any $t > 0$, we have w.p. at least $1 - 2\exp(-t^2)$, $\|\mathcal{P}_{\hat{V}_{\text{pre}}} - \mathcal{P}_{V_{\text{pre}}}\|_{\text{op}} \leq \frac{C\sigma(\sqrt{T_0} + \sqrt{N_d} + t)}{s_{r_{\text{pre}}}}$, where $C > 0$ is an absolute constant.

F.3. Proof of Lemma F.4

We first re-state Lemma 6.2 of [Agarwal et al. \(2020a\)](#).

LEMMA: *Let the setup of Lemma F.4 hold. Then w.p. at least $1 - O(1/(T_0 N_d)^{10})$,*

$$\begin{aligned} & \| \mathbf{Y}_{\text{pre}, \mathcal{I}^{(d)}}^{r_{\text{pre}}} - \mathbb{E}[\mathbf{Y}_{\text{pre}, \mathcal{I}^{(d)}}] \|_{2, \infty}^2 \\ & \leq C(\sigma, r) \left(\frac{(T_0 + N_d)(T_0 + \sqrt{T_0} \log(T_0 N_d))}{s_{r_{\text{pre}}}^2} + \log(T_0 N_d) \right), \end{aligned} \quad (48)$$

where $C(\sigma, r)$ is a constant that only depends on σ, r .

This is seen by adapting the notation in Agarwal et al. (2020a) to that used in this paper. In particular, $\mathbf{X} = \mathbb{E}[\mathbf{Y}_{\text{pre}, \mathcal{I}^{(d)}}]$, $\tilde{\mathbf{Z}}^r = \mathbf{Y}_{\text{pre}, \mathcal{I}^{(d)}}^{r_{\text{pre}}}$, where $\mathbf{X}, \tilde{\mathbf{Z}}^r$ are the notations used in Agarwal et al. (2020a).

Next, we simplify (48) using Assumption 7. As such, w.p. at least $1 - O(1/(T_0 N_d)^{10})$,

$$\| \mathbf{Y}_{\text{pre}, \mathcal{I}^{(d)}}^{r_{\text{pre}}} - \mathbb{E}[\mathbf{Y}_{\text{pre}, \mathcal{I}^{(d)}}] \|_{2, \infty}^2 \leq C(\sigma, r) \left(\frac{T_0 \log(T_0 N_d)}{\min\{T_0, N_d\}} \right) \quad (49)$$

We conclude the proof by noting that (49) implies $\| \mathbf{Y}_{\text{pre}, \mathcal{I}^{(d)}}^{r_{\text{pre}}} - \mathbb{E}[\mathbf{Y}_{\text{pre}, \mathcal{I}^{(d)}}] \|_{2, \infty} = O_p \left(\frac{\sqrt{T_0 \log(T_0 N_d)}}{\min\{\sqrt{T_0}, \sqrt{N_d}\}} \right)$.

F.4. Proof of Lemma F.5.

Throughout this proof, $C, c > 0$ will denote absolute constants, which can change from line to line or even within a line. Recall $\hat{w}^{(n, d)} = \hat{\mathbf{V}}_{\text{pre}} \hat{\mathbf{S}}_{\text{pre}}^{-1} \hat{\mathbf{U}}_{\text{pre}}' Y_{\text{pre}, n}$ and $Y_{\text{pre}, n} = \mathbb{E}[Y_{\text{pre}, n}] + \varepsilon_{\text{pre}, n}$. Thus,

$$\mathbf{Y}_{\text{pre}, \mathcal{I}^{(d)}}^{r_{\text{pre}}} \hat{w}^{(n, d)} = \hat{\mathbf{U}}_{\text{pre}} \hat{\mathbf{S}}_{\text{pre}} \hat{\mathbf{V}}_{\text{pre}}' \hat{\mathbf{V}}_{\text{pre}} \hat{\mathbf{S}}_{\text{pre}}^{-1} \hat{\mathbf{U}}_{\text{pre}}' Y_{\text{pre}, n} = \mathcal{P}_{\hat{\mathbf{U}}_{\text{pre}}} \mathbb{E}[Y_{\text{pre}, n}] + \mathcal{P}_{\hat{\mathbf{U}}_{\text{pre}}} \varepsilon_{\text{pre}, n}. \quad (50)$$

Therefore,

$$\begin{aligned} & \langle \mathbf{Y}_{\text{pre}, \mathcal{I}^{(d)}}^{r_{\text{pre}}} (\hat{w}^{(n, d)} - \tilde{w}^{(n, d)}), \varepsilon_{\text{pre}, n} \rangle \\ & = \langle \mathcal{P}_{\hat{\mathbf{U}}_{\text{pre}}} \mathbb{E}[Y_{\text{pre}, n}], \varepsilon_{\text{pre}, n} \rangle + \langle \mathcal{P}_{\hat{\mathbf{U}}_{\text{pre}}} \varepsilon_{\text{pre}, n}, \varepsilon_{\text{pre}, n} \rangle - \langle \hat{\mathbf{U}}_{\text{pre}} \hat{\mathbf{S}}_{\text{pre}} \hat{\mathbf{V}}_{\text{pre}}' \tilde{w}^{(n, d)}, \varepsilon_{\text{pre}, n} \rangle. \end{aligned} \quad (51)$$

Note that $\varepsilon_{\text{pre}, n}$ is independent of $\mathbf{Y}_{\text{pre}, \mathcal{I}^{(d)}}$, and thus also independent of $\hat{\mathbf{U}}_{\text{pre}}, \mathbf{Y}_{\text{pre}, \mathcal{I}^{(d)}}^{r_{\text{pre}}}$. This follows since both quantities are determined by $\mathbf{Y}_{\text{pre}, \mathcal{I}^{(d)}}$. Therefore,

$$\mathbb{E} \left[\langle \mathcal{P}_{\hat{\mathbf{U}}_{\text{pre}}} \mathbb{E}[Y_{\text{pre}, n}], \varepsilon_{\text{pre}, n} \rangle \right] = 0, \quad (52)$$

$$\mathbb{E} \left[\langle \hat{\mathbf{U}}_{\text{pre}} \hat{\mathbf{S}}_{\text{pre}} \hat{\mathbf{V}}_{\text{pre}}' \tilde{\mathbf{w}}^{(n,d)}, \varepsilon_{\text{pre},n} \rangle \right] = 0 \quad (53)$$

Moreover, using the cyclic property of the trace operator, we obtain

$$\begin{aligned} \mathbb{E} \left[\langle \mathcal{P}_{\hat{\mathbf{U}}_{\text{pre}}} \varepsilon_{\text{pre},n}, \varepsilon_{\text{pre},n} \rangle \right] &= \mathbb{E} \left[\varepsilon_{\text{pre},n}' \mathcal{P}_{\hat{\mathbf{U}}_{\text{pre}}} \varepsilon_{\text{pre},n} \right] = \mathbb{E} \left[\text{tr} \left(\varepsilon_{\text{pre},n}' \mathcal{P}_{\hat{\mathbf{U}}_{\text{pre}}} \varepsilon_{\text{pre},n} \right) \right] \\ &= \mathbb{E} \left[\text{tr} \left(\varepsilon_{\text{pre},n} \varepsilon_{\text{pre},n}' \mathcal{P}_{\hat{\mathbf{U}}_{\text{pre}}} \right) \right] = \text{tr} \left(\mathbb{E} \left[\varepsilon_{\text{pre},n} \varepsilon_{\text{pre},n}' \right] \mathcal{P}_{\hat{\mathbf{U}}_{\text{pre}}} \right) = \text{tr} \left(\sigma^2 \mathcal{P}_{\hat{\mathbf{U}}_{\text{pre}}} \right) = \sigma^2 \|\hat{\mathbf{U}}_{\text{pre}}\|_F^2 = \sigma^2 r_{\text{pre}}. \end{aligned}$$

Note that the above also uses (i) the mean zero and coordinate-wise independence of $\varepsilon_{\text{pre},n}$; (ii) orthonormality of $\hat{\mathbf{U}}_{\text{pre}} \in \mathbb{R}^{n \times r_{\text{pre}}}$. Therefore, it follows that

$$\mathbb{E} \left[\langle \mathbf{Y}_{\text{pre}, \mathcal{I}^{(d)}}^{r_{\text{pre}}} (\hat{\mathbf{w}}^{(n,d)} - \tilde{\mathbf{w}}^{(n,d)}), \varepsilon_{\text{pre},n} \rangle \right] = \sigma^2 r_{\text{pre}}. \quad (54)$$

Next, to obtain high probability bounds for the inner product term, we use the following lemmas, the proofs of which can be found in Appendix A of [Agarwal et al. \(2020a\)](#).

LEMMA F.6—Modified Hoeffding's Lemma: *Let $X \in \mathbb{R}^n$ be r.v. with independent mean-zero sub-Gaussian random coordinates with $\|X_i\|_{\psi_2} \leq K$. Let $a \in \mathbb{R}^n$ be another random vector that satisfies $\|a\|_2 \leq b$ for some constant $b \geq 0$. Then for any $t \geq 0$, $\mathbb{P} \left(\left| \sum_{i=1}^n a_i X_i \right| \geq t \right) \leq 2 \exp \left(- \frac{ct^2}{K^2 b^2} \right)$, where $c > 0$ is a universal constant.*

LEMMA F.7—Modified Hanson-Wright Inequality: *Let $X \in \mathbb{R}^n$ be a r.v. with independent mean-zero sub-Gaussian coordinates with $\|X_i\|_{\psi_2} \leq K$. Let $\mathbf{A} \in \mathbb{R}^{n \times n}$ be a random matrix satisfying $\|\mathbf{A}\|_{\text{op}} \leq a$ and $\|\mathbf{A}\|_F^2 \leq b$ for some $a, b \geq 0$. Then for any $t \geq 0$,*

$$\mathbb{P} \left(\left| X^T \mathbf{A} X - \mathbb{E}[X^T \mathbf{A} X] \right| \geq t \right) \leq 2 \exp \left(- c \min \left(\frac{t^2}{K^4 b}, \frac{t}{K^2 a} \right) \right).$$

Using Lemma F.6 and (52), and Assumptions 2 and 5, it follows that for any $t > 0$

$$\mathbb{P} \left(\langle \mathcal{P}_{\hat{\mathbf{U}}_{\text{pre}}} \mathbb{E}[Y_{\text{pre},n}], \varepsilon_{\text{pre},n} \rangle \geq t \right) \leq \exp \left(- \frac{ct^2}{T_0 \sigma^2} \right). \quad (55)$$

Note that the above also uses $\|\mathcal{P}_{\hat{\mathbf{U}}_{\text{pre}}} \mathbb{E}[Y_{\text{pre},n}]\|_2 \leq \|\mathbb{E}[Y_{\text{pre},n}]\|_2 \leq \sqrt{T_0}$, which follows from the fact that $\|\mathcal{P}_{\hat{\mathbf{U}}_{\text{pre}}}\|_{\text{op}} \leq 1$ and Assumption 6. Further, (55) implies

$$\langle \mathcal{P}_{\hat{\mathbf{U}}_{\text{pre}}} \mathbb{E}[Y_{\text{pre},n}], \varepsilon_{\text{pre},n} \rangle = O_p(\sqrt{T_0}). \quad (56)$$

Similarly, using (53), we have for any $t > 0$

$$\mathbb{P} \left(\langle \widehat{\mathbf{U}}_{\text{pre}} \widehat{\mathbf{S}}_{\text{pre}} \widehat{\mathbf{V}}_{\text{pre}}' \widetilde{\mathbf{w}}^{(n,d)}, \varepsilon_{\text{pre},n} \rangle \geq t \right) \leq \exp \left(- \frac{ct^2}{\sigma^2(T_0 + \|\mathbf{Y}_{\text{pre},\mathcal{I}(d)}^{r_{\text{pre}}} - \mathbb{E}[\mathbf{Y}_{\text{pre},\mathcal{I}(d)}]\|_{2,\infty}^2 \|\widetilde{\mathbf{w}}^{(n,d)}\|_1^2)} \right), \quad (57)$$

where we use the fact that

$$\begin{aligned} \|\widehat{\mathbf{U}}_{\text{pre}} \widehat{\mathbf{S}}_{\text{pre}} \widehat{\mathbf{V}}_{\text{pre}}' \widetilde{\mathbf{w}}^{(n,d)}\|_2 &= \|\mathbf{Y}_{\text{pre},\mathcal{I}(d)}^{r_{\text{pre}}} \widetilde{\mathbf{w}}^{(n,d)} \pm \mathbb{E}[\mathbf{Y}_{\text{pre},n}]\|_2 \\ &= \|(\mathbf{Y}_{\text{pre},\mathcal{I}(d)}^{r_{\text{pre}}} - \mathbb{E}[\mathbf{Y}_{\text{pre},\mathcal{I}(d)}]) \widetilde{\mathbf{w}}^{(n,d)} + \mathbb{E}[\mathbf{Y}_{\text{pre},n}]\|_2 \\ &\leq \|(\mathbf{Y}_{\text{pre},\mathcal{I}(d)}^{r_{\text{pre}}} - \mathbb{E}[\mathbf{Y}_{\text{pre},\mathcal{I}(d)}]) \widetilde{\mathbf{w}}^{(n,d)}\|_2 + \|\mathbb{E}[\mathbf{Y}_{\text{pre},n}]\|_2 \\ &\leq \|\mathbf{Y}_{\text{pre},\mathcal{I}(d)}^{r_{\text{pre}}} - \mathbb{E}[\mathbf{Y}_{\text{pre},\mathcal{I}(d)}]\|_{2,\infty} \|\widetilde{\mathbf{w}}^{(n,d)}\|_1 + \sqrt{T_0}. \end{aligned}$$

In the inequalities above, we use $\mathbb{E}[\mathbf{Y}_{\text{pre},\mathcal{I}(d)}] \widetilde{\mathbf{w}}^{(n,d)} = \mathbb{E}[\mathbf{Y}_{\text{pre},\mathcal{I}(d)}] \mathbf{w}^{(n,d)} = \mathbb{E}[\mathbf{Y}_{\text{pre},n}]$, which follows from (23) and (40). Then, (57) implies

$$\langle \widehat{\mathbf{U}}_{\text{pre}} \widehat{\mathbf{S}}_{\text{pre}} \widehat{\mathbf{V}}_{\text{pre}}' \widetilde{\mathbf{w}}^{(n,d)}, \varepsilon_{\text{pre},n} \rangle = O_p \left(\sqrt{T_0} + \|\mathbf{Y}_{\text{pre},\mathcal{I}(d)}^{r_{\text{pre}}} - \mathbb{E}[\mathbf{Y}_{\text{pre},\mathcal{I}(d)}]\|_{2,\infty} \|\widetilde{\mathbf{w}}^{(n,d)}\|_1 \right) \quad (58)$$

Finally, using Lemma F.7 and (54), along with Assumptions 2 and 5, we have for any $t > 0$

$$\mathbb{P} \left(\langle \mathcal{P}_{\widehat{\mathbf{U}}_{\text{pre}}} \varepsilon_{\text{pre},n}, \varepsilon_{\text{pre},n} \rangle \geq \sigma^2 r_{\text{pre}} + t \right) \leq \exp \left(-c \min \left(\frac{t^2}{\sigma^4 r_{\text{pre}}}, \frac{t}{\sigma^2} \right) \right), \quad (59)$$

where we have used $\|\mathcal{P}_{\widehat{\mathbf{U}}_{\text{pre}}}\|_{\text{op}} \leq 1$ and $\|\mathcal{P}_{\widehat{\mathbf{U}}_{\text{pre}}}\|_F^2 = r_{\text{pre}}$. Then, (59) implies

$$\langle \mathcal{P}_{\widehat{\mathbf{U}}_{\text{pre}}} \varepsilon_{\text{pre},n}, \varepsilon_{\text{pre},n} \rangle = O_p(1). \quad (60)$$

From (51), (56), (58), and (60), we conclude that

$$\langle \mathbf{Y}_{\text{pre},\mathcal{I}(d)}^{r_{\text{pre}}} (\widehat{\mathbf{w}}^{(n,d)} - \widetilde{\mathbf{w}}^{(n,d)}), \varepsilon_{\text{pre},n} \rangle = O_p \left(\sqrt{T_0} + \|\mathbf{Y}_{\text{pre},\mathcal{I}(d)}^{r_{\text{pre}}} - \mathbb{E}[\mathbf{Y}_{\text{pre},\mathcal{I}(d)}]\|_{2,\infty} \|\widetilde{\mathbf{w}}^{(n,d)}\|_1 \right).$$

APPENDIX G: PROOF OF THEOREM 4.2

For ease of notation, we suppress the conditioning on \mathcal{E} for the remainder of the proof. To begin, we scale the left-hand side (LHS) of (28) by $\sqrt{T_1}$ and analyze each of the three terms on the right-hand side (RHS) of (28) separately.

To address the first term on the RHS of (28), we scale (29) by $\sqrt{T_1}$ and recall our assumption on T_1 given by (9). We then obtain

$$\frac{1}{\sqrt{T_1}} \sum_{t>T_0} \langle \mathbb{E}[Y_{t,\mathcal{I}(d)}], \mathcal{P}_{V_{\text{pre}}}(\widehat{w}^{(n,d)} - \widetilde{w}^{(n,d)}) \rangle = o_p(1). \quad (61)$$

To address the second term on the RHS of (28), we scale (30) by $\sqrt{T_1}$. Since $\langle \varepsilon_{t,\mathcal{I}(d)}, \widetilde{w}^{(n,d)} \rangle$ are independent across t , the Lindeberg–Lévy Central Limit Theorem (see Billingsley (1986)) yields

$$\frac{1}{\sqrt{T_1}} \sum_{t>T_0} \langle \varepsilon_{t,\mathcal{I}(d)}, \widetilde{w}^{(n,d)} \rangle \xrightarrow{d} \mathcal{N}(0, \sigma^2 \text{plim} \|\widetilde{w}^{(n,d)}\|_2^2). \quad (62)$$

To address the third term on the RHS of (28), we scale (32) by $\sqrt{T_1}$ and recall the assumption $\log(T_0 N_d) = o\left(\min\{T_0, N_d\}/C(\|\widetilde{w}^{(n,d)}\|_2)^2\right)$. This yields

$$\frac{1}{\sqrt{T_1}} \sum_{t>T_0} \langle \varepsilon_{t,\mathcal{I}(d)}, \widehat{w}^{(n,d)} - \widetilde{w}^{(n,d)} \rangle = o_p(1). \quad (63)$$

Finally, scaling (28) by $\sqrt{T_1}$ and collecting (61), (62), (63), we conclude $\sqrt{T_1}(\widehat{\theta}_n^{(d)} - \theta_n^{(d)}) \xrightarrow{d} \mathcal{N}(0, \sigma^2 \text{plim} \|\widetilde{w}^{(n,d)}\|_2^2)$.

APPENDIX H: PROOF OF LEMMA 4.4

For ease of notation, we suppress the conditioning on \mathcal{E} for the remainder of the proof. Recall that we are absorbing the dependencies on r and σ into the constant within O_p . Further, recall the definitions of $\mathbf{Y}_{\text{pre},\mathcal{I}(d)}^{r_{\text{pre}}}$ and $\varepsilon_{\text{pre},n}$, as stated in the proof of Theorem 4.1 (Appendix F). Using the definition of $\widehat{w}^{(n,d)}$ in (7), $\mathbf{Y}_{\text{pre},\mathcal{I}(d)} \widehat{w}^{(n,d)} = \mathbf{Y}_{\text{pre},\mathcal{I}(d)}^{r_{\text{pre}}} \widehat{w}^{(n,d)}$. Substituting this equality into our definition of the variance estimator in (10), we get $\widehat{\sigma}^2 = \frac{1}{T_0} \|Y_{\text{pre},n} - \mathbf{Y}_{\text{pre},\mathcal{I}(d)}^{r_{\text{pre}}} \widehat{w}^{(n,d)}\|_2^2$. Next, consider

$$\begin{aligned} & \|Y_{\text{pre},n} - \mathbf{Y}_{\text{pre},\mathcal{I}(d)}^{r_{\text{pre}}} \widehat{w}^{(n,d)}\|_2^2 \\ &= \|\mathbb{E}[Y_{\text{pre},n}] - \mathbf{Y}_{\text{pre},\mathcal{I}(d)}^{r_{\text{pre}}} \widehat{w}^{(n,d)}\|_2^2 + \|\varepsilon_{\text{pre},n}\|_2^2 + 2\langle \varepsilon_{\text{pre},n}, (\mathbb{E}[Y_{\text{pre},n}] - \mathbf{Y}_{\text{pre},\mathcal{I}(d)}^{r_{\text{pre}}} \widehat{w}^{(n,d)}) \rangle. \end{aligned} \quad (64)$$

Below, we analyze each term on the RHS of (64) separately.

Bounding $\|\mathbb{E}[Y_{\text{pre},n}] - \mathbf{Y}_{\text{pre},\mathcal{I}(d)}^{r_{\text{pre}}} \hat{w}^{(n,d)}\|_2$. In order to control this term, we incorporate Lemmas F.4 and F.5 into the bound in (45) to obtain

$$\frac{1}{T_0} \|\mathbb{E}[Y_{\text{pre},n}] - \mathbf{Y}_{\text{pre},\mathcal{I}(d)}^{r_{\text{pre}}} \hat{w}^{(n,d)}\|_2^2 = O_p \left(\frac{1}{\sqrt{T_0}} + \frac{\log(T_0 N_d) \|\tilde{w}^{(n,d)}\|_1^2}{\min\{T_0, N_d\}} \right). \quad (65)$$

Bounding $\|\varepsilon_{\text{pre},n}\|_2$. Since the entries of $\varepsilon_{\text{pre},n}$ are independent mean zero sub-Gaussian random variables, it follows from Lemma F.2 that

$$\frac{1}{T_0} \|\varepsilon_{\text{pre},n}\|_2^2 - \sigma^2 = O_p \left(\frac{1}{\sqrt{T_0}} \right). \quad (66)$$

Bounding $\langle \varepsilon_{\text{pre},n}, (\mathbb{E}[Y_{\text{pre},n}] - \mathbf{Y}_{\text{pre},\mathcal{I}(d)}^{r_{\text{pre}}} \hat{w}^{(n,d)}) \rangle$. From (50), we have $\mathbf{Y}_{\text{pre},\mathcal{I}(d)}^{r_{\text{pre}}} \hat{w}^{(n,d)} = \mathcal{P}_{\hat{U}_{\text{pre}}}(\mathbb{E}[Y_{\text{pre},n}] + \varepsilon_{\text{pre},n})$. Hence,

$$\begin{aligned} & \langle \varepsilon_{\text{pre},n}, (\mathbb{E}[Y_{\text{pre},n}] - \mathbf{Y}_{\text{pre},\mathcal{I}(d)}^{r_{\text{pre}}} \hat{w}^{(n,d)}) \rangle \\ &= \langle \varepsilon_{\text{pre},n}, \mathbb{E}[Y_{\text{pre},n}] \rangle - \langle \varepsilon_{\text{pre},n}, \mathcal{P}_{\hat{U}_{\text{pre}}} \mathbb{E}[Y_{\text{pre},n}] \rangle - \langle \varepsilon_{\text{pre},n}, \mathcal{P}_{\hat{U}_{\text{pre}}} \varepsilon_{\text{pre},n} \rangle. \end{aligned} \quad (67)$$

By Lemma F.6 and Assumption 5, it follows that for any $t > 0$

$$\mathbb{P} \left(\langle \varepsilon_{\text{pre},n}, \mathbb{E}[Y_{\text{pre},n}] \rangle \geq t \right) \leq \exp \left(- \frac{ct^2}{T_0 \sigma^2} \right), \quad (68)$$

$$\mathbb{P} \left(\langle \varepsilon_{\text{pre},n}, \mathcal{P}_{\hat{U}_{\text{pre}}} \mathbb{E}[Y_{\text{pre},n}] \rangle \geq t \right) \leq \exp \left(- \frac{ct^2}{T_0 \sigma^2} \right). \quad (69)$$

Note that we have used $\|\mathcal{P}_{\hat{U}_{\text{pre}}}\|_{\text{op}} \leq 1$ and Assumption 6 to obtain $\|\mathcal{P}_{\hat{U}_{\text{pre}}} \mathbb{E}[Y_{\text{pre},n}]\|_2 \leq \|\mathbb{E}[Y_{\text{pre},n}]\|_2 \leq \sqrt{T_0}$. Together, (68) and (69) then imply that

$$\langle \varepsilon_{\text{pre},n}, \mathbb{E}[Y_{\text{pre},n}] \rangle = O_p(\sqrt{T_0}), \quad \langle \varepsilon_{\text{pre},n}, \mathcal{P}_{\hat{U}_{\text{pre}}} \mathbb{E}[Y_{\text{pre},n}] \rangle = O_p(\sqrt{T_0}). \quad (70)$$

From (59), we have for any $t > 0$,

$$\mathbb{P} \left(\langle \varepsilon_{\text{pre},n}, \mathcal{P}_{\hat{U}_{\text{pre}}} \varepsilon_{\text{pre},n} \rangle \geq \sigma^2 r_{\text{pre}} + t \right) \leq \exp \left(- c \min \left(\frac{t^2}{\sigma^4 r_{\text{pre}}}, \frac{t}{\sigma^2} \right) \right),$$

which implies that

$$\langle \varepsilon_{\text{pre},n}, \mathcal{P}_{\hat{U}_{\text{pre}}} \varepsilon_{\text{pre},n} \rangle = O_p(1). \quad (71)$$

Plugging (70) and (71) into (67), we obtain

$$\frac{1}{T_0} \langle \varepsilon_{\text{pre},n}, (\mathbb{E}[Y_{\text{pre},n}] - \mathbf{Y}_{\text{pre},\mathcal{I}^{(d)}}^{r_{\text{pre}}} \hat{w}^{(n,d)}) \rangle = O_p \left(\frac{1}{\sqrt{T_0}} \right). \quad (72)$$

Collecting terms. Normalizing (64) by T_0 and subsequently incorporating the bounds in (65), (66), and (72), we conclude $\hat{\sigma}^2 - \sigma^2 = O_p \left(\frac{1}{\sqrt{T_0}} + \frac{\log(T_0 N_d) \|\hat{w}^{(n,d)}\|_1^2}{\min\{T_0, N_d\}} \right)$.

APPENDIX I: PROOF OF THEOREM 5.1

For ease of notation, we suppress the conditioning on \mathcal{E} for the remainder of the proof. We make use of the following notation: for any matrix \mathbf{A} with orthonormal columns, let $\mathcal{P}_A = \mathbf{A}\mathbf{A}'$ denote the projection matrix onto the subspace spanned by the columns of \mathbf{A} . Additionally, we follow the notation established in Section 5. In particular, we recall $\phi_{\text{pre}}(a) = \sqrt{T_0} + \sqrt{N_d} + \sqrt{\log(1/a)}$; $\phi_{\text{post}}(a) = \sqrt{T_1} + \sqrt{N_d} + \sqrt{\log(1/a)}$; and s_ℓ, ς_ℓ are the ℓ -th singular values of $\mathbb{E}[\mathbf{Y}_{\text{pre},\mathcal{I}^{(d)}}]$ and $\mathbb{E}[\mathbf{Y}_{\text{post},\mathcal{I}^{(d)}}]$, respectively. Finally, we let $C \geq 0$ denote an absolute constant, whose value can change from line to line or even within a line.

Type I error. We first bound the Type I error, which anchors on Lemma I.1, stated below. The proof of Lemma I.1 can be found in Appendix I.2.

LEMMA I.1: *Suppose H_0 is true. Then,*

$$\begin{aligned} \hat{\tau} = & \|(\mathcal{P}_{V_{\text{pre}}} - \mathcal{P}_{\hat{V}_{\text{pre}}})\hat{\mathbf{V}}_{\text{post}}\|_F^2 + \|(\mathbf{I} - \mathcal{P}_{V_{\text{pre}}})(\mathcal{P}_{\hat{V}_{\text{post}}} - \mathcal{P}_{V_{\text{post}}})\|_F^2 \\ & + 2\langle (\mathcal{P}_{V_{\text{pre}}} - \mathcal{P}_{\hat{V}_{\text{pre}}})\hat{\mathbf{V}}_{\text{post}}, (\mathbf{I} - \mathcal{P}_{V_{\text{pre}}})\hat{\mathbf{V}}_{\text{post}} \rangle_F. \end{aligned} \quad (73)$$

We proceed to bound each term on the right-hand side of (73) independently.

Bounding $\|(\mathcal{P}_{V_{\text{pre}}} - \mathcal{P}_{\hat{V}_{\text{pre}}})\hat{\mathbf{V}}_{\text{post}}\|_F^2$. By Lemma F.3, we have w.p. at least $1 - \alpha_1$,

$$\|(\mathcal{P}_{\hat{V}_{\text{pre}}} - \mathcal{P}_{V_{\text{pre}}})\hat{\mathbf{V}}_{\text{post}}\|_F^2 \leq \|\mathcal{P}_{\hat{V}_{\text{pre}}} - \mathcal{P}_{V_{\text{pre}}}\|_{\text{op}}^2 \|\hat{\mathbf{V}}_{\text{post}}\|_F^2 \leq \frac{C\sigma^2 r_{\text{post}} \phi_{\text{pre}}^2(\alpha_1)}{s_{r_{\text{pre}}}^2}. \quad (74)$$

Note that we have used the fact that $\|\widehat{\mathbf{V}}_{\text{post}}\|_F^2 = r_{\text{post}}$.

Bounding $\|(\mathbf{I} - \mathcal{P}_{V_{\text{pre}}})(\mathcal{P}_{\widehat{V}_{\text{post}}} - \mathcal{P}_{V_{\text{post}}})\|_F^2$. Observe that $(\mathbf{I} - \mathcal{P}_{V_{\text{pre}}})$ is a projection matrix, and hence $\|\mathbf{I} - \mathcal{P}_{V_{\text{pre}}}\|_{\text{op}} \leq 1$. By adapting Lemma F.3 for $\widehat{\mathbf{V}}_{\text{post}}, \mathbf{V}_{\text{post}}$ in place of $\widehat{\mathbf{V}}_{\text{pre}}, \mathbf{V}_{\text{pre}}$, we have w.p. at least $1 - \alpha_2$

$$\|\mathcal{P}_{\widehat{V}_{\text{post}}} - \mathcal{P}_{V_{\text{post}}}\|_F^2 \leq r_{\text{post}} \|\mathcal{P}_{\widehat{V}_{\text{post}}} - \mathcal{P}_{V_{\text{post}}}\|_{\text{op}}^2 \leq \frac{C\sigma^2 r_{\text{post}} \phi_{\text{post}}^2(\alpha_2)}{s_{r_{\text{post}}}^2}. \quad (75)$$

Note that we have used the following: (i) $\|\mathcal{P}_{\widehat{V}_{\text{post}}} - \mathcal{P}_{V_{\text{post}}}\|_F = \|\sin \Theta\|_F$, where $\sin \Theta \in \mathbb{R}^{r_{\text{post}} \times r_{\text{post}}}$ is a matrix of principal angles between the two projectors (see Absil et al. (2006)), which implies $\text{rank}(\mathcal{P}_{\widehat{V}_{\text{post}}} - \mathcal{P}_{V_{\text{post}}}) \leq r_{\text{post}}$; (ii) the standard norm inequality $\|\mathbf{A}\|_F \leq \sqrt{\text{rank}(\mathbf{A})} \|\mathbf{A}\|_{\text{op}}$ for any matrix \mathbf{A} . Using the result above, we have

$$\|(\mathbf{I} - \mathcal{P}_{V_{\text{pre}}})(\mathcal{P}_{\widehat{V}_{\text{post}}} - \mathcal{P}_{V_{\text{post}}})\|_F^2 \leq \|\mathbf{I} - \mathcal{P}_{V_{\text{pre}}}\|_{\text{op}}^2 \|\mathcal{P}_{\widehat{V}_{\text{post}}} - \mathcal{P}_{V_{\text{post}}}\|_F^2 \leq \frac{C\sigma^2 r_{\text{post}} \phi_{\text{post}}^2(\alpha_2)}{s_{r_{\text{post}}}^2}. \quad (76)$$

Bounding $\langle (\mathcal{P}_{V_{\text{pre}}} - \mathcal{P}_{\widehat{V}_{\text{pre}}})\widehat{\mathbf{V}}_{\text{post}}, (\mathbf{I} - \mathcal{P}_{V_{\text{pre}}})\widehat{\mathbf{V}}_{\text{post}} \rangle_F$. Using the cyclic property of the trace operator, we have that

$$\begin{aligned} \langle (\mathcal{P}_{V_{\text{pre}}} - \mathcal{P}_{\widehat{V}_{\text{pre}}})\widehat{\mathbf{V}}_{\text{post}}, \mathcal{P}_{V_{\text{pre}}}\widehat{\mathbf{V}}_{\text{post}} \rangle_F &= \text{tr}(\widehat{\mathbf{V}}_{\text{post}}'(\mathcal{P}_{V_{\text{pre}}} - \mathcal{P}_{\widehat{V}_{\text{pre}}})\mathcal{P}_{V_{\text{pre}}}\widehat{\mathbf{V}}_{\text{post}}) \\ &= \text{tr}((\mathcal{P}_{\widehat{V}_{\text{pre}}} - \mathcal{P}_{V_{\text{pre}}})\mathcal{P}_{V_{\text{pre}}}\mathcal{P}_{\widehat{V}_{\text{post}}}). \end{aligned} \quad (77)$$

Note that $\mathcal{P}_{\widehat{V}_{\text{pre}}} - \mathcal{P}_{V_{\text{pre}}}$ is symmetric, and $\mathcal{P}_{V_{\text{pre}}}$ and $\mathcal{P}_{\widehat{V}_{\text{post}}}$ are both symmetric positive semidefinite (PSD). As a result, Lemmas F.3 and I.6 yield w.p. at least $1 - \alpha_1$

$$\begin{aligned} \text{tr}((\mathcal{P}_{\widehat{V}_{\text{pre}}} - \mathcal{P}_{V_{\text{pre}}})\mathcal{P}_{V_{\text{pre}}}\mathcal{P}_{\widehat{V}_{\text{post}}}) &\leq \|\mathcal{P}_{\widehat{V}_{\text{pre}}} - \mathcal{P}_{V_{\text{pre}}}\|_{\text{op}} \text{tr}(\mathcal{P}_{V_{\text{pre}}}\mathcal{P}_{\widehat{V}_{\text{post}}}) \\ &\leq \|\mathcal{P}_{\widehat{V}_{\text{pre}}} - \mathcal{P}_{V_{\text{pre}}}\|_{\text{op}} \|\mathcal{P}_{V_{\text{pre}}}\|_{\text{op}} \text{tr}(\mathcal{P}_{\widehat{V}_{\text{post}}}) \leq \frac{C\sigma r_{\text{post}} \phi_{\text{pre}}(\alpha_1)}{s_{r_{\text{pre}}}}. \end{aligned} \quad (78)$$

Again, to arrive at the above inequality, we use $\|\mathcal{P}_{V_{\text{pre}}}\|_{\text{op}} \leq 1$ and $\text{tr}(\mathcal{P}_{\widehat{V}_{\text{post}}}) = r_{\text{post}}$.

Collecting terms. Collecting (74), (76), and (78) with $\alpha_1 = \alpha_2 = \alpha/2$, w.p. at least $1 - \alpha$,

$$\widehat{\tau} \leq \frac{C\sigma^2 r_{\text{post}} \phi_{\text{pre}}^2(\alpha/2)}{s_{r_{\text{pre}}}^2} + \frac{C\sigma^2 r_{\text{post}} \phi_{\text{post}}^2(\alpha/2)}{s_{r_{\text{post}}}^2} + \frac{C\sigma r_{\text{post}} \phi_{\text{pre}}(\alpha/2)}{s_{r_{\text{pre}}}}.$$

Defining the upper bound as $\tau(\alpha)$ completes the bound on the Type I error.

Type II error. Next, we bound the Type II error. We will leverage Lemma I.2, the proof of which can be found in Appendix I.3.

LEMMA I.2: *The following equality holds: $\hat{\tau} = r_{\text{post}} - c - c_1$, where*

$$\begin{aligned} c &= \|\mathcal{P}_{V_{\text{pre}}} \mathbf{V}_{\text{post}}\|_F^2 \\ c_1 &= \|(\mathcal{P}_{\hat{V}_{\text{pre}}} - \mathcal{P}_{V_{\text{pre}}}) \hat{\mathbf{V}}_{\text{post}}\|_F^2 + \|\mathcal{P}_{V_{\text{pre}}} (\mathcal{P}_{\hat{V}_{\text{post}}} - \mathcal{P}_{V_{\text{post}}})\|_F^2 \\ &\quad + 2\langle (\mathcal{P}_{\hat{V}_{\text{pre}}} - \mathcal{P}_{V_{\text{pre}}}) \hat{\mathbf{V}}_{\text{post}}, \mathcal{P}_{V_{\text{pre}}} \hat{\mathbf{V}}_{\text{post}} \rangle_F + 2\langle \mathcal{P}_{V_{\text{pre}}} (\mathcal{P}_{\hat{V}_{\text{post}}} - \mathcal{P}_{V_{\text{post}}}), \mathcal{P}_{V_{\text{pre}}} \mathcal{P}_{V_{\text{post}}} \rangle_F. \end{aligned} \quad (79)$$

We proceed to bound each term on the right hand side of (86) separately.

Bounding $\|(\mathcal{P}_{\hat{V}_{\text{pre}}} - \mathcal{P}_{V_{\text{pre}}}) \hat{\mathbf{V}}_{\text{post}}\|_F^2$. From (74), we have that w.p. at least $1 - \alpha_1$,

$$\|(\mathcal{P}_{\hat{V}_{\text{pre}}} - \mathcal{P}_{V_{\text{pre}}}) \hat{\mathbf{V}}_{\text{post}}\|_F^2 \leq \frac{C\sigma^2 r_{\text{post}} \phi_{\text{pre}}^2(\alpha_1)}{s_{r_{\text{pre}}}^2}. \quad (80)$$

Bounding $\|\mathcal{P}_{V_{\text{pre}}} (\mathcal{P}_{\hat{V}_{\text{post}}} - \mathcal{P}_{V_{\text{post}}})\|_F^2$. Using the inequality $\|\mathbf{AB}\|_F \leq \|\mathbf{A}\|_{\text{op}} \|\mathbf{B}\|_F$ for any two matrices \mathbf{A} and \mathbf{B} , as well as the bound in (75), we have w.p. at least $1 - \alpha_2$,

$$\|\mathcal{P}_{V_{\text{pre}}} (\mathcal{P}_{\hat{V}_{\text{post}}} - \mathcal{P}_{V_{\text{post}}})\|_F^2 \leq \frac{C\sigma^2 r_{\text{post}} \phi_{\text{post}}^2(\alpha_2)}{\varsigma_{r_{\text{post}}}^2}. \quad (81)$$

Bounding $\langle (\mathcal{P}_{\hat{V}_{\text{pre}}} - \mathcal{P}_{V_{\text{pre}}}) \hat{\mathbf{V}}_{\text{post}}, \mathcal{P}_{V_{\text{pre}}} \hat{\mathbf{V}}_{\text{post}} \rangle_F$. We invoke the bounds in (77) and (78) to obtain w.p. at least $1 - \alpha_1$

$$\langle (\mathcal{P}_{\hat{V}_{\text{pre}}} - \mathcal{P}_{V_{\text{pre}}}) \hat{\mathbf{V}}_{\text{post}}, \mathcal{P}_{V_{\text{pre}}} \hat{\mathbf{V}}_{\text{post}} \rangle_F \leq \frac{C\sigma r_{\text{post}} \phi_{\text{pre}}(\alpha_1)}{s_{r_{\text{pre}}}}. \quad (82)$$

Bounding $\langle \mathcal{P}_{V_{\text{pre}}} (\mathcal{P}_{\hat{V}_{\text{post}}} - \mathcal{P}_{V_{\text{post}}}), \mathcal{P}_{V_{\text{pre}}} \mathcal{P}_{V_{\text{post}}} \rangle_F$. Like in the argument to produce the bound in (78), we use Lemmas F.3 and I.6 to get that w.p. at least $1 - \alpha_2$,

$$\begin{aligned} \langle \mathcal{P}_{V_{\text{pre}}} (\mathcal{P}_{\hat{V}_{\text{post}}} - \mathcal{P}_{V_{\text{post}}}), \mathcal{P}_{V_{\text{pre}}} \mathcal{P}_{V_{\text{post}}} \rangle_F &= \text{tr}((\mathcal{P}_{\hat{V}_{\text{post}}} - \mathcal{P}_{V_{\text{post}}}) \mathcal{P}_{V_{\text{pre}}} \mathcal{P}_{V_{\text{pre}}} \mathcal{P}_{V_{\text{post}}}) \\ &= \text{tr}((\mathcal{P}_{\hat{V}_{\text{post}}} - \mathcal{P}_{V_{\text{post}}}) \mathcal{P}_{V_{\text{pre}}} \mathcal{P}_{V_{\text{post}}}) \leq \|\mathcal{P}_{\hat{V}_{\text{post}}} - \mathcal{P}_{V_{\text{post}}}\|_{\text{op}} \|\mathcal{P}_{V_{\text{pre}}}\|_{\text{op}} \text{tr}(\mathcal{P}_{V_{\text{post}}}) \leq \frac{C\sigma r_{\text{post}} \phi_{\text{post}}(\alpha_2)}{\varsigma_{r_{\text{post}}}}. \end{aligned} \quad (83)$$

Collecting terms. Combining (80), (81), (82), (83) with $\alpha_1 = \alpha_2 = \alpha/2$, and using the definition of $\tau(\alpha)$, we have that w.p. at least $1 - \alpha$ $c_1 \leq \tau(\alpha) + \frac{C\sigma r_{\text{post}}\phi_{\text{post}}(\alpha/2)}{\varsigma r_{\text{post}}}$. Hence, along with Lemma I.2, it follows that w.p. at least $1 - \alpha$,

$$\hat{\tau} \geq r_{\text{post}} - c - \tau(\alpha) - \frac{C\sigma r_{\text{post}}\phi_{\text{post}}(\alpha/2)}{\varsigma r_{\text{post}}}. \quad (84)$$

Now, suppose r_{post} satisfies (12), which implies that H_1 must hold. Then, (84) and (12) together imply $\mathbb{P}(\hat{\tau} > \tau(\alpha) | H_1) \geq 1 - \alpha$. This completes the proof.

I.1. Proof of Corollary 5.1

We utilize Lemmas I.3 and I.4, which are sharp versions of Lemmas C.2 and F.3.

LEMMA I.3—Gaussian Matrices: Theorem 7.3.1 of Vershynin (2018): *Let the setup of Lemma C.2 hold. Assume A_{ij} are Gaussian r.v.s with variance σ^2 . Then for any $t > 0$, $\|\mathbf{A}\|_{\text{op}} \leq \sigma(\sqrt{m} + \sqrt{n} + t)$ w.p. at least $1 - 2\exp(-t^2)$.*

LEMMA I.4: *Let the setup of Lemma F.3 hold. Further, assume ε_{tn} are Gaussian r.v.s with variance σ^2 . Then for any $\alpha \in (0, 1)$, we have w.p. at least $1 - \alpha$,*

$$\|\mathcal{P}_{\hat{V}_{\text{pre}}} - \mathcal{P}_{V_{\text{pre}}}\|_{\text{op}} \leq \frac{2\sigma\phi_{\text{pre}}(\alpha)}{\varsigma r_{\text{pre}}}, \quad \|\mathcal{P}_{\hat{V}_{\text{post}}} - \mathcal{P}_{V_{\text{post}}}\|_{\text{op}} \leq \frac{2\sigma\phi_{\text{post}}(\alpha)}{\varsigma r_{\text{post}}}.$$

PROOF: The proof is identical to that of Lemma F.3 except $\|\mathbf{Y}_{\text{pre}, \mathcal{I}(d)} - \mathbb{E}[\mathbf{Y}_{\text{pre}, \mathcal{I}(d)}]\|_{\text{op}}$ is now bounded above using Lemma I.3. Q.E.D.

The remainder of the proof of Corollary 5.1 is identical to that of Theorem 5.1.

I.2. Proof of Lemma I.1

$$\begin{aligned} \hat{\tau} &= \|(\mathbf{I} - \mathcal{P}_{\hat{V}_{\text{pre}}})\hat{\mathbf{V}}_{\text{post}}\|_F^2 = \|(\mathbf{I} - \mathcal{P}_{\hat{V}_{\text{pre}}})\hat{\mathbf{V}}_{\text{post}} - (\mathbf{I} - \mathcal{P}_{V_{\text{pre}}})\hat{\mathbf{V}}_{\text{post}} + (\mathbf{I} - \mathcal{P}_{V_{\text{pre}}})\hat{\mathbf{V}}_{\text{post}}\|_F^2 = \\ &= \|(\mathcal{P}_{V_{\text{pre}}} - \mathcal{P}_{\hat{V}_{\text{pre}}})\hat{\mathbf{V}}_{\text{post}} + (\mathbf{I} - \mathcal{P}_{V_{\text{pre}}})\hat{\mathbf{V}}_{\text{post}}\|_F^2 = \|(\mathcal{P}_{V_{\text{pre}}} - \mathcal{P}_{\hat{V}_{\text{pre}}})\hat{\mathbf{V}}_{\text{post}}\|_F^2 + \|(\mathbf{I} - \mathcal{P}_{V_{\text{pre}}})\hat{\mathbf{V}}_{\text{post}}\|_F^2 + \\ &+ 2\langle (\mathcal{P}_{V_{\text{pre}}} - \mathcal{P}_{\hat{V}_{\text{pre}}})\hat{\mathbf{V}}_{\text{post}}, (\mathbf{I} - \mathcal{P}_{V_{\text{pre}}})\hat{\mathbf{V}}_{\text{post}} \rangle_F. \end{aligned}$$

Under H_0 , it follows that $(\mathbf{I} - \mathcal{P}_{V_{\text{pre}}})\mathbf{V}_{\text{post}} = 0$. As a result, $\|(\mathbf{I} - \mathcal{P}_{V_{\text{pre}}})\widehat{\mathbf{V}}_{\text{post}}\|_F^2 = \|(\mathbf{I} - \mathcal{P}_{V_{\text{pre}}})\mathcal{P}_{\widehat{V}_{\text{post}}}\|_F^2 = \|(\mathbf{I} - \mathcal{P}_{V_{\text{pre}}})\mathcal{P}_{\widehat{V}_{\text{post}}} - (\mathbf{I} - \mathcal{P}_{V_{\text{pre}}})\mathcal{P}_{V_{\text{post}}}\|_F^2 = \|(\mathbf{I} - \mathcal{P}_{V_{\text{pre}}})(\mathcal{P}_{\widehat{V}_{\text{post}}} - \mathcal{P}_{V_{\text{post}}})\|_F^2$.

Applying these two sets of equalities above together completes the proof.

I.3. Proof of Lemma I.2

Because the columns of $\widehat{\mathbf{V}}_{\text{post}}$ are orthonormal, $r_{\text{post}} = \|\widehat{\mathbf{V}}_{\text{post}}\|_F^2 = \|\mathcal{P}_{\widehat{V}_{\text{pre}}}\widehat{\mathbf{V}}_{\text{post}}\|_F^2 + \|(\mathbf{I} - \mathcal{P}_{\widehat{V}_{\text{pre}}})\widehat{\mathbf{V}}_{\text{post}}\|_F^2$. Therefore, it follows that

$$\widehat{\tau} = \|(\mathbf{I} - \mathcal{P}_{\widehat{V}_{\text{pre}}})\widehat{\mathbf{V}}_{\text{post}}\|_F^2 = r_{\text{post}} - \|\mathcal{P}_{\widehat{V}_{\text{pre}}}\widehat{\mathbf{V}}_{\text{post}}\|_F^2. \quad (85)$$

Now, consider the second term of the equality above. That is,

$$\begin{aligned} \|\mathcal{P}_{\widehat{V}_{\text{pre}}}\widehat{\mathbf{V}}_{\text{post}}\|_F^2 &= \|\mathcal{P}_{\widehat{V}_{\text{pre}}}\widehat{\mathbf{V}}_{\text{post}} - \mathcal{P}_{V_{\text{pre}}}\widehat{\mathbf{V}}_{\text{post}} + \mathcal{P}_{V_{\text{pre}}}\widehat{\mathbf{V}}_{\text{post}}\|_F^2 \\ &= \|(\mathcal{P}_{\widehat{V}_{\text{pre}}} - \mathcal{P}_{V_{\text{pre}}})\widehat{\mathbf{V}}_{\text{post}}\|_F^2 + \|\mathcal{P}_{V_{\text{pre}}}\widehat{\mathbf{V}}_{\text{post}}\|_F^2 + 2\langle(\mathcal{P}_{\widehat{V}_{\text{pre}}} - \mathcal{P}_{V_{\text{pre}}})\widehat{\mathbf{V}}_{\text{post}}, \mathcal{P}_{V_{\text{pre}}}\widehat{\mathbf{V}}_{\text{post}}\rangle_F. \end{aligned} \quad (86)$$

Further, analyzing the second term of (86), we note that

$$\begin{aligned} \|\mathcal{P}_{V_{\text{pre}}}\widehat{\mathbf{V}}_{\text{post}}\|_F^2 &= \|\mathcal{P}_{V_{\text{pre}}}\mathcal{P}_{\widehat{V}_{\text{post}}}\|_F^2 = \|\mathcal{P}_{V_{\text{pre}}}\mathcal{P}_{\widehat{V}_{\text{post}}} - \mathcal{P}_{V_{\text{pre}}}\mathcal{P}_{V_{\text{post}}} + \mathcal{P}_{V_{\text{pre}}}\mathcal{P}_{V_{\text{post}}}\|_F^2 \\ &= \|\mathcal{P}_{V_{\text{pre}}}(\mathcal{P}_{\widehat{V}_{\text{post}}} - \mathcal{P}_{V_{\text{post}}})\|_F^2 + \|\mathcal{P}_{V_{\text{pre}}}\mathcal{P}_{V_{\text{post}}}\|_F^2 + 2\langle\mathcal{P}_{V_{\text{pre}}}(\mathcal{P}_{\widehat{V}_{\text{post}}} - \mathcal{P}_{V_{\text{post}}}), \mathcal{P}_{V_{\text{pre}}}\mathcal{P}_{V_{\text{post}}}\rangle_F. \end{aligned} \quad (87)$$

Incorporating (86) and (87) into (85), and recalling $c = \|\mathcal{P}_{V_{\text{pre}}}\mathcal{P}_{V_{\text{post}}}\|_F^2$ completes the proof.

I.4. Helper Lemmas

LEMMA I.5: Let $\mathbf{A}, \mathbf{B} \in \mathbb{R}^{n \times n}$ be symmetric PSD matrices. Then, $\text{tr}(\mathbf{AB}) \geq 0$.

PROOF: Let $\mathbf{B}^{1/2}$ denote the square root of \mathbf{B} . Since $\mathbf{A} \succeq 0$, we have $\text{tr}(\mathbf{AB}) = \text{tr}(\mathbf{AB}^{1/2}\mathbf{B}^{1/2}) = \text{tr}(\mathbf{B}^{1/2}\mathbf{AB}^{1/2}) = \sum_{i=1}^n (\mathbf{B}^{1/2}\mathbf{e}_i)' \mathbf{A} (\mathbf{B}^{1/2}\mathbf{e}_i) \geq 0$, Q.E.D.

LEMMA I.6: If $\mathbf{A} \in \mathbb{R}^{n \times n}$ is a symmetric matrix and $\mathbf{B} \in \mathbb{R}^{n \times n}$ is a symmetric PSD matrix, then $\text{tr}(\mathbf{AB}) \leq \lambda_{\max}(\mathbf{A}) \cdot \text{tr}(\mathbf{B})$, where $\lambda_{\max}(\mathbf{A})$ is the top eigenvalue of \mathbf{A} .

PROOF: Since \mathbf{A} is symmetric, it follows that $\lambda_{\max}(\mathbf{A})\mathbf{I} - \mathbf{A} \succeq 0$. As a result, applying Lemma I.5 yields $\text{tr}((\lambda_{\max}(\mathbf{A})\mathbf{I} - \mathbf{A})\mathbf{B}) = \lambda_{\max}(\mathbf{A}) \cdot \text{tr}(\mathbf{B}) - \text{tr}(\mathbf{AB}) \geq 0$. Q.E.D.

APPENDIX J: STANDARD NOTATION

For a matrix $\mathbf{A} \in \mathbb{R}^{a \times b}$, we denote its transpose as $\mathbf{A}' \in \mathbb{R}^{b \times a}$. We denote the operator (spectral) and Frobenius norms of \mathbf{A} as $\|\mathbf{A}\|_{\text{op}}$ and $\|\mathbf{A}\|_F$, respectively. The columnspace (or range) of \mathbf{A} is the span of its columns, which we denote as $\mathcal{R}(\mathbf{A}) = \{v \in \mathbb{R}^a : v = \mathbf{A}x, x \in \mathbb{R}^b\}$. The rowspace of \mathbf{A} , given by $\mathcal{R}(\mathbf{A}')$, is the span of its rows. Recall that the nullspace of \mathbf{A} is the set of vectors that are mapped to zero under \mathbf{A} . For any vector $v \in \mathbb{R}^a$, let $\|v\|_p$ denote its ℓ_p -norm. Further, we define the inner product between vectors $v, x \in \mathbb{R}^a$ as $\langle v, x \rangle = \sum_{\ell=1}^a v_\ell x_\ell$. If v is a random variable, we define its sub-Gaussian (Orlicz) norm as $\|v\|_{\psi_2}$. Let $[a] = \{1, \dots, a\}$ for any integer a .

Let f and g be two functions defined on the same space. We say that $f(n) = O(g(n))$ if and only if there exists a positive real number M and a real number n_0 such that for all $n \geq n_0$, $|f(n)| \leq M|g(n)|$. Analogously we say: $f(n) = \Theta(g(n))$ if and only if there exists positive real numbers m, M such that for all $n \geq n_0$, $m|g(n)| \leq |f(n)| \leq M|g(n)|$; $f(n) = o(g(n))$ if for any $m > 0$, there exists n_0 such that for all $n \geq n_0$, $|f(n)| \leq m|g(n)|$.

We adopt the standard notations and definitions for stochastic convergences. As such, we denote \xrightarrow{d} and \xrightarrow{p} as convergences in distribution and probability, respectively. We will also make use of O_p and o_p , which are probabilistic versions of the commonly used deterministic O and o notations. More formally, for any sequence of random vectors X_n , we say $X_n = O_p(a_n)$ if for every $\varepsilon > 0$, there exists constants C_ε and n_ε such that $\mathbb{P}(\|X_n\|_2 > C_\varepsilon a_n) < \varepsilon$ for every $n \geq n_\varepsilon$; equivalently, we say $(1/a_n)X_n$ is “uniformly tight” or “bounded in probability”. Similarly, $X_n = o_p(a_n)$ if for all $\varepsilon, \varepsilon' > 0$, there exists n_ε such that $\mathbb{P}(\|X_n\|_2 > \varepsilon' a_n) < \varepsilon$ for every $n \geq n_\varepsilon$. Therefore, $X_n = o_p(1) \iff X_n \xrightarrow{p} 0$. Additionally, we use the “plim” probability limit operator: $\text{plim } X_n = a \iff X_n \xrightarrow{p} a$. We say a sequence of events \mathcal{E}_n , indexed by n , holds “with high probability” (w.h.p.) if $\mathbb{P}(\mathcal{E}_n) \rightarrow 1$ as $n \rightarrow \infty$, i.e., for any $\varepsilon > 0$, there exists a n_ε such that for all $n > n_\varepsilon$, $\mathbb{P}(\mathcal{E}_n) > 1 - \varepsilon$. More generally, a multi-indexed sequence of events $\mathcal{E}_{n_1, \dots, n_d}$, with indices n_1, \dots, n_d with $d \geq 1$, is said to hold w.h.p. if $\mathbb{P}(\mathcal{E}_{n_1, \dots, n_d}) \rightarrow 1$ as $\min\{n_1, \dots, n_d\} \rightarrow \infty$. We also use $\mathcal{N}(\mu, \sigma^2)$ to denote a normal or Gaussian distribution with mean μ and variance σ^2 —we call it *standard* normal or Gaussian if $\mu = 0$ and $\sigma^2 = 1$.