

Performance Analysis of Relay-Assisted OWC Over Foggy Channel with Pointing Error

Tejas Nimish Shah, Ziyaur Rahman, and S.M. Zafaruddin

Deptt. of Electrical and Electronics Engineering, BITS Pilani, Pilani-333031, Rajasthan, India.

Email: {f20170024, p20170416, syed.zafaruddin}@pilani.bits-pilani.ac.in

Abstract—Signal fading due to atmospheric channel impairments and pointing error is a major bottleneck for the performance of optical wireless communication (OWC). In this paper, we consider an amplify-and-forward (AF) optical relaying to enhance the performance of the OWC system with a negligible line-of-sight (LOS) link under the combined effect of fog and pointing error. We analyze the end-to-end performance of the relay-assisted system, which consists of complicated probability distribution functions. We derive analytical expressions of the outage probability, average signal-to-noise ratio (SNR), and ergodic rate in terms of OWC system parameters. We also develop an exact integral-form expression of these performance metrics using the half-harmonic mean of individual SNRs to validate the tightness of the derived analytical expressions. The numerical and simulation analysis shows that the proposed dual-hop relaying has significant performance improvement when comparing to the direct transmission over considered channel impairments. Compared to the direct transmission, the relay-assisted system requires almost 30 times less transmission power to achieve the same outage probability. The considered system also provides a significant gain in the average SNR and ergodic rate for practical scenarios of OWC deployment.

Index Terms—Exotic channels, fog, optical wireless communication, performance analysis, outage probability, pointing error, relaying, SNR.

I. INTRODUCTION

Optical wireless communication (OWC) is an emerging broadband technology that transmits data through an unguided atmospheric channel in the unlicensed optical spectrum [1], [2]. However, signal transmission at small wavelengths encounters different channel impairments such as atmospheric turbulence (due to the scintillation effect of light propagation), pointing error (caused by the misalignment between the transmitter and receiver), and fog. The pointing error caused by the dynamic wind loads, weak earthquakes and thermal expansion has a statistical effect on the signal quality and presents a major challenge in the OWC deployment [3], [4]. On the other hand, the impact of foggy conditions on OWC systems depends on the intensity of fog, which ranges between light, medium and dense. It is noted that turbulence and fog may not co-exist since both are inversely correlated with each other. This allows us to investigate the effect of turbulence and foggy conditions separately on the OWC performance.

The use of relaying to improve the performance of OWC systems has been extensively studied under the effect of turbulence and/or pointing errors [5]–[17]. Hybrid RF/OWC systems, where relays act as an interface between RF and

optical links, have been studied in [5]–[10]. Considering a dual hop transmission with a single-relay and ignoring the direct transmission, the authors in [5]–[7] have analyzed the OWC performance under the turbulence and pointing error. The use of multiple relays in parallel with active relay-selection is shown to improve the reliability of an OWC system in [8], [9]. A multi-user dual-hop system using a multi-aperture RF relay over mixed links is investigated in [10].

Recently, relaying for all-optical OWC systems has gained considerable research interests [11]–[17]. In the seminal work [11], both multi-hop and cooperative relaying coupled, with amplify-and-forward and decode-and-forward modes has been considered only for turbulence channel. The authors in [12], [13] provided asymptotic expressions for outage probability, average bit-error-rate (BER) and ergodic capacity under turbulence and pointing errors by considering a single amplify-and-forward (AF) relay with fixed and variable gain. Multi-hop relaying with AF and decode-and-forward (DF) protocol, under the Gamma-Gamma turbulence and pointing error, has been considered in [14], [15]. The authors in [16] have considered inter-relay cooperation to boost the reliability of an OWC system. In a line-of sight communication, a single relay can be used to enhance the direct transmission both the received signals at the destination, as shown in [17].

In the aforementioned and related research, the statistical effect of foggy channels has not been considered. Traditionally, signal attenuation due to the fog was quantified using a visibility range, less in light fog and more in dense fog [18], [19]. However, recent studies confirm that signal attenuation due to fog is not deterministic but Gamma distributed [20]–[23]. Following this direction, the authors in [24], [25] have analyzed the impact of fog on OWC using various performance measures such as average signal-to-noise ratio (SNR), ergodic rate, outage probability, and BER. They have shown that OWC performance is significantly limited in dense fog, but can provide acceptable performance in light fog over short links. However, combining the effect of pointing error with fog shows high degradation in performance even in light foggy conditions [26], [27]. The authors in [27] have considered three techniques to mitigate this effect, those being multi-hop relay systems using DF, active laser selection and parallel RF/OWC links. Laser selection and hybrid transmission techniques require feedback from the receiver to the transmitter, thereby increasing the overhead. Multi-hop relaying on the

other hand requires channel state information (CSI) at each relay, to decode the signal, which can be hard in practice. It is noted that there are no analyses of average SNR, ergodic rate, and diversity order for the performance improvement of a relay-assisted OWC system under the effect of fog and pointing errors.

In this paper, we analyze the end-to-end performance of a relay-assisted OWC system under the combined effect of fog and pointing error. We consider a single optical-relay with AF relaying, assuming no direct transmission to the destination. Using an upper bound approximation of the end-to-end SNR, we derive closed-form expressions for the outage probability, average SNR, and ergodic rate of the relay-assisted OWC system. It should be noted that it requires novel approaches to analyze the end-to-end system since distribution functions of individual links consists of incomplete gamma functions and exponential integrals. The analysis show that the proposed dual-hop relaying improves the performance of the OWC system significantly. We also develop an integral-form expression for the probability density function (PDF) of the end-to-end SNR to validate the tightness of the derived analytical expressions. Numerical evaluation is presented to validate the results of the analytical formulae, demonstrating the improvement in performance compared to the direct transmission.

II. SYSTEM MODEL

We consider an OWC system using intensity modulation/direct detection (IM/DD). It consists of a single-aperture transceiver system, with a negligible line-of-sight (LOS) link, under fog and pointing error. The signal received at the receiver aperture, y , is given as

$$y = h_f h_p R x + w, \quad (1)$$

where x is the transmitted signal, R represents the detector responsivity (in amperes per watt), and w represents an Additive White Gaussian Noise (AWGN) with variance σ_w^2 . The terms h_f and h_p are the random states of the foggy channel and pointing error, respectively.

We define $\gamma = \gamma_0 |h|^2$ as the SNR, where $h = h_p h_f$, $\gamma_0 = 2P_t^2 R^2 / \sigma_w^2$, and P_t is the average optical transmitted power.

Denoting the Gamma function as $\Gamma(x) = \int_0^\infty t^{x-1} e^{-t} dt$ and the incomplete Gamma function as $\Gamma(a, t) = \int_t^\infty s^{a-1} e^{-s} ds$, the PDF of SNR for the OWC system can be easily derived using the distribution of $|h|^2$ [27]:

$$f_\gamma(\gamma) = \frac{z^k \rho^2}{2m^k \Gamma(k) A_0^2 \sqrt{\gamma \gamma_0}} \left(\sqrt{\frac{\gamma}{\gamma_0}} \right)^{\rho^2 - 1} \times [\Gamma(k) - \Gamma(k, m \ln(A_0 / \sqrt{\gamma / \gamma_0}))], \quad \gamma \leq A_0^2 \gamma_0 \quad (2)$$

where, $k > 0$ is the shape parameter, $\beta > 0$ is the scale parameter, $z = 4.343 / \beta d$, d (in km) the transmission link length between source and destination, and $m = z - \rho^2$. The parameter $\rho = \omega_{z_{eq}} / 2\sigma_s$ is the ratio between the equivalent beam radius and the standard deviation of the pointing error displacement at the receiver [27]. The parameter A_0 is the fraction of collected power given as $A_0 = (\text{erf}(v))^2$ where

$v = \sqrt{\pi/2} a / \omega_z$, and a is the receiver aperture radius. Since experimental data for pointing error parameters ρ and A_0 is available only for few link ranges, we obtain a simple expression to determine these parameters for various link distances for numerical analysis in Section IV.

Denoting $E_n(a, r) = \int_1^\infty \frac{e^{-rt}}{t^a} dt$ as the two-argument exponential integral, we can obtain the cumulative distribution function (CDF) of foggy channel with pointing error [27]:

$$F_\gamma(\gamma) = \frac{z^k}{m^k (A_0 / \sqrt{\gamma / \gamma_0})^{\rho^2}} + \frac{z^k}{m^k \Gamma(k)} \left[-e^{-\rho^2 \ln(A_0 / \sqrt{\gamma / \gamma_0})} \Gamma(k, m \ln(A_0 / \sqrt{\gamma / \gamma_0})) + ((\rho^2 + m) \ln(A_0 / \sqrt{\gamma / \gamma_0}))^{-1} (m \ln(A_0 / \sqrt{\gamma / \gamma_0}))^k (e^{-(\rho^2 + m) \ln(A_0 / \sqrt{\gamma / \gamma_0})} + (k-1) E_n(2-k, (\rho^2 + m) \ln(A_0 / \sqrt{\gamma / \gamma_0}))) \right] \quad (3)$$

For the case of relayed transmission, the expressions for signals received at the relay and destination are:

$$y_r = h_{f1} h_{p1} R x + w_1 \quad (4)$$

$$y_d = h_{f2} h_{p2} G y_r + w_2 \quad (5)$$

where h_{f1} , h_{p1} and h_{f2} , h_{p2} are random fog and pointing error states between source-relay and relay-destination, respectively, each having w_1 and w_2 as AWGNs. $h_1 = h_{f1} h_{p1}$ is the combined channel between source and relay, and $G = \sqrt{\frac{P_t}{h_1^2 P_t^2 R^2 + \sigma_w^2}}$ is the antenna gain. Here, x and y_r are transmitted from the source and relay respectively.

Taking $P_t = P_r$, we get the instantaneous SNRs of signals received at the relay and receiver as $\gamma_1 = \gamma_0 h_1^2$ and $\gamma_2 = \gamma_0 h_2^2$, respectively. Using these, the expression for the end-to-end SNR is given as [13]:

$$\gamma_{e2e} = \frac{\gamma_1 \gamma_2}{\gamma_1 + \gamma_2 + 1} \quad (6)$$

To derive tractable analytical expressions using the well known half harmonic mean expression, we ignore the 1 (since the PDF value is small for $\gamma < 1$) in the numerator to get:

$$\gamma_{e2e} = \frac{\gamma_1 \gamma_2}{\gamma_1 + \gamma_2} \leq \min(\gamma_1, \gamma_2) \quad (7)$$

We assume similar foggy conditions (i.e., same k and β) for both links. This assumption is practical since foggy conditions do not change over distances of a few kilometers, over which a majority of OWC systems work. However, we get different values for ρ and A_0 depending on the individual link lengths. We also consider that the relay is situated at the mid-way between the source and destination since this results into optimum performance as demonstrated in numerical section. This causes the parameters A_0, w_z, ρ, m and z same for both links (i.e., a symmetric condition) facilitating insightful analytical expressions.

III. PERFORMANCE ANALYSIS

In this section, we present an integral-form expression to determine the exact outage probability, average SNR and ergodic rate. Considering the intractability of the integration,

we use the upper bound approximation of the harmonic mean and derive closed-form analytical bounds of these parameters. The derived expressions show the system behavior in a relay-assisted environment under the combined effect of pointing errors and fog.

A. Distribution Function of End-to-End SNR

We first present an exact expression (with an exception of ignoring 1 in the denominator of (6)) for the PDF of end-to-end SNR and then represent a tractable PDF for the performance analysis. Denoting the PDF of γ_1 and γ_2 as $f_1(\gamma)$ and $f_2(\gamma_2)$, respectively, we evaluate the PDFs of $1/\gamma_1$ and $1/\gamma_2$ using the inverse distribution, and employ the PDF of their sum [28] eq.5.55] to get resulting PDF of γ_{e2e} as

$$f(\gamma) = \gamma \int_{t_{\min}}^{t_{\max}} f_1\left(\frac{\gamma}{t}\right) f_2\left(\frac{\gamma}{1-t}\right) \frac{dt}{t^2(1-t)^2} \quad (8)$$

Considering the logarithmic term in (2) positive and applying this constraint to $f_1\left(\frac{\gamma}{t}\right)$ and $f_2\left(\frac{\gamma}{1-t}\right)$, we get $\ln\left(\frac{A_0^2 \gamma_0 t}{\gamma}\right) > 0 \implies t > \frac{A_0^2 \gamma_0}{\gamma} = t_{\min}$, and $\ln\left(\frac{A_0^2 \gamma_0 (1-t)}{\gamma}\right) > 0 \implies t < 1 - \frac{A_0^2 \gamma_0}{\gamma} = t_{\max}$. Note that using these limits, we can get the exact PDF in (8). This representation is used to numerically evaluate the OWC performance as a benchmark for our derived analytical expressions.

Since the integral-form expression in (8) is intractable for the PDF in (8), we use an upper-bound approximation $\gamma_{e2e} = \min(\gamma_1, \gamma_2)$, to get the cumulative distribution function (CDF) and PDF [13]:

$$F(\gamma) = F_1(\gamma) + F_2(\gamma) - F_1(\gamma)F_2(\gamma) \quad (9)$$

$$f(\gamma) = f_1(\gamma) + f_2(\gamma) - f_1(\gamma)F_2(\gamma) - f_2(\gamma)F_1(\gamma) \quad (10)$$

where $f_1(\gamma)$, $f_2(\gamma)$, $F_1(\gamma)$ and $F_2(\gamma)$ can be obtained from (2) and (3) using $d_1 = d_2 = d/2 = d_r$, where d_1 is the distance between source to relay and d_2 is the distance from relay to the destination. It is noted that distribution functions in (9) and (10) involves incomplete gamma functions and exponential integrals which requires novel approaches to performance analysis.

B. Outage Probability

Outage probability is performance measure to demonstrate the effect of fading channel. It defined as the probability of failing to reach a specified quality of service (QoS), for example, an SNR threshold value γ_{th} . Using the PDF in (8), an exact integral representation of the outage probability is given as

$$P_{out} = P(\gamma < \gamma_{th}) = \int_0^{\gamma_{th}} f(\gamma) d\gamma \quad (11)$$

Further, we can use the CDF in (9) with $\gamma = \gamma_{th}$ to get a closed-form approximation of the outage probability.

Proposition 1: If k and β are the parameters of foggy channel, A_0 and ρ are the parameters of pointing error, and

$z_r = 4.343/\beta d_r$ with $d = 2d_r$ as the transmission link length for a relay-assisted OWC system, then an expression for the outage probability is given as

$$P_{out} = 2P'_{out} - (P'_{out})^2, \text{ where} \quad (12)$$

$$P'_{out} \approx \left(\frac{z_r}{z_r - \rho^2}\right)^k \left(\frac{A_0^2 \gamma_0}{\gamma_{th}}\right)^{-\rho^2/2} - \frac{z_r^k}{\Gamma[k](z_r - \rho^2)} \left(\ln\left(\frac{A_0 \sqrt{\gamma_0}}{\sqrt{\gamma_{th}}}\right)\right)^{k-1} \left(\frac{A_0^2 \gamma_0}{\gamma_{th}}\right)^{-z_r/2} + \frac{(z_r \ln\left(\frac{A_0 \sqrt{\gamma_0}}{\sqrt{\gamma_{th}}}\right))^{k-1} \left(\frac{A_0^2 \gamma_0}{\gamma_{th}}\right)^{-z_r/2}}{\Gamma[k]} + \frac{(k-1)}{\Gamma[k]} \left(z_r \ln\left(\frac{A_0 \sqrt{\gamma_0}}{\sqrt{\gamma_{th}}}\right)\right)^{k-2} \left(\frac{A_0^2 \gamma_0}{\gamma_{th}}\right)^{-z_r/2} \quad (13)$$

Proof: Using $\gamma = \gamma_{th}$, $m = z_r - \rho^2$, $E_n(2-k, z_r \ln u) = (z_r \ln u)^{1-k} \Gamma[k-1, z_r \ln u]$ and approximation of incomplete Gamma function $\Gamma[k, m \ln u] \approx u^{-m} (m \ln u)^{k-1}$ [29] in (3), we get the terms of (13), and thus (12). ■

It can be seen from the outage probability expression that the exponent of the SNR $A_0^2 \gamma_0$ is $z_r/2$. Thus, the diversity order, $M \approx \frac{2.1715}{\beta d_r}$.

C. Average SNR and Ergodic Rate

Exact expressions of the average SNR $\bar{\gamma}^{\text{exact}}$ and ergodic rate $\bar{\eta}^{\text{exact}}$ are:

$$\bar{\gamma}^{\text{exact}} = \int_0^{\gamma_{\max}} \gamma f(\gamma) d\gamma \text{ and } \bar{\eta}^{\text{exact}} = \int_0^{\gamma_{\max}} \log_2(1 + \gamma) f(\gamma) d\gamma$$

where $\gamma_{\max} = \frac{A_0^2 \gamma_0}{2}$ and $f(\gamma)$ as given in (8). Note that we have assumed that relay requires negligible time to relay the data while computing the ergodic rate. Considering the intractability of the above integral, we use the PDF in (10) to derive a closed-form approximations. Since the fog and pointing error parameters are the same for source to relay and relay to the destination, expressions for the average SNR and ergodic rate are

$$\bar{\gamma} = 2 \int_0^{A_0^2 \gamma_0} \gamma [f(\gamma) - f(\gamma)F(\gamma)] d\gamma \quad (14)$$

$$\bar{\eta} = 2 \int_0^{A_0^2 \gamma_0} \log_2(1 + \gamma) [f(\gamma) - f(\gamma)F(\gamma)] d\gamma \quad (15)$$

Theorem 1: If k and β are the parameters of foggy channel, A_0 and ρ are the parameters of pointing error, and $z_r = 4.343/\beta d_r$ with $d = 2d_r$ as the transmission link length for a relay-assisted OWC system, then an approximation of average SNR and ergodic rate are given in (16) and (17).

Proof: Substituting $u = \frac{A_0}{\sqrt{\gamma/\gamma_0}}$, $m = (z_r - \rho^2)$ and $E_n(2-k, z_r \ln u) = \Gamma[k-1, z_r \ln u] (z_r \ln u)^{1-k}$ in (14):

$$\bar{\gamma} = \frac{2A_0^2 z_r^k \rho^2 \gamma_0}{\Gamma[k] m^k} \int_1^\infty \left[\left(\frac{\Gamma[k]}{u^{\rho^2+3}} - \frac{\Gamma[k, m \ln u]}{u^{\rho^2+3}} \right) - \left(\frac{z_r^k}{m^k} u^{-\rho^2} - \frac{z_r^k m^{-k}}{\Gamma[k]} u^{-\rho^2} \Gamma[k, m \ln u] + \frac{u^{-z_r} (z_r \ln u)^{k-1}}{\Gamma[k]} + \frac{(k-1) \Gamma[k-1, z_r \ln u]}{\Gamma[k]} \left(\frac{\Gamma[k]}{u^{\rho^2+3}} - \frac{\Gamma[k, m \ln u]}{u^{\rho^2+3}} \right) \right) \right] du \quad (18)$$

$$\bar{\gamma} \approx A_0^2 \rho^2 z_r^k \gamma_0 \left[m^{-2k} \left(\frac{(1-2\left(\frac{2+m+2\rho^2}{m}\right)^{-k}) z_r^k}{1+\rho^2} + m^k \left(-2z_r^{-1+k} (2+\rho^2+z_r)^{-k} + \frac{-2-3\rho^2+2(1+\rho^2)\left(\frac{2+m+\rho^2}{m}\right)^{-k} + 2(1+\rho^2)\left(\frac{2+\rho^2+z_r}{z_r}\right)^{1-k}}{2+3\rho^2+\rho^4} \right) \right) + \frac{z_r^{-2+k} (1+z_r)^{1-2k} (m+2mz_r-z_r^2) \Gamma[-1/2+k]}{m^2 \sqrt{\pi} \Gamma[k]} \right] \quad (16)$$

$$\begin{aligned} \bar{\eta} \approx & \frac{1}{\log 2} \left[2m^{-k} \rho^2 z_r^k \left(\frac{2(-1+\rho^2 \log A_0)}{\rho^4} + 2z_r^{-1+k} (\rho^2+z_r)^{-1-k} (k - (\rho^2+z_r) \log A_0) - \right. \right. \\ & \left. \frac{2}{\rho^4} \left(-1 + \rho^2 \log A_0 + \frac{\left(\frac{m+\rho^2}{m}\right)^{-1-k} (m+(1+k)\rho^2 - \rho^2(m+\rho^2) \log A_0)}{m} \right) + \frac{z_r^k}{m^k \rho^4} \left(-1 + 2\rho^2 \log A_0 + \right. \right. \\ & \left. \left. \frac{\left(1+\frac{2\rho^2}{m}\right)^{-k} (m+2(1+k)\rho^2 - 2\rho^2(m+2\rho^2) \log A_0)}{m+2\rho^2} \right) + \frac{2}{\rho^4} \left(1 - \rho^2 \log A_0 + \frac{\left(\frac{z+\rho^2}{z}\right)^{-k} (-z-k\rho^2+\rho^2(z+\rho^2) \log A_0)}{z} \right) + \frac{\log \gamma_0}{\rho^2} + \right. \\ & \left. \frac{\left(-1+\left(\frac{m+\rho^2}{m}\right)^{-k}\right) \log \gamma_0}{\rho^2} + \frac{\left(1-\left(1+\frac{2\rho^2}{m}\right)^{-k}\right) z_r^k \log \gamma_0}{m^k \rho^2} - z_r^{-1+k} (\rho^2+z_r)^{-k} \log \gamma_0 - \frac{\left(1-\left(\frac{z+\rho^2}{z}\right)^{1-k}\right) \log \gamma_0}{\rho^2} \right) \\ & \left. - \frac{m^{-2k} z_r^{2k} (-1+\rho^2(2 \log A_0 + \log \gamma_0))}{\rho^2 \Gamma[k]} - \frac{\rho^2 \Gamma[-\frac{1}{2}+k] ((-3+4k)m+z_r-2kz_r+z_r(-2m+z_r)(2 \log A_0 + \log \gamma_0))}{m^2 \sqrt{\pi} z_r \Gamma[k]} \right] \quad (17) \end{aligned}$$

We use approximation of incomplete Gamma function $\Gamma[k, m \ln u] \approx u^{-m} (m \ln u)^{k-1}$ in (18), and apply the following identities on the resultant integrals:

$$\int_1^\infty (\ln u)^p u^{-n} du = \frac{\Gamma[p+1]}{(n-1)^{p+1}} \quad (19)$$

$$\int_1^\infty u^{-n} \Gamma[k, n \ln u] du = \frac{(1-n^k (2n-1)^{-k}) \Gamma[k]}{n-1}. \quad (20)$$

To get the identity in (19), we substitute $\ln u = t$ and apply the definition of Gamma function. Further, the identity in (20) can be found by substituting $n \ln u = t$ and using the well known identity $\int_0^\infty e^{-at} \Gamma(b, t) dt = a^{-1} \Gamma(b) (1 - (a+1)^{-b})$ [29]–pp.657]. Using (19) and (20) in (18) with some algebraic simplifications, we get (16) of Theorem 1. Similarly to obtain (17), we use the inequality $\log(1+\gamma) \geq \log(\gamma)$ in (15) and follow the same procedure used in deriving expression of the average SNR. ■

As noted in [27], the OWC performance is not sufficient for high-speed data transmission under moderate ($k > 2$) foggy conditions with pointing error. We derive an exact expressions on the average SNR and ergodic rate for $k = 2$ (i.e., under light foggy conditions).

Lemma 1: For light foggy condition $k = 2$, expressions for average SNR and ergodic rate are given as:

$$\bar{\gamma} = 2A_0^2 \rho^2 z_r^2 \gamma_0 \left(\frac{1}{(2+\rho^2)(2+z_r)^2} - \frac{2(1+z_r)^3 + \rho^4(1+2z_r) + \rho^2(3+4z_r(2+z_r))}{4(1+\rho^2)(1+z_r)^3(2+\rho^2+z_r)^2} \right) \quad (21)$$

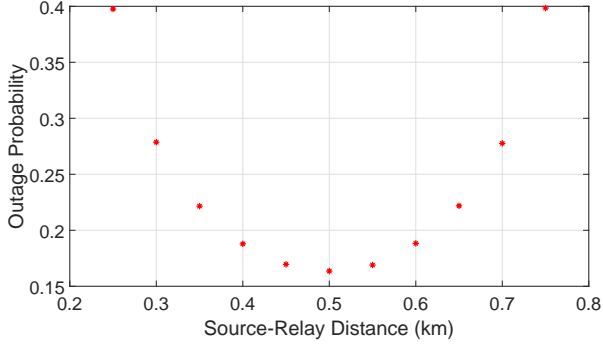
$$\begin{aligned} \bar{\eta} \geq & 2 \left(\frac{\rho^2 z_r (2 \log A_0 + \log \gamma_0) - 2(2\rho^2 + z_r)}{\rho^2 z_r \log 2} \right) \\ & - 0.36 (\rho^2 (\rho^2 + z_r)^{-2} - 2\rho^{-2} - 5z_r^{-1} - \\ & 3(\rho^2 + z_r)^{-1} + 4 \log A_0 + 2 \log \gamma_0) \quad (22) \end{aligned}$$

Proof: Using $k = 2$, and substituting $u = \frac{A_0}{\sqrt{\gamma/\gamma_0}}$, $m = (z_r - \rho^2)$, and using the series expansion $\Gamma(a, t) \triangleq (a-1)! e^{-t} \sum_{n=0}^{a-1} \frac{t^n}{n!}$ to get $\Gamma(2, m \ln u) = u^{-m} (1 + m \ln u)$ and $E_n(0, z_r \ln u) = \frac{e^{-z_r \ln u}}{z_r \ln u} = \frac{u^{-z_r}}{z_r \ln u}$ in (14):

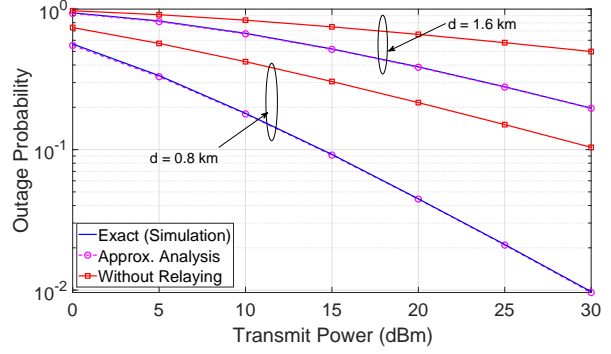
$$\begin{aligned} \bar{\gamma} = & \frac{2A_0^2 z_r^2 \rho^2 \gamma_0}{(z_r - \rho^2)^2} \int_1^\infty \left[\left(u^{-\rho^2-3} - u^{-z_r-3} - (z_r - \rho^2) \right. \right. \\ & \left. \left. u^{-z_r-3} \ln u \right) - \left(z_r^2 (z_r - \rho^2)^{-2} u^{-\rho^2} - z_r^2 (z_r - \rho^2)^{-2} u^{-z_r} \right. \right. \\ & \left. \left. - z_r^2 (z_r - \rho^2)^{-1} u^{-z_r} \ln u + z_r u^{-z_r} \ln u \right) \right. \\ & \left. \left(u^{-\rho^2-3} - u^{-z_r-3} - (z_r - \rho^2) u^{-z_r-3} \ln u \right) \right] du. \quad (23) \end{aligned}$$

In order to find closed form expressions of the above integrals, we use the identity as given in (19). Thus, applying (19) in (23), we get (21) of Lemma 1. Similarly, in order to obtain (22), we use the inequality $\log(1+\gamma) \geq \log(\gamma)$ in (15) and follow the same procedure used in deriving expression of the average SNR. ■

Note that the first term in (21) and (22) with $d_r = d$ corresponds to twice of the average SNR and ergodic rate without relaying. Thus, $\bar{\gamma}_{\text{direct}} = \frac{z^2 A_0^2 \rho^2 \gamma_0}{(2+\rho^2)(2+z)^2}$ [26]. Since all the terms in (21) is positive, we expect a higher average SNR with relaying. This has been extensively studied through



(a) P_{out} versus d_r at $P_t = 15$ dBm and $d = 1$ km.



(b) Outage probability.

Fig. 1. Outage performance of relay-assisted OWC system under foggy channel with pointing error.

numerical analysis in the following section.

IV. NUMERICAL ANALYSIS

In this section, we use numerical analysis and Monte Carlo simulation (averaged over 10^6 channel realizations) to demonstrate the outage probability, average SNR, and ergodic rate performance of the relay-assisted OWC system under the combined effect of fog and pointing error. We provide a comparison between the performance of direct and relay-assisted transmissions at various link distances. We use the light foggy conditions and consider the experimental values of foggy channel parameters ($k = 2$ and $\beta = 13.12$) [24]. We consider the range for transmitted power as $P_t = 0$ dBm to 30 dBm, receiver with AWGN power $\sigma_w^2 = 10^{-14}$, and detector responsivity $R = 0.41$ A/W.

Since the experimental values of pointing error parameters ρ and A_0 are available for 1 km [22], we use Gaussian beam optics to determine these parameters for other link distances for a better estimate of performance. The radius of a Gaussian beam w_z (i.e., the beam waist) increases non-linearly with distance near the focal point of the transmitter but after the Rayleigh distance $\frac{\pi w_0^2}{\lambda}$, the beam waist increases linearly with the distance. Here, w_0 is the waist size at the focal point, and λ is the light wavelength. For a helium neon laser ($\lambda = 650\text{nm}$) with $w_0 = 5$ mm, we get Rayleigh distance of 50m. Thus, we can use the linear approximation $w_z = \theta d$, where θ is beam divergence. Using $w_z = 2.5\text{m}$ at $d = 1$ km [3], we get $w_z = \frac{2.5d}{1000}$, and thus $v = \sqrt{\pi/2} a/\omega_z = \sqrt{\frac{\pi}{2}} \frac{1000a}{2.5d}$. Finally, using $w_{zeq} = w_z \text{erf}(v)/(2v \exp(-v^2))$, we can get $A_0 = (\text{erf}(v))^2$ and $\rho = w_{zeq}/2\sigma_s$, where $\sigma_s = 0.28$ m [3]. The parameter σ_s is caused by building swaying and thermal expansion and it is taken to be constant with distance.

First, we analyze the optimal location of relay by changing the source-relay distance from 250 m to 750 m for an OWC system with the source-to-destination distance of 1 km. It can be seen from Fig. 1a that the minimum outage performance occurs at $d_r = 500$ m. Thus, we see that the symmetric analysis considered in the paper is justified giving a near-optimal performance for the OWC system. Note that the

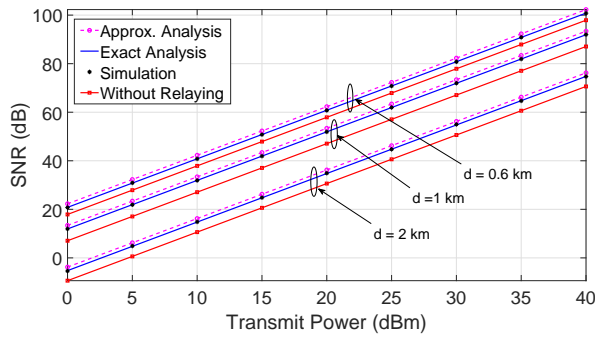
similar conclusion holds when we analyze the optimal relay location using average SNR and ergodic rate.

In Fig. 1b, we demonstrate the diversity order of system by analyzing the outage probability performance of the OWC system at two transmission link lengths ($d = 0.8$ km and $d = 1.6$ km) by considering the threshold SNR $\gamma_{th} = 6$ dB. The figures shows that the relay-assisted channel provides a significant gain in the outage performance comparing the single-link channel. It can be seen that the direct transmission requires almost 30 times of transmit power to achieve the same outage probability (i.e., $P_{\text{out}} = 0.1$ at 30 dBm) with relaying at a transmit power of 15 dBm. It can also be seen that decreasing the link distance by half doubles the diversity order of OWC system, as predicted through analysis in subsection III-B. It can also be seen that derived approximation of (11) excellently matches with the simulation results.

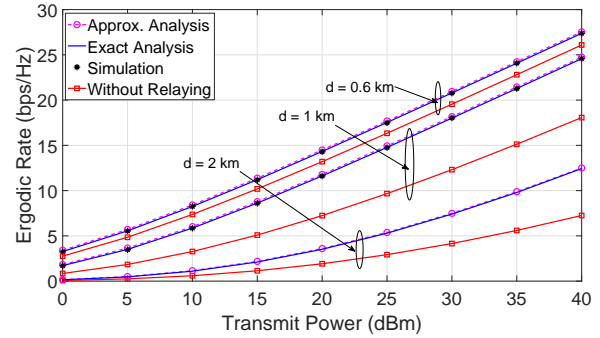
In Fig. 2a, we plot the average SNR at different transmitted powers for three transmission link lengths ($d = 0.6$ km, $d = 1.0$ km and $d = 2.0$ km). As expected, the performance degradation with link length is evident here, being ≈ 9 dB from 0.6 km to 1 km, and ≈ 17 dB from $d = 1$ km to $d = 2$ km. It can be seen that relay and single-link SNRs differ by 4.7 dB (approximately 3 times in linear scale), which is a significant improvement in the SNR performance. However, compared to the average SNR, an enhanced performance improvement for ergodic rate with relaying can be observed in Fig. 2b. We also notice the distance-dependent benefit in ergodic rate performance for the relay-assisted channel compared to direct transmission. It can be seen that gain with relaying is larger for $d = 1$ km than $d = 0.6$ km and $d = 2$ km. It is noted that we have assumed that relay consumes negligible time to relay the data. It can also be seen that derived approximation for average SNR and ergodic rate are very close comparing the exact numerical analysis and Monte Carlo simulations.

V. CONCLUSIONS

In this paper, we investigated the performance of an AF relaying based OWC system under the combined effect of fog



(a) Average SNR.



(b) Ergodic rate.

Fig. 2. Average SNR and ergodic rate performance of relay-assisted OWC system under foggy channel with pointing error.

and pointing error. We provided a detailed analysis for outage probability, average SNR, and ergodic capacity in order to show the benefit of proposed dual-hop relaying for the OWC system with weak direct links. Numerical analysis and Monte Carlo simulations show that the derived analytical bounds are close to the complicated integral expressions, and thus can be implemented for real-time tuning of the system parameters for optimized performance. It was also demonstrated that the relay-assisted system shows better performance than the single-link transmissions. The relaying scheme requires almost 30 times less transmission power to achieve the same outage probability and achieves an SNR gain of approximately 4.7 dB compared to the direct transmission. The extended version of the work will involve a consideration of asymmetric situations with different channel statistics at the relay and destination.

REFERENCES

- [1] M. A. Khalighi and M. Uysal, "Survey on free space optical communication: A communication theory perspective," *IEEE Commun. Surv. Tutor.*, vol. 16, no. 4, pp. 2231–2258, Fourthquarter 2014.
- [2] D. Kedar and S. Arnon, "Urban optical wireless communication networks: the main challenges and possible solutions," *IEEE Commun. Mag.*, vol. 42, no. 5, pp. S2–S7, May 2004.
- [3] A. A. Farid and S. Hranilovic, "Outage capacity optimization for free-space optical links with pointing errors," *J. Lightw. Technol.*, vol. 25, no. 7, pp. 1702–1710, July 2007.
- [4] A. Vavoulas *et al.*, "Weather effects on FSO network connectivity," *IEEE J. Opt. Commun. Netw.*, vol. 4, no. 10, pp. 734–740, Oct 2012.
- [5] S. Anees and M. R. Bhatnagar, "Performance of an amplify and forward dual hop asymmetric RF FSO communication system," *IEEE J. Opt. Commun. Netw.*, vol. 7, no. 2, pp. 124–135, February 2015.
- [6] L. Kong *et al.*, "Performance of a free-space-optical relay-assisted hybrid RF/FSO system in generalized M -distributed channels," *IEEE Photon. J.*, vol. 7, no. 5, pp. 1–19, Oct 2015.
- [7] E. Zedini *et al.*, "On the performance analysis of dual-hop mixed FSO/RF systems," *IEEE Trans. Wireless Commun.*, vol. 15, no. 5, pp. 3679–3689, May 2016.
- [8] M. I. Petkovic and Z. Trpovski, "Exact outage probability analysis of the mixed RF/FSO system with variable-gain relays," *IEEE Photon. J.*, vol. 10, no. 6, pp. 1–14, Dec 2018.
- [9] M. Najafi *et al.*, "Optimal relay selection for the parallel hybrid RF/FSO relay channel: Non-buffer-aided and buffer-aided designs," *IEEE Trans. Commun.*, vol. 65, no. 7, pp. 2794–2810, July 2017.
- [10] N. I. Miridakis *et al.*, "Multiuser relaying over mixed RF/FSO links," *IEEE Trans. Commun.*, vol. 62, no. 5, pp. 1634–1645, May 2014.

- [11] M. Safari and M. Uysal, "Relay-assisted free-space optical communication," *IEEE Trans. Wireless Commun.*, vol. 7, no. 12, pp. 5441–5449, 2008.
- [12] E. Zedini *et al.*, "Dual hop FSO transmission systems over gamma gamma turbulence with pointing errors," *IEEE Trans. Wireless Commun.*, vol. 16, no. 2, pp. 784–796, Feb 2017.
- [13] L. Yang *et al.*, "Performance analysis of relay-assisted all-optical FSO networks over strong atmospheric turbulence channels with pointing errors," *J. Lightw. Technol.*, vol. 23, no. 23, pp. 4613–4620, Dec 2014.
- [14] E. Zedini and M. Alouini, "Multihop relaying over IM/DD FSO systems with pointing errors," *J. Lightw. Technol.*, vol. 33, no. 23, pp. 5007–5015, Dec 2015.
- [15] M. A. Kashani *et al.*, "Optimal relay placement and diversity analysis of relay-assisted free-space optical communication systems," *IEEE J. Opt. Commun. Netw.*, vol. 5, no. 1, pp. 37–47, Jan 2013.
- [16] C. Abou-Rjeily and Z. Noun, "Impact of inter-relay co-operation on the performance of FSO systems with any number of relays," *IEEE Trans. Wireless Commun.*, vol. 15, no. 6, pp. 3796–3809, June 2016.
- [17] S. Molla Aghajanzadeh and M. Uysal, "Performance analysis of parallel relaying in free-space optical systems," *IEEE Trans. Commun.*, vol. 63, no. 11, pp. 4314–4326, 2015.
- [18] I. I. Kim *et al.*, "Comparison of laser beam propagation at 785 nm and 1550 nm in fog and haze for optical wireless communications," *Proc. SPIE*, vol. 4214, pp. 26–37, Nov. 2001.
- [19] D. Kedar and S. Arnon, "Optical wireless communication through fog in the presence of pointing errors," *Appl. Opt.*, vol. 42, no. 24, pp. 4946–4954, Aug. 2003.
- [20] M. Saleem Awanet *et al.*, "Attenuation analysis for optical wireless link measurements under moderate continental fog conditions at Milan and Graz," in *2008 IEEE 68th Vehicular Tech. Conf.*, Sep. 2008, pp. 1–5.
- [21] M. A. Esmail *et al.*, "Analysis of fog effects on terrestrial free space optical communication links," in *2016 IEEE International Conference on Communications Workshops (ICC)*, May 2016, pp. 151–156.
- [22] —, "Outdoor FSO communications under fog: Attenuation modeling and performance evaluation," *IEEE Photon. J.*, vol. 8, no. 4, pp. 1–22, Aug 2016.
- [23] P. Wilke Berenguer *et al.*, "Optical wireless MIMO experiments in an industrial environment," *IEEE J. Sel. Areas Commun.*, vol. 36, no. 1, pp. 185–193, Jan 2018.
- [24] M. A. Esmail *et al.*, "On the performance of optical wireless links over random foggy channels," *IEEE Access*, vol. 5, pp. 2894–2903, 2017.
- [25] Z. Rahman *et al.*, "Performance of opportunistic receiver beam selection in multiaperture OWC systems over foggy channels," *IEEE Syst. J.*, pp. 1–11, 2020.
- [26] —, "Performance of opportunistic beam selection for OWC system under foggy channel with pointing error," *IEEE Commun. Lett.*, pp. 1–1, 2020.
- [27] M. A. Esmail *et al.*, "Outage probability analysis of FSO links over foggy channel," *IEEE Photon. J.*, vol. 9, no. 2, pp. 1–12, 2017.
- [28] T.T. Soong, *Fundamentals of Probability and Statistics for Engineers*. Wiley, 2004.
- [29] D. Zwillinger, *Table of integrals, series, and products*. Elsevier, 2014.