

# On Decoding Fountain Codes with Erroneous Received Symbols

Xuan He and Kui Cai

Singapore University of Technology and Design (SUTD), Singapore, 487372

Email: helaoxuan@126.com, cai\_kui@sutd.edu.sg

**Abstract**—Motivated by the application of fountain codes in the DNA-based data storage systems, in this paper, we consider the decoding of fountain codes when the received symbols have a chance to be incorrect. Unlike the conventional scenario where the received symbols are all error-free, the maximum likelihood (ML) decoding and maximum a posterior probability (MAP) decoding are not practical under this situation due to the exponentially high complexity. Instead, we propose an efficient algorithm, which is referred to as the basis-finding algorithm (BFA) for decoding. We develop a straightforward implementation as well as an efficient implementation for the BFA, both of which have polynomial time complexities. Moreover, to investigate the frame error rate (FER) of the BFA, we derive the theoretical bounds and also perform extensive simulations. Both the analytical and simulation results reveal that the BFA can perform very well for decoding fountain codes with erroneous received symbols.

**Index Terms**—Basis-finding algorithm (BFA), DNA-based data storage, erroneous received symbols, fountain codes, Gaussian elimination (GE).

## I. INTRODUCTION

Fountain codes [1], [2] are a class of rateless erasure codes. They are allowed to generate and transmit a potentially limitless stream of encoded symbols (ESs). Luby transform (LT) codes [3] are the first practical realization of fountain codes that have fast encoding and decoding algorithms. Another well-known type of fountain codes, the Raptor codes [4], improve the LT codes by adding a pre-code such that linear encoding and decoding complexities can be achieved.

Fountain codes were originally proposed for erasure channels, where an ES is either lost or received without errors [3], [4]. In this case, there exists a fast optimal decoder, which is widely cited as structured Gaussian elimination (SGE) [5]–[7] or inactivation decoding [8]–[11]. Later, some works [12]–[16] applied the fountain codes to other noisy channels, including the binary symmetric channel (BSC), additive white Gaussian noise (AWGN) channel, and fading channel. These works [12]–[16] mainly focused on the design of fountain codes and their belief propagation (BP) decoding by using the soft information of the channel.

During recent few years, the DNA-based data storage system attracts a lot of attention [17]–[21]. Its longevity and extremely high information density make it a promising candidate for archiving massive data in the future. In a DNA-based data storage system, the information bits are first written into DNA strands. A DNA strand can be considered as a 4-ary data string, which are duplicated into many copies before being stored in a DNA pool in an unordered manner. The DNA

strands are read out in a random sampling fashion from the DNA pool to recover the original information. The channel model for the aforementioned process is quite complicated. Various types of errors, such as the insertion error, deletion error, and substitution error can occur within each DNA strand, and a DNA strand may not have any copy at all to be read out. Note that if using the state-of-the-art technique (the Illumina sequencing technique [21]) to read the DNA strands from the DNA pool, it is not possible to generate the bit-level channel soft information for decoding.

Fountain codes can be used to enable realization of efficient DNA-based data storage systems [21]. These systems usually consist of a fountain code for a set of DNA strands as the outer code, which can effectively overcome the missing of DNA strands. Note that in this case, each DNA strand corresponds to an ES of the fountain code. Meanwhile, another error correction code (ECC), such as the Reed-Solomon (RS) code [22], is adopted for each DNA strand as the inner code, which can detect or correct the errors within a DNA strand. The outputs of the inner ECC decoder are considered to be error-free, which are then used to decode the outer fountain code. However, in practice, there may exist errors within the output DNA strands of the inner ECC decoder, which are caused by complicated channel errors that are not detectable by the inner ECC [21]. That is, in the DNA data storage systems, to ensure a high data storage efficiency, only limited amount of redundancy can be introduced to the inner ECC, which may not be sufficient to detect or correct all the substitution, insertion, and deletion errors that may occur within a DNA strand.

Motivated by the application of fountain codes in the DNA-based data storage systems and the corresponding problems encountered, in this paper, we consider the decoding of fountain codes with erroneous received symbols. We consider a simplified channel where each received symbol has a fixed probability to be incorrect. We show that the maximum likelihood (ML) decoding and maximum a posterior probability (MAP) decoding are generally not practical under this situation due to the exponentially high complexity. Instead, we propose an efficient suboptimal decoding algorithm, which is referred to as the basis-finding algorithm (BFA). The BFA can be implemented based on either the conventional Gaussian elimination (GE) or the inactivation decoding [5]–[11], which thus has polynomial time complexity. We derive theoretical bounds for the frame error rate (FER) of the BFA when applied

to the random fountain codes. Moreover, we perform extensive simulations to evaluate the FER of the BFA with LT codes. Both the theoretical and simulation results reveal that the BFA is very efficient for decoding fountain codes with erroneous received symbols.

The remainder of this paper is organized as follows. Section II introduces the LT codes, which are the first practical realization of fountain codes and will be used in our simulations. Section III illustrates the system model considered by this work, as well as the corresponding ML and MAP decoding criteria. Section IV presents the BFA, while Section V develops the straightforward and efficient implementations of the BFA. We derive theoretical bounds for the FER of the BFA in Section VI, and present the simulation results in Section VII. Finally, we conclude the paper in Section VIII.

## II. PRELIMINARIES

We consider to use LT codes [3] in this paper, since they are easier to be implemented than Raptor codes [4] and also have efficient encoding and decoding algorithms. Let  $\mathbb{F}_2$  denote the binary field. There are  $n$  source symbols denoted by

$$\mathbf{x} = \begin{bmatrix} x_1 \\ x_2 \\ \vdots \\ x_n \end{bmatrix} \in \mathbb{F}_2^{n \times l},$$

where  $x_i, i \in [n] = \{1, 2, \dots, n\}$  denotes the  $i$ -th source symbol which is a bit string of length  $l$ . The sender can generate and send potentially limitless ESs. We denote an ES by

$$(\mathbf{a}, y) \in (\mathbb{F}_2^n, \mathbb{F}_2^l), \text{ s.t. } y = \mathbf{a}\mathbf{x} = \bigoplus_{i \in [n]: a_i=1} x_i,$$

where  $\oplus$  is the bitwise addition over  $\mathbb{F}_2$  and  $a_i$  is the  $i$ -th entry of  $\mathbf{a}$ . In practice, we only need to define the distribution for selecting the weight (number of ones) of  $\mathbf{a}$ , say  $d$ , and set the  $d$  ones of  $\mathbf{a}$  uniformly at random. The well-known ideal soliton distribution (ISD)  $\rho(\cdot)$  [3] and robust soliton distribution (RSD)  $\mu(\cdot)$  [3] for selecting  $d$  are defined below.

*Definition 1 (ISD and RSD [3]):* The ISD  $\rho(\cdot)$  is defined by

$$\rho(d) = \begin{cases} \frac{1}{n}, & d = 1, \\ \frac{1}{d(d-1)}, & d = 2, 3, \dots, n. \end{cases}$$

For suitable constants  $\delta, c > 0$ , let  $R = c\sqrt{n} \ln(n/\delta)$ . Define a function  $\tau : [n] \rightarrow \mathbb{R}$  by

$$\tau(d) = \begin{cases} \frac{R}{dn}, & d = 1, 2, \dots, \frac{n}{R} - 1, \\ \frac{R}{n} \ln \frac{R}{\delta}, & d = \frac{n}{R}, \\ 0, & \text{otherwise.} \end{cases}$$

The RSD is defined by

$$\mu(d) = \frac{\rho(d) + \tau(d)}{\beta}, d \in [n],$$

where  $\beta = \sum_{d \in [n]} \rho(d) + \tau(d)$ .

The receiver collects  $m$  ESs which are denoted by

$$(\mathbf{A}, \mathbf{y}) = \begin{bmatrix} \mathbf{A}_1 & y_1 \\ \mathbf{A}_2 & y_2 \\ \vdots & \vdots \\ \mathbf{A}_m & y_m \end{bmatrix} \in (\mathbb{F}_2^{m \times n}, \mathbb{F}_2^{m \times l}),$$

where the  $i$ -th row  $(\mathbf{A}_i, y_i) \in \mathbb{F}_2^{n+l}, i \in [m]$  denotes the  $i$ -th received symbol. In the conventional situation, all received symbols are correct, i.e.,  $\mathbf{A}\mathbf{x} = \mathbf{y}$ . Under such a situation, the inactivation decoding [5]–[11] can efficiently recover  $\mathbf{x}$  from  $(\mathbf{A}, \mathbf{y})$  if  $\text{rank}(\mathbf{A}) = n$ , where  $\text{rank}(\cdot)$  is the rank of a matrix. In general,  $\text{rank}(\mathbf{A}) = n$  is easily satisfied when the overhead, defined by  $m - n$ , is positive and not too small. For random fountain codes, i.e.,  $\mathbf{A}$  is independently and uniformly chosen from  $\mathbb{F}_2^{m \times n}$ , we have the following result.

*Lemma 1:* Assume  $\mathbf{A}$  is independently and uniformly chosen from  $\mathbb{F}_2^{m \times n}$  with  $m \geq n \geq 0$ . The probability for  $\text{rank}(\mathbf{A}) = n$  is given by

$$P_{rk}(m, n) = \prod_{i=0}^{i=n-1} (1 - 2^{i-m}) \geq 1 - 2^{n-m},$$

where for  $n = 0$ , we have  $P_{rk}(m, n) = 1$ .

*Proof:* For  $n = 0$ , it is obvious to have  $P_{rk}(m, n) = 1 \geq 1 - 2^{-m}$ . For  $n > 0$ , each column of  $\mathbf{A}$  is independently and uniformly chosen from  $\mathbb{F}_2^m$  by assumption. Let  $p_i, i \in [n]$  denote the probability that the first  $i$  columns are linearly independent. We have  $p_1 = 1 - 2^{-m}$  and  $p_{i+1} = p_i(1 - 2^{i-m}), \forall i \in [n-1]$ . Thus, we have  $P_{rk}(m, n) = p_n = \prod_{i=0}^{i=n-1} (1 - 2^{i-m}) \geq 1 - \sum_{i=0}^{i=n-1} 2^{i-m} \geq 1 - 2^{n-m}$ . ■

Lemma 1 indicates that for an arbitrary matrix uniformly taken from  $\mathbb{F}_2^{m \times n}$  with  $m \geq n$ , this matrix has a high probability to have  $n$  linearly independent rows. Moreover, we present another similar lemma below. Both Lemmas 1 and 2 are important for the error performance analysis in Section VI.

*Lemma 2:* Assume  $\mathbf{A}$  is independently and uniformly chosen from  $\mathbb{F}_2^{m \times n}$  with  $m \geq n \geq 0$ . In addition, each column of  $\mathbf{A}$  is not a zero vector. The probability for  $\text{rank}(\mathbf{A}) = n$  is given by

$$P_{rk}^*(m, n) = \prod_{i=0}^{i=n-1} \frac{2^m - 2^i}{2^m - 1} \geq 1 - 2^{n-m},$$

where for  $n = 0$ , we have  $P_{rk}^*(m, n) = 1$ .

*Proof:* We ignore the proof since it is similar to that of Lemma 1. ■

We remark that for any  $0 < n \leq m$ , we have

$$\begin{aligned} P_{rk}^*(m, n) &= P_{rk}(m, n) \frac{2^m}{2^m - 1} \\ &= \frac{P_{rk}(m, m)}{P_{rk}(m - n, m - n)} \frac{2^m}{2^m - 1}. \end{aligned}$$

In addition, for any  $i > 0$ , we have

$$P_{rk}(i, i) = P_{rk}(i - 1, i - 1)(1 - 2^{-i}).$$

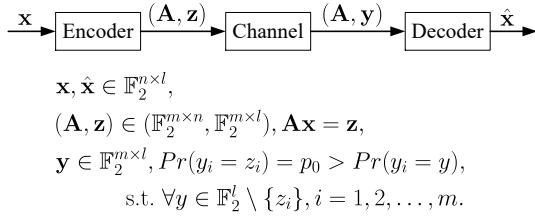


Fig. 1. System model.

This indicates that we can precompute and store  $P_{rk}(i, i)$  for all  $i \in [m]$  with time complexity  $O(m)$  and storage complexity  $O(m)$ , respectively. We can then compute  $P_{rk}(i, j)$  and/or  $P_{rk}^*(i, j)$  on-the-fly with time complexity  $O(1)$  for any  $m \geq i \geq j > 0$ .

### III. SYSTEM MODEL AND OPTIMUM DECODING CRITERIA

Consider the system model shown by Fig. 1. The source symbols  $\mathbf{x}$  are encoded to form the ESs  $(\mathbf{A}, \mathbf{z})$ , and we have  $\mathbf{A}\mathbf{x} = \mathbf{z}$ . The receiver collects the ESs  $(\mathbf{A}, \mathbf{y})$ . We define the syndromes of  $(\mathbf{A}, \mathbf{y})$  by

$$\mathbf{S} = \begin{bmatrix} s_1 \\ s_2 \\ \vdots \\ s_m \end{bmatrix} = \begin{bmatrix} z_1 \oplus y_1 \\ z_2 \oplus y_2 \\ \vdots \\ z_m \oplus y_m \end{bmatrix} \in \mathbb{F}_2^{m \times l}. \quad (1)$$

For each  $i \in [m]$ , the  $i$ -th received symbol  $(\mathbf{A}_i, y_i)$  is correct with probability  $p_0$ , i.e.,

$$Pr(s_i = \{0\}^l) = Pr(\mathbf{A}_i \mathbf{x} = y_i) = p_0,$$

where  $p_0$  is a predefined and fixed positive constant throughout this paper.

Here for simplicity we use the same  $\mathbf{A}$  at both the sender and receiver, indicating that we ignore the channel erasure and assume that errors only occur in  $\mathbf{y}$  but not in  $\mathbf{A}$ . This is reasonable due to two reasons. First, for fountain codes, which particular ES is received does not matter, only the number of ESs received matters [11]. Second, assume that  $(\mathbf{a}, y)$  is sent and  $(\mathbf{a}', y')$  is received. In practice, not  $\mathbf{a}$ , but a corresponding seed with which as input the predefined pseudo-random number generator (PRNG) [23] can generate  $\mathbf{a}$ , is transmitted so as to save resource. When errors occur in the seed, we may have  $\mathbf{a} \neq \mathbf{a}'$ . However,  $\mathbf{a}$  and  $\mathbf{a}'$  must follow the same distribution. Considering the first reason illustrated above, the situation is equivalent to the case that  $(\mathbf{a}', \mathbf{a}'\mathbf{x})$  is sent and  $(\mathbf{a}', y')$  is received, indicating that errors can be regarded to occur only in  $\mathbf{y}$  instead of in  $\mathbf{A}$ . Moreover, it is also reasonable to assume that

$$p_0 > Pr(s_i = s), \forall s \in \mathbb{F}_2^l \setminus \{\{0\}^l\}, i \in [m]. \quad (2)$$

Otherwise, the channel condition is too bad to recover the source symbols.

Unlike the conventional situation where all received symbols are error-free, here we allow a received symbol  $(\mathbf{a}, y)$  to be incorrect with probability  $1 - p_0$ , i.e.,  $Pr(\mathbf{a}\mathbf{x} \neq y) = 1 - p_0$ .

However, the incorrect received symbols are undetectable to the receiver, meaning that the receiver cannot distinguish the incorrect received symbols from those correct ones, since  $\mathbf{x}$  is not available for the receiver to verify the correctness of each received symbol. Corresponding to the practical situation, if the ECC used for protecting each ES is not powerful enough, the receiver can receive ESs with undetectable errors, such as in the DNA-based data storage system [21].

Due to the existence of incorrect received symbols, the conventional decoding methods for fountain codes will not work in this situation. Instead, the ML and MAP decoding criteria are provided below.

*Theorem 1:* Given  $(\mathbf{A}, \mathbf{y})$ , if  $\mathbf{x}$  is uniformly chosen from  $\mathbb{F}_2^{n \times l}$ , both the ML and MAP decoding criteria are given by

$$\hat{\mathbf{x}} = \arg \max_{\mathbf{x}} |\{i \in [m] : \mathbf{A}_i \mathbf{x} = y_i\}|.$$

*Proof:* For the ML decoding result  $\hat{\mathbf{x}}_{\text{ML}}$ , we have

$$\begin{aligned} \hat{\mathbf{x}}_{\text{ML}} &= \arg \max_{\mathbf{x}} P(\mathbf{A}, \mathbf{y} | \mathbf{x}) \\ &= \arg \max_{\mathbf{x}} P(\mathbf{y} | \mathbf{A}, \mathbf{x}) P(\mathbf{A} | \mathbf{x}) \\ &= \arg \max_{\mathbf{x}} P(\mathbf{y} | \mathbf{A}, \mathbf{x}) P(\mathbf{A}) \\ &= \arg \max_{\mathbf{x}} P(\mathbf{y} | \mathbf{A}, \mathbf{x}) \\ &= \arg \max_{\mathbf{x}} |\{i \in [m] : \mathbf{A}_i \mathbf{x} = y_i\}|, \end{aligned}$$

where the last equality is due to (2).

For the MAP decoding result  $\hat{\mathbf{x}}_{\text{MAP}}$ , we have

$$\begin{aligned} \hat{\mathbf{x}}_{\text{MAP}} &= \arg \max_{\mathbf{x}} P(\mathbf{x} | \mathbf{A}, \mathbf{y}) \\ &= \arg \max_{\mathbf{x}} P(\mathbf{A}, \mathbf{y} | \mathbf{x}) P(\mathbf{x}) / P(\mathbf{A}, \mathbf{y}) \\ &= \hat{\mathbf{x}}_{\text{ML}}. \end{aligned}$$

This completes the proof. ■

However, the ML/MAP decoding is not practical, since we cannot enumerate  $\mathbf{x}$  for reasonable values of  $(n, l)$  due to the exponentially high time complexity. In the next section, we propose an efficient decoding algorithm.

### IV. BASIS-FINDING ALGORITHM

Let  $\mathbf{D} \in \mathbb{F}_2^{m \times n}$  be an arbitrary matrix with  $\text{rank}(\mathbf{D}) > 0$ . With a little abuse of notations, we may also use  $\mathbf{D}$  as a multiset (a set allows for multiple instances for each of its elements) which takes all its rows as the set elements. We define a basis of  $\mathbf{D}$ , denoted by  $B(\mathbf{D})$ , as a set that consists of  $\text{rank}(\mathbf{D})$  linearly independent rows of  $\mathbf{D}$ . Given  $B(\mathbf{D})$ , for any row  $\mathbf{d} \in \mathbf{D}$ , there exists a unique subset  $B_{\mathbf{d}} \subseteq B(\mathbf{D})$  such that  $\mathbf{d} = \oplus_{\mathbf{b} \in B_{\mathbf{d}}} \mathbf{b}$ . We name  $\oplus_{\mathbf{b} \in B_{\mathbf{d}}} \mathbf{b}$  the linear combination (LC) of the basis elements in  $B(\mathbf{D})$  that represents  $\mathbf{d}$ , or equivalently, name it the linear representation (LR) of  $\mathbf{d}$ . A basis element  $\mathbf{b}' \in B(\mathbf{D})$  is said to attend  $\oplus_{\mathbf{b} \in B_{\mathbf{d}}} \mathbf{b}$  if and only if (iff)  $\mathbf{b}' \in B_{\mathbf{d}}$ . The LR of  $\mathbf{D}$  refer to all the LR of the rows of  $\mathbf{D}$ .

For any source symbols  $\mathbf{x} \in \mathbb{F}_2^{n \times l}$ , denote

$$V(\mathbf{x}) = \{(\mathbf{a}, y) \in (\mathbb{F}_2^n, \mathbb{F}_2^l) : y = \mathbf{a}\mathbf{x}\}. \quad (3)$$

---

**Algorithm 1** Basis-finding algorithm (BFA)

---

- 1: *Step 1 (Find a basis of  $(\mathbf{A}, \mathbf{y})$ ):* Assume  $\text{rank}(\mathbf{A}, \mathbf{y}) \geq n$ , otherwise we can never recover  $\mathbf{x}$ . Find a basis of  $(\mathbf{A}, \mathbf{y})$ , denoted by  $B(\mathbf{A}, \mathbf{y})$ , which consists of  $\text{rank}(\mathbf{A}, \mathbf{y})$  linearly independent encoded symbols of  $(\mathbf{A}, \mathbf{y})$ .
  - 2: *Step 2 (Find the  $n$  most reliable basis elements of  $B(\mathbf{A}, \mathbf{y})$ ):* Find the  $n$  basis elements of  $B(\mathbf{A}, \mathbf{y})$ , which form a set denoted by  $B_n(\mathbf{A}, \mathbf{y})$ , that attend the largest number of linear representations of  $(\mathbf{A}, \mathbf{y}) \setminus B(\mathbf{A}, \mathbf{y})$ .
  - 3: *Step 3 (Recover  $\mathbf{x}$ ):* Recover  $\mathbf{x}$  from  $B_n(\mathbf{A}, \mathbf{y})$  by using the conventional decoding methods for fountain codes.
- 

$V(\mathbf{x})$  contains all the  $2^n$  possible ESs/correct received symbols, each of which is regarded as a row vector in  $\mathbb{F}_2^{n+l}$ . Any basis of  $V(\mathbf{x})$ , say  $B(V(\mathbf{x}))$ , contains  $n$  linearly independent ESs. We can recover  $\mathbf{x}$  from  $B(V(\mathbf{x}))$ , and any ES in  $V(\mathbf{x})$  can be represented as an LC of  $B(V(\mathbf{x}))$ . Inspired by this, our idea is to find a basis of  $V(\mathbf{x})$  from the received symbols  $(\mathbf{A}, \mathbf{y})$  and use it for decoding, leading to the proposed basis-finding algorithm (BFA) which is summarized in Algorithm 1.

Step 1 of Algorithm 1 is easy to understand. The rationale behind Step 2 is that the correct basis elements of  $B(\mathbf{A}, \mathbf{y})$  generally attend more LR of  $(\mathbf{A}, \mathbf{y}) \setminus B(\mathbf{A}, \mathbf{y})$  than the incorrect basis elements. We will discuss this in details later in Section VI when analyzing the error performance of Algorithm 1. Accordingly,  $B_n(\mathbf{A}, \mathbf{y})$  has a high chance to consist of  $n$  correct basis elements. Then, Step 3 is straightforward.

We now give a toy example to show how Algorithm 1 works. Assume  $(n, l, m) = (2, 2, 5)$ , and the received symbols are given by

$$(\mathbf{A}, \mathbf{y}) = \begin{bmatrix} 1 & 1 & 0 & 1 \\ 1 & 0 & 1 & 1 \\ 1 & 1 & 1 & 0 \\ 0 & 1 & 0 & 1 \\ 1 & 0 & 0 & 0 \end{bmatrix}. \quad (4)$$

Assume only the first and the fifth received symbols/rows are incorrect. Let  $B(\mathbf{A}, \mathbf{y})$  consist of the first three rows, which can be used to linearly represent the fourth and fifth rows. Specifically, the first row only attends the LR of the fifth row, and both the second and third rows attend the LR of the fourth and fifth rows. As a result,  $B_n(\mathbf{A}, \mathbf{y})$  consists of the second and third rows, both of which are correct received symbols by assumption. Finally, we can successfully recover  $\mathbf{x}$  from  $B_n(\mathbf{A}, \mathbf{y})$ .

#### V. IMPLEMENTATION OF BASIS-FINDING ALGORITHM

In this section, we develop two ways to implement the BFA given by Algorithm 1. The first way is named straightforward implementation which is similar to the conventional GE. The second way is referred to as the efficient implementation which employs triangulation, the key idea of inactivation decoding [5]–[11], to reduce the complexity of the straightforward implementation.

#### A. Straightforward Implementation

The idea is to handle the received symbols one-by-one in order and add one received symbol into the current basis if it is not an LC of the current basis. This idea is straightforward with respect to the conventional GE. Let  $r$  denote the number of existing basis elements, which equals to zero at the beginning and increases by one when a new basis element is found. For any  $i \in [m]$ , denote  $(\mathbf{A}[i], \mathbf{y}[i])$  as the first  $i$  received symbols. We always maintain  $(\mathbf{A}[r], \mathbf{y}[r])$  as the basis elements that are found through applying necessary row-exchange to  $(\mathbf{A}, \mathbf{y})$ . Moreover, we maintain an upper triangular form of  $(\mathbf{A}[r], \mathbf{y}[r])$ , denoted by  $\mathbf{B}$ , and use a matrix  $\mathbf{Q}$  to record the elementary row operations leading  $(\mathbf{A}[r], \mathbf{y}[r])$  to  $\mathbf{B}$ . Specifically, for the  $i$ -th row of  $\mathbf{B}$  (resp.  $\mathbf{Q}$ ), denoted by  $\mathbf{B}_i$  (resp.  $\mathbf{Q}_i$ ), we always maintain  $\mathbf{B}_i = \mathbf{Q}_i \cdot (\mathbf{A}[r], \mathbf{y}[r])$  if both  $\mathbf{B}_i \neq \text{NULL}$  and  $\mathbf{Q}_i \neq \text{NULL}$  (i.e., if  $\mathbf{B}_i$  and  $\mathbf{Q}_i$  are valid). Both  $\mathbf{B}$  and  $\mathbf{Q}$  help to identify whether a received symbol is a basis element or to track the LR of the received symbol if it is not a basis element. For any vector  $\mathbf{b}$  over  $\mathbb{F}_2$ , we use  $\psi(\mathbf{b})$  to denote the index of the leftmost non-zero entry of  $\mathbf{b}$ , and let  $\psi(\mathbf{b}) = \infty$  if  $\mathbf{b}$  is a zero vector. We summarize the corresponding decoding process in Algorithm 2.

We remark that the condition in line 26 of Algorithm 2 is to ensure a unique way to form  $B_n(\mathbf{A}, \mathbf{y})$ . Otherwise, there will be no way to form  $B_n(\mathbf{A}, \mathbf{y})$  if  $r < n$ , or there will be  $\binom{u-v}{n-v}$  ways if  $\exists N^* \geq 0$  with  $u = |\{i \in [r] : N_i \geq N^*\}| > n$  and  $v = |\{i \in [r] : N_i \geq N^* + 1\}| < n$ . Assuming there are  $\binom{u-v}{n-v}$  ways to form  $B_n(\mathbf{A}, \mathbf{y})$ , the probability for  $B_n(\mathbf{A}, \mathbf{y})$  to consist of  $n$  correct basis elements is at most  $1/\binom{u-v}{n-v} \leq 1/2$  if  $(\mathbf{A}[r], \mathbf{y}[r])$  contains  $n$  correct basis elements and is 0 otherwise. This indicates that if the condition in line 26 of Algorithm 2 does not hold, we are not able to recover  $\mathbf{x}$  with a reasonable reliability. Therefore, we claim a decoding failure for this situation.

The most time consuming part of Algorithm 2 lies on lines 9 and 10. For a given  $i$  of line 3, lines 9 and 10 can be implemented for at most  $r$  times, each time with complexity  $O(n + l)$ , where  $r = \text{rank}(\mathbf{A}, \mathbf{y})$  is the upper bound of the number of valid  $\mathbf{B}_t$  for line 9. Thus, the time complexity of Algorithm 2 is given by  $O(mr(n + l))$ , or  $O(m(n + l)^2)$  for simplicity. We remark that the time complexity for recovering  $\mathbf{x}$  from  $B_n(\mathbf{A}, \mathbf{y})$  is  $O(n^2(n + l))$  if the conventional GE is used, and may be reduced if the inactivation decoding [5]–[11] is applied. Thus, this time complexity does not dominate that of Algorithm 2.

Take (4) as an example, and assume that only  $(\mathbf{A}_1, \mathbf{y}_1)$  and  $(\mathbf{A}_5, \mathbf{y}_5)$  are incorrect. At the end of Algorithm 2,  $(\mathbf{A}, \mathbf{y})$  does not change,  $(\mathbf{A}[3], \mathbf{y}[3])$  forms the basis, and  $\mathbf{B}$  and  $\mathbf{Q}$  become

$$[\mathbf{B} \mid \mathbf{Q}] = \left[ \begin{array}{cccc|cccc} 1 & 1 & 0 & 1 & 1 & 0 & 0 \\ 0 & 1 & 1 & 0 & 1 & 1 & 0 \\ 0 & 0 & 1 & 1 & 1 & 0 & 1 \\ - & - & - & - & - & - & - \\ - & - & - & - & - & - & - \end{array} \right],$$

where “—” indicates the fourth and fifth rows of  $\mathbf{B}$  and  $\mathbf{Q}$  equal to  $\text{NULL}$ . Then, we can easily see that  $(\mathbf{A}_4, \mathbf{y}_4) =$

---

**Algorithm 2** Straightforward implementation of basis-finding algorithm

---

**Input:**  $(\mathbf{A}, \mathbf{y})$ .

**Output:**  $\mathbf{x}$ .

```

1:  $r = 0$ .
2:  $\mathbf{B}_i = \mathbf{Q}_i = \text{NULL}, \forall i \in [n + l]$ .
3: for  $i = 1, 2, \dots, m$  do
4:    $\mathbf{b} = [b_j]_{1 \leq j \leq n+l} = (\mathbf{A}_i, y_i)$ .
5:    $\mathbf{q} = [q_j]_{1 \leq j \leq r} = \{0\}^r$ . //  $\mathbf{b} = \mathbf{q} \cdot (\mathbf{A}[r], \mathbf{y}[r]) \oplus (\mathbf{A}_i, y_i)$ .

6:   while  $\psi(\mathbf{b}) \neq \infty$  do
7:      $t = \psi(\mathbf{b})$ .
8:     if  $\mathbf{B}_t \neq \text{NULL}$  then
9:        $\mathbf{b} = \mathbf{b} \oplus \mathbf{B}_t$ . // Make  $b_t = 0$  and then  $\psi(\mathbf{b})$  must increase.
10:       $\mathbf{q} = \mathbf{q} \oplus \mathbf{Q}_t$ . // Maintain  $\mathbf{b} = \mathbf{q} \cdot (\mathbf{A}[r], \mathbf{y}[r]) \oplus (\mathbf{A}_i, y_i)$ .
11:    else
12:      //  $(\mathbf{A}_i, y_i)$  is a basis element.
13:       $r = r + 1$ .
14:      Swap  $(\mathbf{A}_i, y_i)$  and  $(\mathbf{A}_r, y_r)$ . // Maintain  $(\mathbf{A}[r], \mathbf{y}[r])$  as the basis of  $(\mathbf{A}[i], \mathbf{y}[i])$ .
15:       $N_r = 0$ . // Number of LRs  $(\mathbf{A}_r, y_r)$  attends.
16:       $\mathbf{B}_t = \mathbf{b}$ .
17:       $\mathbf{Q}_t = [\mathbf{q} \ 1]$ . //  $\mathbf{B}_t = \mathbf{Q}_t \cdot (\mathbf{A}[r], \mathbf{y}[r])$  is kept.
18:      For any  $t' \neq t \in [n + l]$  with  $\mathbf{Q}_{t'} \neq \text{NULL}$ , append one zero to the tail of  $\mathbf{Q}_{t'}$ . // Maintain  $\mathbf{B}_{t'} = \mathbf{Q}_{t'} \cdot (\mathbf{A}[r], \mathbf{y}[r])$ .
19:      Goto label_out. // Goto line 23.
20:    end if
21:  end while
22:   $N_j = N_j + 1, \forall j \in [r]$  with  $q_j == 1$ . //  $\mathbf{b}$  is a zero vector, indicating  $(\mathbf{A}_i, y_i) = \oplus_{j \in [r], q_j=1} (\mathbf{A}_j, y_j)$ .
23:  label_out.
24: end for
25: // At this point, we have  $B(\mathbf{A}, \mathbf{y}) = (\mathbf{A}[r], \mathbf{y}[r])$ , and for  $i \in [r]$ ,  $(\mathbf{A}_i, y_i)$  attends  $N_i$  many LRs of  $(\mathbf{A}, \mathbf{y}) \setminus B(\mathbf{A}, \mathbf{y})$ .

26: if  $\exists N^* \geq 0$  with  $|\{i \in [r] : N_i \geq N^*\}| == n$  then
27:   Let  $B_n(\mathbf{A}, \mathbf{y})$  consist of the rows of  $(\mathbf{A}, \mathbf{y})$  with indices  $\{i \in [r] : N_i \geq N^*\}$ , and recover  $\mathbf{x}$  from  $B_n(\mathbf{A}, \mathbf{y})$ .
28: else
29:   Claim a decoding failure.
30: end if

```

---

$\mathbf{B}_2 \oplus \mathbf{B}_3$ . Accordingly, we have  $(\mathbf{A}_4, y_4) = (\mathbf{Q}_2 \oplus \mathbf{Q}_3) \cdot (\mathbf{A}[3], \mathbf{y}[3]) = (0, 1, 1) \cdot (\mathbf{A}[3], \mathbf{y}[3]) = (\mathbf{A}_2, y_2) \oplus (\mathbf{A}_3, y_3)$ . On the other hand, we can similarly have  $(\mathbf{A}_5, y_5) = \mathbf{B}_1 \oplus \mathbf{B}_2 \oplus \mathbf{B}_3 = (\mathbf{A}_1, y_1) \oplus (\mathbf{A}_2, y_2) \oplus (\mathbf{A}_3, y_3)$ . As a result,  $B_n(\mathbf{A}, \mathbf{y})$  consists of  $(\mathbf{A}_2, y_2)$  and  $(\mathbf{A}_3, y_3)$ , which are then used to successfully recover  $\mathbf{x}$ .

### B. Efficient Implementation

Let  $\theta$  denote the average weight of each row of  $\mathbf{A}$ . For practical fountain codes,  $\mathbf{A}$  is very sparse, i.e.,  $\theta$  is very small

compared to  $n$ . For example, LT codes [3] have  $\theta = O(\log n)$  and Raptor codes [4] have  $\theta = O(1)$ . As a result, we can efficiently implement Algorithm 1 by making use of the sparsity of  $\mathbf{A}$ . The key idea is to first triangulate  $\mathbf{A}$ , similar to the inactivation decoding [5]–[11]. In this section, we illustrate this efficient implementation for Algorithm 1.

The efficient implementation contains two steps. First, convert  $(\mathbf{A}, \mathbf{y})$  to the triangulation form given below:

$$(\mathbf{A}, \mathbf{y}) = [\mathbf{L} \ \mathbf{R}] \quad (5)$$

through necessary row-exchange and column-exchange, where  $\mathbf{L} = [l_{i,j}]_{1 \leq i \leq m, 1 \leq j \leq \gamma} \in \mathbb{F}_2^{m \times \gamma}$  is a lower triangular matrix, i.e.,  $l_{i,j} = 0$  for  $1 \leq i < j \leq \gamma$  and  $l_{i,i} \neq 0$  for  $1 \leq i \leq \gamma$ , and  $\mathbf{R} \in \mathbb{F}_2^{m \times (n+l-\gamma)}$  consists of the remaining columns of  $(\mathbf{A}, \mathbf{y})$ . Second, call Algorithm 2 with (5) as input.

It has been well studied in [5]–[11] on how to efficiently get the form of (5). The most advanced implementation can be found in [7]. The columns contained in  $\mathbf{R}$  are called the inactive columns. In particular, motivated by the idea of permanent inactivation [11], we always let  $\mathbf{R}$  contain  $\mathbf{y}$  and possibly a few columns of  $\mathbf{A}$  ( $\gamma = n - o(n)$ ), since  $\mathbf{y}$  is uniformly chosen from  $\mathbb{F}_2^{m \times l}$  which thus is generally very dense and can hardly attend  $\mathbf{L}$ . We can start to analyze the complexity of Algorithm 2 given the form of (5) from the following lemma.

**Lemma 3:** The first  $\gamma$  entries of the  $\mathbf{B}_t$  in line 9 of Algorithm 2 are zeros except that the  $t$ -th entry is non-zero for  $t \leq \gamma$ .

*Proof:* It is easy to verify Lemma 3 by noting that  $\mathbf{L}$  is a lower triangular matrix and the rows of  $[\mathbf{L} \ \mathbf{R}]$  are handled from top to bottom in order. ■

For example, we convert (4) to the form of (5), say

$$(\mathbf{A}, \mathbf{y}) = [\mathbf{L} \ \mathbf{R}] = \begin{bmatrix} 1 & 0 & 1 & 1 \\ 1 & 1 & 0 & 1 \\ 1 & 1 & 1 & 0 \\ 0 & 1 & 0 & 1 \\ 1 & 0 & 0 & 0 \end{bmatrix}, \quad (6)$$

where  $\gamma = n = 2$ . Then, after calling Algorithm 2,  $(\mathbf{A}, \mathbf{y})$  does not change, and  $\mathbf{B}$  and  $\mathbf{Q}$  become

$$[\mathbf{B} \mid \mathbf{Q}] = \left[ \begin{array}{cccc|cccc} 1 & 0 & 1 & 1 & 1 & 0 & 0 \\ 0 & 1 & 1 & 0 & 1 & 1 & 0 \\ 0 & 0 & 1 & 1 & 0 & 1 & 1 \\ - & - & - & - & - & - & - \\ - & - & - & - & - & - & - \end{array} \right]. \quad (7)$$

We can see that Lemma 3 is satisfied.

Given the form of (5), we are able to reduce the complexity of the most time consuming part of Algorithm 2, i.e., lines 9 and 10. Specifically, for a given  $i$  of line 3, lines 9 and 10 are implemented by at most  $\min(r, \theta_i + n - \gamma + l)$  times, where  $r = \text{rank}(\mathbf{A}, \mathbf{y})$  and  $\theta_i$  is the number of non-zero entries among the first  $\gamma$  entries of  $(\mathbf{A}_i, y_i)$ . The term  $\theta_i + n - \gamma + l$  is the upper bound of the times for running the while loop of line 6, since no new non-zero entries occur to the first  $\gamma$  entries of  $\mathbf{b}$  according to Lemma 3. On the other hand, at each time lines 9 and 10 have time complexity  $O(n+l)$ . Therefore, given

the form of (5), the time complexity of Algorithm 2 becomes  $O(\min(r, \theta + n - \gamma + l)m(n + l))$ .

In practice, we have a high chance to make  $\gamma = n - O(1)$  for reasonable values of  $(p_0, n, l, m)$ . Moreover, the time complexity for getting the form of (5) is negligible compared to that of Algorithm 2. Thus, the time complexity of the proposed efficient implementation is  $O(\min(r, \theta + n - \gamma + l)m(n + l))$ , which can be significantly smaller than  $O(rm(n + l))$ , the time complexity of the straightforward implementation (not given the form of (5)), particularly for  $r \geq n \gg l$ .

We take (4) as the toy example to show how the efficient implementation works. Assume that only  $(\mathbf{A}_1, \mathbf{y}_1)$  and  $(\mathbf{A}_5, \mathbf{y}_5)$  are incorrect. First, we convert (4) to the triangulation form of (6), where only the first two rows of (4) are swapped (accordingly,  $(\mathbf{A}_1, \mathbf{y}_1)$  becomes correct and  $(\mathbf{A}_2, \mathbf{y}_2)$  becomes incorrect). Then, after calling Algorithm 2,  $(\mathbf{A}, \mathbf{y})$  does not vary from (6),  $(\mathbf{A}[3], \mathbf{y}[3])$  forms the basis, and  $\mathbf{B}$  and  $\mathbf{Q}$  are given by (7). By making use of  $\mathbf{B}$  and  $\mathbf{Q}$ , we can easily see that  $(\mathbf{A}_4, \mathbf{y}_4) = (\mathbf{A}_1, \mathbf{y}_1) \oplus (\mathbf{A}_3, \mathbf{y}_3)$  and  $(\mathbf{A}_5, \mathbf{y}_5) = (\mathbf{A}_1, \mathbf{y}_1) \oplus (\mathbf{A}_2, \mathbf{y}_2) \oplus (\mathbf{A}_3, \mathbf{y}_3)$ . As a result,  $B_n(\mathbf{A}, \mathbf{y})$  consists of  $(\mathbf{A}_1, \mathbf{y}_1)$  and  $(\mathbf{A}_3, \mathbf{y}_3)$ , which are then used to correctly recover  $\mathbf{x}$ .

## VI. ERROR PERFORMANCE ANALYSIS

In this section, we analyze the error performance of the proposed BFA given by Algorithm 1. For the ease of analysis, we use the following three assumptions throughout this section.

- i) Random fountain codes are considered, i.e., each entry of  $\mathbf{A}$  is independently and uniformly chosen from  $\mathbb{F}_2$ .
- ii) For each incorrect received symbol  $(\mathbf{a}, y)$ , its syndrome  $s = \mathbf{a}\mathbf{x} \oplus y$  is independently and uniformly picked from  $\mathbb{F}_2^l \setminus \{\{0\}^l\}$ , i.e.,

$$Pr(s = s') = \frac{1 - p_0}{2^l - 1}, \quad \forall s' \in \mathbb{F}_2^l \setminus \{\{0\}^l\}.$$

- iii) The straightforward implementation proposed in Section V-A, i.e., Algorithm 2, is employed. (In this case, the received symbols are handled one-by-one in the order of being received.)

For  $i \in [m]$ , recall that  $(\mathbf{A}_i, y_i)$  denotes the  $i$ -th received symbol and  $(\mathbf{A}[i], \mathbf{y}[i])$  denotes the first  $i$  received symbols. For convenience, we use  $B(i)$  to refer to  $B(\mathbf{A}[i], \mathbf{y}[i])$ , the basis that is formed by Algorithm 2 after handling  $(\mathbf{A}[i], \mathbf{y}[i])$ . In particular, we let  $B(0) = \emptyset$ . Denote  $B_c(i)$  and  $B_e(i)$  as the sets of correct and incorrect basis elements of  $B(i)$ , respectively. We have  $B(i) = B_c(i) \cup B_e(i)$ . Moreover, we define the following events.

- $E$ : the event that  $|B_c(m)| = n$ , i.e.,  $B(\mathbf{A}, \mathbf{y})$  has  $n$  correct basis elements.
- $E_1$ : the event that  $(\mathbf{A}, \mathbf{y})$  contains  $n$  linearly independent correct received symbols.
- $E_2$ : the event that the syndromes of  $B_e(m)$  are linearly independent.
- $E_3$ : the event that the syndromes of the incorrect received symbols of  $(\mathbf{A}, \mathbf{y})$  are linearly independent.

- $F$ : the event that each basis element of  $B_c(m)$  attends more LR's of  $(\mathbf{A}, \mathbf{y}) \setminus B(\mathbf{A}, \mathbf{y})$  than each basis element of  $B_e(m)$ .
- $G$ : the joint event of  $E_1, E_3$ , and  $F$ , i.e.,  $(E_1, E_3, F)$ .

**Lemma 4:** The event  $(E, F)$  is equivalent to that Algorithm 2 correctly recovers  $\mathbf{x}$ .

*Proof:* If  $(E, F)$  happens, it is easy to see that  $B_n(\mathbf{A}, \mathbf{y})$  generated by Algorithm 2 must be equal to  $B_c(m)$ , which consists of  $n$  correct basis elements, indicating that Algorithm 2 can correctly recover  $\mathbf{x}$ . On the other hand, if Algorithm 2 correctly recovers  $\mathbf{x}$ ,  $B_n(\mathbf{A}, \mathbf{y})$  generated by Algorithm 2 must consist of  $n$  correct basis elements. As a result,  $(E, F)$  must happen. This completes the proof. ■

With respect to Lemma 4, our task is to investigate  $Pr(E, F)$ . However, it is hard to find a practical method to explicitly compute  $Pr(E, F)$ . Instead, in the following, we first analyze  $Pr(E)$ , which is an upper bound for  $Pr(E, F)$  such that

$$Pr(E) \geq Pr(E, F).$$

Then, we analyze  $Pr(G)$ , which is expected to be a tight lower bound for  $Pr(E, F)$  for relatively small to moderate values of  $m$  (explained later). Finally, we analyze  $Pr(E, F)$  for relatively large  $m$ . To start, we present Lemma 5 below which will be extensively used in the subsequent analysis.

**Lemma 5:** Consider a coin that shows heads with probability  $p$  and tails with probability  $1 - p$ . We toss the coin  $t$  times and denote  $H(t)$  as the number of times the coin comes up heads. We have

$$Pr(H(t) = i) = \binom{t}{i} p^i (1 - p)^{t-i}, \quad i = 0, 1, \dots, t.$$

Moreover, for any given  $\epsilon > 0$ , we have

$$\begin{aligned} Pr(H(t) \leq (p - \epsilon)t) &\leq e^{-2\epsilon^2 t} \text{ and} \\ Pr(H(t) \geq (p + \epsilon)t) &\leq e^{-2\epsilon^2 t}. \end{aligned}$$

*Proof:* The lemma is obviously correct once we note that  $H(t)$  follows the binomial distribution and the bounds are direct results of the Hoeffding's inequality [24]. ■

### A. Analysis of $Pr(E)$

**Lemma 6:**  $(E_1, E_2)$  is equivalent to  $E$ .

*Proof:* Assume that  $E$  happens. Then,  $E_1$  must happen. Moreover, if  $E_2$  does not happen, the basis elements of  $B(m)$  are not linearly independent, leading to a contradiction. Thus, both  $E_1$  and  $E_2$  must happen. On the other hand, assume that both  $E_1$  and  $E_2$  happen. It is obvious that  $E$  happens. ■

Lemma 6 leads to two necessary conditions for  $(p_0, n, l, m)$  in order to ensure a sufficiently high  $Pr(E)$ . On the one hand, it is necessary to have

$$m > n/p_0, \tag{8}$$

otherwise  $Pr(E_1)$  cannot be sufficiently high according to Lemmas 5 and 1. On the other hand, it is also necessary to have

$$l > \frac{1 - p_0}{p_0} n. \tag{9}$$

Otherwise, we have  $n + l \leq n/p_0 < m$ . Then,  $(\mathbf{A}[n + l], \mathbf{y}[n + l])$  will have a high chance to include less than  $n$  correct and more than  $l$  incorrect received symbols according to Lemma 5. Moreover, according to Lemma 1, these incorrect received symbols are very likely to contain more than  $l$  linearly independent received symbols. As a result,  $|B_e(n + l)| > l$  happens with a high chance, indicating that  $Pr(E_2)$  as well as  $Pr(E)$  cannot be sufficiently high.

Given  $(p_0, n, l, m)$ , we can explicitly compute  $Pr(E)$  by using dynamic programming [25, Section 15.3]. To this end, for  $0 \leq i \leq m, 0 \leq n_c \leq n$ , and  $0 \leq n_e \leq l$ , define  $P_E(i, n_c, n_e)$  as the probability that  $|B_c(i)| = n_c, |B_e(i)| = n_e$ , and the syndromes of  $B_e(i)$  are linearly independent. We require the syndromes of  $B_e(i)$  to be linearly independent so as to ensure  $E_2$ . We have the following theorem.

*Theorem 2:* We have

$$Pr(E) = \sum_{0 \leq n_e \leq l} P_E(m, n, n_e). \quad (10)$$

Moreover, we have  $P_E(0, 0, 0) = 1$ , and for  $0 < i \leq m, 0 \leq n_c \leq n$ , and  $0 \leq n_e \leq l$ , we have

$$\begin{aligned} P_E(i, n_c, n_e) &= P_E(i-1, n_c, n_e) p_0 \frac{2^{n_c}}{2^n} + \\ &P_E(i-1, n_c, n_e) (1-p_0) \frac{2^{n_c+n_e} - 2^{n_c}}{2^{n+l} - 2^n} + \\ &P_E(i-1, n_c-1, n_e) p_0 \frac{2^n - 2^{n_c-1}}{2^n} + \\ &P_E(i-1, n_c, n_e-1) (1-p_0) \frac{2^{n+l} - 2^{n+n_e-1}}{2^{n+l} - 2^n}, \end{aligned} \quad (11)$$

where for simplicity, we let  $P_E(\cdot, n'_c, n'_e) = 0$  for any  $n'_c < 0$  or  $n'_e < 0$ .

*Proof:* See Appendix A. ■

According to (11), we can compute  $P_E(i, n_c, n_e)$  for all  $0 < i \leq m, 0 \leq n_c \leq n$ , and  $0 \leq n_e \leq l$  with time complexity  $O(mnl)$ . Then, we can compute  $Pr(E)$  with time complexity  $O(l)$  based on (10). As an example, we show the numerical result of  $1 - Pr(E)$  in Fig. 2 for  $(n, l) = (100, 100)$  and different  $(m, p_0)$ . From Fig. 2, we can see that  $1 - Pr(E)$  decreases rapidly for moderate values of  $m$  (waterfall region), but almost stops decreasing for large  $m$  (error floor region). We note that in the waterfall (resp. error floor) region, the syndromes of incorrect received symbols have a relatively high (resp. low) probability to be linearly independent. Accordingly, we can approximate  $Pr(E)$  in the waterfall region based on the following theorem.

*Theorem 3:*  $(E_1, E_3)$  is a sufficient condition for  $E$ . We have

$$\begin{aligned} Pr(E) &\geq Pr(E_1, E_3) \\ &= \sum_{i=\max(n, m-l)}^m \binom{m}{i} p_0^i (1-p_0)^{m-i} \times \\ &\quad P_{rk}(i, n) P_{rk}^*(l, m-i). \end{aligned} \quad (12)$$

*Proof:*  $E_3$  is a sufficient condition for  $E_2$ . Then,  $(E_1, E_3)$  is a sufficient condition for  $E$  according to Lemma 6, leading

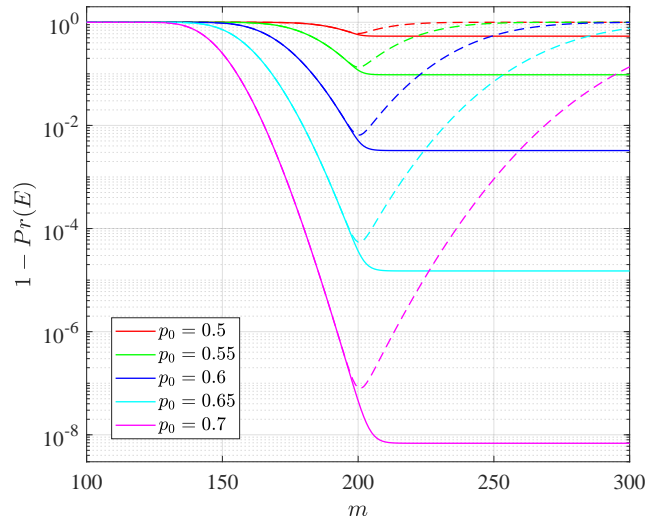


Fig. 2. Numerical result of  $1 - Pr(E)$  for  $(n, l) = (100, 100)$ , where solid and dash lines are computed based on (10) and (12), respectively.

to  $Pr(E) \geq Pr(E_1, E_3)$ . Moreover, in (12),  $\binom{m}{i} p_0^i (1-p_0)^{m-i}$  is the probability that there exist  $i$  correct received symbols. Given this condition,  $E_1$  and  $E_3$  are independent, and  $P_{rk}(i, n)$  (see Lemma 1) and  $P_{rk}^*(l, m-i)$  (see Lemma 2) are the probabilities for  $E_1$  and  $E_3$  to happen, respectively. This completes the proof. ■

The time complexity for computing (12) is  $O(\max(m, l))$ , which is much lower than that for computing (10). Note that as  $m$  increases,  $1 - Pr(E_1)$  keeps decreasing from 1 and  $1 - Pr(E_3)$  keeps increasing from 0. This explains why  $1 - Pr(E_1, E_3)$  first decreases and then increases, as can be seen from Fig. 2. Moreover, we can see from Fig. 2 that  $Pr(E_1, E_3)$  coincides very well with  $Pr(E)$  in almost the whole waterfall region. This verifies that in the waterfall region,  $(E_1, E_3)$  (resp.  $E_3$ ) is the major event for  $E$  (resp.  $E_2$ ).

*Theorem 4:* For any  $\epsilon \in (0, p_0)$ , let  $n(\epsilon) = \lceil (p_0 - \epsilon)m \rceil$ . If  $n(\epsilon) > n$  and  $m - n(\epsilon) < l$ , we have

$$\begin{aligned} Pr(E) &\geq Pr(E_1, E_3) \\ &\geq (1 - 2^{-2\epsilon^2 m}) (1 - 2^{n-n(\epsilon)}) (1 - 2^{m-n(\epsilon)-l}). \end{aligned} \quad (13)$$

*Proof:* The proof is similar to that of Theorem 3. According to Lemma 5,  $1 - 2^{-2\epsilon^2 m}$  is the lower bound of the probability that there are at least  $n(\epsilon)$  correct received symbols. Given this condition,  $E_1$  and  $E_3$  are independent. Moreover,  $1 - 2^{n-n(\epsilon)}$  and  $1 - 2^{m-n(\epsilon)-l}$  are the lower bounds of the probabilities for  $E_1$  and  $E_3$  to happen according to Lemmas 1 and 2, respectively. This completes the proof. ■

The time complexity for computing (13) is  $O(1)$ . The main purpose of Theorem 4 is to predict the behavior of  $Pr(E)$  for large  $(n, m, l)$  in which case it is impossible to compute  $Pr(E)$  based on (10) or (12). We remark that (8), (9), and  $m < l/(1-p_0)$  are necessary for Theorem 4 to have a valid  $\epsilon$ . Moreover, when  $n, m$ , and  $l$  are multiplied by a factor  $\nu$  and  $\nu \rightarrow \infty$ ,  $\epsilon$  can be kept unchanged and the lower bound

given by (13) can approach 1. However, it seems hard to find the best  $\epsilon$  so as to maximize the lower bound of (13).

### B. Analysis of $Pr(G)$

We use  $Pr(G)$  to approximate  $Pr(E, F)$  due to two considerations. First,  $G = (E_1, E_3, F)$  is a sufficient condition for  $(E, F)$  such that

$$Pr(E, F) \geq Pr(G).$$

Second, inspired by Section VI-A, it is shown that in the waterfall region (for moderate values of  $m$ ),  $Pr(E_1, E_3)$  coincides very well with  $Pr(E)$ , implying  $Pr(G)$  should also coincide very well with  $Pr(E, F)$  in the waterfall region.

Given  $(p_0, n, l, m)$ , we can explicitly compute  $Pr(G)$  by still using dynamic programming [25, Section 15.3]. To this end, for  $0 \leq i \leq m$  and  $0 \leq r_0 \leq r \leq n$ , assuming  $\mathbf{D}$  consists of  $i$  arbitrary correct received symbols whose basis is  $B(\mathbf{D})$ , we define  $P_G(i, r, r_0)$  as the probability that  $|B(\mathbf{D})| = r$  and there are  $r_0$  basis elements of  $B(\mathbf{D})$  attending zero LR's of  $\mathbf{D} \setminus B(\mathbf{D})$ . We have the following theorem.

**Theorem 5:** We have

$$Pr(G) = \sum_{i=\max(n, m-l)}^m \binom{m}{i} p_0^i (1-p_0)^{m-i} \times P_{rk}^*(l, m-i) P_G(i, n, 0). \quad (14)$$

Moreover, we have  $P_G(0, 0, 0) = 1$ , and for  $0 < i \leq m$  and  $0 \leq r_0 \leq r \leq n$ , we have

$$P_G(i, r, r_0) = P_G(i-1, r-1, r_0-1)(1-2^{r-1-n}) + \sum_{r_0 \leq r'_0 \leq r} P_G(i-1, r, r'_0) \binom{r'_0}{r_0} 2^{r-r'_0-n}, \quad (15)$$

where for simplicity, we let  $P_G(\cdot, r', r'_0) = 0$  for any  $r' < 0$  or  $r'_0 < 0$ .

*Proof:* See Appendix B. ■

According to Theorem 5, we can compute  $P_G(i, r, r_0)$  for all  $0 \leq i \leq m$  and  $0 \leq r_0 \leq r \leq n$  with time complexity  $O(mn^3)$ , and then compute  $Pr(G)$  with time complexity  $O(\max(m, l))$ . As an example, we show the numerical result of  $1 - Pr(G)$  in Fig. 3 for  $(n, l) = (100, 100)$  and different  $(m, p_0)$ . From Fig. 3, we can see that  $1 - Pr(G)$  first decreases and then increases as  $m$  increases. This trend of  $1 - Pr(G)$  coincides well with that of  $1 - Pr(E_1, E_3)$  shown by Fig. 2.

We are now to approximate  $P_G(i, n, 0)$  so as to reduce the complexity for computing  $Pr(G)$ .

**Lemma 7:** For  $i \geq n$ , we have

$$P_G(i, n, 0) \geq \max_{0 \leq h \leq i-n} P_{rk}(i-h, n)(1-2^{-h})^n \quad (16)$$

$$\geq \max_{0 \leq h \leq i-n} (1-2^{n-i+h})(1-2^{-h})^n \quad (17)$$

$$= \max_{[\hat{h}] \leq h \leq \lceil \hat{h} \rceil} (1-2^{n-i+h})(1-2^{-h})^n, \quad (18)$$

where  $\hat{h} = \log_2 \left( \sqrt{(n-1)^2 + n2^{i-n+2}} - n + 1 \right) - 1$ .

*Proof:* For  $i \geq n$  and given  $h \in [0, i-n]$ , denote  $B$  as the basis of  $i-h$  arbitrary correct received symbols.  $P_{rk}(i-h, n)$

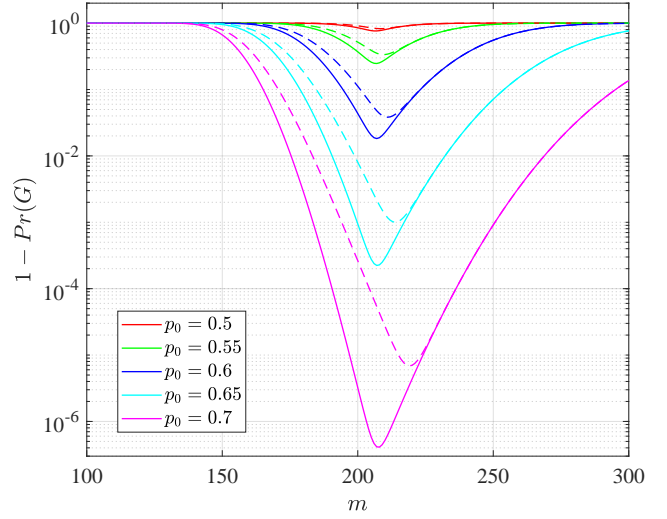


Fig. 3. Numerical result of  $1 - Pr(G)$  for  $(n, l) = (100, 100)$ , where solid and dash lines are computed based on (14) and (19), respectively.

(see Lemma 1) is the probability for  $|B| = n$ . Further given  $|B| = n$ , all basis elements of  $B$  have probability  $1/2$  to independently attend the LR of an arbitrary received symbol. Thus,  $(1-2^{-h})^n$  is the probability for each basis element of  $B$  to attend at least one of the LR's of  $h$  arbitrary received symbols. This completes the proof of (16). According to Lemma 1, (17) holds. Moreover, define  $f(h) = (1-2^{n-i+h})(1-2^{-h})^n$  as a function of  $h$  on the real interval  $[0, i-n]$ . By computing  $\frac{df}{dh}$ , we can easily see that  $f(h)$  increases in  $[0, \hat{h}]$  and decreases in  $[\hat{h}, i-n]$ , leading to (18). ■

**Theorem 6:** We have

$$Pr(G) \geq \sum_{i=\max(n, m-l)}^m \binom{m}{i} p_0^i (1-p_0)^{m-i} P_{rk}^*(l, m-i) \times \max_{[\hat{h}] \leq h \leq \lceil \hat{h} \rceil} P_{rk}(i-h, n)(1-2^{-h})^n, \quad (19)$$

where  $\hat{h} = \log_2 \left( \sqrt{(n-1)^2 + n2^{i-n+2}} - n + 1 \right) - 1$ .

*Proof:* This theorem is a combined result of Theorem 5 and Lemma 7. ■

The time complexity for computing (19) is  $O(\max(m, l))$ , which is much lower than that for computing (14). From Fig. 3, we can see that (19) offers an acceptable lower bound for  $Pr(G)$ .

**Theorem 7:** For any  $\epsilon \in (0, p_0)$ , let  $n(\epsilon) = \lceil (p_0 - \epsilon)m \rceil$ . If  $n(\epsilon) > n$  and  $m - n(\epsilon) < l$ , we have

$$Pr(G) \geq (1-2^{-2\epsilon^2 m})(1-2^{m-n(\epsilon)-l}) \times \max_{[\hat{h}] \leq h \leq \lceil \hat{h} \rceil} (1-2^{n-n(\epsilon)+h})(1-2^{-h})^n, \quad (20)$$

where  $\hat{h} = \log_2 \left( \sqrt{(n-1)^2 + n2^{n(\epsilon)-n+2}} - n + 1 \right) - 1$ .

*Proof:* According to Lemma 5,  $1-2^{-2\epsilon^2 m}$  is the lower bound of the probability that there are at least  $n(\epsilon)$  correct received symbols. Then, we can easily derive (20) by using



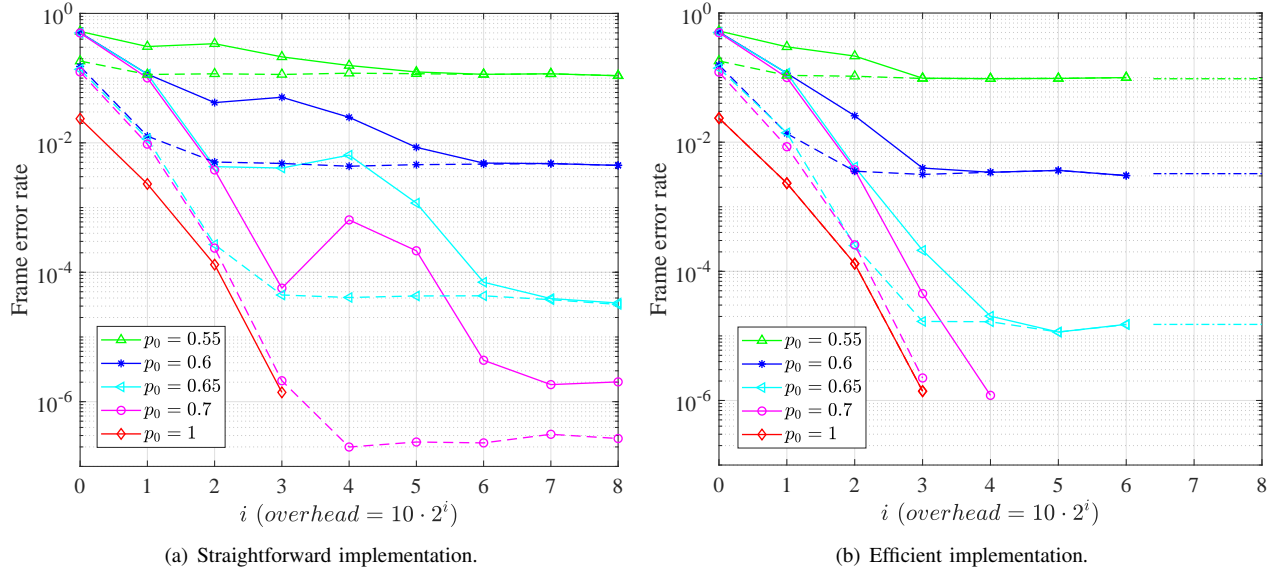


Fig. 4. Error performance of the BFA for  $(n, l) = (100, 100)$ , where solid (resp. dash) lines correspond to the frequencies that  $(E, F)$  (resp.  $E$ ) does not happen, and dash-dot lines are  $1 - \Pr(E)$  computed based on (10). (The events  $E$  and  $F$  are defined in Section VI.)

$1 - 2^{-2\epsilon^2 m}$  and  $n(\epsilon)$  to replace  $\sum_{i=\max(n, m-l)}^m \binom{m}{i} p_0^i (1 - p_0)^{m-i}$  and  $i$  in (19), respectively. ■

The time complexity for computing (20) is  $O(1)$ . The main purpose of Theorem 7 is to predict the behavior of  $\Pr(G)$  for large  $(n, m, l)$  in which case it is impossible to compute  $\Pr(G)$  based on (14) or (19). When  $n, m$ , and  $l$  are multiplied by a factor  $\nu$  and  $\nu \rightarrow \infty$ ,  $\epsilon$  can be kept unchanged; meanwhile, the lower bound given by (20) can approach 1 (it is easier to see this for  $h = (n(\epsilon) - n)/2$ ). However, it seems hard to find the best  $\epsilon$  so as to maximize the lower bound of (20).

### C. Analysis of $\Pr(E, F)$ for Relatively Large $m$

As  $m$  increases,  $E_3$  becomes harder to happen than  $(E, F)$  but  $E_3$  is actually not necessary for  $(E, F)$ . Thus, it is not suitable to use  $\Pr(G)$  to approximate  $\Pr(E, F)$  for relatively large  $m$ . On the other hand, for relatively large  $m$ ,  $1 - \Pr(E)$  almost stops decreasing (encountering error floor), as can be seen from Fig. 2. Since  $\Pr(E)$  is an upper bound of  $\Pr(E, F)$ ,  $1 - \Pr(E, F)$  must also encounter the error floor. To see whether  $1 - \Pr(E, F)$  can approach  $1 - \Pr(E)$  or not, we need to check how  $\Pr(F|E)$  behaves as  $m$  continuously increases.

**Theorem 8:** Let  $B_r$  be an arbitrary set of  $r$  linearly independent received symbols, which includes  $n$  correct and  $r - n$  incorrect received symbols ( $n \leq r \leq n + l$ ). Let  $(\mathbf{a}, \mathbf{y})$  be an arbitrary received symbol which is an LC of  $B_r$ . Define  $p_c$  (resp.  $p_e$ ) as the probability that a correct (resp. incorrect) received symbol of  $B_r$  attends the LR of  $(\mathbf{a}, \mathbf{y})$ . We have

$$p_c = 1/2 \text{ and } p_e = \frac{(1 - p_0)2^{r-n-1}/(2^l - 1)}{p_0 + (1 - p_0)(2^{r-n} - 1)/(2^l - 1)} < p_c.$$

*Proof:* See Appendix C. ■

Theorem 8 indicates that if  $E$  happens, the correct basis elements have a better chance to attend more LR of  $(\mathbf{A}, \mathbf{y}) \setminus B(\mathbf{A}, \mathbf{y})$  than the incorrect basis elements. Combining with Lemma 5, we are likely to have  $\Pr(F|E) \rightarrow 1$  and  $\Pr(E, F) \rightarrow \Pr(E)$  as  $m \rightarrow \infty$ . However, it seems not easy to get a satisfied bound of  $\Pr(E, F)$  for relatively large  $m$ , mainly because the incorrect basis elements do not independently attend the LR of  $(\mathbf{A}, \mathbf{y}) \setminus B(\mathbf{A}, \mathbf{y})$ .

## VII. SIMULATION RESULTS

In this section, we present the simulation results for the BFA. We realize the BFA using both the straightforward implementation and efficient implementation. LT codes are employed, and the weights of LT ESs follow the RSD with  $(\delta, c) = (0.01, 0.02)$  (see Definition 1). For any sending ES  $(\mathbf{a}, \mathbf{y}) \in (\mathbb{F}_2^n, \mathbb{F}_2^l)$ , it remains the same with probability  $p_0$  at the receiver side, and with probability  $1 - p_0$ , an error pattern is uniformly selected from  $\mathbb{F}_2^l \setminus \{\{0\}^l\}$  to add into  $\mathbf{y}$ . We present the error performance of the BFA in the way of frame error rate (FER) versus the overhead. FER corresponds to the frequency that Algorithm 2 does not correctly recover  $\mathbf{x}$  (i.e., the frequency that the event  $(E, F)$  does not happen according to Lemma 4). The overhead is defined as  $p_0 m - n$ , which is the expected number of redundant correct received symbols. In particular, for  $p_0 = 1$ , this definition is consistent with the definition of the overhead for the conventional scenario of fountain codes.

In Fig. 4, we show the error performance of the BFA for  $(n, l) = (100, 100)$ . We remark that the case of  $p_0 = 1$  corresponds to the conventional scenario where all received symbols are correct. This scenario has been well studied in the literature, and can be used as a benchmark when investigating the error performance of the BFA for  $p_0 \in (0, 1)$ . For relatively

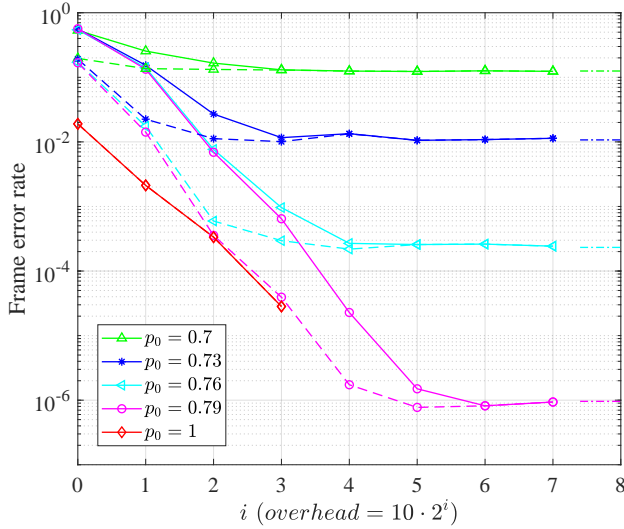


Fig. 5. Error performance of the BFA with efficient implementation for  $(n, l) = (200, 100)$ , where solid (resp. dash) lines correspond to the frequencies that  $(E, F)$  (resp.  $E$ ) does not happen, and dash-dot lines are  $1 - \Pr(E)$  computed based on (10). (The events  $E$  and  $F$  are defined in Section VI.)

small overheads (e.g.,  $\text{overhead} \leq 10 \cdot 2^2$ ), the straightforward implementation and the efficient implementation perform comparably. However, for relatively large overheads (e.g.,  $\text{overhead} \geq 10 \cdot 2^3$ ), the efficient implementation performs significantly better than the straightforward implementation. In particular, FER of the efficient implementation can eventually decrease to the lower bound  $1 - \Pr(E)$  (see (10)) that is derived for random fountain codes.

We find that for LT codes and for relatively large overheads, the error performance of the BFA is very sensitive to the choice of basis. In particular, a good choice should make the basis elements attend the LR of received symbols with probabilities like those given by Theorem 8. In fact, we try to achieve this by carefully optimizing the choice of basis for the efficient implementation. Instead, the basis found by the straightforward implementation is unique once the received symbols are given. However, the basis elements found by the straightforward implementation do not follow Theorem 8 well when LT codes rather than random fountain codes are used. This is the main reason that leads to the big difference between the error performance of the straightforward and efficient implementations. It is an interesting topic to develop a systematic way of selecting suitable basis elements so as to improve the error performance. We leave it as a future work.

In Fig. 5, we present the error performance of the BFA for  $(n, l) = (200, 100)$ . Efficient implementation is employed. We can see that similar to Fig. 4(b), the FER of efficient implementation can also eventually decrease to the lower bound computed based on (10).

### VIII. CONCLUSION

In this paper, we have considered a channel where each received symbol of the fountain codes has a probability to

be incorrect. In this case, the ML/MAP decoding of the fountain codes becomes unpractical due to the exponentially high time complexity. Therefore, we have proposed the basis-finding algorithm (BFA) for the decoding, and have also developed a straightforward implementation and an efficient implementation for the BFA, both of which are with polynomial time complexities. We have further derived the theoretical bounds for the frame error rate (FER) of the BFA for random fountain codes, and also carried out extensive simulations to evaluate the FER of the BFA with the LT codes. Both the theoretical analysis and simulation results revealed that the BFA can perform very well. In particular, for relatively small overheads, the straightforward and efficient implementations perform comparably; for relatively large overheads, the efficient implementation, after applying some optimizations to the choice of basis, can perform significantly better than the straightforward implementation and can eventually achieve the FER lower bound that is derived for random fountain codes.

### APPENDIX A PROOF OF THEOREM 2

Based on the definition of  $P_E(\cdot, \cdot, \cdot)$ , it is easy to see that (10) holds and  $P_E(0, 0, 0) = 1$ . We now compute  $P_E(i, n_c, n_e)$  for  $0 < i \leq m, 0 \leq |B_c(i)| = n_c \leq n$ , and  $0 \leq |B_e(i)| = n_e \leq l$ . We only need to compute how  $P_E(i-1, \cdot, \cdot)$  contributes to  $P_E(i, n_c, n_e)$  by taking into account all the situations that happen to the  $i$ -th received symbol  $(\mathbf{A}_i, y_i)$ . According to the first two assumptions at the beginning of Section VI, if  $(\mathbf{A}_i, y_i)$  is correct, it has  $2^n$  equally like possibilities to occur; otherwise, it has  $2^{n+l} - 2^n$  equally like possibilities to occur. Moreover, according to the third assumption at the beginning of Section VI,  $(\mathbf{A}_i, y_i) \in B(i)$  iff  $(\mathbf{A}_i, y_i)$  is not an LC of  $B(i-1)$ .

*Case 1* ( $(\mathbf{A}_i, y_i)$  is correct and  $(\mathbf{A}_i, y_i) \notin B(i)$ ): This indicates a way that  $P_E(i-1, n_c, n_e)$  contributes to  $P_E(i, n_c, n_e)$ . In this case, any basis element of  $B_e(i)$  cannot attend the LR of  $(\mathbf{A}_i, y_i)$ , since the syndrome of  $(\mathbf{A}_i, y_i)$  is a zero vector and the syndromes of  $B_e(i)$  are linearly independent. Moreover, as  $(\mathbf{A}_i, y_i) \notin B(i)$ ,  $(\mathbf{A}_i, y_i)$  must be an LC of  $B_c(i-1)$  and thus has  $2^{n_c}$  possibilities to occur. Therefore, Case 1 happens with probability  $p_0 2^{n_c} / 2^n$ .

*Case 2* ( $(\mathbf{A}_i, y_i)$  is incorrect and  $(\mathbf{A}_i, y_i) \notin B(i)$ ): This indicates the other way that  $P_E(i-1, n_c, n_e)$  contributes to  $P_E(i, n_c, n_e)$ . In this case,  $(\mathbf{A}_i, y_i)$  is an LC of  $B(i-1)$  and has  $2^{n_c+n_e} - 2^{n_c}$  possibilities to occur. Thus, Case 2 happens with probability  $(1 - p_0)(2^{n_c+n_e} - 2^{n_c}) / (2^{n+l} - 2^n)$ .

*Case 3* ( $(\mathbf{A}_i, y_i)$  is correct and  $(\mathbf{A}_i, y_i) \in B(i)$ ): (If  $n_c = 0$ , this case does not happen.) This indicates the only way that  $P_E(i-1, n_c - 1, n_e)$  contributes to  $P_E(i, n_c, n_e)$ . In this case, we must have  $B_c(i-1) = B_c(i) \setminus \{(\mathbf{A}_i, y_i)\}$ . Since  $(\mathbf{A}_i, y_i)$  is correct and is not an LC of  $B_c(i-1)$ , it has  $2^n - 2^{n_c-1}$  possibilities to occur. Therefore, Case 3 happens with probability  $p_0(2^n - 2^{n_c-1}) / 2^n$ .

*Case 4* ( $(\mathbf{A}_i, y_i)$  is incorrect and  $(\mathbf{A}_i, y_i) \in B(i)$ ): (If  $n_e = 0$ , this case does not happen.) This indicates the only way that  $P_E(i-1, n_c, n_e - 1)$  contributes to  $P_E(i, n_c, n_e)$ . In this case,

we must have  $B_e(i-1) = B_e(i) \setminus \{(\mathbf{A}_i, y_i)\}$ . Moreover, the syndrome of  $(\mathbf{A}_i, y_i)$  cannot be an LC of the syndromes of  $B_e(i-1)$ . Thus,  $(\mathbf{A}_i, y_i)$  has  $2^{n+l} - 2^{n+n_e-1}$  possibilities to occur. Accordingly, Case 4 happens with probability  $(1 - p_0)(2^{n+l} - 2^{n+n_e-1})/(2^{n+l} - 2^n)$ . At this point, we complete the proof.

## APPENDIX B PROOF OF THEOREM 5

Recall that  $G = (E_1, E_3, F)$ . In (14),  $\binom{m}{i} p_0^i (1 - p_0)^{m-i}$  is the probability that  $(\mathbf{A}, \mathbf{y})$  has  $i$  correct received symbols. Given this condition and denoting  $\mathbf{D}$  as the set of the  $i$  correct received symbols,  $E_1$  and  $E_3$  are independent, and  $P_{rk}^*(l, m - i)$  (see Lemma 2) is the probability for  $E_3$  to happen. By further considering that  $E_3$  happens, the basis  $B(\mathbf{A}, \mathbf{y})$  must include all incorrect received symbols such that each incorrect basis element does not attend any LR of  $(\mathbf{A}, \mathbf{y}) \setminus B(\mathbf{A}, \mathbf{y})$ . Then,  $(E_1, F)$  is equivalent to that the basis of  $\mathbf{D}$  is of size  $n$  (i.e.,  $|B(\mathbf{D})| = n$ ) and each basis element of  $B(\mathbf{D})$  attends at least one LR of  $\mathbf{D} \setminus B(\mathbf{D})$ . Therefore, the probability for  $(E_1, F)$  to happen is given by  $P_G(i, n, 0)$ . This completes the proof of (14).

We are now to prove (15). Assume  $(\mathbf{A}, \mathbf{y})$  only consists of  $m$  correct received symbols. Obviously, we have  $P_G(0, 0, 0) = 1$ . For  $0 < i \leq m$  and  $0 \leq r_0 \leq r \leq n$ , we only need to compute how  $P_G(i-1, \cdot, \cdot)$  contributes to  $P_G(i, r, r_0)$  by taking into account all the situations that happen to the  $i$ -th received symbol  $(\mathbf{A}_i, y_i)$ . Since random fountain codes are considered,  $(\mathbf{A}_i, y_i)$  has  $2^n$  equally like possibilities to occur. Moreover, recall that  $B(i), i \in [m]$  denotes the basis of  $(\mathbf{A}[i], \mathbf{y}[i])$  and  $B(0) = \emptyset$ . According to the third assumption at the beginning of Section VI,  $(\mathbf{A}_i, y_i) \in B(i)$  iff  $(\mathbf{A}_i, y_i)$  is not an LC of  $B(i-1)$ .

*Case 1* ( $(\mathbf{A}_i, y_i) \in B(i)$ ): (If  $r < 0$  or  $r_0 < 0$ , this case does not happen.) This indicates the only way that  $P_G(i-1, r-1, r_0-1)$  contributes to  $P_G(i, r, r_0)$ . In this case, we must have that  $(\mathbf{A}_i, y_i)$  is not an LC of  $B(i-1)$  and  $|B(i-1)| = r-1$ . Thus,  $(\mathbf{A}_i, y_i)$  has  $2^n - 2^{r-1}$  possibilities to occur, indicating that  $P_G(i-1, r-1, r_0-1)$  contributes to  $P_G(i, r, r_0)$  with probability  $1 - 2^{r-1-n}$ .

*Case 2* ( $(\mathbf{A}_i, y_i) \notin B(i)$ ): This indicates the only way that  $P_G(i-1, r, r'_0)$  contributes to  $P_G(i, r, r_0)$  for  $r_0 \leq r'_0 \leq r$ . In this case,  $(\mathbf{A}_i, y_i)$  is an LC of  $B(i-1)$  and we have  $B(i) = B(i-1)$ . Denote  $B_0$  as the set of the  $r'_0$  basis elements of  $B(i-1)$  that do not attend the LRs of  $(\mathbf{A}[i-1], \mathbf{y}[i-1]) \setminus B(i-1)$ . Then, there are exactly  $r_0$  basis elements of  $B_0$  that do not attend the LR of  $(\mathbf{A}_i, y_i)$ . As a result,  $(\mathbf{A}_i, y_i)$  has  $\binom{r'_0}{r_0} 2^{r-r'_0}$  possibilities to occur, indicating that  $P_G(i-1, r, r'_0)$  contributes to  $P_G(i, r, r_0)$  with probability  $\binom{r'_0}{r_0} 2^{r-r'_0-n}$ . At this point, we complete the proof.

## APPENDIX C PROOF OF THEOREM 8

Use the notations of Theorem 8. Denote  $B_c$  and  $B_e$  as the sets of correct and incorrect received symbols of  $B_r$ , respectively. We have  $|B_c| = n$ ,  $|B_e| = r - n \in [0, l]$ , and

$B_c \cup B_e = B_r$ . All the LCs of  $B_c$  result in  $V(\mathbf{x})$  (see (3)), which is the set of all possible ESs/correct received symbols. Denote  $L_C$  as the set of all the linear combinations of  $B_r$ .

Given that  $(\mathbf{a}, y) \in L_C$ , each received symbol of  $B_c$  attends the LR of  $(\mathbf{a}, y)$  with probability  $p_c = 1/2$ . On the other hand, only when  $(\mathbf{a}, y)$  is incorrect (i.e.,  $(\mathbf{a}, y) \in L_C \setminus V(\mathbf{x})$ ), a received symbol of  $B_e$  can have a chance to attend the LR of  $(\mathbf{a}, y)$ .  $(\mathbf{a}, y)$  is incorrect with probability

$$\begin{aligned} & Pr((\mathbf{a}, y) \in L_C \setminus V(\mathbf{x}) \mid (\mathbf{a}, y) \in L_C) \\ &= \frac{Pr((\mathbf{a}, y) \in L_C \setminus V(\mathbf{x}))}{Pr((\mathbf{a}, y) \in L_C)} \\ &= \frac{(1 - p_0)(2^{r-n} - 1)/(2^l - 1)}{p_0 + (1 - p_0)(2^{r-n} - 1)/(2^l - 1)}. \end{aligned}$$

Given  $(\mathbf{a}, y) \in L_C \setminus V(\mathbf{x})$ , each received symbol of  $B_e$  attends the LR of  $(\mathbf{a}, y)$  with probability

$$\frac{|L_C|/2}{|L_C \setminus V(\mathbf{x})|} = \frac{2^{r-n-1}}{2^{r-n} - 1}.$$

Thus, we have

$$\begin{aligned} p_e &= \frac{(1 - p_0)(2^{r-n} - 1)/(2^l - 1)}{p_0 + (1 - p_0)(2^{r-n} - 1)/(2^l - 1)} \frac{2^{r-n-1}}{2^{r-n} - 1} \\ &= \frac{(1 - p_0)2^{r-n-1}/(2^l - 1)}{p_0 + (1 - p_0)(2^{r-n} - 1)/(2^l - 1)} \\ &\leq (1 - p_0)2^{l-1}/(2^l - 1) \\ &< p_c, \end{aligned}$$

where the last inequality is due to (2).

## REFERENCES

- [1] J. W. Byers, M. Luby, M. Mitzenmacher, and A. Rege, "A digital fountain approach to reliable distribution of bulk data," *ACM SIGCOMM Computer Communication Review*, vol. 28, no. 4, pp. 56–67, 1998.
- [2] D. J. MacKay, "Fountain codes," *IEEE Proceedings-Communications*, vol. 152, no. 6, pp. 1062–1068, Dec. 2005.
- [3] M. Luby, "LT codes," in *Proc. IEEE Symposium on Foundations of Computer Science*, 2002, pp. 271–280.
- [4] A. Shokrollahi, "Raptor codes," *IEEE Trans. Inf. Theory*, vol. 14, no. 6, pp. 2551–2567, Jun. 2006.
- [5] A. M. Odlyzko, "Discrete logarithms in finite fields and their cryptographic significance," in *Advances in Cryptology: CRYPTO84 (Lecture Notes in Computer Science)*, 1984, pp. 224–314.
- [6] B. A. LaMacchia and A. M. Odlyzko, "Solving large sparse linear systems over finite fields," in *Advances in Cryptology: CRYPTO90 (Lecture Notes in Computer Science)*, 1991, pp. 109–133.
- [7] X. He and K. Cai, "Disjoint-set data structure-aided structured Gaussian elimination for solving sparse linear systems," *submitted to IEEE Commun. Lett.*, 2020.
- [8] F. Lázaro, "Fountain codes under maximum likelihood decoding," Ph.D. dissertation, Institute for Telecommunications, Hamburg University of Technology, Hamburg, Germany, 2017.
- [9] *Technical Specification Group RadioAccess Network; Introduction of the Multimedia Broadcast/Multicast Services (MBMS) in the Radio Access Network, 3GPP TS 25.346 v.7.0.0.*, 3GPP, Mar. 2006.
- [10] M. A. Shokrollahi, S. Lassen, and R. Karp, "Systems and processes for decoding chain reaction codes through inactivation," Feb. 2005, US Patent 6,856,263.
- [11] A. Shokrollahi and M. Luby, "Raptor codes," *Foundations and Trends® in Communications and Information Theory*, vol. 6, no. 3–4, pp. 213–322, 2011.
- [12] R. Palanki and J. S. Yedidia, "Rateless codes on noisy channels," in *Proc. IEEE Int. Symp. Inf. Theory*, Jun. 2004, p. 37.

- [13] O. Etesami and A. Shokrollahi, "Raptor codes on binary memoryless symmetric channels," *IEEE Trans. Inf. Theory*, vol. 52, no. 5, pp. 2033–2051, May 2006.
- [14] A. Venkiah, C. Poulliat, and D. Declercq, "Jointly decoded Raptor codes: Analysis and design for the BIAWGN channel," *EURASIP Journal on Wireless Communications and Networking*, vol. 2009, no. 1, p. 657970, Jul. 2009.
- [15] Y. Ma, D. Yuan, and H. Zhang, "Fountain codes and applications to reliable wireless broadcast system," in *Proc. IEEE Inf. Theory Workshop*, Oct. 2006, pp. 66–70.
- [16] J. Castura and Y. Mao, "Rateless coding over fading channels," *IEEE Commun. Lett.*, vol. 10, no. 1, pp. 46–48, Jan. 2006.
- [17] L. Organick, S. D. Ang, Y.-J. Chen, R. Lopez, S. Yekhanin, K. Makarychev, M. Z. Racz, G. Kamath, P. Gopalan, B. Nguyen *et al.*, "Random access in large-scale DNA data storage," *Nature biotechnology*, vol. 36, no. 3, p. 242, Mar. 2018.
- [18] T. T. Nguyen, K. Cai, K. A. S. Immink, and H. M. Kiah, "Capacity-approaching constrained codes with error correction for DNA-based data storage," *arXiv preprint arXiv:2001.02839*, 2020.
- [19] K. Cai, Y. M. Chee, R. Gabrys, H. M. Kiah, and T. T. Nguyen, "Optimal codes correcting a single indel/edit for DNA-based data storage," *arXiv preprint arXiv:1910.06501*, 2019.
- [20] W. Song, K. Cai, and K. A. S. Immink, "Sequence-subset distance and coding for error control for DNA-based data storage," in *Proc. IEEE Int. Symp. Inf. Theory*, Jul. 2019, pp. 86–90.
- [21] Y. Erlich and D. Zielinski, "DNA fountain enables a robust and efficient storage architecture," *Science*, vol. 355, no. 6328, pp. 950–954, Mar. 2017.
- [22] S. Lin and D. J. Costello, *Error Control Coding: 2nd Edition*. NJ, Englewood Cliffs: Prentice-Hall, 2004.
- [23] S. W. Golomb and G. Gong, *Signal Design for Good Correlation: For Wireless Communication, Cryptography, and Radar*. Cambridge University Press, 2005.
- [24] W. Hoeffding, "Probability inequalities for sums of bounded random variables," *Journal of the American Statistical Association*, vol. 58, no. 301, pp. 13–30, 1963.
- [25] T. H. Cormen, C. E. Leiserson, R. L. Rivest, and C. Stein, *Introduction to Algorithms: 2nd Edition*. Cambridge, MA, USA: MIT Press, 2001.