

Extracting and categorising the reactions to COVID-19 by the South African public - A social media study

Vukosi Marivate
Dept. Computer Science
University of Pretoria
CSIR, South Africa

vukosi.marivate@cs.up.ac.za

Avashlin Moodley
CSIR, South Africa

amoodley1@csir.co.za

Athandiwe Saba
Mail and Guardian

athandiwes@mg.co.za

Abstract

Social Media can be used to extract discussion topics during a disaster. With the COVID-19 pandemic impact on South Africa, we need to understand how the law and regulation promulgated by the government in response to the pandemic contrasts with discussion topics social media users have been engaging in. In this work, we expand on traditional media analysis by using Social Media discussions driven by or directed to South African government officials. We find topics that are similar as well as different in some cases. The findings can inform further study into social media during disaster settings in South Africa and beyond.

1 Introduction

It is a few months since the first reported COVID-19 case in South Africa (Kiewit, 2020). This has been a time in the country's history that has been categorised with unprecedented government engagement. Government tries to balance their responses in taking care of the health crisis to also respond to the social and economic impacts (de Kadt, 2020). Research continues to be done on studying the pandemic spread in South Africa (Mbuva and Marwala, 2020; Arashi et al., 2020; Marivate and Combrink, 2020). We take a different direction in this work in that we look at the engagement on social media as a window into some of the

concerns that the public in South Africa might have.

In this work, we extract patterns of social media interactions between the South African government (through its representatives) and citizens (the public). Extracting the discussion patterns is important, even with the limitation that social media is not a representation of all parts of our society. South Africa has a 60% internet penetration and 36% of the population on any type of social media. If we concentrate on Twitter, South Africa has just over 2.3 million users on Twitter (Kemp, 2020), out of an estimated total population of 58.8 million (Africa, 2019).

We use an empirical approach to extract topics from gathered social media data from South Africa. We analyse this data to answer the following questions: What are the most discussed issues?; How have the discussions changed over time in relation to the announced policy changes by the government?; What topics are similar and dissimilar between official and public sources?

2 COVID-19 progression in South Africa and online discussion

The COVID-19 response by the South African government has been multi-modal (briefings, announcements, question & answer sessions) as the government tries to bring citizens into

their confidence (Dayile, 2020). The Minister of Health, Dr. Zweli Mkhize, holds daily briefings on a number of topics related to the Health-care system’s response to COVID-19. The president, Cyril Ramaphosa, has held briefings before major changes (such as introducing and declaring a national state of disaster, announcing lockdown and lockdown levels etc.).

The public has many opinions and reactions on the COVID-19 pandemic and interventions (by government and other sectors). There is a need to find ways to better understand these reactions. Social media analysis and traditional media analysis can be useful in extracting topics that are important in tracking a pandemic (Ghosh et al., 2017). Analysis of media information (traditional and social) can extract what may be concerns to citizens but can also help us highlight gaps in the engagement (Dayile, 2020; Ghosh et al., 2017). Social Media, in South Africa and beyond, has been used to engage in debate and organise groups that mobilise volunteers that assist the vulnerable (Hamann et al., 2020) or for COVID-19 data collection efforts (Marivate and Combrink, 2020), mirroring past use in times of disaster (Chae et al., 2014).

3 Data and exploratory analysis

We collected data from Twitter that covers the periods of 01 March 2020 to May 17 2020. We collect government communication from a few official accounts (see Table 1). Traditional media analysis has highlighted that journalists had focused on President Ramaphosa and Dr Zweli Mkhize for comments when it comes to COVID-19 in South Africa (Dayile, 2020). We utilised TWINT¹ to collect the data. The data collection was under ethical clearance EBIT/88/2020.

We collected 919,019 social media posts

¹<https://github.com/twintproject/twint>

National Account	Description
@CyrilRamaphosa	President of RSA
@DrZweliMkhize	Minister of Health, RSA
@HealthZA	National Department of Health [NDOH]
@nicd_sa	National Institute of Communicable Diseases [NICD] RSA

Table 1: Twitter keywords (in the form of accounts) tracked for our study

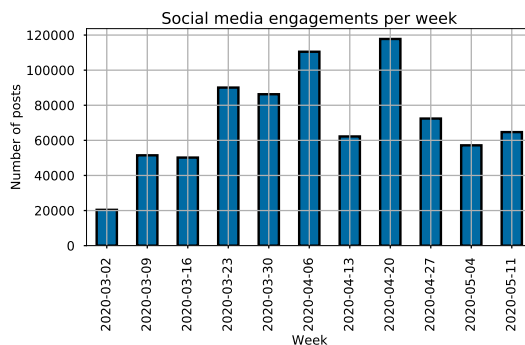


Figure 1: Weekly number of posts [Timeline]

from 189,266 unique users. The data was segmented into two subsets, *TweetsOfficial* and *TweetsPublic*. *TweetsOfficial* contains tweets published by accounts in Table 1, *TweetsPublic* contains the remaining tweets that reference the accounts in Table 1. *TweetsOfficial* contains 2,537 tweets from 4 unique users. *TweetsOfficial* contains a coherent message from government officials to the public whereas *TweetsPublic* contains the public response which can be incoherent and noisy due to the number of users contributing to the data.

4 Topic extraction and analysis of discussions

Preliminary experiments with an unsupervised topic model built on *TweetsPublic* produced topics that could not be deciphered. Furthermore, the model poorly segmented the data into representative clusters. In work by (Ghosh et al., 2017; Gallagher et al., 2017), a supervised topic modelling approach was used to seed the topic model with a manually curated set of words to guide the formulation of top-

ics. Our approach aims to test whether topics created from a model trained on *TweetsOfficial* and supervised by curated seed words can be used to supervise the training of a model trained on *TweetsPublic* to identify associated topics in the larger, noisier corpus. If the *TweetsOfficial* model can effectively supervise the *TweetsPublic* model to find topics that are associated with *TweetsOfficial* topics, it will provide a reflection of the public response to the different topics of information propagated by government. The models were trained with 20 topics and trained for 100 iterations. The models were used to label tweets with a topic label to conduct analysis on the topics produced.

4.1 Highlighted Topics

The topics produced by the *TweetsOfficial* and *TweetsPublic* model were very similar due to the effects of the supervised approach taken. The topics in Table 2 provide a general overview of COVID-19 themes that were central to the engagements during the observed period. The keywords were similar for both models thus they are illustrated together in one column for brevity. The models produced topics directly related to COVID-19 and healthcare; the officials from Table 1; the imposed lockdown; and the policies applied by government for the lockdown (alcohol and cigarette bans, school closure, job loss mitigation and hygiene guidelines).

4.2 Topic Timelines

We use topic timelines to study the temporal properties of topics. Since the topics from both models are aligned in context, the objective is to analyse spikes in volume to understand the interaction between government and the public. Key dates are highlighted to associate spikes in volume with events that transpired.

Figure 2 illustrates topic timelines for lockdown-related topics. The lockdown topic

Topic	Keywords	Label
1	travel,movement,year,old,male, female,travelled,relocation,italy,switzerland	Travel
2	cases,recoveries,death,confirmed ,total,number,deaths,today,recovered,related	Case Reports
3	testing,tests,screening,conducted, eligible,listed,feeling,flattencurve,hotline,sick	Testing/ Screening
4	alcohol,ly,bit,spreadthefacts, guide,wash,vvnkf,step,dry,ih	Alcohol/ Hygiene
5	smoking,smoke,cigarettes,ukuthi, abantu,lesifo,bakithi,ukhozi_fm,uma,ngoba	Cigarettes
6	lockdown,home,distancing,social, essential,hygiene,stay,groceries,grants,graphic	Lockdown/ Distancing
7	avoid,touching,droplets,coughing, nose,markets,tv,pscp,spoiled,stray	COVID-19 Info
8	children,school,earn,tax,reprieve, salary,option,considering,uif,provisions	Schools/ Jobs
11	minister,president,mkhize,zweli, ramaphosa,command,dr,cyril, health,cyiriramaphosa	Officials/ Command Council
12	hospital,healthcare,masks, nurses,doctor,ppe,doctors, nurse,collecting,workers	PPE/ Healthcare
13	fake,news,smart,kind, stayathome,help,spread,ps,message,deal	Fake News

Table 2: Highlighted topics

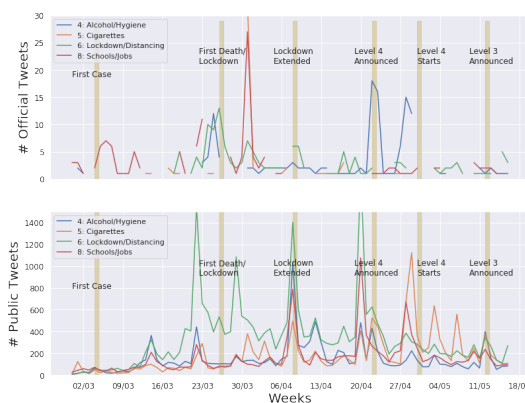


Figure 2: Official vs Public Topics on Lockdown Related Issues

is consistently discussed with spikes in volume occurring near key dates. Official communication spikes in volume at the start of lockdown but receives limited coverage elsewhere. The cigarettes topic receives spikes in public attention near key dates, most notably in the period between level 4 being announced and being active because government changed their decision to allow cigarette sales in level 4 lockdown in that period. Official tweets don't appear to focus on this topic. The other topics experience spikes aligned to the lockdown topic.

Figure 3 illustrates topic timelines for topics related to public officials, personal protective equipment (PPE) and fake news. Public en-

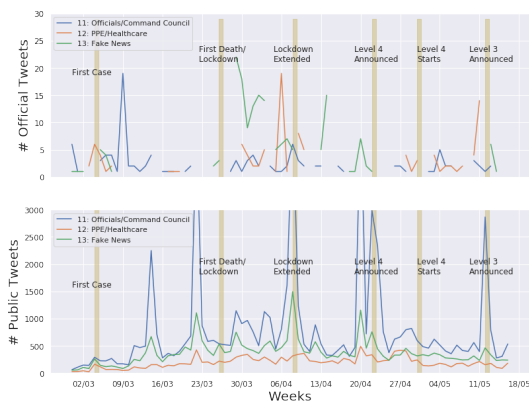


Figure 3: Official vs Public Topics on Other Issues

engagement towards key officials consistently occurred throughout with spikes in volume near key dates. The spike in volume before the announcement of level 4 lockdown can be attributed to the public’s eagerness for the lockdown to be eased. The PPE/healthcare topic receives low volumes of attention but is consistently present in the public discourse. The fake news topic peaks alongside the public official topic.

4.3 Topic Similarity

As a result of the supervised topic modelling approach, the *TweetsOfficial* and *TweetsPublic* models had topics described by very similar keywords. We use topic similarity heatmaps to analyse the syntactic similarity between topics from different models. The method consists of creating sub-corpora for each topic from each model, train a vectorizer on the union of a pair of sub-corpora, one from each model. Thereafter, a heatmap illustrates the pairwise cosine similarity of two models.

Figure 4 illustrates the topic similarity heatmap for the official and public topics. The strong similarity seen on the diagonal of the heatmap indicates that related topics from each model have a strong syntactic similarity to each other. The ‘heat’ seen in most of the heatmap

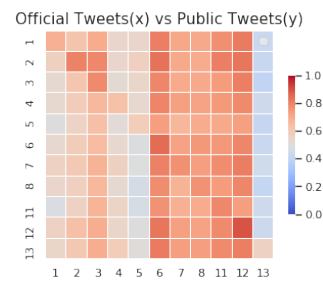


Figure 4: Topic similarity heatmap

is a result of the data covering a limited domain of public engagements with government officials related to the pandemic. The very high similarity seen for topics 2 (Case Reports), 3(Testing/Screening) and 12(PPE/Healthcare) are likely due to these topics being informative in nature resulting in the scope for public opinion being limited.

5 Conclusion

The topics produced highlight central themes in the discourse between government officials and the public. The topics address themes such as lockdown and the restrictions put in place; general information on COVID-19. The topic timelines indicated that the public attempted to engage more near key dates in the observed period. Peaks in volume provided insights into when certain topics received attention. The high syntactic similarity seen between related topics from each model indicates that the supervised topic modelling approach taken can be used to find targeted insights from a larger noisier data set by seeding the training process with a smaller and more coherent data set that relates to the domain being studied. The application of this approach can yield informative insights about the interactions between government officials and the public. Furthermore, the topics can be used as features in downstream supervised tasks aimed at stronger citizen engagement on social media.

References

- Statistics South Africa. 2019. Mid-year population estimates. StatsSA.
- Mohammad Arashi, Andriette Bekker, Mahdi Salehi, Sollie Millard, Barend Erasmus, Tanita Cronje, and Mohammad Golpaygani. 2020. Spatial analysis and prediction of covid-19 spread in south africa after lockdown. *arXiv preprint arXiv:2005.09596*.
- Junghoon Chae, Dennis Thom, Yun Jang, SungYe Kim, Thomas Ertl, and David S Ebert. 2014. Public behavior response analysis in disaster events utilizing visual analytics of microblog data. *Computers & Graphics*, 38:51–60.
- Azola Dayile. 2020. Analysis of covid-19 media coverage: Brief 2. Technical report, Media Monitoring Africa.
- Ryan J Gallagher, Kyle Reing, David Kale, and Greg Ver Steeg. 2017. Anchored correlation explanation: Topic modeling with minimal domain knowledge. *Transactions of the Association for Computational Linguistics*, 5:529–542.
- Saurav Ghosh, Prithwish Chakraborty, Elaine O Nsoesie, Emily Cohn, Sumiko R Mekar, John S Brownstein, and Naren Ramakrishnan. 2017. Temporal topic modeling to assess associations between news trends and infectious disease outbreaks. *Scientific reports*, 7(1):1–12.
- Ralph Hamann, Annika Surmeier, Jody Delichte, and Scott Drimie. 2020. Local networks can help people in distress: South africa’s covid-19 response needs them. *The Conversation*.
- Julia de Kadt. 2020. Covid-19 highlights south africa’s need for local level social data. *The Conversation*.
- Simon Kemp. 2020. Digital 2020: South africa. *DataReportal*.
- Lester Kiewit. 2020. Health department confirms south africa’s first covid-19 case. *Mail and Guardian*.
- Vukosi Marivate and Herkulaas MvE Combrink. 2020. Use of available data to inform the covid-19 outbreak in south africa: A case study. *Data Science Journal*, 19(1).
- Rendani R Mbuva and Tshilidzi Marwala. 2020. On data-driven management of the covid-19 outbreak in south africa. *medRxiv*.