
A multi-objective-based approach for Fair Principal Component Analysis

Guilherme D. Pelegrina, Renan D. B. Brotto, João M. T. Romano, Romis Attux

School of Electrical and Computer Engineering

University of Campinas

400 Albert Einstein Avenue, 13083-852 Campinas, Brazil

{pelegrina, rbrotto, romano}@decom.fee.unicamp.br, attux@dca.fee.unicamp.br

Leonardo T. Duarte

School of Applied Sciences

University of Campinas

1300 Pedro Zaccaria Street, 13484-350 Limeira, Brazil

leonardo.duarte@fca.unicamp.br

Abstract

In dimension reduction problems, the adopted technique may produce disparities between the representation errors of two or more different groups. For instance, in the projected space, a specific class can be better represented in comparison with the other ones. Depending on the situation, this unfair result may introduce ethical concerns. In this context, this paper investigates how a fairness measure can be considered when performing dimension reduction through principal component analysis. Since both reconstruction error and fairness measure must be taken into account, we propose a multi-objective-based approach to tackle the Fair Principal Component Analysis problem. The experiments attest that a fairer result can be achieved with a very small loss in the reconstruction error.

1 Introduction

In the Machine Learning (ML) framework, one is generally concerned in projecting a statistical model able to perform a specific task, without an explicit knowledge on the relation between the inputs and outputs involved in the addressed problem [6]. Machine Learning techniques has been highlighted in the last years for its broad scope of application in so many different areas, such as pattern recognition [2], signal processing [15], audio and image processing [3] and others [10].

Besides its use in technical problems, Machine Learning models have also been applied in tasks with social and economical impacts, e.g., credit concession [11], recidivism prediction [4] and gerrymandering [14]. Since the ML approach is strongly dependent on the available data, the models can incorporate some biases present in the training samples [1]. Once an unfair decision is made, the previous bias is reinforced, accentuating even more the social disparities. Therefore, apart from the performance measure, such as Mean Squared Error (MSE) or accuracy, the ML models must also incorporate some fairness measure in order to deal with social biases [19].

The fairness concern can be treated (i) in the pre-processing step [7, 21, 19], (ii) during the model training [23] or even (iii) in a post-processing step [16]. For instance, in the pre-processing framework, which is the focus of this paper, fairness is generally associated with how one manages the acquired dataset. Suppose a dataset composed by n samples and d attributes. An example of fairness analysis is the disparities that one may have when performing dimension reduction in scenarios with a large

number of attributes (e.g., from d to r -dimensional space, where $d \gg r$). As presented in [19], for a specific dataset, the dimension reduction provided by a classical Principal Components Analysis (PCA) [12] procedure can be biased towards one group of the population, leading to different reconstruction errors for different groups of individuals. For example, as mentioned in [19], in a situation where sensitive attribute is the gender (male and female), the classical PCA may lead to a systematically lower reconstruction error for the male population. In such a scenario, since the projected data better represents males than females, the application of PCA may lead to a disparate classification. Hence, one may note the importance of incorporating some fairness treatment in PCA.

Motivated by the aforementioned disparities, the main goal of this work is to introduce a fairness measure when dealing with dimension reduction by using PCA. More specifically, alongside the “total” reconstruction error (the reconstruction error by using all samples, without a separation into groups), we also consider a fairness measure in the seek for a projection matrix. However, differently from existing works which incorporate both objectives into a single one [19], we address this problem in a multi-objective optimization fashion [17]. Therefore, in our formulation, called Multi-Objective Fair Principal Component Analysis (MOFPCA), both criteria are optimized simultaneously.

The fairness measure considered here is simply the disparity between the obtained reconstruction errors of each class. Since the projection matrix that minimizes the total reconstruction error does not lead, necessarily, to the minimum difference between the individual reconstruction errors, the resolution of our proposal tends to lead to a set of optimal solutions (in the sense of Pareto optimality [17]), frequently referred to as non-dominated set. Among these solutions, we could attest that we may perform a dimension reduction that can lead to a small value of reconstruction error and also with a fair representation between the classes.

The paper is organized as follows. In Section 2, we describe the existing works related to our proposal. The Fair PCA framework addressed in this paper is presented in Section 3. In Section 4, we discuss the multi-objective optimization formulation and the adopted evolutionary algorithm. Section 5 presents the numerical experiments and, finally, the concluding remarks and future works are described in Section 6.

2 Related works

The problem of Fair PCA was first tackled, up to the best of our knowledge, in [18], where a fair dimensionality-reduction is achieved when one cannot get information about the protected classes from the projected data points. The authors propose a Semi Definite Program for PCA and Kernel PCA, taking the fairness into account. With the projected dataset, the authors tackle a classification problem, considering a health dataset, where the disparate impact was used as a fairness measure.

Another very interesting work is [19], where the authors proposed a fairness criteria based on the loss function. As a first step, one independently performs PCA for groups \mathbf{X}_A and \mathbf{X}_B . For each execution of PCA, the reconstruction error for each group is calculated and the loss function indicates how far from these two benchmarks the total reconstruction error (obtained with PCA on all samples) lies. In the optimal scenario, we would obtain a PCA that deviates equally each population from their ideally reconstruction error. The authors have proposed an algorithm that performs this task, obtaining as a solution a set of $r + 1$ dimensions (or $r + k$, if the sensitive attribute can assume $k + 1$ values). This solution achieves the fairness measure and a reconstruction error equal to a r -dimensional PCA.

The work conducted in [20] also presents some applications in the context of Fair Machine Learning. For instance, the authors treat the problem of low-rank decomposition. They propose some algorithms able to consider the fairness requirement and that tighten the number of required extra dimensions proportional to \sqrt{k} .

In the context of multi-objective optimization, fairness in PCA has also been addressed in [13]. The authors proposed a gradient descent algorithm for the Fair PCA projection matrix, where no extra dimension is required to perform the task. Moreover, the concept of non-dominance is based on the gradient direction and, therefore, only consider first order information, which may lead to dominated solutions in more general scenarios, where the cost function may not be convex and it is necessary use more robust algorithms to explore the feature space.

A common point on the works [19, 13] is that they search for a projection matrix $\bar{\mathbf{U}}$ that is different¹ from the one obtained by the classical PCA (represented here by \mathbf{U}). On the other hand, our proposal uses the principal components $\mathbf{u}_1, \mathbf{u}_2, \dots, \mathbf{u}_d$ obtained from the application of PCA on all samples and perform the Fair PCA by choosing the ones (i.e., the columns of $\mathbf{U} = [\mathbf{u}_1, \mathbf{u}_2, \dots, \mathbf{u}_d]$) that lead to a good performance in the fairness sense. This difference is depicted in Figure 1.

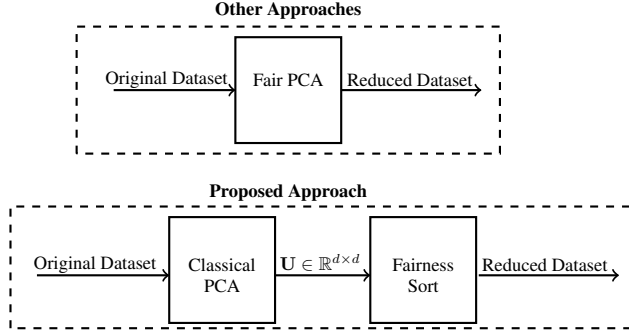


Figure 1: Comparative of the previous approaches and the proposed one.

In other words, aiming at reducing the number of attributes to a r -dimensional space, we combine r principal components of PCA differently from the solution that minimizes the total reconstruction error (which is given by the first r principal components). Therefore, the multi-objective proposed framework acts in the selection of the components that optimizes both reconstruction error and fairness measure simultaneously.

3 Problem formulation

In this section, we define the PCA problem and the fairness measure considered in our experiments. Moreover, we present the multi-objective formulation of a PCA that takes into account a fair representation of the different groups in dimension reduction.

3.1 Principal Component Analysis

Consider a data matrix $\mathbf{X} \in \mathbb{R}^{n \times d}$, with n as the number of d -dimensional samples. Roughly speaking, the aim of Principal Components Analysis [12] is to seek for an orthogonal projection matrix $\mathbf{U} \in \mathbb{R}^{d \times r}$ that reduces the data dimension while minimizing the reconstruction error $\mathcal{R}(\mathbf{U})$, given by

$$\mathcal{R}(\mathbf{U}) = \left\| \mathbf{X} - \mathbf{X}\mathbf{U}\mathbf{U}^T \right\|_F^2, \quad (1)$$

where $\|\cdot\|_F$ is the Frobenius norm [9]. Mathematically, the optimization problem tackled by PCA can be expressed by:

$$\begin{aligned} \min_{\mathbf{U}} \quad & \mathcal{R}(\mathbf{U}) \\ \text{s.t.} \quad & \mathbf{U}^T \mathbf{U} = \mathbf{I}, \end{aligned} \quad (2)$$

where \mathbf{I} is the identity matrix. Therefore, matrix \mathbf{U} maps a point from \mathbb{R}^d to \mathbb{R}^r (\mathbf{U}^T is the inverse mapping, taking a point from \mathbb{R}^r to \mathbb{R}^d). Without loss of generality, let us consider that the first l columns of \mathbf{U} represent the first l principal components.

3.2 Fair principal component analysis and the multi-objective formulation

In Machine Learning, the columns of \mathbf{X} are often referred as to the attributes. Moreover, in social and economical problems, some of the attributes can carry historic biases (the so-called sensitive attributes). Examples are gender, race and education levels. As mentioned in Section 1, [19] discussed the disparate results that one may achieve by using PCA with respect to the reconstruction errors for

¹If $\bar{\mathbf{U}}$ is the same as the one given by PCA, no improvement is achieved in terms of fairness.

groups with different sensitive attribute values. This can raise ethical problems, since a specific group can be harmed in automatic decision systems not aware of data biases.

Aiming at overcoming disparate results in dimension reduction, it is fundamental to take into account a fairness measure when dealing with such a problem. In this paper, the considered fairness measure is directly associated with the reconstruction errors for individual classes. Thus, in order to formulate this criterion, let us consider a binary sensitive attribute such that the samples can be divided as

$$\mathbf{X} = \begin{bmatrix} \mathbf{X}_A \\ \mathbf{X}_B \end{bmatrix} \quad (3)$$

where \mathbf{X}_A and \mathbf{X}_B represent the samples that have the sensitive attribute equal to 0 and 1, respectively. In this case, we can define the proposed fairness measure as follows:

$$\mathcal{F}(\hat{\mathbf{U}}) = \left(\left\| \mathbf{X}_A - \mathbf{X}_A \hat{\mathbf{U}} \hat{\mathbf{U}}^T \right\|_F^2 - \left\| \mathbf{X}_B - \mathbf{X}_B \hat{\mathbf{U}} \hat{\mathbf{U}}^T \right\|_F^2 \right)^2, \quad (4)$$

In short, the idea in (4) is that the fairness measure evaluates the disparity between the reconstruction errors for classes \mathbf{X}_A and \mathbf{X}_B . Ideally, in the fairest projection, matrix $\hat{\mathbf{U}}$ is the one leading to $\mathcal{F}(\hat{\mathbf{U}}) = 0$.

In this paper, we consider that both total reconstruction error and fairness measure are equally important in the dimension reduction problem. Therefore, both objectives should be considered in the optimization problem in order to find the projection matrix. In a scenario in which Equations (1) and (4) are simultaneously optimized (without combining them into a single cost-function), the optimization problem is typically modeled as a multi-objective one [17]. Formally, it is expressed by

$$\min_{\mathbf{U}^*} [\mathcal{R}(\mathbf{U}^*), \mathcal{F}(\mathbf{U}^*)], \quad (5)$$

where $\mathbf{U}^* = [\mathbf{u}_{(1)}^*, \mathbf{u}_{(2)}^*, \dots, \mathbf{u}_{(r)}^*]$ is the adjusted projection matrix whose columns are composed by the principal components extracted from \mathbf{U} . It is important to recall that $\mathbf{u}_{(1)}^*, \mathbf{u}_{(2)}^*, \dots, \mathbf{u}_{(r)}^*$ are not, necessarily, the first r columns of \mathbf{U} . For example, if the columns 1, 3 and 6 of \mathbf{U} are a solution of (5), $[\mathbf{u}_{(1)}^*, \mathbf{u}_{(2)}^*, \mathbf{u}_{(3)}^*] = [\mathbf{u}_1, \mathbf{u}_3, \mathbf{u}_6]$. Moreover, one does not need to include an orthogonality constraint on \mathbf{U}^* , since the selected columns already ensure this property. In the next section, we will detail the multi-objective framework, alongside with the dominance concept, which characterizes its optimal solutions.

4 Multi-objective optimization

As mentioned in the last section, this paper proposes to deal with a Fair PCA framework by means of a multi-objective optimization. In this scenario, instead of taking into account either the reconstruction error or the fairness measure individually (or a combination of them in a single scalar cost), one optimizes both cost functions simultaneously.

In mono-objective optimization, the notion of optimality is quite simple. One only needs to compare the cost-function values obtained by the feasible solutions and select the one that minimizes (or maximizes) it. However, in a multi-objective optimization, this notion must be extended to a vector-valued cost-function. Therefore, in our case, the optimal solution should be the one that leads to minimum values of $\mathcal{J} = [\mathcal{R}(\mathbf{U}^*), \mathcal{F}(\mathbf{U}^*)]$.

Very often multi-objective optimization problems involve conflicting cost-functions. As a consequence, one rarely finds a single solution that optimizes all objectives simultaneously. In the addressed dimension reduction problem, we suppose that there are conflicts between the adopted cost-functions. A solution that minimizes the reconstruction error may not be the fairest one. On the other hand, a solution that optimizes the fairness measure may lead to a higher value of reconstruction error. However, although we are dealing with this compromise, we may have a set of solutions that achieve good performances on both of them. Therefore, in order to determine this set, called non-dominated set, the characterization of an optimal solution is based on the concept of dominance [5, 17], defined as follows:

Definition 1 (Dominance): Consider two feasible solutions $\tilde{\mathbf{U}}$ and $\tilde{\mathbf{U}}'$. We say that $\tilde{\mathbf{U}}$ dominates $\tilde{\mathbf{U}}'$ if $\tilde{\mathbf{U}}$ is as good as $\tilde{\mathbf{U}}'$ in all objectives and $\tilde{\mathbf{U}}$ is strictly better than $\tilde{\mathbf{U}}'$ in at least one objective.

Based on this concept, we say that a solution is non-dominated if none of the objectives (reconstruction error and fairness measure, in our case) can be improved without degrading some of the others. Mathematically, it is defined as follows:²

Definition 2 (Non-dominated solution): A solution $\tilde{\mathbf{U}}$ is a non-dominated solution if there is no other solution $\tilde{\mathbf{U}}'$ such that (i) both $\mathcal{R}(\tilde{\mathbf{U}}') \leq \mathcal{R}(\tilde{\mathbf{U}})$ and $\mathcal{F}(\tilde{\mathbf{U}}') \leq \mathcal{F}(\tilde{\mathbf{U}})$ and (ii) either $\mathcal{R}(\tilde{\mathbf{U}}') < \mathcal{R}(\tilde{\mathbf{U}})$ or $\mathcal{F}(\tilde{\mathbf{U}}') < \mathcal{F}(\tilde{\mathbf{U}})$.

It is worth mentioning that the set of all non-dominated solutions composes the Pareto front [5, 17].

4.1 SPEA2 algorithm

Several existing methods deal with multi-objective optimization problems. For example, we have the classical ones, such as the weighted sum [17], and the techniques based on evolutionary computation [5]. In the MOFPCA formulation expressed in (5), we tackle a multi-objective combinatorial optimization problem. For such a problem, as mentioned in [8], a method that can be used is the Strength Pareto Evolutionary Algorithm (SPEA) [25]. After some years of its development, an improved version was proposed, called SPEA2 [24]. Given that SPEA2 is able to deal with the addressed MOFPCA problem with a quite simple implementation, we adopt this technique in our experiments.

SPEA2 is a multi-objective iterative technique based on evolutionary computation. When adopting such a technique, we generally use some specific concepts, as described in the sequel. We also highlight the particularities of each one in the addressed MOFPCA problem.

- **Individual:** an individual \mathbf{q} leads to a possible solution for the multi-objective problem. In our proposal, since we search for projection matrix \mathbf{U}^* whose columns are composed by r principal components extracted from the classical PCA (from a total of d), an individual comprises a combination of r coefficient indices. For example, for a projection from $d = 10$ to $r = 4$ -dimensional space, an individual could be $\mathbf{q} = [1, 4, 8, 9]$, which leads to a projection matrix $\tilde{\mathbf{U}} = [\mathbf{u}_1, \mathbf{u}_4, \mathbf{u}_8, \mathbf{u}_9]$.
- **Population:** the population \mathbf{P} is composed by a set of individuals. The size of population, represented by \bar{P} is predefined before the algorithm starts. Moreover, in order to define the initial population, we randomly generated the individuals. In this procedure, we also ensured that they are different. Therefore, we can cover a large region of the feasible space.
- **External set:** another element used in SPEA2 is the external set, represented by \mathbf{E} . In the beginning of the algorithm, the external set is empty. However, after each generation (or iteration) g , it is updated with the non-dominated solutions found so far. Similarly as in the population, we also predefine the external set size \bar{E} .
- **Fitness:** based on both $\mathcal{R}(\tilde{\mathbf{U}})$ and $\mathcal{F}(\tilde{\mathbf{U}})$, the fitness value indicates how good (or bad) is the performance of an individual \mathbf{q} in terms of dominance. Therefore, based on this measure, we can rank the individuals and select the best ones after each generation. For more details about how we calculate the fitness measure, see [24].
- **Crossover and mutation:** both crossover and mutation are evolutionary operators used to generate new individuals. The crossover consists in generating a new individual \mathbf{q} , which will be used in generation $g + 1$, by randomly taking parts of two different individuals of generation g . In mutation, we create a new individual used in generation $g + 1$ by randomly modifying a part (some indices, in our case) of an individual of generation g . An import aspect in the addressed problem associated with both operators is that we must ensure the feasibility of the new created individuals. In this case, when applying both operators, we must verify that there is no repetition in the indices that compose each individual.

With the aforementioned concepts been clarified, the steps of SPEA2 are presented in Algorithm 1 (for more details of each step, see [24]). As inputs, we predefine the initial population \mathbf{P} , the (initially) empty external set \mathbf{E} , the population size \bar{P} , the external set size \bar{E} , the maximum number of iterations G and the crossover rate α . In the first step, we calculate the fitness values for all

²Definition 2 assumes that all objectives should be minimized, which is the scenario addressed in this paper.

individuals in both population and external set. These values are used in step 2 in order to select the best individuals found so far and update the external set. At this point, if we achieve the maximum number of iterations, we set \mathbf{E} as the non-dominated solutions and stop the algorithm. Otherwise, we move to the mating selection step (step 3). In this step, we perform a binary tournament selection on the external set in order to define the set of individuals that will be submitted to the evolutionary operators in the variation step (step 5). It is worth mentioning that, in step 5, $\alpha\%$ of the new population \mathbf{P} is obtained through crossover and the other $(1 - \alpha)\%$ through mutation. The variation step ends by setting $g = g + 1$ and the algorithm return to step 1.

Algorithm 1 SPEA2

Input: \mathbf{P} , \mathbf{E} , \bar{P} , \bar{E} , G and α .
Output: External set \mathbf{E} .
Set $g = 1$.
while $g \leq G$ **do**
 Step 1: Fitness assignment. For each individual in \mathbf{P} and \mathbf{E} , calculate the fitness measure.
 Step 2: Selection. Based on the fitness values, select the best \bar{E} individuals and update \mathbf{E} .
 if $g = G$ **then**
 Step 3: Termination. Define the external set \mathbf{E} as the non-dominated set and stop the algorithm.
 end if
 Step 4: Mating selection. Select \bar{P} individuals for the next step through a binary tournament selection in \mathbf{E} .
 Step 5: Variation. Apply crossover and mutation on the individuals selected on the previous step and generate the new population \mathbf{P} . Set $g = g + 1$.
end while

When SPEA2 finishes, we achieve a set of non-dominated solutions. In terms of Pareto optimality, they are equally optimal. Therefore, one cannot say that a specific non-dominated solution is better than other one by taking into account the considered reconstruction error and fairness measure. In other words, we are not able to select the optimal one that solves our MOFPCA problem. However, an interesting aspect of the multi-objective approach is that we can visualize the compromise between the non-dominated solutions. For instance, we can see how much we are willing to lose in the reconstruction error in order to improve fairness.

4.2 On the selection of a non-dominated solution

Although all solutions in the non-dominated set are equally optimal, it would be interesting to select a single one to compare with the classical PCA. In that respect, given the non-dominated set, we selected the one that minimizes the sum of the achieved reconstruction error and fairness measure weighted by factors associated with the scales of each cost-function. Mathematically, the selected solution \mathbf{U}^* is obtained by

$$\begin{aligned} \min_{\mathbf{U}^*} \quad & \lambda \mathcal{R}(\mathbf{U}^*) + (1 - \lambda) \mathcal{F}(\mathbf{U}^*) \\ \text{s.t.} \quad & \mathbf{U}^* \in \Omega, \end{aligned} \tag{6}$$

where λ is the weighting factor and Ω is the set of projection matrices associated with the non-dominated solutions in \mathbf{E} . The idea here is to assume that both cost-functions are equally important and, therefore, λ will only compensate the difference between the scales of the reconstruction error and the fairness measure. For this purpose, we define λ as

$$\lambda = \frac{M_{FM}}{M_{RE} + M_{FM}}, \tag{7}$$

where M_{RE} is the reconstruction error achieved by projecting the dataset in the first principal component and M_{FM} is the minimum fairness measure that we can obtain by projecting the data into a 1-dimensional space. One may remark that the weight associated with $\mathcal{F}(\mathbf{U}^*)$ is $1 - \lambda = 1 - M_{FM} / (M_{RE} + M_{FM}) = M_{RE} / (M_{RE} + M_{FM})$.

5 Numerical experiments

In order to verify the application of the proposed multi-objective-based approach for a fair PCA problem, we consider the Default Credit dataset [22]. It comprises $m = 23$ attributes and $n = 30,000$

samples. Among the attributes, we adopt the education level as the sensitive one. Therefore, we have $n_1 = 5,385$ and $n_2 = 24,615$ samples associated with a lower (high school and others) and a higher (graduate school and university) education levels, respectively. It is worth mentioning that some related works [19, 13], mentioned in Section 2, also used this dataset in their experiments.

Figure 2 presents the obtained reconstruction error and fairness measure for different numbers of dimensions³. We compare the results provided by PCA, i.e., by taking the coefficients that minimizes the total reconstruction error of the projected data, and by MOFPCA. One may note in Figure 2a that our proposal led to reconstruction errors very close to the one obtained by PCA, which are the benchmark for this cost function. However, in terms of the fairness measure, Figure 2b indicates a relevant difference between the considered approaches. For instance, MOFPCA led to fairness measures much lower in comparison with the ones obtained through PCA.

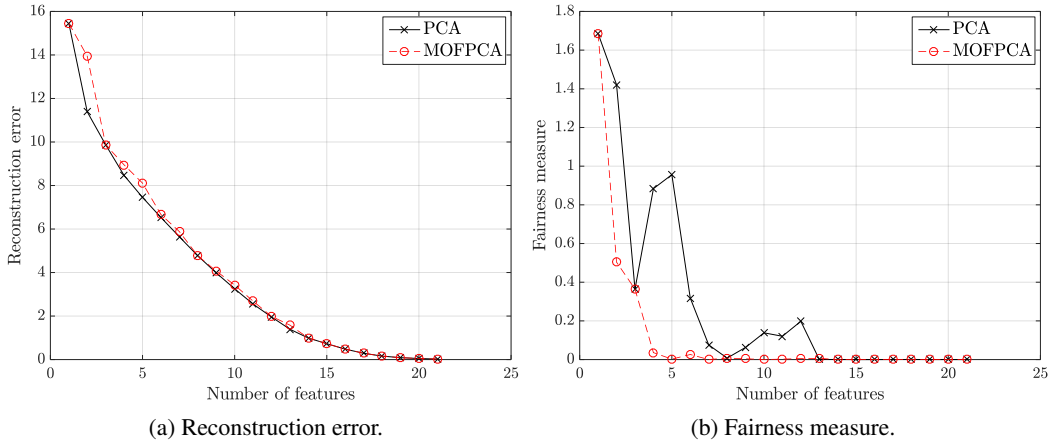


Figure 2: Results for both cost functions and different numbers of features.

The difference between the reconstruction errors for each class can be visualized in Figure 3. The results in Figure 3b attested that this difference, when applying our proposal, tends to zero for all dimension reduction with at least $r = 4$. On the other hand, the reconstruction errors of both lower and higher education levels are very similar only for $r \geq 4$.

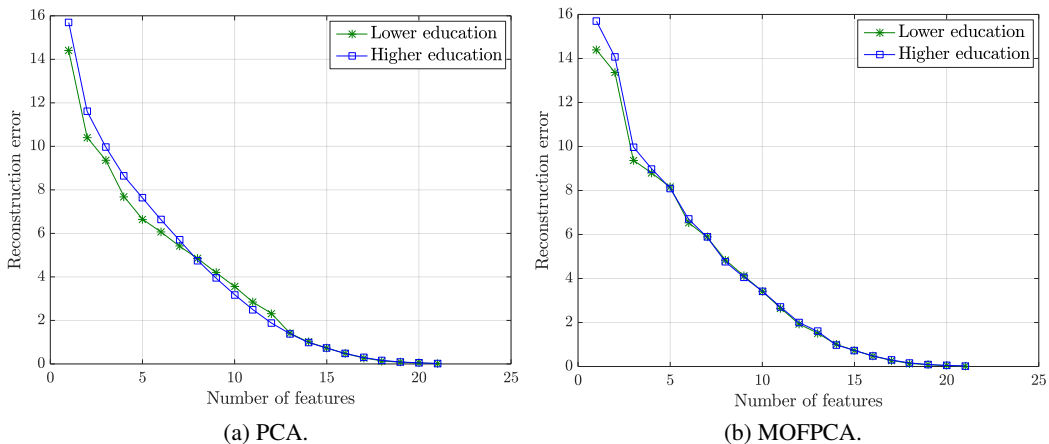


Figure 3: Reconstruction errors for lower and higher education levels.

³The SPEA2 parameters were experimentally defined by $G = 100$, $\alpha = 50$, $\bar{P} = \min\left(100, \text{round}\left(\frac{1}{2} \frac{d!}{r!(d-r)!}\right)\right)$ and $\bar{E} = \text{round}(\bar{P}/2)$, where $\text{round}(\cdot)$ returns the closest integer. All codes are available at <https://github.com/GuilhermePelegrina/mofpca>.

Table 1: Principal components obtained with PCA and MOFPCA used in the projection.

Dimension	$r = 1$	$r = 5$	$r = 10$	$r = 13$
PCA	\mathbf{v}_1	$\mathbf{v}_1, \dots, \mathbf{v}_5$	$\mathbf{v}_1, \dots, \mathbf{v}_{10}$	$\mathbf{v}_1, \dots, \mathbf{v}_{13}$
MOFPCA	\mathbf{v}_1	$\mathbf{v}_1, \dots, \mathbf{v}_3, \mathbf{v}_7, \mathbf{v}_8$	$\mathbf{v}_1, \dots, \mathbf{v}_7, \mathbf{v}_9, \dots, \mathbf{v}_{11}$	$\mathbf{v}_1, \dots, \mathbf{v}_{11}, \mathbf{v}_{13}, \mathbf{v}_{14}$

The aforementioned results can be explained by the presence of non-dominated solutions that have a good performance on both objectives. For instance, consider the non-dominated solutions presented in Figure 4. This is the case when we project the data into $r = 10$ dimensions. One may note that some compromising solutions, which includes the selected one for this dimension reduction, achieved small values for both reconstruction error and fairness measure. Although the selected solution does not minimize the reconstruction error, the loss in this cost function is compensated by the gain in the fairness measure.

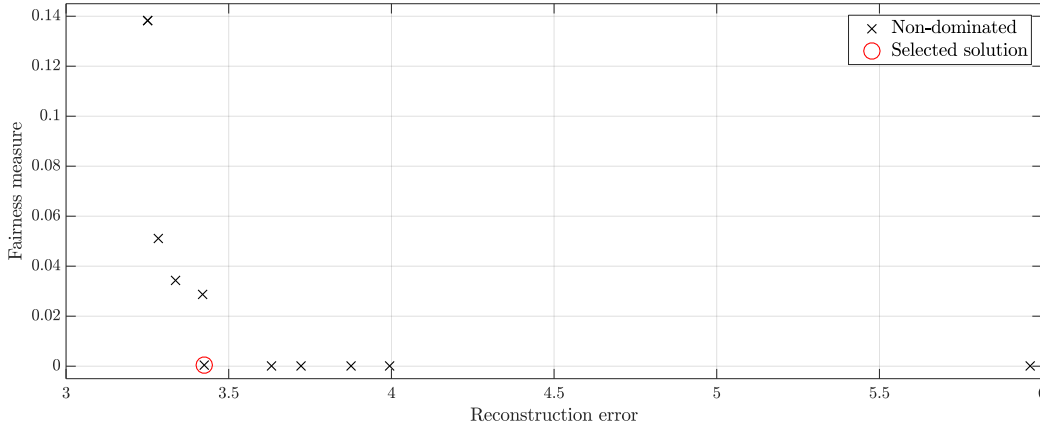


Figure 4: Non-dominated solutions for 10 features.

Table 1 presents a comparison between the classical PCA and the proposed MOFPCA for some projected dimensions. We can note that a simple changing in the components used in the projected dimension increases fairness. For instance, with respect to the matrix associated with the selected solution presented in Figure 4, it is composed by the columns $\mathbf{v}_1, \dots, \mathbf{v}_7, \mathbf{v}_9, \dots, \mathbf{v}_{11}$ of V . Therefore, by changing the 8-th column of V by the 11-th one, we could improve the fairness in this dimension reduction problem.

6 Final remarks

In this work, we proposed a multi-objective framework for the Fair Principal Component Analysis. Our approach consists in a different sort of the components given by the classical PCA, which gives an approach with low computational costs and easily to deploy in already running systems. Furthermore, the set of non dominated solutions provides a suitable portfolio of choices to the stakeholders and decision makers, presenting, clearly, the trade-off between the objectives.

Finally, all the analysis presented here can be easily extended to the case of multivalued attributes and also consider other objectives for the system deploy, such as financial aspects and development time. For future works, we intend to apply our proposal to other datasets, specially the ones that have a large number of attributes and/or more than two groups in the sensitive attribute. Moreover, we would like to explore non-linear projections, such as autoencoders. Since our proposal is applied on a pre-processing step, another future goal is to verify the MOFPCA impact on the classification.

Broader Impact

The broader impact of this work can be summarized as follows:

- Since our proposal for a Fair PCA comprises to choose the principal components in an order different from the classical one (which minimizes the reconstruction error), its implementation is computationally simple. One only needs to perform the Machine Learning step that uses the classical PCA and, thereafter, select the components that increase fairness. It is simply a general additional bloc added to the machine learning pipeline.
- The application of the considered multi-objective approach, based on SPEA2, provides a set of non-dominated solutions. Although one is not able to select the best one, since they are equally optimal in the sense of Pareto optimality, one may clearly see the trade-off between the two criteria. This is very useful in practice, since it allows a clear dialogue between the stakeholders involved in the decision problem about the considered machine learning method. Therefore, we may say that the proposed method provides suitable choices for the decision makers.

References

- [1] Barocas, S., Selbst, A.D.: Big data's disparate impact. *California Law Review* **104**, 671–732 (2016)
- [2] Bishop, C.M.: *Pattern recognition and machine learning*. Springer, New York (2006)
- [3] Camastra, F., Vinciarelli, A.: *Machine learning for audio, image and video analysis: Theory and applications*. Springer, London, 2 edn. (2015)
- [4] Chouldechova, A.: Fair prediction with disparate impact: A study of bias in recidivism prediction instruments. *Big Data* **5**(2), 153–163 (2017)
- [5] Deb, K.: *Multi-objective optimization using evolutionary algorithms*. John Wiley & Sons, Chichester, UK (2001)
- [6] Duda, R.O., Hart, P.E., Stork, D.G.: *Pattern classification*. Wiley, 2 edn. (2000)
- [7] Dwork, C., Hardt, M., Pitassi, T., Reingold, O., Zemel, R.: Fairness through awareness. In: *3rd Innovations in Theoretical Computer Science Conference (ITCS 2012)*. pp. 214–226. Cambridge, MA, USA (2012)
- [8] Ehrgott, M., Gandibleux, X.: Multiple objective combinatorial optimization - A tutorial. In: *Multi-Objective Programming and Goal Programming. Advances in Soft Computing*, vol. 21, pp. 3–18. Springer, Berlin, Heidelberg (2003)
- [9] Golub, G.H., Van Loan, C.F.: *Matrix computations*. Johns Hopkins University Press, Baltimore, Maryland, 4 edn. (2013)
- [10] Goodfellow, I., Bengio, Y., Courville, A.: *Deep learning*. MIT Press (2016)
- [11] Hardt, M., Price, E., Srebro, N.: Equality of opportunity in supervised learning. In: *Advances in Neural Information Processing Systems 29 (NIPS 2016)*. pp. 3315–3323. Barcelona, Spain (2016)
- [12] Jolliffe, I.T.: *Principal component analysis*. Springer-Verlag, New York, 2 edn. (2002)
- [13] Kamani, M.M., Haddadpour, F., Forsati, R., Mahdavi, M.: Efficient fair principal component analysis. ArXiv ID: 1911.04931v2 (2019), <http://arxiv.org/abs/1911.04931v2>
- [14] Kearns, M., Neel, S., Roth, A., Wu, Z.S.: Preventing fairness gerrymandering: Auditing and learning for subgroup fairness. In: *35th International Conference on Machine Learning (ICML 2018)*. vol. 6, pp. 4008–4016. Stockholm, Sweden (2018)
- [15] Little, M.A.: *Machine learning for signal processing - Data science, algorithms, and computational statistics*. Oxford University Press, New York (2019)
- [16] Lohia, P.K., Ramamurthy, K.N., Bhide, M., Saha, D., Varshney, K.R., Puri, R., Road, O.R., B, E.M., Villages, N.: Bias mitigation post-processing for individual and group fairness. In: *IEEE (ed.) IEEE International Conference on Acoustics, Speech and Signal Processing (ICASSP 2019)*. pp. 2847–2851 (2019)
- [17] Miettinen, K.M.: *Nonlinear multiobjective optimization*. International Series in Operations Research and Management Science 12, Kluwer Academic Publishers, Norwell, MA, USA (1999)

- [18] Olfat, M., Aswani, A.: Convex formulations for fair principal component analysis. In: Proceedings of the AAAI Conference on Artificial Intelligence. vol. 33, pp. 663–670 (2019)
- [19] Samadi, S., Tantipongpipat, U., Morgenstern, J., Singh, M., Vempala, S.: The price of fair PCA: One extra dimension. *Advances in Neural Information Processing Systems* pp. 10976–10987 (2018)
- [20] Tantipongpipat, U., Samadi, S., Singh, M., Morgenstern, J., Vempala, S.: Multi-criteria dimensionality reduction with applications to fairness. In: *Advances in Neural Information Processing Systems 32 (NIPS 2019)*. pp. 15161–15171. Vancouver, Canada (2019)
- [21] Wang, H., Ustun, B., Calmon, F.P.: Avoiding disparate impact with counterfactual distributions. In: *NeurIPS Workshop on Ethical, Social and Governance Issues in AI*. Montréal, Canada (2018)
- [22] Yeh, I.C., Lien, C.H.: The comparisons of data mining techniques for the predictive accuracy of probability of default of credit card clients. *Expert Systems with Applications* **36**, 2473–2480 (2009)
- [23] Zafar, B.M., Valera, I., Gomez-Rodriguez, M., Gummadi, K.P.: Fairness constraints: A flexible approach for fair classification. *Journal of Machine Learning Research* **20**, 1–42 (2019)
- [24] Zitzler, E., Laumanns, M., Thiele, L.: SPEA2: Improving the strength Pareto evolutionary algorithm. Tech. rep., Computer Engineering and Communication Networks Lab (TIK), Swiss Federal Institute of Technology (ETH), Zurich (2001)
- [25] Zitzler, E., Thiele, L.: An evolutionary algorithm for multiobjective optimization: the strength Pareto approach. Tech. Rep. 43, Computer Engineering and Communication Networks Lab (TIK), Swiss Federal Institute of Technology (ETH), Zurich (1998)