

On the Optimal Weighted ℓ_2 Regularization in Overparameterized Linear Regression

*Denny Wu¹ and Ji Xu²

¹University of Toronto and Vector Institute.

²Columbia University.

November 11, 2021

Abstract

We consider the linear model $\mathbf{y} = \mathbf{X}\boldsymbol{\beta}_\star + \boldsymbol{\epsilon}$ with $\mathbf{X} \in \mathbb{R}^{n \times p}$ in the overparameterized regime $p > n$. We estimate $\boldsymbol{\beta}_\star$ via generalized (weighted) ridge regression: $\hat{\boldsymbol{\beta}}_\lambda = (\mathbf{X}^\top \mathbf{X} + \lambda \boldsymbol{\Sigma}_w)^\dagger \mathbf{X}^\top \mathbf{y}$, where $\boldsymbol{\Sigma}_w$ is the weighting matrix. Assuming a random effects model with general data covariance $\boldsymbol{\Sigma}_x$ and anisotropic prior on the true coefficients $\boldsymbol{\beta}_\star$, i.e., $\mathbb{E}\boldsymbol{\beta}_\star \boldsymbol{\beta}_\star^\top = \boldsymbol{\Sigma}_\beta$, we provide an exact characterization of the prediction risk $\mathbb{E}(\mathbf{y} - \mathbf{x}^\top \hat{\boldsymbol{\beta}}_\lambda)^2$ in the proportional asymptotic limit $p/n \rightarrow \gamma \in (1, \infty)$. Our general setup leads to a number of interesting findings. We outline precise conditions that decide the sign of the optimal setting λ_{opt} for the ridge parameter λ and confirm the implicit ℓ_2 regularization effect of overparameterization, which theoretically justifies the surprising empirical observation that λ_{opt} can be negative in the overparameterized regime. We also characterize the double descent phenomenon for principal component regression (PCR) when \mathbf{X} and $\boldsymbol{\beta}_\star$ are non-isotropic. Finally, we determine the optimal $\boldsymbol{\Sigma}_w$ for both the ridgeless ($\lambda \rightarrow 0$) and optimally regularized ($\lambda = \lambda_{\text{opt}}$) case, and demonstrate the advantage of the weighted objective over standard ridge regression and PCR.

1 Introduction

In this work we consider learning the target signal $\boldsymbol{\beta}_\star$ in the following linear regression model:

$$y_i = \mathbf{x}_i^\top \boldsymbol{\beta}_\star + \epsilon_i, \quad i = 1, 2, \dots, n$$

where each feature vector $\mathbf{x}_i \in \mathbb{R}^p$ and noise $\epsilon_i \in \mathbb{R}$ are drawn i.i.d. from the two independent random variables $\tilde{\mathbf{x}}$ and $\tilde{\epsilon}$ satisfying $\mathbb{E}\tilde{\epsilon} = 0$, $\mathbb{E}\tilde{\epsilon}^2 = \tilde{\sigma}^2$, $\tilde{\mathbf{x}} = \boldsymbol{\Sigma}_x^{1/2} \mathbf{z} / \sqrt{n}$, and the components of \mathbf{z} are i.i.d. random variables with zero mean, unit variance, and bounded 12th absolute central moment. To estimate $\boldsymbol{\beta}_\star$ from (\mathbf{x}_i, y_i) , we consider the following generalized ridge regression estimator:

$$\hat{\boldsymbol{\beta}}_\lambda = (\mathbf{X}^\top \mathbf{X} + \lambda \boldsymbol{\Sigma}_w)^\dagger \mathbf{X}^\top \mathbf{y}, \quad (1.1)$$

in which $\mathbf{X} \in \mathbb{R}^{n \times p}$ is the feature matrix, \mathbf{y} is vector of the observations, $\boldsymbol{\Sigma}_w$ is a positive definite weighting matrix, and the symbol † denotes the Moore-Penrose pseudo-inverse. When $\lambda \geq 0$, $\hat{\boldsymbol{\beta}}_\lambda$ minimizes the squared loss plus a weighted ℓ_2 regularization: $\min_{\boldsymbol{\beta}} \sum_{i=1}^n (y_i - \mathbf{x}_i^\top \boldsymbol{\beta})^2 + \lambda \boldsymbol{\beta}^\top \boldsymbol{\Sigma}_w \boldsymbol{\beta}$. Note that $\boldsymbol{\Sigma}_w = \mathbf{I}_d$ reduces the objective to standard ridge regression.

While the standard ridge regression estimator is relatively well-understood in the data-abundant regime ($n > p$), several interesting properties have been recently discovered in high dimensions, especially when $p > n$. For instance, the double descent phenomenon suggests that overparameterization may not result in overfitting due to the *implicit regularization* of the least squares estimator [HMRT19, BLLT19]. This

*Equal contribution; alphabetical ordering. Email: dennywu@cs.toronto.edu, jixu@cs.columbia.edu.

implicit regularization also relates to the surprising empirical finding that the optimal ridge parameter λ can be negative in the overparameterized regime [KLS19].

Motivated by the observations above, we characterize the estimator $\hat{\beta}_\lambda$ in the proportional asymptotic limit: $p/n \rightarrow \gamma \in (1, \infty)$ ¹ as $n, p \rightarrow \infty$. We consider a random effects model by placing the following prior on the true coefficients (independent of $\tilde{\mathbf{x}}$ and $\tilde{\epsilon}$): $\mathbb{E}\beta_\star\beta_\star^\top = \Sigma_\beta$. Our goal is to study the prediction risk of $\hat{\beta}_\lambda$: $\mathbb{E}_{\tilde{\mathbf{x}}, \tilde{\epsilon}, \beta_\star} (\tilde{y} - \tilde{\mathbf{x}}^\top \hat{\beta}_\lambda)^2$, where $\tilde{y} = \tilde{\mathbf{x}}^\top \beta_\star + \tilde{\epsilon}^2$. Compared to previous high-dimensional analysis of ridge regression [DW18], our setup is generalized in two important aspects:

Anisotropic Σ_x and Σ_β . Our analysis deals with general anisotropic prior Σ_β and data covariance Σ_x , in contrast to previous works which assume either isotropic features or signal (e.g., [DW18, HMRT19, XH19]). Note that the isotropic assumption on the signal or features implies that each component is roughly of the same magnitude, which may not hold true in practice. For instance, it has been theoretically shown that the optimal ridge penalty is always non-negative when either the signal Σ_β [DW18, Theorem 2.1] or the features Σ_x [HMRT19, Theorem 5] is isotropic. On the other hand, empirical results demonstrated that in the overparameterized regime, the optimal ridge for real-world data can be negative [KLS19]. While this observation cannot be captured by previous works, our less restrictive assumptions lead to a concise description of when this phenomenon occurs.

Weighted ℓ_2 Regularization. We consider generalized ridge regression instead of simple isotropic shrinkage. While the generalized formulation has also been studied (e.g., [HK70, Cas80]), to the best of our knowledge, no existing work computes the exact risk in the overparameterized proportional asymptotic regime and characterizes the corresponding optimal Σ_w . Our setting is also inspired by recent observations in deep learning that weighted ℓ_2 regularization often achieves better generalization compare to isotropic weight decay [LH17, ZWXG18]³. Our theoretical analysis illustrates the benefit of weighted ℓ_2 regularization.

Under the general setup (1.1), the contributions of this work can be summarized as:

- **Exact Asymptotic Risk.** in Section 4 we derive the prediction risk $R(\lambda)$ of our estimator (1.1) in its bias-variance decomposition (see Figure 2). We also characterize the risk of principal component regression (PCR) and confirm the double descent phenomenon under more general setting than [XH19].
- **“Negative Ridge” Phenomenon.** in Section 5, we analyze the optimal regularization strength λ_{opt} under different Σ_w , and provide precise conditions under which the optimal λ_{opt} is negative in the overparameterized regime. In brief, we show that λ_{opt} is negative when SNR is large and the large directions of Σ_x and Σ_β are aligned (see Figure 3), and vice versa. On the other hand, we also show that the optimal ℓ_2 regularization is always non-negative in the underparameterized regime ($p < n$); this thus implies that overparameterization has an implicit ℓ_2 regularization effect.
- **Optimal Weighting Matrix Σ_w .** in Section 6, we decide the optimal Σ_w for both the optimally regularized ridge estimator ($\lambda = \lambda_{\text{opt}}$) and the ridgeless limit ($\lambda \rightarrow 0$). In the ridgeless limit, based on the bias-variance decomposition, we show that in certain cases the optimal Σ_w should interpolate between Σ_x , which minimizes the variance, and Σ_β^{-1} , which minimizes the bias (for more general setting see Theorem 7). Whereas for the optimal ridge regression, in many settings the optimal Σ_w is simply Σ_β^{-1} (see Figure 4), which is independent of the eigenvalues of Σ_x and the SNR (Theorem 9 also presents more general cases). We demonstrate the advantage of weighted ℓ_2 regularization over standard ridge regression and PCR, and also propose a heuristic choice of Σ_w when information of the signal β_\star is not present.

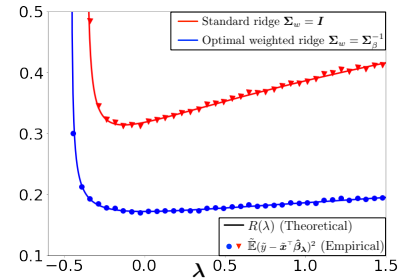


Figure 1: illustration of the “negative ridge” phenomenon and the advantage of weighted ℓ_2 regularization under “aligned” Σ_x and Σ_β . We set $\gamma = 2$ and $\tilde{\sigma}^2 = 0$. Red: standard ridge regression ($\Sigma_w = \mathbf{I}$); note that the lowest prediction risk is achieved when $\lambda < 0$. Blue: optimally weighted ridge regression ($\Sigma_w = \Sigma_\beta^{-1}$), which achieves lower risk compare to the standard isotropic shrinkage.

¹Some of our results also apply to the underparameterized regime ($\gamma < 1$), as we explicitly highlight in the sequel.

²When β_\star is deterministic, $\mathbb{E}_{\tilde{\mathbf{x}}, \tilde{\epsilon}, \beta_\star} (\tilde{y} - \tilde{\mathbf{x}}^\top \hat{\beta}_\lambda)^2$ reduces to the prediction risk for one fixed β_\star .

³Note that decoupled weight decay can be represented in our objective by absorbing the preconditioning matrix into Σ_w .

Notations: We denote $\tilde{\mathbb{E}}$ as taking expectation over $\beta_*, \tilde{x}, \tilde{\epsilon}$. Let $\mathbf{d}_x, \mathbf{d}_\beta, \mathbf{d}_w$ be the vectors of the eigenvalues of Σ_x, Σ_β and Σ_w respectively. We use \mathbb{I}_S as the indicator function of set S . We write $\xi = \frac{\mathbb{E}(\tilde{\mathbf{x}}^\top \beta_*)^2}{\gamma \tilde{\sigma}^2}$ as the signal-to-noise ratio (SNR) of the problem.

2 Related Works

Asymptotics of Ridge Regression. The prediction risk of standard ridge regression ($\Sigma_w = \mathbf{I}_d$) in the proportional asymptotics has been widely studied. When the data is isotropic, precise characterization can be obtained from random matrix theory [Kar13, Dic16, HMRT19], approximate message passing algorithm [DM16], or the convex Gaussian min-max theorem [TAH18]. Under general data covariance, closely related to our work is [DW18], which considered a random effects model with a more restrictive isotropic prior on the target coefficients ($\Sigma_\beta = \mathbf{I}_d$). Our risk characterization is built upon the general random matrix result of [RM11, LP11]. Similar tools have been applied in the analysis of sketching [DL19] and the connection between ridge regression and early stopping [AKT19, Lol20].

Weighted Regularization. The weighted formulation (1.1) was first introduced in [HK70], and many choices of weighting matrix have been proposed [Str78, Cas80, MS05, MS18]; yet since these estimators are usually derived in the $n > p$ setup, their effectiveness in the high-dimensional and overparameterized regime is largely unknown. Generalized ridge estimators often connect to the James-Stein estimator [Ste56, JS92], for which weighted shrinkage has also been examined [EM73, EM75]. In the context of deep learning, it has been experimentally observed that decoupled weight decay often leads to better generalization [LH17]. This objective can be heuristically interpreted as ℓ_2 regularization weighted by the preconditioning matrix $\|\cdot\|_P^2$ [ZWXG18, Sec. 3], which relates to the Fisher-Rao norm [LPRS17], a measures of model complexity. In addition, weighted ℓ_2 regularizer corresponds to anisotropic Gaussian prior on the parameters, which enjoyed empirical success in neural networks [LW17, ZTSG19]. Last but not least, beyond the ℓ_2 penalty, weighted regularization is also effective in LASSO regression [Zou06, CWB08, BVDBS⁺15].

Benefit of Overparameterization. Our overparameterized setting ($\gamma > 1$) is partially motivated by the double descent phenomenon [KH92, BHMM18], which can be theoretically explained in linear regression [HMRT19, XH19, BLLT19], random features regression [MM19, dRBK20], and max-margin classification [MRSY19, DKT19], although translation to neural networks can be more nuanced [BES⁺20]. In particular for least squares regression, it has been shown in special cases that overparameterization induces an implicit ℓ_2 regularization [KLS19, DLM19], which partially explains the absence of overfitting. This observation also leads to the speculation that the optimal ridge regularizer in the overparameterized regime could be negative, to partially cancel the implicit regularization. This “negative ridge” phenomenon has been heuristically argued in [KLS19], and in this work we provide a rigorous characterization.

3 Setup and Assumptions

In addition to the prediction risk of the weighted ridge estimator $\hat{\beta}_\lambda = (\mathbf{X}^\top \mathbf{X} + \lambda \Sigma_w)^\dagger \mathbf{X}^\top \mathbf{y}$, the setup of which we outlined in Section 1, we also analyze the principal component regression (PCR) estimator: for $\theta \in [0, 1]$, the PCR estimator is given as $\hat{\beta}_\theta = (\mathbf{X}_\theta^\top \mathbf{X}_\theta)^\dagger \mathbf{X}_\theta^\top \mathbf{y}$, where $\mathbf{X}_\theta = \mathbf{X} \mathbf{U}_\theta$ and the columns of $\mathbf{U}_\theta \in \mathbb{R}^{p \times \theta p}$ are the leading θp eigenvectors of Σ_x .

Under the setting on $(\tilde{\mathbf{x}}, \beta_*, \tilde{\epsilon})$ described in Section 1, the prediction risk of the generalized ridge estimator (1.1) can be simplified as

$$\begin{aligned} \tilde{\mathbb{E}} \left(\tilde{y} - \tilde{x} \hat{\beta}_\lambda \right)^2 &= \underbrace{\tilde{\sigma}^2 \left(1 + \frac{1}{n} \text{tr} \left(\Sigma_{x/w} \left(\mathbf{X}_{/w}^\top \mathbf{X}_{/w} + \lambda \mathbf{I} \right)^{-1} - \lambda \Sigma_{x/w} \left(\mathbf{X}_{/w}^\top \mathbf{X}_{/w} + \lambda \mathbf{I} \right)^{-2} \right) \right)}_{\text{Part 1, Variance}} \\ &\quad + \underbrace{\frac{\lambda^2}{n} \text{tr} \left(\Sigma_{x/w} \left(\mathbf{X}_{/w}^\top \mathbf{X}_{/w} + \lambda \mathbf{I} \right)^{-1} \Sigma_{w\beta} \left(\mathbf{X}_{/w}^\top \mathbf{X}_{/w} + \lambda \mathbf{I} \right)^{-1} \right)}_{\text{Part 2, Bias}}, \end{aligned} \quad (3.1)$$

where $\mathbf{X}_{/w} = \mathbf{X}\mathbf{\Sigma}_w^{-1/2}$, $\mathbf{\Sigma}_{x/w} = \mathbf{\Sigma}_w^{-1/2}\mathbf{\Sigma}_x\mathbf{\Sigma}_w^{-1/2}$, $\mathbf{\Sigma}_{w\beta} = \mathbf{\Sigma}_w^{1/2}\mathbf{\Sigma}_\beta\mathbf{\Sigma}_w^{1/2}$. Note that the variance term does not depend on the true signal, and the bias is independent of the noise level. Let $\mathbf{d}_{x/w}$ be the eigenvalues of $\mathbf{\Sigma}_{x/w}$ and $\mathbf{\Sigma}_{x/w} = \mathbf{U}_{x/w}\mathbf{D}_{x/w}\mathbf{U}_{x/w}^\top$ be the eigendecomposition of $\mathbf{\Sigma}_{x/w}$, where $\mathbf{U}_{x/w}$ is the eigenvector matrix and $\mathbf{D}_{x/w} = \text{diag}(\mathbf{d}_{x/w})$. Let $\mathbf{d}_{w\beta} \triangleq \text{diag}(\mathbf{U}_{x/w}\mathbf{\Sigma}_{w\beta}\mathbf{U}_{x/w}^\top)$. When $\mathbf{\Sigma}_w = \mathbf{I}$, $\mathbf{d}_{w\beta}$ characterizes the strength of the signal β_\star along the directions of the eigenvectors of feature covariance $\mathbf{\Sigma}_x$. To simplify the RHS of (3.1), we make the following assumption:

Assumption 1. Let $d_{x/w,i}$ and $d_{w\beta,i}$ be the i th element of $\mathbf{d}_{x/w}$ and $\mathbf{d}_{w\beta}$ respectively. Then the empirical distribution of $(d_{x/w,i}, d_{w\beta,i})$ jointly converges to (h, g) where h and g are two non-negative random variables. Further, there exists constants $c_l, c_u > 0$ independent of n and p such that $\min_i d_{x/w,i} \geq c_l$, $\max_i (d_{x/w,i}, d_{w\beta,i}) \leq c_u$ and $\|\mathbf{\Sigma}_{w\beta}\| \leq c_u$.

One can check that $\mathbf{\Sigma}_x$ and $\mathbf{\Sigma}_\beta$ studied in [DW18, HMRT19, XH19] (with $\mathbf{\Sigma}_w = \mathbf{I}$) are special cases of Assumption 1 with either h or g being a point mass. It is clear that our Assumption 1 allows the eigenvalues of $\mathbf{\Sigma}_x$ and $\mathbf{\Sigma}_\beta$ (when $\mathbf{\Sigma}_w = \mathbf{I}$) to follow much more general distributions.

4 Risk Characterization

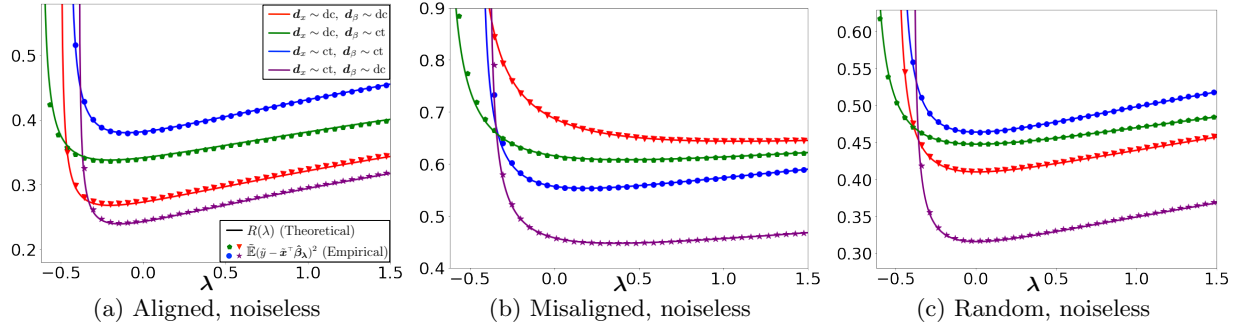


Figure 2: Finite sample prediction risk $\tilde{\mathbb{E}}(\tilde{y} - \tilde{x}^\top \hat{\beta}_\lambda)^2$ (experiment) and the asymptotic risk $R(\lambda)$ (theory) against λ for standard ridge regression ($\mathbf{\Sigma}_w = \mathbf{I}_d$). We set $\gamma = 2$ and $(n, p) = (300, 600)$. ‘dc’ and ‘ct’ stand for discrete and continuous distribution, respectively. We write ‘aligned’ if \mathbf{d}_x and \mathbf{d}_β have the same order, ‘misaligned’ for the reverse and ‘random’ for random order. Different colors indicate different combinations of \mathbf{d}_x and \mathbf{d}_β . Note that our derived risk $R(\lambda)$ matches the experimental values, and in the aligned and noiseless case, the optimal risk is achieved when $\lambda < 0$ (predicted by Theorem 4). Plots for the noisy case is presented in Appendix D.

With the aforementioned assumptions, we now present our characterization of the prediction risk.

Theorem 1. Under Assumption 1, the asymptotic prediction risk is given as

$$\tilde{\mathbb{E}}(\tilde{y} - \tilde{x}^\top \hat{\beta}_\lambda)^2 \xrightarrow{p} \frac{m'(-\lambda)}{m^2(-\lambda)} \cdot \left(\gamma \mathbb{E} \frac{gh}{(h \cdot m(-\lambda) + 1)^2} + \tilde{\sigma}^2 \right) := R(\lambda), \quad \forall \lambda > -c_0 \quad (4.1)$$

where $c_0 = (\sqrt{\gamma} - 1)^2 c_l$, and $m(z)$ is the Stieltjes transform of the limiting distribution of the eigenvalues of $\mathbf{X}_{/w}\mathbf{X}_{/w}^\top$. Additionally, $m(-\lambda), m'(-\lambda) > 0$ satisfy the following:

$$\lambda = \frac{1}{m(-\lambda)} - \gamma \mathbb{E} \frac{h}{1 + h \cdot m(-\lambda)} \quad (4.2)$$

$$1 = \left(\frac{1}{m^2(-\lambda)} - \gamma \mathbb{E} \frac{h^2}{(h \cdot m(-\lambda) + 1)^2} \right) m'(-\lambda). \quad (4.3)$$

Note that the condition $\lambda > -c_0$ ensures both $m(-\lambda)$ and $m'(-\lambda)$ exist and are positive. Furthermore, it can be shown from prior works [DW18, XH19] that the variance term (part 1) in (3.1), converges to

$\tilde{\sigma}^2 \frac{m'(-\lambda)}{m^2(-\lambda)}$. Our main contribution is to characterize the bias term, Part 2, under significantly less restrictive assumption on $(\Sigma_x, \Sigma_\beta, \Sigma_w)$. In particular, we show that

$$\text{Part 2} \xrightarrow{P} \frac{m'(-\lambda)}{m^2(-\lambda)} \cdot \gamma \mathbb{E} \frac{gh}{(h \cdot m(-\lambda) + 1)^2}, \quad \forall \lambda > -c_0.$$

We illustrate the results of Theorem 1 in Figure 2 (noiseless case) and Figure 6 (noisy case) for both discrete and continuous design for \mathbf{d}_x and \mathbf{d}_β with $\Sigma_x = \text{diag}(\mathbf{d}_x)$, $\Sigma_\beta = \text{diag}(\mathbf{d}_\beta)$ and $\Sigma_w = \mathbf{I}$ (see design details in Appendix D). Note that Assumption 1 specifies a joint relation between $\mathbf{d}_x (= \mathbf{d}_{x/w})$ and $\mathbf{d}_\beta (= \mathbf{d}_{w\beta})$. In the following section, we mainly consider the three following relations, which allow us to precisely determine the sign of λ_{opt} .

Definition 2. For two vectors $\mathbf{a}, \mathbf{b} \in \mathbb{R}^p$, we say \mathbf{a} is aligned (misaligned) with \mathbf{b} if the order of \mathbf{a} is the same as (reverse of) the order of \mathbf{b} . In addition, we say \mathbf{a} and \mathbf{b} have random relation if one of their orders is independently and uniformly permuted at random.

Intuitively, aligned \mathbf{d}_x and \mathbf{d}_β implies that when one component in \mathbf{d}_x has large magnitude, then so does the corresponding component in \mathbf{d}_β , and vice versa. In Figure 2, we plot the prediction risk of all three joint relations defined above (see Appendix D for details) for both the noiseless and noisy case (SNR $\xi = 5$).

Theorem 1 allows us to compute the risk of the generalized ridge estimator $\hat{\beta}_\lambda$ as well as its ridgeless limit, which yields the minimum $\|\hat{\beta}\|_{\Sigma_w}$ norm solution (taking $\Sigma_w = \mathbf{I}$ recovers the minimum ℓ_2 norm solution studied in [HMRT19, BHX19]).

In addition, we remark that the principal component regression (PCR) estimator is closely related to the ridgeless estimator in the following sense: intuitively, picking the leading θp eigenvectors of Σ_x (for some $\theta \in [0, 1]$) is equivalent to setting the remaining $(1 - \theta)p$ eigenvalues of Σ_w to be infinity. The following corollary characterizes the prediction risk of the PCR estimator $\hat{\beta}_\theta$:

Corollary 3. Given Assumption 1 and $\Sigma_w = \mathbf{I}$, and h has continuous and strictly increasing quantile function Q_h . Then for all $\theta \in (0, 1]$, as $n, p \rightarrow \infty$,

$$\tilde{\mathbb{E}}(\tilde{y} - \tilde{x}\hat{\beta}_\theta)^2 \xrightarrow{P} \begin{cases} \frac{m'_\theta(0)}{m_\theta^2(0)} \cdot \left(\gamma \mathbb{E} \frac{gh}{(h_\theta \cdot m_\theta(0) + 1)^2} + \tilde{\sigma}^2 \right), & \theta\gamma > 1 \\ (\gamma \mathbb{E}[gh \cdot \mathbb{I}_{h < Q_h(1-\theta)}] + \tilde{\sigma}^2) \frac{1}{1 - \theta\gamma}, & \theta\gamma < 1 \end{cases} \quad (4.4)$$

where $h_\theta = h \cdot \mathbb{I}_{h \geq Q_h(1-\theta)}$ and $m_\theta(z)$ satisfies

$$-z = \frac{1}{m_\theta(z)} - \gamma \mathbb{E} \frac{h_\theta}{1 + h_\theta \cdot m_\theta(z)}.$$

In addition, if $\mathbb{E}[g|h]$ is a decreasing function of h , and h has continuous p.d.f., then the asymptotic prediction risk of $\hat{\beta}_\theta$ is a decreasing function of θ when $\theta\gamma > 1$.

Corollary 3 confirms the double descent phenomenon under more general settings of (Σ_x, Σ_β) than [XH19], i.e. the prediction risk exhibits a spike as $\theta\gamma \rightarrow 1^-$, and then decreases as we further overparameterize by increasing θ . In Section 6 we compare the PCR estimator $\hat{\beta}_\theta$ with the minimum $\|\hat{\beta}\|_{\Sigma_w}$ norm solution.

Remark. The PCR estimator [XH19] and the ridgeless regression estimator (considered in [HMRT19]) are fundamentally different in the following way: in the ridgeless regression model, increasing the model size corresponds to changing γ , which also alters the dimensions of the true coefficients β_\star ; in contrast, in the PCR model, increasing θ does not change the data generating process (which is a more natural setting).

In terms of the risk curve, Figure 7(a) shows that the ridgeless regression estimator can exhibit “multiple descent” as $\gamma > 1$ increases due to our general anisotropic setup (especially when \mathbf{d}_x and \mathbf{d}_β are misaligned), whereas Corollary 3 and Figure 7(b) demonstrate that in the misaligned case, the PCR risk is monotonically decreasing in the overparameterized regime $\theta\gamma > 1$, which illustrates the benefit of overparameterization.

5 Analysis of Optimal λ_{opt}

In this section, we focus on the optimal weighted ridge estimator and determine the sign of the optimal regularization parameter λ_{opt} . Taking the derivatives of (4.1) yields

$$R'(\lambda) = \frac{2\gamma(m'(-\lambda))^2}{m^3(-\lambda)} \left(\underbrace{\left(-\tilde{\sigma}^2 \frac{\mathbb{E} \frac{\zeta^2}{(1+\zeta)^3}}{1 - \gamma \mathbb{E} \frac{\zeta^2}{(1+\zeta)^2}} \right)}_{\text{Part 3}} + \underbrace{\left(\mathbb{E} \frac{gh\zeta}{(1+\zeta)^3} - \frac{\gamma \mathbb{E} \frac{\zeta^2}{(1+\zeta)^3} \mathbb{E} \frac{gh}{(1+\zeta)^2}}{1 - \gamma \mathbb{E} \frac{\zeta^2}{(1+\zeta)^2}} \right)}_{\text{Part 4}} \right), \quad (5.1)$$

where $\zeta = h \cdot m(-\lambda)$. For certain special cases, we obtain a closed form solution for λ_{opt} (see details in Appendix B.1) and recover the result from [HMRT19, DW18]⁴ and beyond:

- When $h \stackrel{\text{a.s.}}{=} c$ (i.e., isotropic features [HMRT19]), the optimal λ_{opt} is achieved at c/ξ .
- When $g \stackrel{\text{a.s.}}{=} c$ (i.e., isotropic signals [DW18]), the optimal λ_{opt} is achieved at $\tilde{\sigma}^2/c$.
- When $\mathbb{E}[g|h] \stackrel{\text{a.s.}}{=} \mathbb{E}[g]$ (e.g., random order), the optimal λ_{opt} is achieved at $\tilde{\sigma}^2/\mathbb{E}[g]$.

Although λ_{opt} may not have a tractable form in general, we may infer the sign of λ_{opt} . Recall that in (5.1), Part 3 is due to the variance term (Part 1) and Part 4 from the bias term (Part 2) in (3.1). We therefore consider the sign of Part 3 and Part 4 separately in the following theorem.

Theorem 4. *Under Assumption 1, we have*

- *Part 3 (derivative of variance) is negative for all $\lambda > -c_0$.*
- *If $\mathbb{E}[g|h]$ is an increasing function of h on its support, then Part 4 (derivative of bias) is positive for all $\lambda > 0$. At $\lambda = 0$, Part 4 is non-negative and achieves 0 only if $\mathbb{E}[g|h] \stackrel{\text{a.s.}}{=} \mathbb{E}[g]$.*
- *If $\mathbb{E}[g|h]$ is a decreasing function of h on its support, then Part 4 is negative for all $\lambda \in (-c_0, 0)$. At $\lambda = 0$, Part 4 is non-positive and achieves 0 only if $\mathbb{E}[g|h] \stackrel{\text{a.s.}}{=} \mathbb{E}[g]$.*

The first point in Theorem 4 is consistent with the well-understood variance reduction property of ridge regularization. On the other hand, when the prediction risk is dominated by the bias term (i.e., $\tilde{\sigma}^2 = o(1)$) and both $\mathbf{d}_{x/w}$ and $\mathbf{d}_{w\beta}$ converge to non-trivial distributions, the second and third point of Theorem 4 reveal the following surprising phenomena (see Figure 2 (a) and (b)):

- M1** $\lambda_{\text{opt}} < 0$ when $\mathbf{d}_{x/w}$ aligns with $\mathbf{d}_{w\beta}$, or in general, $\mathbb{E}[g|h]$ is a strictly increasing function of h . In the context of standard ridge regression, it means that shrinkage regularization only *increases the bias* in the overparameterized regime when features are informative, i.e., the projection of the signal is large in the directions where the feature variance is large.
- M2** $\lambda_{\text{opt}} > 0$ when $\mathbf{d}_{x/w}$ is misaligned with $\mathbf{d}_{w\beta}$, or in general, $\mathbb{E}[g|h]$ is a strictly decreasing function of h . This is to say, in standard ridge regression, when features are not informative, i.e., the projection of the signal is small in the directions of large feature variance, shrinkage is beneficial even in the *absence of label noise* (the variance term is zero).

M1 and M2, together with aforementioned special case when g and h have random relation, provide a precise characterization of the sign of λ_{opt} . In particular, M1 confirms the “negative ridge” phenomenon empirically observed in [KLS19] and outlines concise conditions under which it occurs. We emphasize that neither M1 nor M2 would be observed when one of $\Sigma_{x/w}$ and $\Sigma_{w\beta}$ is identity (as previously discussed). In other words, these observations arise from our more general assumption on $(\Sigma_{x/w}, \Sigma_{w\beta})$.

⁴In [HMRT19], $h \stackrel{\text{a.s.}}{=} 1$. In [DW18], $\tilde{\sigma}^2 = 1$ and their signal strength α^2 is equivalent to $c\gamma$ in our setting.

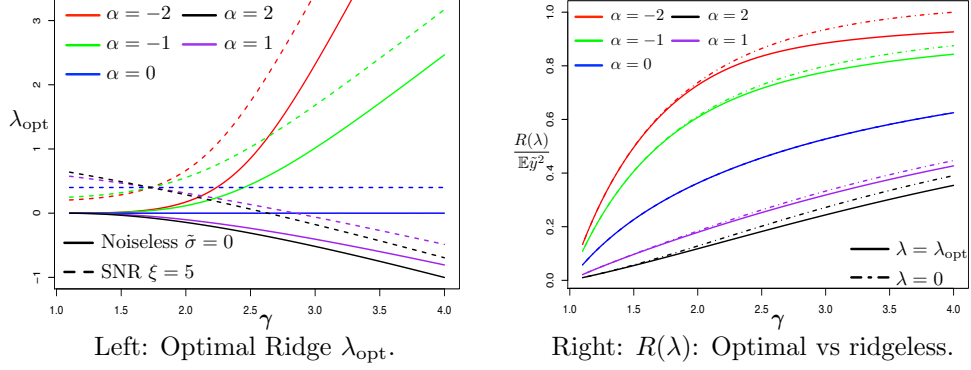


Figure 3: We set $\Sigma_w = \mathbf{I}$ and $\Sigma_\beta = \Sigma_x^\alpha$ where \mathbf{d}_x has two point masses on 1 and 5 with probability 3/4 and 1/4 respectively. **Left:** optimal value of λ ; solid lines represents the noiseless case $\tilde{\sigma} = 0$ and the dashed lines represents the noisy case with a fixed SNR $\xi = 5$. **Right:** comparison of the prediction risk of the ridgeless ($R(\lambda_{\text{opt}})$, dashed lines) and optimally regularized ($R(\lambda_{\text{opt}})$, solid lines) estimator in the noiseless case. We normalize the prediction risk as $\mathbb{E}\tilde{y}^2 = \mathbb{E}(\tilde{\mathbf{x}}^\top \beta_\star)^2$.

Taking both the bias and variance into account, Theorem 4 demonstrates a bias-variance tradeoff between Part 3 and Part 4, and λ_{opt} will eventually become positive as $\tilde{\sigma}^2$ increases (i.e., the prediction risk is dominated by variance, for which a positive λ is beneficial). For certain special cases, we can provide a lower bound for the transition from $\lambda_{\text{opt}} < 0$ to $\lambda_{\text{opt}} > 0$.

Proposition 5. *Given Assumption 1, let $(h, g) = (1, 1)$ with probability $1 - q$ and $(h, g) = (h_1, g_1)$ with probability q , where $h_1 > 1$ and $g_1 > 1$. Denote $\bar{\gamma} = \gamma - 1$. Then $\lambda_{\text{opt}} < 0$ if*

$$\tilde{\sigma}^2 < (h_1 - 1)(g_1 - 1)h_1 \cdot \max \left(\frac{(\gamma q - 1)^3 \bar{\gamma}^3 (1 - q)}{(1 - q)\gamma^2 (\bar{\gamma}^3 q^2 + (\gamma q - 1)^3 h_1^2)}, \frac{\gamma q (1 - q) \bar{\gamma}^3}{(1 - q)(h_1 + \bar{\gamma})^3 + q h_1^2 \gamma^3} \right).$$

As q approaches 0 or 1, the above upper bound goes to 0 because Σ_x, Σ_β becomes closer to \mathbf{I} . Otherwise, when $\gamma q > 1$, the upper bound suggests $\tilde{\sigma}^2 = O(g_1 \gamma)$ which implies that SNR $\xi = \Omega(h_1/\gamma)$. Hence, as γ increases, optimal λ_{opt} remains negative for a lower SNR (i.e., larger noise), which coincides with the intuition that overparameterization has an implicit effect of ℓ_2 regularization (Figure 3 Left). Indeed, the following proposition suggests such implicit regularization is only significant in the overparameterized regime:

Proposition 6. *When $\gamma < 1$, λ_{opt} on $(-c_0, \infty)$ is always non-negative under Assumption 1.*

In Figure 3 we confirm our findings in Theorem 4 (for additional results on different distributions see Figure 8). Specifically, we set $\Sigma_w = \mathbf{I}, \Sigma_x = \text{diag}(\mathbf{d}_x)$ and $\Sigma_\beta = \Sigma_x^\alpha$. As we increase α from negative to positive, the relation between \mathbf{d}_x and \mathbf{d}_β transitions from misaligned to aligned. The left panel shows that the sign of λ_{opt} is the exact opposite to the sign of α in the noiseless case (i.e. the variance is 0), which is consistent with M1 and M2. Moreover, when \mathbf{d}_x aligns with \mathbf{d}_β , λ_{opt} decreases as γ becomes larger, which agrees with our observation on the implicit ℓ_2 regularization of overparameterization. Last but not least, in Figure 3 (Right) we see that the optimal ridge regression estimator leads to considerable improvement over the ridgeless estimator. We comment that this improvement becomes more significant as γ or condition number of Σ_x and Σ_β increases.

6 Optimal Weighting Matrix

Having characterized the optimal regularization strength, we now turn to the optimal choice of weighting matrix Σ_w . Toward this goal, we additionally require the following assumptions on $(\Sigma_x, \Sigma_\beta, \Sigma_w)$:

Assumption 2. *The covariance matrix Σ_x and the weighting matrix Σ_w share the same set of eigenvectors, i.e., we have the following eigendecompositions: $\Sigma_x = \mathbf{U} \mathbf{D}_x \mathbf{U}^\top$ and $\Sigma_w = \mathbf{U} \mathbf{D}_w \mathbf{U}^\top$, where $\mathbf{U} \in \mathbb{R}^{p \times p}$ is orthogonal, and $\mathbf{D}_x = \text{diag}(\mathbf{d}_x), \mathbf{D}_w = \text{diag}(\mathbf{d}_w)$.*

Define $\bar{\mathbf{d}}_\beta = \text{diag}(\mathbf{U}\Sigma_\beta\mathbf{U}^\top)$. Note that when Σ_β also shares the same eigenvector matrix \mathbf{U} , then $\bar{\mathbf{d}}_\beta = \mathbf{d}_\beta$, which is simply the eigenvalues of Σ_β .

Assumption 3. Let $d_{x,i}, \bar{d}_{\beta,i}, d_{w,i}$ be the i th element of $\mathbf{d}_x, \bar{\mathbf{d}}_\beta, \mathbf{d}_w$ respectively. We assume that the empirical distribution of $(d_{x,i}, \bar{d}_{\beta,i}, d_{w,i})$ jointly converges to $(s, v, s/r)$, where s, v, r are non-negative random variables. Further, there exists constants $c_l, c_u > 0$ independent of n and p such that $\min_i(\min(d_{x,i}, \bar{d}_{\beta,i}, d_{w,i})) \geq c_l$, $\max_i(\max(d_{x,i}, \bar{d}_{\beta,i}, d_{w,i})) \leq c_u$ and $\|\Sigma_\beta\| \leq c_u$.

For notational convenience, we define \mathcal{H}_w and \mathcal{H}_r to be the sets of all Σ_w and r , respectively, that satisfy Assumption 2 and Assumption 3. Additionally, let \mathcal{S}_w and \mathcal{S}_r be the subset of \mathcal{H}_w and \mathcal{H}_r such that $r = f(s)$ for some function f (this represents $\Sigma_w \in \mathcal{H}_w$ that only depends on Σ_x but not Σ_β). By Assumption 2 and 3, we know the empirical distribution of $(d_{x/w,i}, d_{w\beta,i})$ jointly converges to $(r, sv/r)$ and satisfies the boundedness requirement in Assumption 1. We therefore apply Theorem 1 to compute the prediction risk:

$$R(r, \lambda) \triangleq \frac{m'_r(-\lambda)}{m_r^2(-\lambda)} \cdot \left(\gamma \mathbb{E} \frac{sv}{(r \cdot m_r(-\lambda) + 1)^2} + \tilde{\sigma}^2 \right), \quad (6.1)$$

where $m_r(-\lambda)$ satisfies the equation $\lambda = m_r^{-1}(-\lambda) - \gamma \mathbb{E}(1 + r \cdot m_r(-\lambda))^{-1}r$. It is clear that when $r \stackrel{\text{a.s.}}{=} s$, (6.1) reduces to the standard ridge regression with $\Sigma_w = \mathbf{I}$, and for $r \stackrel{\text{a.s.}}{=} 1$, the equation reduces to the cases of isotropic features ($\Sigma_w = \Sigma_x$). Note that (6.1) indicates that the impact of Σ_β on the risk is fully captured by $\bar{\mathbf{d}}_\beta$. Hence we define $\bar{\Sigma}_\beta = \mathbf{U} \text{diag}(\bar{\mathbf{d}}_\beta) \mathbf{U}^\top$, which corresponds to $r \stackrel{\text{a.s.}}{=} sv$, and is equivalent to Σ_β when Σ_β also shares the same eigenvector matrix \mathbf{U} . In the following subsections, we discuss the optimal Σ_w for two types of estimator: the minimum $\|\hat{\beta}\|_{\Sigma_w}$ solution (taking $\lambda \rightarrow 0$), and the optimally weighted ridge estimator ($\lambda = \lambda_{\text{opt}}$). Note that the risk for both estimators is scale-invariant over Σ_w and r . Hence, when we define a specific choice of (Σ_w, r) , we simultaneously consider all pairs $(c\Sigma_w, r/c)$ for $c > 0$. Finally, we note that the choice of $r \stackrel{\text{a.s.}}{=} s \cdot \mathbb{E}[v|s] \in \mathcal{S}_r$ plays a key role in our analysis, and its corresponding choice of Σ_w is given as $\Sigma_w = (f_v(\Sigma_x))^{-1}$, where $f_v(s) \triangleq \mathbb{E}[v|s]$ and f_v applies to the eigenvalues of Σ_x .

6.1 Minimum $\|\hat{\beta}\|_{\Sigma_w}$ solution

Taking the ridgeless limit leads to the following bias-variance decomposition of the prediction risk,

$$\text{Bias: } R_b(r) \triangleq \frac{m'_r(0)}{m_r^2(0)} \cdot \gamma \mathbb{E} \frac{sv}{(r \cdot m_r(0) + 1)^2} \quad \text{Variance: } R_v(r) \triangleq \frac{m'_r(0)}{m_r^2(0)} \cdot \tilde{\sigma}^2.$$

In the previous sections we observe a bias-variance tradeoff in choosing the optimal λ . Interesting, the following theorem illustrates a similar bias-variance tradeoff in choosing the optimal Σ_w :

Theorem 7. Given Assumptions 2 and 3,

- $r \stackrel{\text{a.s.}}{=} sv$ (i.e., $\Sigma_w = \bar{\Sigma}_\beta^{-1}$) is the optimal choice in \mathcal{H}_r that minimizes the bias function $R_b(r)$. Additionally, $r \stackrel{\text{a.s.}}{=} \mathbb{E}[v|s] \cdot s$ (i.e., $\Sigma_w = (f_v(\Sigma_x))^{-1}$) is the optimal in \mathcal{S}_r that minimizes $R_b(r)$.
- $r \stackrel{\text{a.s.}}{=} 1$ (i.e., $\Sigma_w = \Sigma_x$) is the optimal choice in both \mathcal{S}_r and \mathcal{H}_r that minimizes the variance function $R_v(r)$.

Theorem 7 implies that the variance is minimized when $\Sigma_w = \Sigma_x$. Since the variance term does not depend on β_\star , it is not surprising that the optimal Σ_w is also independent of Σ_β . Furthermore, this result is consistent with the intuition that to minimize the variance, $\hat{\beta}_\lambda$ should be penalized more in the higher variance directions of Σ_x , and vice versa. On the other hand, Theorem 7 also implies that the bias is minimized when $\mathbf{d}_w = 1/\bar{\mathbf{d}}_\beta$ which does not depend on \mathbf{d}_x . While this characterization may not be intuitive, when $\bar{\mathbf{d}}_\beta = \mathbf{d}_\beta$ (i.e., Σ_β also shares the same eigenvector matrix \mathbf{U}), one analogy is that since the quadratic regularization corresponds to the a Gaussian prior $\mathcal{N}(\mathbf{0}, \Sigma_w^{-1})$, it is reasonable to match Σ_w^{-1} with the covariance of β_\star , which gives the maximum a posteriori (MAP) estimate. In general, the optimal Σ_w admits a bias-variance tradeoff (i.e., the bias and variance are optimal under different Σ_w) except for the special case of $\Sigma_x \bar{\Sigma}_\beta = \mathbf{I}$.

Additionally, the following proposition demonstrates the advantage of the minimum $\|\hat{\beta}\|_{\Sigma_w}$ solution over the PCR estimator in the noiseless case.

Proposition 8. *Under Assumption 2 and 3 and in the noiseless setting $\tilde{\sigma} = 0$, suppose s and $\mathbb{E}[v|s] \cdot s$ both have continuous and strictly increasing quantile functions. Then the minimum $\|\hat{\beta}\|_{\Sigma_w}$ solution outperforms the PCR estimator for all $\theta \in [0, 1)$ when $\Sigma_w = \Sigma_\beta^{-1} \in \mathcal{H}_w$, or when $\Sigma_w = (f_v(\Sigma_x))^{-1} \in \mathcal{S}_w$.*

6.2 Optimal weighted ridge estimator

Finally, we consider the weighted ridge estimator and discuss the optimal choice of Σ_w .

Theorem 9. *Suppose Assumptions 2 and 3 hold. Then $r \stackrel{\text{a.s.}}{=} s v$ (i.e., $\Sigma_w = \bar{\Sigma}_\beta^{-1}$) is the optimal solution in \mathcal{H}_r that minimizes $\min_\lambda R(r, \lambda)$. Additionally, $r \stackrel{\text{a.s.}}{=} \mathbb{E}[v|s] \cdot s$ (i.e., $\Sigma_w = (f_v(\Sigma_x))^{-1}$) is the optimal solution in \mathcal{S}_r that minimizes $\min_\lambda R(r, \lambda)$.*

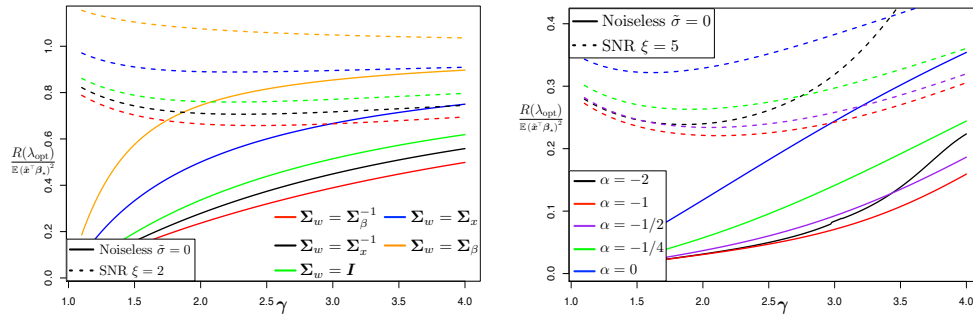


Figure 4: $R(\lambda_{\text{opt}})/\mathbb{E}(\tilde{\mathbf{x}}^\top \beta_\star)^2$ against γ for various weighting matrix Σ_w . Solid lines represent the noiseless case $\tilde{\sigma} = 0$ and the dashed lines represent the noisy case with fixed SNR ξ . We set \mathbf{d}_x to be aligned with \mathbf{d}_β and **Left**: \mathbf{d}_x to have 4 point masses (1, 2, 3, 4) with equal probabilities and \mathbf{d}_β with 2 point masses on 1 and 5 with probabilities 3/4 and 1/4, respectively; **Right**: \mathbf{d}_x has 2 point masses on 1 and 5 with probabilities 3/4 and 1/4, respectively, and $\Sigma_\beta = \Sigma_x^2$; we set $\Sigma_w = \Sigma_\beta^\alpha$.

In contrast to the ridgeless setting in Theorem 7, the optimal \mathbf{d}_w for general λ_{opt} does not depend on the noise level but only on $\bar{\mathbf{d}}_\beta$, the strength of the signal in the directions of the eigenvectors of Σ_x . We conjecture that this is because in the optimally weighted estimator, λ_{opt} is capable of balancing the bias-variance tradeoff in the prediction risk; therefore the weighting matrix may not need to adjust to the label noise and can be chosen solely based on the signal β_\star . Indeed, as discussed in the previous section, $\Sigma_w = \Sigma_\beta^{-1}$ is a preferable choice of prior under the Bayesian perspective when $\mathbf{d}_\beta = \bar{\mathbf{d}}_\beta$.

Theorem 9 is supported by Figure 4, in which we plot the prediction risk of the generalized ridge regression estimator under different Σ_w and optimally tuned λ_{opt} . We consider a simple discrete construction for aligned \mathbf{d}_x and $\mathbf{d}_\beta (= \bar{\mathbf{d}}_\beta)$. On the left panel, we enumerate a few standard choices of Σ_w : $\Sigma_x, \Sigma_\beta, \mathbf{I}, \Sigma_x^{-1}$ and the optimal choice Σ_β^{-1} . On the right, we take Σ_w to be powers of Σ_β around the optimal Σ_β^{-1} . In both setups, we confirm that Σ_β^{-1} achieves the lowest risk uniformly over γ , as predicted by Theorem 9.

Note that our main results generally require knowledge of Σ_x and $\bar{\Sigma}_\beta$. While Σ_x can be estimated in a semi-supervised setting using unlabeled data, it is typically difficult to estimate $\bar{\Sigma}_\beta$ directly from data. Without prior knowledge on $\bar{\Sigma}_\beta$, Theorem 9 suggests that $r \stackrel{\text{a.s.}}{=} \mathbb{E}[v|s] \cdot s$ is the optimal r that only depends on s . That is, $\Sigma_w = (f_v(\Sigma_x))^{-1}$ is the optimal Σ_w that only depends on Σ_x . In the special case of $\mathbb{E}[v|s] = \mathbb{E}[v]$, the optimal Σ_w in \mathcal{S}_w is equivalent to $\Sigma_w = \mathbf{I}$ (standard ridge regression) due to the scale invariance. When the exact form of $f_v(s)$ is also not known, we may use a polynomial or power function of s (with coefficients considered as hyper-parameters to be cross-validated) to approximate either $f_v(s)$ or $1/f_v(s)$. We demonstrate the effectiveness of this heuristic in Figure 5: although our proposed $\Sigma_w = f_v(\Sigma_x)^{-1}$ (blue) is worse than the actual optimal $\Sigma_w = \Sigma_\beta^{-1} (= \bar{\Sigma}_\beta^{-1})$ due to diagonal design and indicated by red line), it is the best choice among weighting matrices that only depend on Σ_x . In addition,

we seek the best approximation of $f_v(s)$ by applying a power transformation on Σ_x , and we observe that certain powers of Σ_x indeed outperform the standard isotropic regularization.

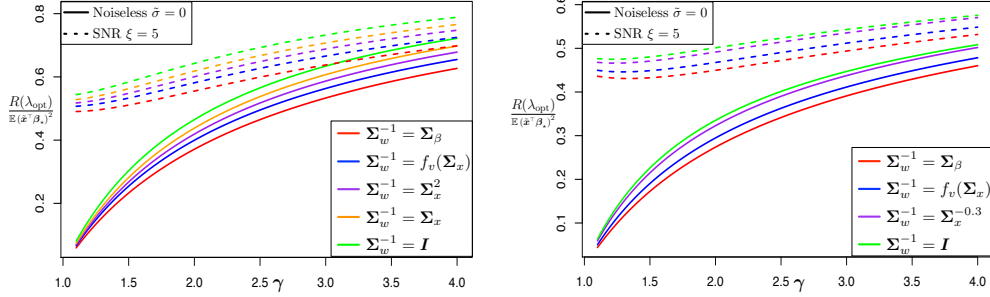


Figure 5: $R(\lambda_{\text{opt}})/\mathbb{E}(\tilde{\beta}^\top \beta_*)^2$ against γ for various weighting matrix Σ_w under noiseless $\tilde{\sigma} = 0$ (solid lines) and noisy setting with fixed SNR ξ (dashed lines). **Left:** We set $f_v(s)$ as an increasing function of s on its support; **Right:** We set $f_v(s)$ as a decreasing function of s on its support. Note that the heuristically chosen weighting matrices often outperform the standard ridge regression estimator (green).

7 Conclusion

We provide a precise asymptotic characterization of the prediction risk of generalized ridge regression estimator in the overparameterized regime. Our result greatly extends previous high-dimensional analysis of ridge regression, and enables us to discover and theoretically justify various interesting findings, including the negative ridge phenomenon, the implicit regularization of overparameterization, and a concise description of the optimal weighted ridge penalty. We remark that some of our assumptions in our derivation may be further relaxed; for instance, the bounded eigenvalue assumption can be relaxed to certain polynomial decay (e.g., see [XH19]). Another fruitful direction is to construct weighting matrix Σ_w solely from training data that outperforms isotropic shrinkage in the overparameterized regime.

Acknowledgement

The authors would like to thank Murat A. Erdogdu, Daniel Hsu and Taiji Suzuki for helpful feedback and discussion. DW was partially funded by CIFAR, NSERC and LG Electronics. JX was supported by a Cheung-Kong Graduate School of Business Fellowship.

References

- [AKT19] Alnur Ali, J Zico Kolter, and Ryan J Tibshirani, *A continuous-time view of early stopping for least squares*, International Conference on Artificial Intelligence and Statistics, vol. 22, 2019.
- [BES⁺20] Jimmy Ba, Murat A Erdogdu, Taiji Suzuki, Denny Wu, and Tianzong Zhang, *Generalization of two-layer neural net-works: An asymptotic viewpoint*, International Conference on Learning Representations (2020).
- [BHMM18] Mikhail Belkin, Daniel Hsu, Siyuan Ma, and Soumik Mandal, *Reconciling modern machine learning and the bias-variance trade-off*, arXiv preprint arXiv:1812.11118 (2018).
- [BHX19] Mikhail Belkin, Daniel Hsu, and Ji Xu, *Two models of double descent for weak features*, arXiv preprint arXiv:1903.07571 (2019).
- [BLLT19] Peter L Bartlett, Philip M Long, Gábor Lugosi, and Alexander Tsigler, *Benign overfitting in linear regression*, arXiv preprint arXiv:1906.11300 (2019).
- [BVDBS⁺15] Małgorzata Bogdan, Ewout Van Den Berg, Chiara Sabatti, Weijie Su, and Emmanuel J Candès, *Slopeadaptive variable selection via convex optimization*, The annals of applied statistics **9** (2015), no. 3, 1103.
- [Cas80] George Casella, *Minimax ridge regression estimation*, The Annals of Statistics (1980), 1036–1056.
- [CWB08] Emmanuel J Candes, Michael B Wakin, and Stephen P Boyd, *Enhancing sparsity by reweighted ℓ_1 minimization*, Journal of Fourier analysis and applications **14** (2008), no. 5-6, 877–905.
- [Dic16] Lee H Dicker, *Ridge regression and asymptotic minimax estimation over spheres of growing dimension*, Bernoulli **22** (2016), no. 1, 1–37.
- [DKT19] Zeyu Deng, Abba Kammoun, and Christos Thrampoulidis, *A model of double descent for high-dimensional binary linear classification*, arXiv preprint arXiv:1911.05822 (2019).
- [DL19] Edgar Dobriban and Sifan Liu, *Asymptotics for sketching in least squares regression*, Advances in Neural Information Processing Systems, 2019, pp. 3670–3680.
- [DLM19] Michał Dereziński, Feynman Liang, and Michael W Mahoney, *Exact expressions for double descent and implicit regularization via surrogate random design*, arXiv preprint arXiv:1912.04533 (2019).
- [DM16] David Donoho and Andrea Montanari, *High dimensional robust m -estimation: Asymptotic variance via approximate message passing*, Probability Theory and Related Fields **166** (2016), no. 3-4, 935–969.
- [dRBK20] Stéphane d’Ascoli, Maria Refinetti, Giulio Biroli, and Florent Krzakala, *Double trouble in double descent: Bias and variance (s) in the lazy regime*, arXiv preprint arXiv:2003.01054 (2020).
- [DW18] Edgar Dobriban and Stefan Wager, *High-dimensional asymptotics of prediction: Ridge regression and classification*, The Annals of Statistics **46** (2018), no. 1, 247–279.
- [EM73] Bradley Efron and Carl Morris, *Stein’s estimation rule and its competitors an empirical bayes approach*, Journal of the American Statistical Association **68** (1973), no. 341, 117–130.
- [EM75] ———, *Data analysis using stein’s estimator and its generalizations*, Journal of the American Statistical Association **70** (1975), no. 350, 311–319.
- [HK70] Arthur E Hoerl and Robert W Kennard, *Ridge regression: Biased estimation for nonorthogonal problems*, Technometrics **12** (1970), no. 1, 55–67.
- [HMRT19] Trevor Hastie, Andrea Montanari, Saharon Rosset, and Ryan J Tibshirani, *Surprises in high-dimensional ridgeless least squares interpolation*, arXiv preprint arXiv:1903.08560 (2019).
- [JS92] William James and Charles Stein, *Estimation with quadratic loss*, Breakthroughs in statistics, Springer, 1992, pp. 443–460.
- [Kar13] Noureddine El Karoui, *Asymptotic behavior of unregularized and ridge-regularized high-dimensional robust regression estimators: rigorous results*, arXiv preprint arXiv:1311.2445 (2013).
- [KH92] Anders Krogh and John A Hertz, *A simple weight decay can improve generalization*, Advances in neural information processing systems, 1992, pp. 950–957.
- [KLS19] Dmitry Kobak, Jonathan Lomond, and Benoit Sanchez, *Optimal ridge penalty for real-world high-dimensional data can be zero or negative due to the implicit ridge regularization*, liver **1** (2019), 1–2.
- [LH17] Ilya Loshchilov and Frank Hutter, *Decoupled weight decay regularization*, arXiv preprint arXiv:1711.05101 (2017).

- [Lol20] Panagiotis Lolas, *Regularization in high-dimensional regression and classification via random matrix theory*, arXiv preprint arXiv:2003.13723 (2020).
- [LP11] Olivier Ledoit and Sandrine Péché, *Eigenvectors of some large sample covariance matrix ensembles*, Probability Theory and Related Fields **151** (2011), no. 1-2, 233–264.
- [LPRS17] Tengyuan Liang, Tomaso Poggio, Alexander Rakhlin, and James Stokes, *Fisher-rao metric, geometry, and complexity of neural networks*, arXiv preprint arXiv:1711.01530 (2017).
- [LW17] Christos Louizos and Max Welling, *Multiplicative normalizing flows for variational bayesian neural networks*, Proceedings of the 34th International Conference on Machine Learning-Volume 70, JMLR. org, 2017, pp. 2218–2227.
- [MM19] Song Mei and Andrea Montanari, *The generalization error of random features regression: Precise asymptotics and double descent curve*, arXiv preprint arXiv:1908.05355 (2019).
- [MRSY19] Andrea Montanari, Feng Ruan, Youngtak Sohn, and Jun Yan, *The generalization error of max-margin linear classifiers: High-dimensional asymptotics in the overparametrized regime*, arXiv preprint arXiv:1911.01544 (2019).
- [MS05] Yuzo Maruyama and William E Strawderman, *A new class of generalized bayes minimax ridge regression estimators*, The Annals of Statistics **33** (2005), no. 4, 1753–1770.
- [MS18] Yuichi Mori and Taiji Suzuki, *Generalized ridge estimator and model selection criteria in multivariate linear regression*, Journal of Multivariate Analysis **165** (2018), 243–261.
- [RM11] Francisco Rubio and Xavier Mestre, *Spectral convergence for a general class of random matrices*, Statistics & probability letters **81** (2011), no. 5, 592–602.
- [SC95] Jack W Silverstein and Sang-Il Choi, *Analysis of the limiting spectral distribution of large dimensional random matrices*, Journal of Multivariate Analysis **54** (1995), no. 2, 295–309.
- [Ste56] Charles Stein, *Inadmissibility of the usual estimator for the mean of a multivariate normal distribution*, Tech. report, Stanford University Stanford United States, 1956.
- [Str78] William E Strawderman, *Minimax adaptive generalized ridge regression estimators*, Journal of the American Statistical Association **73** (1978), no. 363, 623–627.
- [TAH18] Christos Thrampoulidis, Ehsan Abbasi, and Babak Hassibi, *Precise error analysis of regularized m-estimators in high dimensions*, IEEE Transactions on Information Theory **64** (2018), no. 8, 5592–5628.
- [XH19] Ji Xu and Daniel J Hsu, *On the number of variables to use in principal component regression*, Advances in Neural Information Processing Systems, 2019, pp. 5095–5104.
- [Zou06] Hui Zou, *The adaptive lasso and its oracle properties*, Journal of the American statistical association **101** (2006), no. 476, 1418–1429.
- [ZTSG19] Han Zhao, Yao-Hung Hubert Tsai, Russ R Salakhutdinov, and Geoffrey J Gordon, *Learning neural networks with adaptive regularization*, Advances in Neural Information Processing Systems, 2019, pp. 11389–11400.
- [ZWXG18] Guodong Zhang, Chaoqi Wang, Bowen Xu, and Roger Grosse, *Three mechanisms of weight decay regularization*, arXiv preprint arXiv:1810.12281 (2018).

A Proofs omitted in Section 4

A.1 Proof of Theorem 1

We first claim that function $m(-\lambda)$ that satisfies (4.2) is indeed the Stieltjes transform of the limiting distribution of the eigenvalues of $\mathbf{X}_{/w}\mathbf{X}_{/w}^\top$. This is because the empirical distribution of the eigenvalues of $\Sigma_{x/w}$ converges to the distribution of h due to Assumption 1. By the Marchenko-Pastur law, it is straightforward to show that the minimal eigenvalue of $\mathbf{X}_{/w}\mathbf{X}_{/w}^\top$ is lower bounded by c_0 as $n \rightarrow \infty$. Hence, we have $m(-\lambda) > 0$ for all $\lambda > -c_0$. Then by taking derivatives of (4.2)⁵, we know that (4.3) holds. The rest of the proof is to characterize Part 1 and Part 2 in (3.1) and show (4.1).

For Part 1 in (3.1), based on prior works [DW18, XH19], we have

$$\text{Part 1 in (3.1)} \xrightarrow{P} \tilde{\sigma}^2 \frac{m'(-\lambda)}{m^2(-\lambda)}. \quad (\text{A.1})$$

Hence, we only need to show that

$$\text{Part 2 in (3.1)} \xrightarrow{P} \frac{m'(-\lambda)}{m^2(-\lambda)} \cdot \gamma \mathbb{E} \frac{gh}{(h \cdot m(-\lambda) + 1)^2}. \quad (\text{A.2})$$

Towards this goal, we first assume that $\Sigma_{w\beta}$ is invertible and define $\mathbf{S} = \mathbf{X}_{/w^2\beta}^\top \mathbf{X}_{/w^2\beta} + \lambda \Sigma_{w\beta}^{-1}$, where $\mathbf{X}_{/w^2\beta} = \mathbf{X}_{/w} \Sigma_{w\beta}^{-1/2} \sim \mathcal{N}(0, \frac{1}{n} \Sigma_{x/w^2\beta})$ and $\Sigma_{x/w^2\beta} = \Sigma_{w\beta}^{-1/2} \Sigma_{x/w} \Sigma_{w\beta}^{-1/2}$. Simplification of Part 2 yields

$$\frac{\lambda^2}{n} \text{tr}(\Sigma_{x/w^2\beta} \mathbf{S}^{-2}).$$

To analyze the above quantity, we adopt the similar strategy used in [LP11] and first characterize a related quantity $\frac{1}{n} \text{tr}(\mathbf{X}_{/w^2\beta}^\top \mathbf{X}_{/w^2\beta})$. Note that, on one hand, we know that

$$\begin{aligned} \frac{1}{n} \text{tr}(\mathbf{S}^{-2} \mathbf{X}_{/w^2\beta}^\top \mathbf{X}_{/w^2\beta}) &= \frac{1}{n} \text{tr}(\mathbf{S}^{-1} - \lambda \mathbf{S}^{-2} \Sigma_{w\beta}^{-1}) \\ &= \frac{1}{n} \text{tr}(\Sigma_{w\beta} (\mathbf{X}_{/w}^\top \mathbf{X}_{/w} + \lambda \mathbf{I})^{-1} - \lambda \Sigma_{w\beta} (\mathbf{X}_{/w}^\top \mathbf{X}_{/w} + \lambda \mathbf{I})^{-2}). \end{aligned} \quad (\text{A.3})$$

On the other hand, let $\mathbf{x}_{/w^2\beta,i}$ be the i th row of $\mathbf{X}_{/w^2\beta}$ and $\mathbf{S}_{\setminus i} = \mathbf{S} - \mathbf{x}_{/w^2\beta,i} \mathbf{x}_{/w^2\beta,i}^\top$, then we have

$$\frac{1}{n} \text{tr}(\mathbf{S}^{-2} \mathbf{X}_{/w^2\beta}^\top \mathbf{X}_{/w^2\beta}) = \frac{1}{n} \sum_{i=1}^n \mathbf{x}_{/w^2\beta,i}^\top \mathbf{S}^{-2} \mathbf{x}_{/w^2\beta,i} = \frac{1}{n} \sum_{i=1}^n \frac{\lambda^2 \mathbf{x}_{/w^2\beta,i}^\top \mathbf{S}_{\setminus i}^{-2} \mathbf{x}_{/w^2\beta,i}}{(\lambda + \lambda \mathbf{x}_{/w^2\beta,i}^\top \mathbf{S}_{\setminus i}^{-1} \mathbf{x}_{/w^2\beta,i})^2}, \quad (\text{A.4})$$

where the last equality holds due to the Matrix Inversion Lemma. Note that from Assumption 1, the eigenvalues of $\Sigma_{x/w}$ is lower bounded and upper bounded away from 0 and ∞ . Also, $\|\Sigma_{w\beta}\|$ is bounded away from ∞ . Hence, by the Marchenko-Pastur law, we know that

$$\left\| \lambda^2 \Sigma_{x/w}^{1/2} \Sigma_{w\beta}^{-1/2} \mathbf{S}_{\setminus i}^{-2} \Sigma_{w\beta}^{-1/2} \Sigma_{x/w}^{1/2} \right\| = \left\| \lambda^2 \Sigma_{x/w}^{1/2} (\mathbf{X}_{/w}^\top \mathbf{X}_{/w} + \lambda \mathbf{I})^{-1} \Sigma_{w\beta} (\mathbf{X}_{/w}^\top \mathbf{X}_{/w} + \lambda \mathbf{I})^{-1} \Sigma_{x/w}^{1/2} \right\|$$

and

$$\left\| \lambda \Sigma_{x/w}^{1/2} \Sigma_{w\beta}^{-1/2} \mathbf{S}_{\setminus i}^{-1} \Sigma_{w\beta}^{-1/2} \Sigma_{x/w}^{1/2} \right\| = \left\| \lambda \Sigma_{x/w}^{1/2} (\mathbf{X}_{/w}^\top \mathbf{X}_{/w} + \lambda \mathbf{I})^{-1} \Sigma_{x/w}^{1/2} \right\|$$

are upper bounded away from ∞ for any $\lambda > -c_0$ ⁶. Furthermore, observe that $\mathbf{x}_{/w^2\beta,i}$ is independent of $\mathbf{S}_{\setminus i}$ and (A.4). Hence by Lemma 2.1 in [LP11], we can show that

$$\frac{1}{n} \text{tr}(\mathbf{S}^{-2} \mathbf{X}_{/w^2\beta}^\top \mathbf{X}_{/w^2\beta}) \xrightarrow{P} \frac{1}{n} \sum_{i=1}^n \frac{\frac{\lambda^2}{n} \text{tr}(\Sigma_{x/w^2\beta} \mathbf{S}_{\setminus i}^{-2})}{\left(\lambda + \frac{\lambda}{n} \text{tr}(\Sigma_{x/w^2\beta} \mathbf{S}_{\setminus i}^{-1}) \right)^2}, \quad \forall \lambda > -c_0.$$

⁵We can exchange expectation and derivatives because $\left| \frac{\partial \frac{h}{1+hm}}{\partial m} \right| = \frac{h}{(1+hm)^2} < \sup h$ when $m(-\lambda) > 0$

⁶We take pseudo-inverse when $\lambda = 0$

Next, we replace $\mathbf{S}_{\setminus i}^{-1}$ by \mathbf{S}^{-1} and show the difference made by this rank-1 perturbation is negligible. From the Matrix Inversion Lemma, we have

$$\begin{aligned}
& \sup_i \left| \frac{\lambda}{n} \operatorname{tr}(\mathbf{\Sigma}_{x/w^2\beta} \mathbf{S}_{\setminus i}^{-1}) - \frac{\lambda}{n} \operatorname{tr}(\mathbf{\Sigma}_{x/w^2\beta} \mathbf{S}^{-1}) \right| \\
&= \sup_i \frac{\lambda \mathbf{x}_{/w^2\beta, i}^\top \mathbf{S}_{\setminus i}^{-1} \mathbf{\Sigma}_{x/w^2\beta} \mathbf{S}_{\setminus i}^{-1} \mathbf{x}_{/w^2\beta, i}}{1 + \mathbf{x}_{/w^2\beta, i}^\top \mathbf{S}_{\setminus i}^{-1} \mathbf{x}_{/w^2\beta, i}} \\
&\leq \sup_i \frac{\lambda \|\mathbf{x}_{/w^2\beta, i}^\top \mathbf{S}_{\setminus i}^{-1} \mathbf{\Sigma}_{x/w^2\beta} \mathbf{S}_{\setminus i}^{-1/2}\| \cdot \|\mathbf{S}_{\setminus i}^{-1/2} \mathbf{x}_{/w^2\beta, i}\|}{1 + \mathbf{x}_{/w^2\beta, i}^\top \mathbf{S}_{\setminus i}^{-1} \mathbf{x}_{/w^2\beta, i}} \\
&\leq \sup_i \frac{\lambda \|\mathbf{x}_{/w^2\beta, i}^\top \mathbf{S}_{\setminus i}^{-1/2}\| \cdot \|\mathbf{S}_{\setminus i}^{-1/2} \mathbf{\Sigma}_{x/w^2\beta} \mathbf{S}_{\setminus i}^{-1/2}\| \cdot \|\mathbf{S}_{\setminus i}^{-1/2} \mathbf{x}_{/w^2\beta, i}\|}{1 + \mathbf{x}_{/w^2\beta, i}^\top \mathbf{S}_{\setminus i}^{-1} \mathbf{x}_{/w^2\beta, i}} \\
&\leq \|\mathbf{\Sigma}_{x/w}\| \cdot \sup_i \lambda \left\| \left(\mathbf{X}_{/w}^\top \mathbf{X}_{/w} + \lambda \mathbf{I} - \mathbf{x}_{/w, i} \mathbf{x}_{/w, i}^\top \right)^{-1} \right\| \cdot \sup_i \frac{1}{n} \frac{\mathbf{x}_{/w^2\beta, i}^\top \mathbf{S}_{\setminus i}^{-1} \mathbf{x}_{/w^2\beta, i}}{1 + \mathbf{x}_{/w^2\beta, i}^\top \mathbf{S}_{\setminus i}^{-1} \mathbf{x}_{/w^2\beta, i}} \\
&\leq O_p\left(\frac{1}{n}\right).
\end{aligned}$$

Similarly,

$$\begin{aligned}
& \sup_i \left| \frac{\lambda^2}{n} \operatorname{tr}(\mathbf{\Sigma}_{x/w^2\beta} \mathbf{S}_{\setminus i}^{-2}) - \frac{\lambda^2}{n} \operatorname{tr}(\mathbf{\Sigma}_{x/w^2\beta} \mathbf{S}^{-2}) \right| \\
&= \sup_i \left| \frac{\lambda^2}{n} \operatorname{tr}(\mathbf{\Sigma}_{x/w^2\beta} \mathbf{S}_{\setminus i}^{-1} (\mathbf{S}_{\setminus i}^{-1} - \mathbf{S}^{-1})) \right| + \sup_i \left| \frac{\lambda^2}{n} \operatorname{tr}(\mathbf{\Sigma}_{x/w^2\beta} (\mathbf{S}_{\setminus i}^{-1} - \mathbf{S}^{-1}) \mathbf{S}^{-1}) \right| \\
&\leq \|\mathbf{\Sigma}_{x/w}\| \cdot \|\mathbf{\Sigma}_{w\beta}\| \left(\sup_i \lambda \left\| \left(\mathbf{X}_{/w}^\top \mathbf{X}_{/w} + \lambda \mathbf{I} - \mathbf{x}_{/w, i} \mathbf{x}_{/w, i}^\top \right)^{-1} \right\| + \lambda \left\| \left(\mathbf{X}_{/w}^\top \mathbf{X}_{/w} + \lambda \mathbf{I} \right)^{-1} \right\| \right) \\
&\quad \times \sup_i \lambda \left\| \left(\mathbf{X}_{/w}^\top \mathbf{X}_{/w} + \lambda \mathbf{I} - \mathbf{x}_{/w, i} \mathbf{x}_{/w, i}^\top \right)^{-1} \right\| \cdot \sup_i \frac{1}{n} \frac{\mathbf{x}_{/w^2\beta, i}^\top \mathbf{S}_{\setminus i}^{-1} \mathbf{x}_{/w^2\beta, i}}{1 + \mathbf{x}_{/w^2\beta, i}^\top \mathbf{S}_{\setminus i}^{-1} \mathbf{x}_{/w^2\beta, i}} \\
&= O_p\left(\frac{1}{n}\right).
\end{aligned}$$

Hence, we have

$$\begin{aligned}
\frac{1}{n} \operatorname{tr}(\mathbf{S}^{-2} \mathbf{X}_{/w^2\beta}^\top \mathbf{X}_{/w^2\beta}) &\xrightarrow{P} \frac{\frac{\lambda^2}{n} \operatorname{tr}(\mathbf{\Sigma}_{x/w^2\beta} \mathbf{S}^{-2})}{\left(\lambda + \frac{\lambda}{n} \operatorname{tr}(\mathbf{\Sigma}_{x/w^2\beta} \mathbf{S}^{-1}) \right)^2} \\
&= \frac{\frac{\lambda^2}{n} \operatorname{tr}(\mathbf{\Sigma}_{x/w^2\beta} \mathbf{S}^{-2})}{\left(\lambda + \frac{\lambda}{n} \operatorname{tr}(\mathbf{D}_{x/w} (\mathbf{X}_{/w}^\top \mathbf{X}_{/w} + \lambda \mathbf{I})^{-1}) \right)^2} \\
&\xrightarrow{P} \frac{\frac{\lambda^2}{n} \operatorname{tr}(\mathbf{\Sigma}_{x/w^2\beta} \mathbf{S}^{-2})}{\left(\frac{1}{m(-\lambda)} \right)^2}, \quad \forall \lambda > -c_0,
\end{aligned} \tag{A.5}$$

where the last equality used the following known results in [LP11, DW18, XH19]:

$$\frac{\lambda}{n} \operatorname{tr}(\mathbf{\Sigma}_{x/w} (\mathbf{X}_{/w}^\top \mathbf{X}_{/w} + \lambda \mathbf{I})^{-1}) \xrightarrow{P} \frac{1}{m(-\lambda)} - \lambda.$$

Combine (A.3) and (A.5), we have

$$\text{Part 2} \xrightarrow{P} \frac{1}{m(-\lambda)} \cdot \frac{1}{n} \operatorname{tr}(\mathbf{\Sigma}_{w\beta} (\mathbf{X}_{/w}^\top \mathbf{X}_{/w} + \lambda \mathbf{I})^{-1} - \lambda \mathbf{\Sigma}_{w\beta} (\mathbf{X}_{/w}^\top \mathbf{X}_{/w} + \lambda \mathbf{I})^{-2}) \quad \forall \lambda > -c_0.$$

Our next step is to characterize $\frac{1}{n} \text{tr}(\mathbf{\Sigma}_{w\beta}(\mathbf{X}_{/w}^\top \mathbf{X}_{/w} + \lambda \mathbf{I})^{-1})$. From Theorem 1 in [RM11], for any deterministic sequence of matrices $\mathbf{\Theta}_n$ such that $\frac{1}{n} \text{tr}((\mathbf{\Theta}_n^\top \mathbf{\Theta}_n)^{1/2})$ is finite, we know that as $n, p \rightarrow \infty$,

$$\frac{1}{n} \text{tr}(\mathbf{\Theta}_n(\mathbf{X}_{/w}^\top \mathbf{X}_{/w} - z \mathbf{I})^{-1}) \xrightarrow{\text{a.s.}} \frac{1}{n} \text{tr}(\mathbf{\Theta}_n(c_n(z) \mathbf{\Sigma}_{x/w} - z \mathbf{I})^{-1}), \quad \forall z \in \mathbb{C}^+ - \mathbb{R}^+,$$

where $c_n(z)$ satisfies

$$c_n(z) = 1 - \gamma \mathbb{E} \frac{h_n c_n(z)}{h_n c_n(z) - z},$$

and h_n follows the empirical distribution of $\mathbf{D}_{x/w}$. Hence, it is clear that $c_n(z) \rightarrow -zm(z)$ for all $z \in \mathbb{C}^+ - \mathbb{R}^+$ due to (4.2) and the dominated convergence theorem. Now let $\mathbf{\Theta}_n = \mathbf{\Sigma}_{w\beta}$. Since $\mathbf{\Sigma}_{w\beta}$ is a positive semi-definite matrix, we have

$$\frac{1}{n} \text{tr}((\mathbf{\Sigma}_{w\beta}^\top \mathbf{\Sigma}_{w\beta})^{1/2}) = \frac{1}{n} \text{tr}(\mathbf{\Sigma}_{w\beta}) \leq \frac{d}{n} c_u < \infty.$$

Therefore, applying Theorem 1 in [RM11] yields

$$\begin{aligned} \frac{1}{n} \text{tr}(\mathbf{\Sigma}_{w\beta}(\mathbf{X}_{/w}^\top \mathbf{X}_{/w} - z \mathbf{I})^{-1}) &\xrightarrow{\text{a.s.}} \frac{1}{n} \text{tr}(\mathbf{\Sigma}_{w\beta}(-zm(z) \cdot \mathbf{\Sigma}_{x/w} - z \mathbf{I})^{-1}) \\ &= \frac{1}{n} \text{tr}(\mathbf{U}_{x/w} \mathbf{\Sigma}_{w\beta} \mathbf{U}_{x/w}^\top (-zm(z) \cdot \mathbf{D}_{x/w} - z \mathbf{I})^{-1}) \\ &= \frac{1}{-zn} \sum_{i=1}^d \frac{d_{w\beta,i}}{d_{x/w,i} m(z) + 1}, \quad \forall z \in \mathbb{C}^+ - \mathbb{R}^+. \end{aligned}$$

From Assumption 1 and dominated convergence theorem, we have

$$\frac{\lambda}{n} \text{tr}(\mathbf{\Sigma}_{w\beta}(\mathbf{X}_{/w}^\top \mathbf{X}_{/w} + \lambda \mathbf{I})^{-1}) \xrightarrow{\text{a.s.}} \gamma \mathbb{E} \frac{g}{h \cdot m(-\lambda) + 1}, \quad \forall -\lambda \in \mathbb{C}^+ - \mathbb{R}^+. \quad (\text{A.6})$$

Note that both $\mathbf{\Sigma}_{w\beta}$ and $(\mathbf{X}_{/w}^\top \mathbf{X}_{/w} + \lambda \mathbf{I})^{-1}$ are positive semi-definite matrices, and thus

$$\begin{aligned} \frac{\lambda}{n} \text{tr}(\mathbf{\Sigma}_{w\beta}(\mathbf{X}_{/w}^\top \mathbf{X}_{/w} + \lambda \mathbf{I})^{-1}) &\leq \lambda \left\| (\mathbf{X}_{/w}^\top \mathbf{X}_{/w} + \lambda \mathbf{I})^{-1} \right\| \cdot \frac{1}{n} \text{tr}(\mathbf{\Sigma}_{w\beta}) \\ &\leq \lambda \left\| (\mathbf{X}_{/w}^\top \mathbf{X}_{/w} + \lambda \mathbf{I})^{-1} \right\| \cdot \frac{d}{n} c_u. \end{aligned}$$

Hence $\frac{\lambda}{n} \text{tr}(\mathbf{\Sigma}_{w\beta}(\mathbf{X}_{/w}^\top \mathbf{X}_{/w} + \lambda \mathbf{I})^{-1})$ is bounded on $\lambda > -c_0$; by the dominated convergence theorem, we can extend (A.6) to $\lambda > -c_0$ and conclude that

$$\frac{\lambda}{n} \text{tr}(\mathbf{\Sigma}_{w\beta}(\mathbf{X}_{/w}^\top \mathbf{X}_{/w} + \lambda \mathbf{I})^{-1}) \xrightarrow{\text{a.s.}} \gamma \mathbb{E} \frac{g}{h \cdot m(-\lambda) + 1}, \quad \forall \lambda > -c_0.$$

It is straightforward to check $\frac{1}{n} \text{tr}(\mathbf{\Sigma}_{w\beta}(\mathbf{X}_{/w}^\top \mathbf{X}_{/w} + \lambda \mathbf{I})^{-2})$ is bounded as well. With arguments similar to [DW18] and [HMRT19], we have

$$\frac{1}{n} \text{tr}(\mathbf{\Sigma}_{w\beta}(\mathbf{X}_{/w}^\top \mathbf{X}_{/w} + \lambda \mathbf{I})^{-2}) = -\frac{\partial \frac{1}{n} \text{tr}(\mathbf{\Sigma}_{w\beta}(\mathbf{X}_{/w}^\top \mathbf{X}_{/w} + \lambda \mathbf{I})^{-1})}{\partial \lambda}.$$

We therefore arrive at the desired result

$$\frac{\lambda}{n} \text{tr}(\mathbf{\Sigma}_{w\beta}(\mathbf{X}_{/w}^\top \mathbf{X}_{/w} + \lambda \mathbf{I})^{-2}) \xrightarrow{\text{a.s.}} \frac{\gamma}{\lambda} \mathbb{E} \frac{g}{h \cdot m(-\lambda) + 1} - \gamma \mathbb{E} \frac{g \cdot m'(-\lambda)}{(h \cdot m(-\lambda) + 1)^2}.$$

Combining the above calculations, we know (A.2) holds when $\Sigma_{w\beta}$ is invertible. Finally, we extend (A.2) to the case when $\Sigma_{w\beta}$ is not invertible. For any $\epsilon > 0$, we let $\Sigma_{w\beta}^\epsilon = \Sigma_{w\beta} + \epsilon \mathbf{I}$. Then, from the above analysis, we have

$$\frac{\lambda^2}{n} \text{tr} \left(\Sigma_{x/w} \left(\mathbf{X}_{/w}^\top \mathbf{X}_{/w} + \lambda \mathbf{I} \right)^{-1} \Sigma_{w\beta}^\epsilon \left(\mathbf{X}_{/w}^\top \mathbf{X}_{/w} + \lambda \mathbf{I} \right)^{-1} \right) \xrightarrow{\text{a.s.}} \frac{m'(-\lambda)}{m^2(-\lambda)} \cdot \gamma \mathbb{E} \frac{(g + \epsilon)h}{(h \cdot m(-\lambda) + 1)^2}.$$

Note that the LHS of above equation is decreasing as ϵ decreases to 0 and the RHS of above equation is always bounded for any $\epsilon < 1$. Hence by the dominated convergence theorem, we know that (A.2) holds for non-invertible $\Sigma_{w\beta}$ as well.

A.2 Proof of Corollary 3

We only provide the proof for the overparameterized regime when $\theta\gamma > 1$, because the calculation is straightforward when $\theta\gamma < 1$ (see [XH19]). Since h has continuous strictly increasing quantile function Q_h , we know that the $1 - \theta$ quantile of $\mathbf{d}_{x/w}$ (which is the threshold of top θp elements of $\mathbf{d}_{x/w}$) converges to $Q_h(1 - \theta)$. Therefore, the empirical distribution of the top θp elements of $\mathbf{d}_{x/w}$ and the corresponding $\mathbf{d}_{w\beta}$ jointly converges to the conditional distribution of (h, g) given $h \geq Q_h(1 - \theta)$. Hence, we can apply Theorem 1 and obtain that

$$\tilde{\mathbb{E}}(\tilde{y} - \tilde{x}\hat{\beta}_\theta)^2 \xrightarrow{P} \frac{m'_\theta(0)}{m_\theta^2(0)} \cdot \left(\gamma \theta \mathbb{E} \left[\frac{gh}{(h \cdot m_\theta(0) + 1)^2} \middle| h \geq Q_h(1 - \theta) \right] + \gamma \mathbb{E} gh \mathbb{I}_{h < Q_h(1 - \theta)} + \tilde{\sigma}^2 \right).$$

Here the extra term $\gamma \mathbb{E} gh \mathbb{I}_{h < Q_h(1 - \theta)}$ comes from the “misspecification” by dropping the small $(1 - \theta)p$ number of eigenvalues, and $m_\theta(z)$ should satisfy that

$$-z = \frac{1}{m_\theta(z)} - \gamma \theta \mathbb{E} \left[\frac{h}{1 + h \cdot m_\theta(z)} \middle| h \geq Q_h(1 - \theta) \right].$$

By replacing the conditional expectation with the normal expectation, we complete the calculation of the asymptotic prediction risk in Corollary 3.

Next, when $\mathbb{E}[g|h]$ is a decreasing function of h and h has continuous p.d.f. denoted by $f(h)$ (in this proof), we show that the asymptotic prediction risk $\frac{m'_\theta(0)}{m_\theta^2(0)} \cdot \left(\gamma \mathbb{E} \left[\frac{gh}{(h_\theta m_\theta + 1)^2} \right] + \tilde{\sigma}^2 \right) \triangleq R_\theta$ is a decreasing function of θ . Let q_θ and m_θ be the shorthand for $Q_h(1 - \theta)$ and $m_\theta(0)$ respectively. Because Q_h is a strictly increasing continuous function and h has continuous p.d.f., we know that $\frac{\partial q_\theta}{\partial \theta}$ exists and is negative. Hence, by the chain rule, we only need to show that $\frac{\partial R_\theta}{\partial q_\theta} > 0$, which is equivalent to

$$\begin{aligned} 0 < & \left(-\frac{\mathbb{E}[g|h]hf(h)}{(hm_\theta + 1)^2} \Big|_{h=q_\theta} + \mathbb{E}[g|h]hf(h) \Big|_{h=q_\theta} - 2\mathbb{E} \frac{gh_\theta^2}{(h_\theta m_\theta + 1)^3} \cdot \frac{\partial m_\theta}{\partial q_\theta} \right) \mathbb{E} \frac{h_\theta m_\theta}{(h_\theta m_\theta + 1)^2} \\ & - \left(\mathbb{E} \frac{gh}{(h_\theta m_\theta + 1)^2} + \tilde{\sigma}^2 \right) \left(\frac{h^2 m_\theta^2 f(h)}{(hm_\theta + 1)^2} \Big|_{h=q_\theta} - 2\mathbb{E} \frac{h_\theta^2 m_\theta}{(h_\theta m_\theta + 1)^3} \cdot \frac{\partial m_\theta}{\partial q_\theta} \right), \end{aligned} \quad (\text{A.7})$$

where we use the fact that

$$\frac{m'_\theta(0)}{m_\theta^2(0)} = \left(1 - \gamma \mathbb{E} \left(\frac{h_\theta m_\theta}{h_\theta m_\theta + 1} \right)^2 \right)^{-1} \quad \text{and} \quad 1 = \gamma \mathbb{E} \frac{h_\theta m_\theta}{1 + h_\theta m_\theta}.$$

We simplify the RHS of (A.7) by breaking it into three parts:

$$\begin{aligned} \text{RHS of (A.7)} &= \underbrace{\left(\mathbb{E}[g|h]f(h) \frac{h^2 m_\theta^2 (2 + hm_\theta)}{(hm_\theta + 1)^2} \Big|_{h=q_\theta} \right) \mathbb{E} \frac{h_\theta}{(h_\theta m_\theta + 1)^2} - \left(\frac{h^2 m_\theta^2 f(h)}{(hm_\theta + 1)^2} \Big|_{h=q_\theta} \right) \mathbb{E} \frac{h_\theta}{(h_\theta m_\theta + 1)^2}}_{\text{part (i)}} \\ &+ \underbrace{\frac{2}{m_\theta^2} \frac{\partial m_\theta}{\partial q_\theta} \cdot \left(\mathbb{E} \frac{h_\theta^2 m_\theta^2}{(h_\theta m_\theta + 1)^3} \mathbb{E} \frac{gh_\theta m_\theta}{(h_\theta m_\theta + 1)^2} - \mathbb{E} \frac{gh_\theta^2 m_\theta^2}{(h_\theta m_\theta + 1)^3} \mathbb{E} \frac{h_\theta m_\theta}{(h_\theta m_\theta + 1)^2} \right)}_{\text{part (ii)}} \end{aligned}$$

$$+ \underbrace{\left(\mathbb{E} g h \mathbb{I}_{h < q_\theta} + \tilde{\sigma}^2 \right) \left(2 \mathbb{E} \frac{h_\theta^2 m_\theta}{(h_\theta m_\theta + 1)^3} \cdot \frac{\partial m_\theta}{\partial q_\theta} - \frac{h^2 m_\theta^2 f(h)}{(h m_\theta + 1)^2} \Big|_{h=q_\theta} \right)}_{\text{part (iii)}} \quad (\text{A.8})$$

To show part (i) is positive, note that since $\mathbb{E}[g|h]$ is a decreasing function of h , we have

$$\mathbb{E} \frac{\mathbb{E}[g|h] h_\theta}{(h_\theta m_\theta + 1)^2} \leq \mathbb{E}[g|h] \Big|_{h=q_\theta} \cdot \mathbb{E} \frac{h_\theta}{(h_\theta m_\theta + 1)^2},$$

Therefore,

$$\text{part (i)} \geq \mathbb{E}[g|h] \Big|_{h=q_\theta} \cdot \mathbb{E} \frac{h_\theta}{(h_\theta m_\theta + 1)^2} \cdot \left(\frac{h^2 m_\theta^2 f(h)}{(h m_\theta + 1)^2} \Big|_{h=q_\theta} \right)$$

Hence part (i) is positive because $q_\theta < \sup h$.

To show that part (ii) is non-negative, observe that by taking derivatives with respect to q_θ on both sides of $1 = \gamma \mathbb{E} \frac{h_\theta m_\theta}{h_\theta m_\theta + 1}$, we have

$$\mathbb{E} \frac{h_\theta}{(h_\theta m_\theta + 1)^2} \cdot \frac{\partial m_\theta}{\partial q_\theta} = \frac{h m_\theta f(h)}{h m_\theta + 1} \Big|_{h=q_\theta}. \quad (\text{A.9})$$

Hence, we know that $\frac{\partial m_\theta}{\partial q_\theta} > 0$. What remains is to show that

$$\mathbb{E} \frac{h_\theta^2 m_\theta^3}{(h_\theta m_\theta + 1)^2} \mathbb{E} \frac{\mathbb{E}[g|h] h_\theta m_\theta}{(h_\theta m_\theta + 1)^2} \geq \mathbb{E} \frac{\mathbb{E}[g|h] h_\theta^2 m_\theta^2}{(h_\theta m_\theta + 1)^3} \mathbb{E} \frac{h_\theta m_\theta}{(h_\theta m_\theta + 1)^2}. \quad (\text{A.10})$$

Denote the probability measure of h as μ and let $\tilde{\mu}$ be the new measure of $h_\theta m_\theta \mu \cdot [(h_\theta m_\theta + 1)^2 \mathbb{E} \frac{h_\theta m_\theta}{(h_\theta m_\theta + 1)^2}]^{-1}$. Let \tilde{h} be a random variable following the new measure $\tilde{\mu}$ and $\tilde{h}_\theta = \tilde{h} \mathbb{I}_{\tilde{h} \geq q_\theta}$. Then since $\frac{\tilde{h}_\theta m_\theta}{\tilde{h}_\theta m_\theta + 1}$ is an increasing function of \tilde{h} and $\mathbb{E}[g|h = \tilde{h}]$ is a decreasing function of \tilde{h} , we have

$$\mathbb{E} \frac{\tilde{h}_\theta m_\theta}{\tilde{h}_\theta m_\theta + 1} \cdot \mathbb{E} \left(\mathbb{E}[g|h = \tilde{h}] \right) \geq \mathbb{E} \frac{\tilde{h}_\theta m_\theta \mathbb{E}[g|h = \tilde{h}]}{\tilde{h}_\theta m_\theta + 1}.$$

We then change \tilde{h} back to h and obtain that (A.10) holds. We therefore conclude that part (ii) is non-negative.

To show that part (iii) is non-negative, we only need to confirm that

$$2 \mathbb{E} \frac{h_\theta^2 m_\theta}{(h_\theta m_\theta + 1)^3} \cdot \frac{\partial m_\theta}{\partial q_\theta} \geq \frac{h^2 m_\theta^2 f(h)}{(h m_\theta + 1)^2} \Big|_{h=q_\theta}$$

From (A.9), this is equivalent to

$$2 \mathbb{E} \frac{h_\theta^2 m_\theta}{(h_\theta m_\theta + 1)^3} \cdot \frac{h m_\theta f(h)}{h m_\theta + 1} \Big|_{h=q_\theta} \geq \frac{h^2 m_\theta^2 f(h)}{(h m_\theta + 1)^2} \Big|_{h=q_\theta} \cdot \mathbb{E} \frac{h_\theta}{(h_\theta m_\theta + 1)^2},$$

which is then equivalent to

$$2 \mathbb{E} \frac{h_\theta^2}{(h_\theta m_\theta + 1)^3} \geq \frac{h}{(h m_\theta + 1)} \Big|_{h=q_\theta} \cdot \mathbb{E} \frac{h_\theta}{(h_\theta m_\theta + 1)^2}.$$

The above equation clearly holds because $\frac{h}{h m_\theta + 1}$ is an increasing function of h .

The proof of Corollary 3 is completed by combining the above calculations.

B Proofs omitted in Section 5

B.1 Optimal λ_{opt} for simple cases

When $h \stackrel{\text{a.s.}}{=} c$, then $\zeta = h \cdot m(-\lambda)$ is a single point mass at $c \cdot m(-\lambda)$. Thus (5.1) achieves 0 is equivalent to

$$\mathbb{E}[g] \cdot \left(1 - \gamma \frac{\zeta^2}{(1 + \zeta)^2}\right) - \gamma \frac{\zeta}{(1 + \zeta)^2} \mathbb{E}[g] - \tilde{\sigma}^2 m(-\lambda) = 0.$$

which is also equivalent to

$$\frac{\mathbb{E}[g]}{\tilde{\sigma}^2} \left(1 - \gamma \frac{\zeta}{(1 + \zeta)}\right) = m(-\lambda). \quad (\text{B.1})$$

Note that (4.2) is now simplified to

$$1 = \lambda m(-\lambda) + \gamma \frac{\zeta}{1 + \zeta}.$$

Furthermore, under Assumption 1, the SNR can be simplified to

$$\xi = \frac{c \mathbb{E}[g]}{\tilde{\sigma}^2}.$$

Plug the above calculations into (B.1), we have

$$\lambda_{\text{opt}} = \frac{\tilde{\sigma}^2}{\mathbb{E}[g]} = \frac{c}{\xi}.$$

On the other hand, when $g \stackrel{\text{a.s.}}{=} c$, then (5.1) achieves 0 is equivalent to

$$c \mathbb{E} \frac{\zeta^2}{(1 + \zeta)^3} \cdot \left(1 - \gamma \mathbb{E} \frac{\zeta^2}{(1 + \zeta)^2}\right) - c \gamma \mathbb{E} \frac{\zeta^2}{(1 + \zeta)^3} \mathbb{E} \frac{\zeta}{(1 + \zeta)^2} - \tilde{\sigma}^2 m(-\lambda) \mathbb{E} \frac{\zeta^2}{(1 + \zeta)^3} = 0,$$

which is equivalent to

$$c \left(1 - \gamma \mathbb{E} \frac{\zeta}{1 + \zeta}\right) - \tilde{\sigma}^2 m(-\lambda) = 0.$$

Plug (4.2) in above equation, we recover

$$\lambda_{\text{opt}} = \frac{\tilde{\sigma}^2}{c}.$$

Finally when $\mathbb{E}[g|h] \stackrel{\text{a.s.}}{=} \mathbb{E}g$, then (5.1) achieving 0 is equivalent to

$$\mathbb{E}g \cdot \mathbb{E} \frac{\zeta^2}{(1 + \zeta)^3} \cdot \left(1 - \gamma \mathbb{E} \frac{\zeta^2}{(1 + \zeta)^2}\right) - \mathbb{E}g \cdot \gamma \mathbb{E} \frac{\zeta^2}{(1 + \zeta)^3} \mathbb{E} \frac{\zeta}{(1 + \zeta)^2} - \tilde{\sigma}^2 m(-\lambda) \mathbb{E} \frac{\zeta^2}{(1 + \zeta)^3} = 0,$$

which is equivalent to

$$\mathbb{E}g \cdot \left(1 - \gamma \mathbb{E} \frac{\zeta}{1 + \zeta}\right) - \tilde{\sigma}^2 m(-\lambda) = 0.$$

Plug (4.2) in above equation yields the desired result

$$\lambda_{\text{opt}} = \frac{\tilde{\sigma}^2}{\mathbb{E}[g]}.$$

B.2 Proof of Theorem 4

Let $\zeta = h \cdot m(-\lambda)$. Taking derivatives of (4.3) with respect to λ on both sides, we have

$$m''(-\lambda) = 2 \frac{1 - \gamma \mathbb{E} \frac{\zeta^3}{(1+\zeta)^3}}{1 - \gamma \mathbb{E} \frac{\zeta^2}{(1+\zeta)^2}} \cdot \frac{(m'(-\lambda))^2}{m(-\lambda)}. \quad (\text{B.2})$$

Also, rearranging (4.2) and (4.3) yields

$$\lambda m(-\lambda) = 1 - \gamma \mathbb{E} \frac{\zeta}{1+\zeta}, \quad (\text{B.3})$$

$$m'(-\lambda) = \left(1 - \gamma \mathbb{E} \frac{\zeta^2}{(\zeta+1)^2}\right)^{-1} m^2(-\lambda). \quad (\text{B.4})$$

By (B.2)-(B.4), we have

$$\begin{aligned} \frac{d \frac{m'(-\lambda)}{m^2(-\lambda)}}{d\lambda} &= \frac{-m''(-\lambda)m(-\lambda) + 2(m'(-\lambda))^2}{m^3(-\lambda)} \\ &= -\frac{2\gamma(m'(-\lambda))^2}{m^3(-\lambda)} \cdot \frac{1}{1 - \gamma \mathbb{E} \frac{\zeta^2}{(1+\zeta)^2}} \cdot \mathbb{E} \frac{\zeta^2}{(1+\zeta)^3}. \end{aligned} \quad (\text{B.5})$$

Hence with (B.5), it is straightforward to obtain (5.1). In addition, note that $m(-\lambda), m'(-\lambda) > 0$ for all $\lambda > -c_0$. Therefore, from (B.4), we know that $1 - \gamma \mathbb{E} \frac{\zeta^2}{(1+\zeta)^2} > 0$ and thus Part 3 is always negative for all $\lambda > -c_0$.

Next, we analyze the sign of Part 4. Note that

$$\begin{aligned} \text{Part 4} \geq 0 &\Leftrightarrow \left(\frac{1}{\gamma} - \mathbb{E} \frac{\zeta^2}{(1+\zeta)^2}\right) \mathbb{E} \frac{gh\zeta}{(\zeta+1)^3} \geq \mathbb{E} \frac{\zeta^2}{(1+\zeta)^3} \mathbb{E} \frac{gh}{(1+\zeta)^2} \\ &\Leftrightarrow \left(\frac{\lambda m(-\lambda)}{\gamma} + \mathbb{E} \frac{\zeta}{(1+\zeta)^2}\right) \mathbb{E} \frac{g\zeta^2}{(\zeta+1)^3} \geq \mathbb{E} \frac{\zeta^2}{(1+\zeta)^3} \mathbb{E} \frac{g\zeta}{(1+\zeta)^2}, \end{aligned} \quad (\text{B.6})$$

where the last equivalence holds due to (B.3) and $m(-\lambda) > 0$ for all $\lambda > -c_0$. Denote the probability measure of h as $\mu(h)$. We introduce a new probability measure $\tilde{\mu}(h) = \frac{\zeta \mu(h)}{(1+\zeta)^2 \mathbb{E} \frac{\zeta}{(1+\zeta)^2}}$. Let \tilde{h} follow this new measure $\tilde{\mu}$ and $\tilde{\zeta} = \tilde{h} \cdot m(-\lambda)$. In addition define $f(h) = \mathbb{E}[g|h]$.

- When $\mathbb{E}[g|h] = f(h)$ is an increasing function of h , then for any fixed $m(-\lambda) > 0$, we have

$$\mathbb{E} \frac{f(\tilde{h})\tilde{\zeta}}{1+\tilde{\zeta}} \geq \mathbb{E} \frac{\tilde{\zeta}}{1+\tilde{\zeta}} \mathbb{E} f(\tilde{h}),$$

because both $\frac{\tilde{\zeta}}{1+\tilde{\zeta}}$ and $f(\tilde{h})$ are increasing function of \tilde{h} . Then we change \tilde{h} back to h and obtain

$$\mathbb{E} \frac{\mathbb{E}[g|h]\zeta^2}{(\zeta+1)^3} \mathbb{E} \frac{\zeta}{(\zeta+1)^2} \geq \mathbb{E} \frac{\zeta^2}{(1+\zeta)^3} \mathbb{E} \frac{\mathbb{E}[g|h]\zeta}{(\zeta+1)^2}.$$

Hence, for all $\lambda > 0$, we know that Part 4 is positive; at $\lambda = 0$, Part 4 is non-negative. Moreover, the equality in above equation is only achieved when $\mathbb{E}[g|h]$ is constant almost surely or h is constant almost surely, which is equivalent to $\mathbb{E}[g|h] \stackrel{\text{a.s.}}{=} \mathbb{E}[g]$. Hence, Part 4 is 0 at $\lambda = 0$ only when $\mathbb{E}[g|h] \stackrel{\text{a.s.}}{=} \mathbb{E}[g]$.

- When $\mathbb{E}[g|h] = f(h)$ is a decreasing function of h , then for any fixed $m(-\lambda) > 0$, we have

$$\mathbb{E} \frac{f(\tilde{h})\tilde{\zeta}}{1+\tilde{\zeta}} \leq \mathbb{E} \frac{\tilde{\zeta}}{1+\tilde{\zeta}} \mathbb{E} f(\tilde{h}),$$

due to the fact that $\frac{\tilde{\zeta}}{1+\tilde{\zeta}}$ and $f(\tilde{h})$ have different monotonicity w.r.t. \tilde{h} . Replacing \tilde{h} with h , we arrive at

$$\mathbb{E} \frac{\mathbb{E}[g|h]\zeta^2}{(\zeta+1)^3} \mathbb{E} \frac{\zeta}{(\zeta+1)^2} \leq \mathbb{E} \frac{\zeta^2}{(1+\zeta)^3} \mathbb{E} \frac{\mathbb{E}[g|h]\zeta}{(\zeta+1)^2}.$$

Hence, for all $\lambda < 0$, we know that Part 4 is negative; at $\lambda = 0$, Part 4 is non-positive. Similarly, Part 4 is 0 at $\lambda = 0$ only when $\mathbb{E}[g|h] \stackrel{\text{a.s.}}{=} \mathbb{E}[g]$.

This completes the proof of Theorem 4.

B.3 Proof of Proposition 5

From the proof of Theorem 4 in Appendix B.2, we know that to obtain $\lambda_{\text{opt}} < 0$, it is sufficient to show

$$\mathbb{E} \frac{gh\zeta}{(1+\zeta)^3} \mathbb{E} \frac{\zeta}{(1+\zeta)^2} - \mathbb{E} \frac{\zeta^2}{(1+\zeta)^3} \mathbb{E} \frac{gh}{(1+\zeta)^2} - \frac{\tilde{\sigma}^2}{\gamma} \mathbb{E} \frac{\zeta^2}{(1+\zeta)^3} > 0.$$

With the distribution assumption on (h, g) , this is equivalent to the following

$$\gamma q(1-q) \frac{(h_1-1)(g_1-1)h_1m^2}{(1+m)^3(1+h_1m)^3} > \tilde{\sigma}^2 \left((1-q) \frac{m^2}{(1+m)^3} + q \frac{h_1^2m^2}{(1+h_1m)^3} \right),$$

where $m = m(0)$ satisfies that

$$1 = \gamma \left((1-q) \frac{m}{1+m} + q \frac{h_1m}{h_1m+1} \right). \quad (\text{B.7})$$

This gives the following upper bound for $\tilde{\sigma}^2$:

$$\tilde{\sigma}^2 < \gamma q(1-q) \frac{(h_1-1)(g_1-1)h_1}{(1-q)(1+h_1m)^3 + qh_1^2(1+m)^3}. \quad (\text{B.8})$$

To provide a more intuitive result, we remove m from (B.8). Note that from (B.7), we can derive the following straightforward upper bound for m :

$$m \leq \max \left(\frac{1}{h_1(\gamma q - 1)}, \frac{1}{\gamma - 1} \right),$$

which we plug in (B.8) and obtain

$$\tilde{\sigma}^2 < \gamma q(1-q) \max \left(\frac{(h_1-1)(g_1-1)h_1}{(1-q) \left(\frac{\gamma q}{\gamma q - 1} \right)^3 + qh_1^2 \left(\frac{\gamma}{\gamma - 1} \right)^3}, \frac{(h_1-1)(g_1-1)h_1(\gamma - 1)^3}{(1-q)(h_1 + \gamma - 1)^3 + qh_1^2\gamma^3} \right).$$

B.4 Proof of Proposition 6

Note that (3.1) holds for $\gamma < 1$ as well. It is clear that the bias term is non-negative and is strictly positive when $\lambda \neq 0$. Hence, we know the bias achieve its minimum only at $\lambda = 0$. We therefore only need to demonstrate that the variance term converges to a decreasing function of λ for $\lambda > -c_0$.

Let $s(z)$ be the Stieltjes transform of the limiting distribution of the eigenvalues of $\mathbf{X}_{/w}^\top \mathbf{X}_{/w}$, then we have $s(-\lambda)$ satisfying

$$s(-\lambda) = \mathbb{E} \frac{1}{h(1 - \gamma + \gamma \lambda s(-\lambda)) + \lambda}. \quad (\text{B.9})$$

In addition, from the Marchenko-Pastur law, the minimal eigenvalue of $\mathbf{X}_{/w}^\top \mathbf{X}_{/w}$ is bounded by $\inf_{v \in [c_l, c_u]} h \cdot (1 - \sqrt{\gamma})^2$. Hence, when $\gamma < 1$, for all $\lambda > -c_0$, we know that $s(-\lambda)$ is well defined and positive. Observe that for all $\lambda \neq 0$, $m(-\lambda)$ and $s(-\lambda)$ satisfies the following relation

$$m(-\lambda) = \frac{1 - \gamma}{\lambda} + \gamma s(-\lambda). \quad (\text{B.10})$$

Therefore from the proof of Theorem 1, we have the exact same expression of Part 1 for $\gamma < 1$ and $\lambda \neq 0$:

$$\text{Part 1} \xrightarrow{\text{P}} \tilde{\sigma}^2 \frac{m'(-\lambda)}{m^2(-\lambda)} \quad \forall \lambda > -c_0, \lambda \neq 0.$$

When $\lambda = 0$, we should replace $m(-\lambda)$ by $s(-\lambda)$ using (B.10). Since Part 1 is a continuous function of λ , we only need to focus on $\lambda \neq 0$ and show the following equation for all $\lambda > -c_0$ and $\lambda \neq 0$:

$$-\frac{2\gamma(m'(-\lambda))^2}{m^3(-\lambda)} \tilde{\sigma}^2 \frac{\mathbb{E} \frac{\zeta^2}{(1+\zeta)^3}}{1 - \gamma \mathbb{E} \frac{\zeta^2}{(1+\zeta)^2}} < 0. \quad (\text{B.11})$$

Although we have proved (B.11) for the case $\gamma > 1$ in Appendix B.2, we used the fact that $m(-\lambda) > 0$ which is not guaranteed when $\gamma < 1$. In fact, only $s(z)$ and its any order derivatives are guaranteed to be positive on $z < c_0$, and $m(-\lambda)$ can be negative. Hence, we need to rederive (B.11) for $\gamma < 1$. From (B.5) and (B.4), what is left to be shown is that

$$\frac{m'(-\lambda)}{m(-\lambda)} \cdot \mathbb{E} \frac{\zeta^2}{(1+\zeta)^3} = m'(-\lambda) \cdot \mathbb{E} \frac{h^2 \cdot m(-\lambda)}{(1+h \cdot m(-\lambda))^3} > 0, \quad \forall \lambda > -c_0, \lambda \neq 0. \quad (\text{B.12})$$

By taking derivatives on both sides of (B.10) and from $s'(-\lambda) > 0$, we have

$$m'(-\lambda) - \frac{1 - \gamma}{\lambda^2} = \gamma s'(-\lambda) > 0.$$

We therefore have $m'(-\lambda) > 0$ and (B.12) clearly holds when $m(-\lambda) > 0$. Since $\lambda > 0$ implies $m(-\lambda) > 0$ due to (B.10), we only need to show (B.12) when $\lambda < 0$ and $m(-\lambda) < 0$. We claim that when $\lambda < 0$ and $m(-\lambda) < 0$, $1 + h \cdot m(-\lambda) < 0$ holds almost surely, and thus (B.12) is true due to

$$m(-\lambda) < 0 \quad \text{and} \quad \mathbb{E} \frac{h^2}{(1+h \cdot m(-\lambda))^3} < 0.$$

We use contradiction to prove the claim. Suppose there exists $c_v > \inf h \triangleq c_h$ such that $1 + h \cdot m(-\lambda) > 0$ for all $h < c_v$ and the probability of $h < c_v$ is positive. Then let $c_m = -m(-\lambda)^{-1}$, we have $c_m > c_v > c_h > 0$. Furthermore, from (B.3) and definition of c_0 , we have

$$-c_h(1 - \sqrt{\gamma})^2 = -c_0 < \lambda = -c_m - \gamma \mathbb{E} \frac{h}{h \cdot m(-\lambda) + 1} \leq -c_m + \gamma \mathbb{E} \frac{h \cdot c_m}{h - c_m} \mathbb{I}_{h > c_m}.$$

Therefore, we have

$$\mathbb{E} \frac{h}{h - c_m} \mathbb{I}_{h > c_m} > \frac{1}{\gamma} \left(1 - \frac{c_h}{c_m} (1 - \sqrt{\gamma})^2 \right) > \frac{2 - \sqrt{\gamma}}{\sqrt{\gamma}} > 0. \quad (\text{B.13})$$

On the other hand, since $m'(-\lambda) > 0$, from (B.4), we have

$$0 < \frac{1}{m^2(-\lambda)} - \gamma \mathbb{E} \frac{h^2}{(1+h \cdot m(-\lambda))^2} \leq c_m^2 - \gamma \mathbb{E} \frac{h^2 c_m^2}{(h - c_m)^2} \mathbb{I}_{h > c_m},$$

which is equivalent to

$$\frac{1}{\gamma} > \mathbb{E} \left(\frac{h}{h - c_m} \mathbb{I}_{h > c_m} \right)^2.$$

However, from (B.13) and Jensen's inequality, we have

$$\mathbb{E} \left(\frac{h}{h - c_m} \mathbb{I}_{h > c_m} \right)^2 > \frac{(2 - \sqrt{\gamma})^2}{\gamma} > \frac{1}{\gamma}.$$

We have arrived at a contradiction and thus $1 + h m(-\lambda) < 0$ should hold almost surely when $\lambda < 0$ and $m(-\lambda) < 0$.

C Proofs omitted in Section 6

C.1 Proof of Theorem 7

We first show that $\Sigma_w = \Sigma_x^{-1}$, i.e., r being a point mass, is the optimal Σ_w for the variance term. From (B.3) and (B.4), we know the variance function $R_v(r)$ can be written as

$$R_v(r) = \tilde{\sigma}^2 \frac{1}{1 - \gamma \mathbb{E} \frac{\zeta_r^2}{(1 + \zeta_r)^2}} = \tilde{\sigma}^2 \frac{1}{\gamma \mathbb{E} \frac{\zeta_r}{(1 + \zeta_r)^2}},$$

where we define $\zeta_r = r \cdot m(0)$ in this proof. Note that $\frac{\zeta_r}{1 + \zeta_r}$ and $\frac{1}{1 + \zeta_r}$ are both monotonic function of ζ_r with different monotonicity, we thus have

$$\mathbb{E} \frac{\zeta_r}{(1 + \zeta_r)^2} \leq \mathbb{E} \frac{\zeta_r}{1 + \zeta_r} \mathbb{E} \frac{1}{1 + \zeta_r} = \frac{1}{\gamma} \left(1 - \frac{1}{\gamma}\right),$$

where the last equality holds due to (B.3). The equality is achieved only when r is a single point mass. Hence, we have

$$R_v(r) \geq \frac{\tilde{\sigma}^2}{(1 - \frac{1}{\gamma})} = \frac{\tilde{\sigma}^2 \gamma}{\gamma - 1}.$$

The minimum variance is achieved when r is a single point mass, i.e., $D_{x/w} = I$ and therefore, $\Sigma_w = \Sigma_x^{-1}$.

For the bias term, we first show that $r \stackrel{\text{a.s.}}{=} sv$, i.e., $\Sigma_w = \bar{\Sigma}_\beta^{-1}$ is the optimal choice of r for all non-negative random variable⁷. The result for $r \in \mathcal{S}_r$ immediately follows because as long as $r \in \mathcal{S}_r$, R_b remains the same when we replace v by $\mathbb{E}[v|s]$. Suppose $r \neq sv$ almost surely. Let us define $r_\alpha = \alpha \cdot sv + (1 - \alpha)r$ and consider the following bias function $R_b(\alpha)$:

$$R_b(\alpha) \triangleq \frac{m'_\alpha(0)}{m_\alpha^2(0)} \gamma \mathbb{E} \frac{sv}{(r_\alpha \cdot m_\alpha(0) + 1)^2},$$

where $m_\alpha(-\lambda), m'_\alpha(-\lambda) > 0$ satisfy that

$$\begin{aligned} \lambda &= \frac{1}{m_\alpha(-\lambda)} - \gamma \mathbb{E} \frac{r_\alpha}{1 + r_\alpha \cdot m_\alpha(-\lambda)} \\ 1 &= \left(\frac{1}{m_\alpha^2(-\lambda)} - \gamma \mathbb{E} \frac{r_\alpha^2}{(r_\alpha \cdot m_\alpha(-\lambda) + 1)^2} \right) m'_\alpha(-\lambda). \end{aligned} \quad (\text{C.1})$$

Note that $m_\alpha(z)$ is the Stieltjes transform of the limiting distribution of the eigenvalues of $\frac{1}{n} \mathbf{X}_\alpha \mathbf{X}_\alpha^\top$ where the covariance matrix of the rows of \mathbf{X}_α has its eigenvalues weakly converging to the random variable r_α . Hence $m_\alpha(0) > 0$ and $m'_\alpha(0) > 0$ are well defined.

Our goal is to show that $1 \in \text{argmin}_\alpha R_b(\alpha)$. We define $\zeta_\alpha = r_\alpha \cdot m_\alpha(0)$. Then from (4.2) and (C.1), we know that (B.3) and (B.4) hold with ζ replaced by ζ_α . Hence, we have

$$R_b(\alpha) = \frac{\gamma \mathbb{E} \frac{sv}{(\zeta_\alpha + 1)^2}}{1 - \gamma \mathbb{E} \frac{\zeta_\alpha^2}{(\zeta_\alpha + 1)^2}} = \frac{\mathbb{E} \frac{sv}{(\zeta_\alpha + 1)^2}}{\mathbb{E} \frac{\zeta_\alpha}{(\zeta_\alpha + 1)^2}},$$

where the last equality holds due to (B.3). By taking derivatives with respect to α in (B.3), we know that

$$\left. \frac{\partial m_\alpha(-\lambda)}{\partial \alpha} \right|_{\lambda=0} = - \frac{\mathbb{E} \frac{(sv-r)m_\alpha^2(-\lambda)}{(1+r_\alpha \cdot m_\alpha(-\lambda))^2}}{\mathbb{E} \frac{r_\alpha \cdot m_\alpha(-\lambda)}{(1+r_\alpha \cdot m_\alpha(-\lambda))^2}} \Big|_{\lambda=0} = - \frac{m_\alpha(0) \cdot \mathbb{E} \frac{\psi_\alpha - \zeta_\alpha}{(1+\zeta_\alpha)^2}}{(1-\alpha) \mathbb{E} \frac{\zeta_\alpha}{(1+\zeta_\alpha)^2}}, \quad (\text{C.2})$$

where $\psi_\alpha = sv \cdot m_\alpha(0)$. With (C.2), we have

$$\frac{d R_b(\alpha)}{d \alpha} \stackrel{(i)}{\propto} -2 \mathbb{E} \frac{\psi_\alpha (\psi_\alpha - \zeta_\alpha)}{(1 + \zeta_\alpha)^3} \left(\mathbb{E} \frac{\zeta_\alpha}{(1 + \zeta_\alpha)^2} \right)^2 + 2 \mathbb{E} \frac{\psi_\alpha \zeta_\alpha}{(1 + \zeta_\alpha)^3} \mathbb{E} \frac{(\psi_\alpha - \zeta_\alpha)}{(1 + \zeta_\alpha)^2} \mathbb{E} \frac{\zeta_\alpha}{(1 + \zeta_\alpha)^2}$$

⁷We do not require r being bounded away from 0 and ∞ because we focus on the function R_b directly.

$$-\mathbb{E} \frac{\zeta_\alpha}{(1+\zeta_\alpha)^2} \mathbb{E} \frac{(1-\zeta_\alpha)(\psi_\alpha - \zeta_\alpha)}{(1+\zeta_\alpha)^3} \mathbb{E} \frac{\psi_\alpha}{(1+\zeta_\alpha)^2} + \mathbb{E} \frac{(1-\zeta_\alpha)\zeta_\alpha}{(1+\zeta_\alpha)^3} \mathbb{E} \frac{\psi_\alpha - \zeta_\alpha}{(1+\zeta_\alpha)^2} \mathbb{E} \frac{\psi_\alpha}{(1+\zeta_\alpha)^2}, \quad (\text{C.3})$$

where in equation (i) we omitted the following positive multiplicative scalar:

$$\left((1-\alpha)m_\alpha(0) \left(\mathbb{E} \frac{\zeta_\alpha}{(1+\zeta_\alpha)^2} \right)^3 \right)^{-1}$$

We claim that the RHS of (C.3) is equivalent to the following

$$\underbrace{-2 \mathbb{E} \frac{(\psi_\alpha - \zeta_\alpha)^2}{(1+\zeta_\alpha)^3} \left(\mathbb{E} \frac{\zeta_\alpha}{(1+\zeta_\alpha)^2} \right)^2}_{A} - \underbrace{2 \left(\mathbb{E} \frac{\psi_\alpha - \zeta_\alpha}{(1+\zeta_\alpha)^2} \right)^2 \mathbb{E} \frac{\zeta_\alpha^2}{(1+\zeta_\alpha)^3}}_{B} + \underbrace{4 \mathbb{E} \frac{\zeta_\alpha(\psi_\alpha - \zeta_\alpha)}{(1+\zeta_\alpha)^3} \mathbb{E} \frac{\psi_\alpha - \zeta_\alpha}{(1+\zeta_\alpha)^2} \mathbb{E} \frac{\zeta_\alpha}{(1+\zeta_\alpha)^2}}_{C}. \quad (\text{C.4})$$

We apply the AM-GM inequality on the first two terms and obtain that $A + B \geq 2\sqrt{AB}$, and then apply Cauchy-Schwartz inequality on \sqrt{AB} and obtain that $\sqrt{AB} \geq C$. Hence we know $-2(A + B - 2C) \leq 0$ and the equality is achieved only when $\psi_\alpha \stackrel{\text{a.s.}}{=} \zeta_\alpha$ which implies $\alpha = 1$ or both ψ_α and ζ_α are single point mass. For the later case, we have $\frac{dR_b(\alpha)}{d\alpha} \equiv 0$ for all α and therefore $\alpha = 1$, i.e., $r \stackrel{\text{a.s.}}{=} sv$, is one of the minimum solutions. For the first case, we know $R_b(\alpha)$ is a strictly decreasing function of α and achieves its minimum at $\alpha = 1$ which is $r \stackrel{\text{a.s.}}{=} sv$. To show (C.4), we first simplify the first two terms in the RHS of (C.3).

$$\begin{aligned} & -2 \mathbb{E} \frac{\psi_\alpha(\psi_\alpha - \zeta_\alpha)}{(1+\zeta_\alpha)^3} \left(\mathbb{E} \frac{\zeta_\alpha}{(1+\zeta_\alpha)^2} \right)^2 + 2 \mathbb{E} \frac{\psi_\alpha \zeta_\alpha}{(1+\zeta_\alpha)^3} \mathbb{E} \frac{(\psi_\alpha - \zeta_\alpha)}{(1+\zeta_\alpha)^2} \mathbb{E} \frac{\zeta_\alpha}{(1+\zeta_\alpha)^2} \\ &= -2A - 2 \mathbb{E} \frac{\zeta_\alpha(\psi_\alpha - \zeta_\alpha)}{(1+\zeta_\alpha)^3} \left(\mathbb{E} \frac{\zeta_\alpha}{(1+\zeta_\alpha)^2} \right)^2 + 4C + 2 \mathbb{E} \frac{2\zeta_\alpha^2 - \psi_\alpha \zeta_\alpha}{(1+\zeta_\alpha)^3} \mathbb{E} \frac{(\psi_\alpha - \zeta_\alpha)}{(1+\zeta_\alpha)^2} \mathbb{E} \frac{\zeta_\alpha}{(1+\zeta_\alpha)^2} \\ &= -2A + 4C - 2 \mathbb{E} \frac{\zeta_\alpha(\psi_\alpha - \zeta_\alpha)}{(1+\zeta_\alpha)^3} \mathbb{E} \frac{\zeta_\alpha}{(1+\zeta_\alpha)^2} \mathbb{E} \frac{\psi_\alpha}{(1+\zeta_\alpha)^2} + 2 \mathbb{E} \frac{\zeta_\alpha^2}{(1+\zeta_\alpha)^3} \mathbb{E} \frac{(\psi_\alpha - \zeta_\alpha)}{(1+\zeta_\alpha)^2} \mathbb{E} \frac{\zeta_\alpha}{(1+\zeta_\alpha)^2} \\ &= -2A - 2B + 4C \\ & \quad - 2 \mathbb{E} \frac{\zeta_\alpha(\psi_\alpha - \zeta_\alpha)}{(1+\zeta_\alpha)^3} \mathbb{E} \frac{\zeta_\alpha}{(1+\zeta_\alpha)^2} \mathbb{E} \frac{\psi_\alpha}{(1+\zeta_\alpha)^2} + 2 \mathbb{E} \frac{\zeta_\alpha^2}{(1+\zeta_\alpha)^3} \mathbb{E} \frac{\psi_\alpha - \zeta_\alpha}{(1+\zeta_\alpha)^2} \mathbb{E} \frac{\psi_\alpha}{(1+\zeta_\alpha)^2}. \end{aligned} \quad (\text{C.5})$$

Similarly for the last two terms of (C.3),

$$\begin{aligned} & \mathbb{E} \frac{(1-\zeta_\alpha)\zeta_\alpha}{(1+\zeta_\alpha)^3} \mathbb{E} \frac{\psi_\alpha - \zeta_\alpha}{(1+\zeta_\alpha)^2} \mathbb{E} \frac{\psi_\alpha}{(1+\zeta_\alpha)^2} - \mathbb{E} \frac{\zeta_\alpha}{(1+\zeta_\alpha)^2} \mathbb{E} \frac{(1-\zeta_\alpha)(\psi_\alpha - \zeta_\alpha)}{(1+\zeta_\alpha)^3} \mathbb{E} \frac{\psi_\alpha}{(1+\zeta_\alpha)^2} \\ &= \mathbb{E} \frac{(1-\zeta_\alpha)\zeta_\alpha}{(1+\zeta_\alpha)^3} \mathbb{E} \frac{\psi_\alpha - \zeta_\alpha}{(1+\zeta_\alpha)^2} \mathbb{E} \frac{\psi_\alpha}{(1+\zeta_\alpha)^2} \\ & \quad - \mathbb{E} \frac{\zeta_\alpha}{(1+\zeta_\alpha)^2} \mathbb{E} \frac{(\psi_\alpha - \zeta_\alpha)}{(1+\zeta_\alpha)^2} \mathbb{E} \frac{\psi_\alpha}{(1+\zeta_\alpha)^2} + 2 \mathbb{E} \frac{\zeta_\alpha}{(1+\zeta_\alpha)^2} \mathbb{E} \frac{\zeta_\alpha(\psi_\alpha - \zeta_\alpha)}{(1+\zeta_\alpha)^3} \mathbb{E} \frac{\psi_\alpha}{(1+\zeta_\alpha)^2} \\ &= -2 \mathbb{E} \frac{\zeta_\alpha^2}{(1+\zeta_\alpha)^3} \mathbb{E} \frac{\psi_\alpha - \zeta_\alpha}{(1+\zeta_\alpha)^2} \mathbb{E} \frac{\psi_\alpha}{(1+\zeta_\alpha)^2} + 2 \mathbb{E} \frac{\zeta_\alpha}{(1+\zeta_\alpha)^2} \mathbb{E} \frac{\zeta_\alpha(\psi_\alpha - \zeta_\alpha)}{(1+\zeta_\alpha)^3} \mathbb{E} \frac{\psi_\alpha}{(1+\zeta_\alpha)^2}. \end{aligned} \quad (\text{C.6})$$

Combine (C.5) and (C.6), we have (C.4) holds.

C.2 Proof of Proposition 8

Since $\Sigma_w = \bar{\Sigma}_\beta^{-1}$ is the optimal choice for $\Sigma_w \in \mathcal{H}_w$, we only need to prove this proposition in the case when $\Sigma_w = (f_v(\Sigma_x))^{-1}$.

Note that the proposition holds in the regime $\theta\gamma > 1$ due to the proof of Theorem 7 and Corollary 3. When $\theta\gamma < 1$, denote the quantile functions of s and $\tilde{s} \triangleq \mathbb{E}[v|s] \cdot s$ as Q_1 and Q_2 respectively. We have

$$\begin{aligned}
\mathbb{E}[sv \cdot \mathbb{I}_{s < Q_1(1-\theta)}] &= \mathbb{E}[\mathbb{E}[v|s] \cdot s \mathbb{I}_{s < Q_1(1-\theta)}] \\
&= \mathbb{E}[\tilde{s} \mathbb{I}_{s < Q_1(1-\theta), \tilde{s} < Q_2(1-\theta)}] + \mathbb{E}[\tilde{s} \mathbb{I}_{s < Q_1(1-\theta), \tilde{s} \geq Q_2(1-\theta)}] \\
&\geq \mathbb{E}[\tilde{s} \mathbb{I}_{s < Q_1(1-\theta), \tilde{s} < Q_2(1-\theta)}] + Q_2(1-\theta) \mathbb{P}(s < Q_1(1-\theta), \tilde{s} \geq Q_2(1-\theta)) \\
&= \mathbb{E}[\tilde{s} \mathbb{I}_{s < Q_1(1-\theta), \tilde{s} < Q_2(1-\theta)}] + Q_2(1-\theta) \mathbb{P}(s \geq Q_1(1-\theta), \tilde{s} < Q_2(1-\theta)) \\
&\geq \mathbb{E}[\tilde{s} \mathbb{I}_{s < Q_1(1-\theta), \tilde{s} < Q_2(1-\theta)}] + \mathbb{E}[\tilde{s} \mathbb{I}_{s \geq Q_1(1-\theta), \tilde{s} < Q_2(1-\theta)}] \\
&= \mathbb{E}[\tilde{s} \mathbb{I}_{\tilde{s} < Q_2(1-\theta)}].
\end{aligned}$$

From Corollary 3, we know that the risk achieved by the PCR estimator is at least the same as that of a second PCR estimator where we replace (Σ_x, Σ_β) by $(\Sigma_x \Sigma_w^{-1}, \mathbf{I})$. From [XH19], the optimal risk achieved by the PCR estimate for $\theta\gamma < 1$ in the second PCR problem is worse than the full model risk $R(\mathbb{E}[v|s] \cdot s, 0)$ which is the same risks achieved by the minimum $\|\hat{\beta}\|_{\Sigma_w}$ solution. Hence we know that the minimum $\|\hat{\beta}\|_{\Sigma_w}$ solution outperforms the PCR estimate for $\theta\gamma < 1$ as well.

C.3 Proof of Theorem 9

From (B.3) and (B.4), we have the following equivalent formula for the risk function $R(r, \lambda)$:

$$R(r, \lambda) = \frac{\tilde{\sigma}^2 + \gamma \mathbb{E} \frac{sv}{(1+\zeta_r)^2}}{1 - \gamma \mathbb{E} \frac{\zeta_r^2}{(1+\zeta_r)^2}},$$

where we define $\zeta_r = r \cdot m_r(-\lambda)$ in this proof. We also know that $m_r(-\lambda)$ satisfies

$$1 = \lambda m_r(-\lambda) + \gamma \mathbb{E} \frac{\zeta_r}{1 + \zeta_r}.$$

Let us first consider $r \in \mathcal{H}_r$. The result for $r \in \mathcal{S}_r$ immediately follows because as long as $r \in \mathcal{S}_r$, $R(r, \lambda)$ remains the same when we replace v by $\mathbb{E}[v|s]$. We now apply similar proof strategy of Theorem 7 in Section C.1. Consider any $r \in \mathcal{H}_r$ with $r \neq sv$ almost surely. We define $r_\alpha = \alpha \cdot sv + (1-\alpha)r$ and consider the following risk function $R_\alpha(\lambda)$:

$$R_\alpha(\lambda) = \frac{\tilde{\sigma}^2 + \gamma \mathbb{E} \frac{sv}{(1+\zeta_\alpha(\lambda))^2}}{1 - \gamma \mathbb{E} \frac{\zeta_\alpha(\lambda)^2}{(1+\zeta_\alpha(\lambda))^2}},$$

where $\zeta_\alpha(\lambda) = r_\alpha \cdot m_\alpha(-\lambda)$, and $m_\alpha(-\lambda)$ satisfies that

$$\lambda = \frac{1}{m_\alpha(-\lambda)} - \gamma \mathbb{E} \frac{r_\alpha}{1 + r_\alpha \cdot m_\alpha(-\lambda)}$$

Note that $m_\alpha(z)$ is the Stieltjes transform of the limiting distribution of the eigenvalues of $\frac{1}{n} \mathbf{X}_\alpha \mathbf{X}_\alpha^\top$ where the covariance matrix of the rows of \mathbf{X}_α has its eigenvalues weakly converges to the random variable r_α . We define $c_\alpha = -\inf_{x \in \mathcal{K}} x > 0$, in which

$$\mathcal{K} = \text{support of the limiting distribution of the eigenvalues of } \frac{1}{n} \mathbf{X}_\alpha \mathbf{X}_\alpha^\top.$$

We know that $m_\alpha(-\lambda) \geq 0$ and $m'_\alpha(-\lambda) > 0$ for all $\lambda > c_\alpha$ and from Section 4 of [SC95], we know that

$$\lim_{\lambda \rightarrow c_\alpha^+} \gamma \mathbb{E} \frac{\zeta_\alpha^2(\lambda)}{(1 + \zeta_\alpha(\lambda))^2} = 1.$$

Furthermore, $m_\alpha(-\lambda) \rightarrow 0$ as $\lambda \rightarrow \infty$. Hence we know that $\lambda_{\text{opt}}(\alpha) = \operatorname{argmin}_\lambda R_\alpha(\lambda)$ exists⁸, and by taking derivatives with respect to λ for $R_\alpha(\lambda)$, it is clear that $\lambda_{\text{opt}}(\alpha)$ should satisfy that

$$\frac{\tilde{\sigma}^2 + \gamma \mathbb{E} \frac{sv}{(\zeta_\alpha + 1)^2}}{1 - \gamma \mathbb{E} \frac{\zeta_\alpha^2}{(1 + \zeta_\alpha)^2}} = \frac{\mathbb{E} \frac{sv \cdot \zeta_\alpha}{(1 + \zeta_\alpha)^3}}{\mathbb{E} \frac{\zeta_\alpha^2}{(1 + \zeta_\alpha)^3}}, \quad (\text{C.7})$$

where we slightly abuse the notation and use ζ_α as a shorthand for $\zeta_\alpha(\lambda_{\text{opt}}(\alpha))$. We now consider the following optimization problem:

$$\min_{\alpha} R_\alpha(\lambda_{\text{opt}}(\alpha)).$$

Our goal is to show that $1 \in \operatorname{argmin}_\alpha R_\alpha(\lambda_{\text{opt}}(\alpha))$, from which we have

$$\min_{\lambda} R_{sv}(\lambda) = R_\alpha(\lambda_{\text{opt}}(\alpha))|_{\alpha=1} \leq R_\alpha(\lambda_{\text{opt}}(\alpha))|_{\alpha=0} = \min_{\lambda} R_r(\lambda).$$

Which informs us that the optimal r for optimal weighted ridge regression is $r \stackrel{\text{a.s.}}{=} sv$.

Taking the derivatives of $R_\alpha(\lambda_{\text{opt}}(\alpha))$ with respect to α yields

$$\begin{aligned} \frac{d R_\alpha(\lambda_{\text{opt}}(\alpha))}{d \alpha} &= \frac{\partial R_\alpha(\lambda)}{\partial m_\alpha(-\lambda)} \cdot \left(\frac{\partial m_\alpha(-\lambda)}{\partial \lambda} \cdot \frac{d \lambda_{\text{opt}}(\alpha)}{d \alpha} + \frac{\partial m_\alpha(-\lambda)}{\partial \alpha} \right) \Big|_{\lambda=\lambda_{\text{opt}}(\alpha)} + \frac{\partial R_\alpha(\lambda)}{\partial \alpha} \Big|_{\lambda=\lambda_{\text{opt}}(\alpha)} \\ &\stackrel{(i)}{=} \frac{\partial R_\alpha(\lambda)}{\partial \alpha} \Big|_{\lambda=\lambda_{\text{opt}}(\alpha)} \\ &\propto -\mathbb{E} \frac{sv(\psi_\alpha - \zeta_\alpha)}{(1 + \zeta_\alpha)^3} \left(1 - \gamma \mathbb{E} \frac{\zeta_\alpha^2}{(1 + \zeta_\alpha)^2} \right) + \mathbb{E} \frac{\zeta_\alpha(\psi_\alpha - \zeta_\alpha)}{(1 + \zeta_\alpha)^3} \left(\tilde{\sigma}^2 + \gamma \mathbb{E} \frac{sv}{(\zeta_\alpha + 1)^2} \right), \end{aligned} \quad (\text{C.8})$$

where equality (i) holds due to $\frac{\partial R_\alpha(\lambda)}{\partial m_\alpha(-\lambda)} \Big|_{\lambda=\lambda_{\text{opt}}(\alpha)} = 0$, and we defined $\psi_\alpha = sv \cdot m_\alpha(-\lambda_{\text{opt}}(\alpha))$ in this proof. In addition, the multiplicative scalar omitted in the last equation is the following positive constant

$$\left(\frac{1 - \alpha}{2\gamma} \left(1 - \gamma \mathbb{E} \frac{\zeta_\alpha^2}{(1 + \zeta_\alpha)^2} \right)^2 \right)^{-1}.$$

Combining (C.7) and (C.8) yields

$$\begin{aligned} \frac{d R_\alpha(\lambda_{\text{opt}}(\alpha))}{d \alpha} \leq 0 &\Leftrightarrow \mathbb{E} \frac{\psi_\alpha \zeta_\alpha}{(1 + \zeta_\alpha)^3} \mathbb{E} \frac{\zeta_\alpha(\psi_\alpha - \zeta_\alpha)}{(1 + \zeta_\alpha)^3} \leq \mathbb{E} \frac{\psi_\alpha(\psi_\alpha - \zeta_\alpha)}{(1 + \zeta_\alpha)^3} \mathbb{E} \frac{\zeta_\alpha^2}{(1 + \zeta_\alpha)^3} \\ &\Leftrightarrow \left(\mathbb{E} \frac{\zeta_\alpha(\psi_\alpha - \zeta_\alpha)}{(1 + \zeta_\alpha)^3} \right)^2 \leq \mathbb{E} \frac{(\psi_\alpha - \zeta_\alpha)^2}{(1 + \zeta_\alpha)^3} \mathbb{E} \frac{\zeta_\alpha^2}{(1 + \zeta_\alpha)^3}. \end{aligned}$$

Where the last inequality holds for all $\alpha \leq 1$ by Cauchy-Schwartz. Therefore,

$$1 \in \operatorname{argmin}_{\alpha} R_\alpha(\lambda_{\text{opt}}(\alpha)).$$

This completes the proof of the theorem.

D Auxiliaries

D.1 Experiment Setup

We include the detailed constructions of \mathbf{d}_x and \mathbf{d}_β and figures mentioned in the main text. The values of \mathbf{d}_x and \mathbf{d}_β used in Figure 2 are constructed in the following way:

⁸As $\lambda \rightarrow \infty$, the LHS of (C.7) remains finite and the RHS of (C.7) goes to infinity. On the other hand, as $\lambda \rightarrow c_\alpha^+$, the LHS of (C.7) goes to infinity and the RHS of (C.7) remains finite.

- **Discrete to discrete:** For \mathbf{d}_x , we set each quarter of elements to be 1, 3, 5 and 7 respectively; For \mathbf{d}_β , we set one forth elements to be 8 and rest of the elements to be 1.
- **Discrete to continuous:** For \mathbf{d}_x , we set half of the elements to be 1 and rest of the elements to be 8; For \mathbf{d}_β , we i.i.d. sample from $\text{unif}([1, 8])$.
- **Continuous to continuous:** For \mathbf{d}_x , we i.i.d. sample from $\text{unif}([1, 5])$; For \mathbf{d}_β , we i.i.d. sample from random variable $a = \min(u^2 + 1, 5)$ where $u \sim \mathcal{N}(0, 1)$.
- **Continuous to discrete:** For \mathbf{d}_x , we i.i.d. sample from $\text{unif}([1, 8])$; For \mathbf{d}_β , we set half of the elements to be 1 and rest of the elements to be 7.

The values of \mathbf{d}_x and \mathbf{d}_β used in Figure 5 are constructed as:

- We construct a and b to be two independent Gaussian $\mathcal{N}(0, 1)$ random variables.
- **Left:** Let $(d_{x,i}, d_{\beta,i}) \stackrel{\text{i.i.d.}}{\sim} (s, v)$ where $s = |a| + 5$ and $v = (a + b/2)^2 + 1$. It is then straightforward to show that $f_v(s) = \mathbb{E}[v|s] = (s - 5)^2 + 5/4$. Hence, the optimal $\Sigma_w \in \mathcal{S}_w$ is $\Sigma_w = ((\Sigma_x - 5\mathbf{I})^2 + 1.25\mathbf{I})^{-1}$.
- **Right:** Let $(d_{x,i}, d_{\beta,i}) \stackrel{\text{i.i.d.}}{\sim} (s, v)$ where $s = |a|^{-1} + 2$ and $v = (a + b/2)^2 + 1$. It is then straightforward to show that $f_v(s) = \mathbb{E}[v|s] = \frac{1}{(s-2)^2} + 5/4$. Hence, the optimal $\Sigma_w \in \mathcal{S}_w$ is $\Sigma_w = ((\Sigma_x - 2\mathbf{I})^{-2} + 1.25\mathbf{I})^{-1}$.

The covariances in Figure 7 are constructed as follow (we remark that the slightly different scaling is to ensure that the resulting risk for each choice is roughly of the same magnitude to be presented in one plot):

- **Aligned:** We construct \mathbf{d}_x to be three point masses (a, b, c) with weights $(4/11, 4/11, 3/11)$, respectively. We choose $\kappa = 50$ and locate $a = 1$, $b = a/\kappa$ and $c = b/\kappa$. We set $\Sigma_\beta = 18/5 \cdot \Sigma_x$.
- **Misaligned:** We construct \mathbf{d}_x to be the same as the aligned case, and set $\Sigma_\beta = 4/9 \cdot \Sigma_x^{-1}$.
- **Other:** We construct \mathbf{d}_x and \mathbf{d}_β to be the sum of two vectors \mathbf{d}_1 and \mathbf{d}_2 , both of which consists of two point masses. \mathbf{d}_1 has its first 1/5 entries to be 1 and the rest 1/10, and \mathbf{d}_2 has its first 4/5 entries to be 1 and the rest 1/10. We set $\mathbf{d}_x = 2 \cdot \mathbf{d}_1$ and $\mathbf{d}_\beta = (\mathbf{d}_1 + \mathbf{d}_2)/3$.

D.2 Additional Figures

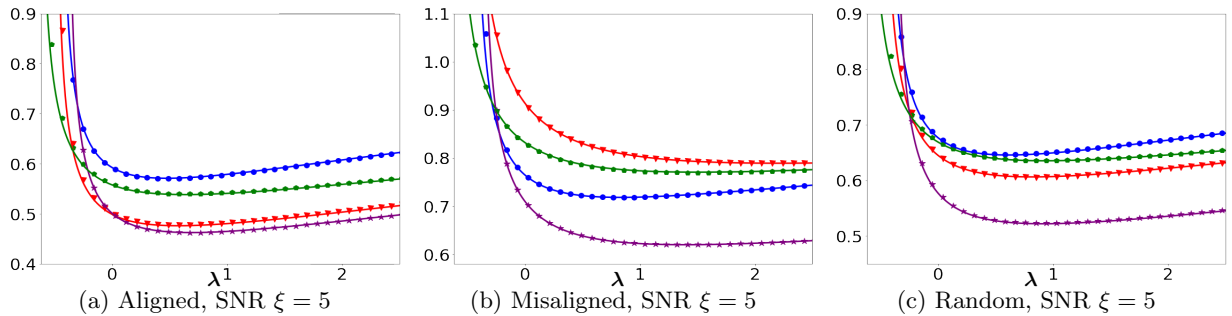


Figure 6: Finite sample prediction risk $\tilde{\mathbb{E}}(\tilde{\mathbf{y}} - \tilde{\mathbf{x}}^\top \boldsymbol{\beta}_*)^2$ (experiment) and the asymptotic risk $R(\lambda)$ (theory) against λ for standard ridge regression ($\Sigma_w = \mathbf{I}_d$) under label noise with SNR $\xi = 5$. We set $\gamma = 2$ and $(n, p) = (300, 600)$. ‘dc’ and ‘ct’ stand for discrete and continuous distribution, respectively. We write ‘aligned’ if \mathbf{d}_x and \mathbf{d}_β have the same order, ‘misaligned’ for the reverse and ‘random’ for random order. Colors indicate different combinations of \mathbf{d}_x and \mathbf{d}_β . Note that our derived risk $R(\lambda)$ matches the experimental values for all cases.

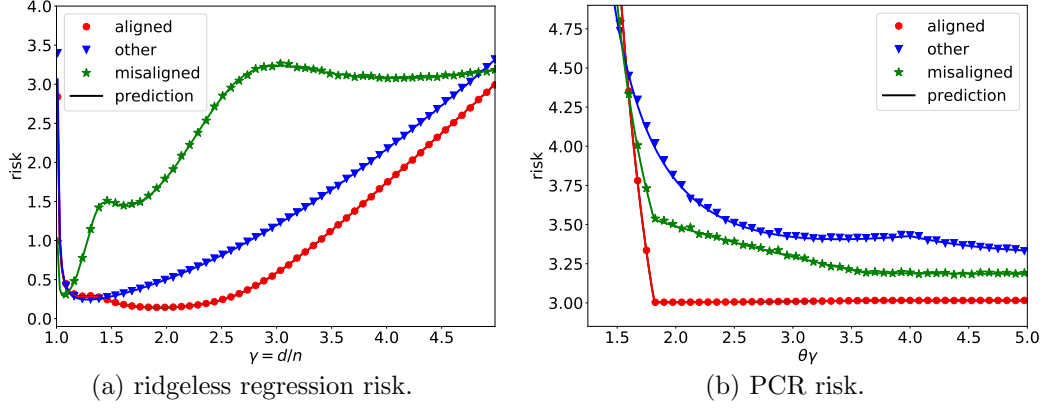


Figure 7: Comparison of the ridgeless regression estimator [HMRT19] and the PCR estimator. We set $n = 300$, $\gamma = 5$ and $\text{SNR}=50$. Observe that the ridgeless regression risk exhibits multiple peaks in the overparameterized regime due to the anisotropic covariances (especially when \mathbf{d}_x and \mathbf{d}_β are misaligned). In contrast, the PCR risk is largely decreasing with θ , especially for the misaligned case, which agrees with Proposition 3. We remark that the PCR risk is not always monotone for $\theta\gamma > 1$, as illustrated by the blue curve.

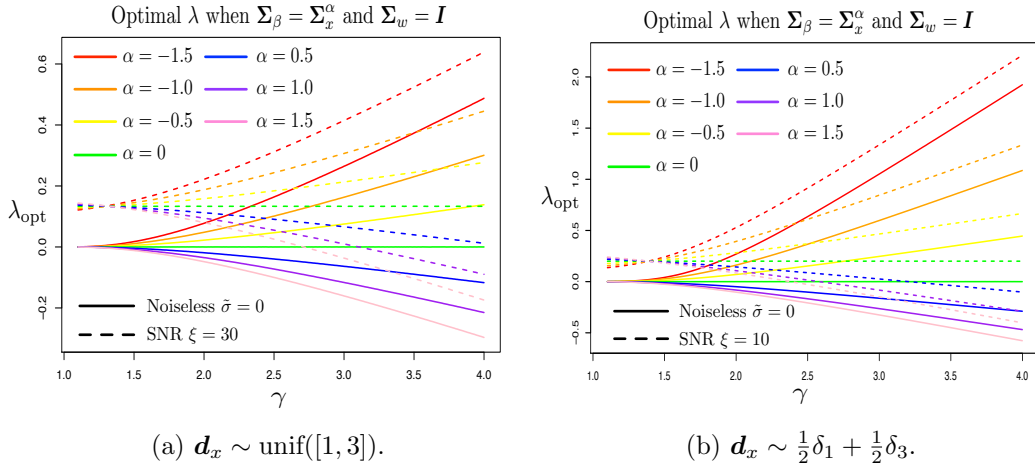


Figure 8: We set $\Sigma_w = \mathbf{I}$ and $\Sigma_\beta = \Sigma_x^\alpha$. As γ increases from 1.1 to 4, we show the optimal value of λ and the solid lines represents the noiseless case $\tilde{\sigma} = 0$ and the dashed lines represents the noisy case with a fixed SNR ξ . The solid green line shows the level of 0. We set the distribution of \mathbf{d}_x to be (a): uniform on $[1, 3]$; (b): two point masses on 1 and 3 with half and half probability.