

# Distributional Robust Batch Contextual Bandits

Jose Blanchet<sup>\*1</sup>, Nian Si<sup>†1</sup>, Fan Zhang<sup>‡1</sup>, and Zhengyuan Zhou<sup>§2</sup>

<sup>1</sup>Department of Management Science & Engineering, Stanford University

<sup>2</sup>Stern School of Business, New York University

## Abstract

Policy learning using historical observational data is an important problem that has found widespread applications. Examples include selecting offers, prices, advertisements to send to customers, as well as selecting which medication to prescribe to a patient. However, existing literature rests on the crucial assumption that the future environment where the learned policy will be deployed is the same as the past environment that has generated the data—an assumption that is often false or too coarse an approximation. In this paper, we lift this assumption and aim to learn a distributionally robust policy with incomplete (bandit) observational data. We propose a novel learning algorithm that is able to learn a robust policy to adversarial perturbations and unknown covariate shifts. We first present a policy evaluation procedure in the ambiguous environment and then give a performance guarantee based on the theory of uniform convergence. Additionally, we also give a heuristic algorithm to solve the distributionally robust policy learning problems efficiently. Finally, we demonstrate the robustness of our methods in the synthetic and real-world datasets.

## 1 Introduction

As a result of a digitalized economy, the past decade has witnessed an explosion of user-specific data across a variety of application domains: electronic medical data in health care, marketing data in product recommendation and customer purchase/selection data in digital advertising ([10, 51, 15, 6, 65]). Such growing availability of user-specific data has ushered in an exciting era of personalized decision making, one that allows the decision maker(s) to personalize the service decisions based on each individual’s distinct features. The key value added by personalized decision making is that heterogeneity across individuals, a ubiquitous phenomenon in these applications, can be intelligently exploited to achieve better outcomes - because best recommendation decisions vary across different individuals.

---

\*jose.blanchet@stanford.edu

†niansi@stanford.edu

‡fzh@stanford.edu

§zzhou@stern.nyu.edu

Rising to this opportunity, contextual bandits have emerged to be the predominant mathematical framework that is at once elegant and powerful: its three components, the contexts (representing individual characteristics), the actions (representing the recommended items), and the rewards (representing the outcomes), capture the salient aspects of the problem and provide fertile ground for developing algorithms that contribute to making quality decisions. In particular, within the broad landscape of contextual bandits, the batch<sup>1</sup> contextual bandits literature has precisely aimed to answer the following questions that lie at the heart of data-driven decision making: *given a historical collection of past data that consists of the three components as mentioned above, how can a new policy (mapping from contexts to actions) be evaluated accurately, and one step further, how can an effective policy be learned efficiently?*

Such questions—both policy evaluation and policy learning using historical data—have motivated a flourishing and rapidly developing line of recent work (see, e.g. [28, 80, 84, 83, 73, 59, 43, 45, 44, 86, 41, 17]) that contributed valuable insights: novel policy evaluation and policy learning algorithms have been developed; sharp minimax regret guarantees have been characterized (through a series of efforts) in many different settings; extensive and illuminating experimental results have been performed to offer practical advice for optimizing empirical performance.

However, a key assumption underlying the existing batch contextual bandits work mentioned above is that the future environment in which the learned policy is deployed stays the same as the past environment from which the historical data is collected (and the to-be-deployed policy is trained). In practice, such an assumption rarely holds and there are two primary sources of such “environment change”:

1. **Covariate shift:** The individuals—and hence their characteristics—in a population can change, thereby resulting in a different distribution of the contexts. For instance, an original population with more young people can shift to a population with more senior people.
2. **Concept drift:** How the rewards depend on the underlying contexts and actions can also change, thereby resulting in different conditional distributions of the rewards given the contexts and the actions. For instance, individuals’ preferences over products can shift over time and sometimes exhibit seasonal patterns.

As a consequence, these batch contextual bandit algorithms are **fragile**: should the future environment change, the deployed policy—having not taken into account the possible environment changes in the future—will perform poorly. This naturally leads to the following fundamental question: *Can we learn a **robust** policy that performs well in the presence of both of the above environment shifts?* Our goal in this paper is to provide a framework for thinking about this question and providing an affirmative answer therein.

---

<sup>1</sup>Correspondingly, there has also been an extensive literature on online contextual bandits, for example, [51, 62, 30, 60, 18, 35, 3, 4, 63, 64, 42, 52, 2, 23, 52], whose focus is to develop online adaptive algorithms that effectively balance exploration and exploitation. This is not the focus of our paper and we simply mention them in passing here. See [14, 48, 71] for a few articulate expositions.

**Managerial insights:** In practice, when a company plans to launch a new product or new features, a pilot study is usually first conducted among a small subset of users. Then, before applying the knowledge learnt from the pilot study to the full population of the users, there is one caveat for the managers: the whole population may have different characteristics from the pilot study users. Therefore, our results provide important managerial guidance for the managers on how to apply the policy learnt from the pilot study robustly. Managers could further leverage our proposed algorithms and design robust strategies to achieve reasonable performances across all subpopulations of users.

## 1.1 Our Contributions and Related Work

Our contributions are threefold. First, we propose a distributionally robust formulation of policy evaluation and learning in batch contextual bandits, that accommodates both types of environment shifts mentioned above.<sup>2</sup> Our formulation postulates that the future environment—characterized by a joint distribution on the context and all the rewards when taking different actions—is in a Kullback-Leibler neighborhood around the training environment’s distribution, thereby allowing for learning a robust policy from training data that is not sensitive to the future environment being the same as the past. Despite the fact that there has been a growing literature (see, e.g, [11, 22, 38, 66, 7, 31, 55, 26, 72, 67, 47, 16, 70, 77, 49, 57, 79, 54, 82, 1, 81, 70, 32, 16, 34, 12, 24, 46, 27, 37]) on distributionally robust optimization (DRO)—one that shares the same philosophical underpinning on distributionally robustness as ours—the existing DRO literature has mostly focused on the statistical learning aspects, including supervised learning and feature selection type problems, rather than the decision making aspects. To the best of our knowledge, we provide the first distributionally robust formulation for policy evaluation and learning under bandit feedback, in a general, non-parametric space.

Second, we provide a novel scheme for distributionally robust policy evaluation (Algorithm 1) that estimates the robust value of any given policy using historical data. We do so by drawing from duality theory and transforming the primal robust value estimation problem—an infinitely-dimensional problem—into a dual problem that is 1-dimensional and convex, hence admitting an efficiently computable solution (which is solved using Newton’s method). We then study the efficiency of this distributionally robust estimator and establish, in the form of a central limit theorem, that the proposed estimator converges to the true value at an  $O_p(n^{-1/2})$  rate ( $n$  is the number of data points).

Third, we build upon this distributionally robust policy evaluation scheme to devise a corresponding distributionally robust policy learning algorithm (Algorithm 2) and provide a finite-sample regret guarantee for this policy learning scheme. In particular, by a uniform-convergence style argument, we show that (Theorem 2) our distributionally robust policy learning algorithm achieves the minimax optimal  $O_p(n^{-1/2})$  regret. This result highlights the optimality of our procedure and thus

---

<sup>2</sup>The doubly robust estimators [28, 86] are another line of work that is related to robustness. They aim to stabilize statistical noise and deal with mis-specified models for rewards and propensity scores. However, the underlying probability distribution is the same between test and training environments, which contrasts with the environment shifts in this paper.

satisfactorily settles the learning problem. We also provide extensive experimental results (Sections 5 and 6) to demonstrate the efficiency and effectiveness of the proposed distributionally robust policy evaluation and learning schemes. Finally, we extend our results (Section 7) to  $f$ -divergence measures (i.e. beyond KL-divergence) and show our framework is more broadly applicable.

## 2 A Distributional Robust Formulation of Batch Contextual Bandits

### 2.1 Batch Contextual Bandits

Let  $\mathcal{A}$  be the set of  $d$  actions:  $\mathcal{A} = \{a^1, a^2, \dots, a^d\}$  and let  $\mathcal{X}$  be the set of contexts endowed with a  $\sigma$ -algebra (typically a subset of  $\mathbf{R}^p$  with the Borel  $\sigma$ -algebra). Following the standard contextual bandits model, we posit the existence of a fixed underlying data-generating distribution on  $(X, Y(a^1), Y(a^2), \dots, Y(a^d)) \in \mathcal{X} \times \prod_{j=1}^d \mathcal{Y}_j$ , where  $X \in \mathcal{X}$  denotes the context vector, and each  $Y(a^j) \in \mathcal{Y}_j \subset \mathbf{R}$  denotes the random reward obtained when action  $a^j$  is selected under context  $X$ .

Let  $\{(X_i, A_i, Y_i)\}_{i=1}^n$  be  $n$  **iid** observed triples that comprise of the training data, where  $(X_i, Y_i(a^1), \dots, Y_i(a^d))$  are drawn **iid** from the fixed underlying distribution described above, and we denote this underlying distribution by  $\mathbf{P}_0$ . Further, in the  $i$ -th datapoint  $(X_i, A_i, Y_i)$ ,  $A_i$  denotes the action selected and  $Y_i = Y_i(A_i)$ . In other words,  $Y_i$  in the  $i$ -th datapoint is the observed reward under the context  $X_i$  and action  $A_i$ . Note that all the other rewards  $Y_i(a)$  (i.e. for  $a \in \mathcal{A} - \{A_i\}$ ), even though they exist in the model (and have been drawn according to the underlying joint distribution), are not observed.

We assume the actions in the training data are selected by some fixed underlying policy  $\pi_0$  that is known to the decision-maker, where  $\pi_0(a | x)$  gives the probability of selecting action  $a$  when the context is  $x$ . In other words, for each context  $X_i$ , a random action  $A_i$  is selected according to the distribution  $\pi_0(\cdot | X_i)$ , after which the reward  $Y_i(A_i)$  is then observed. Finally, we use  $\mathbf{P}_0 * \pi_0$  to denote the product distribution on space  $\mathcal{X} \times \prod_{j=1}^d \mathcal{Y}_j \times \mathcal{A}$ . We make the following assumptions on the data-generating process.

**Assumption 1.** *The joint distribution  $(X, Y(a^1), Y(a^2), \dots, Y(a^d), A)$  satisfies:*

1. *Unconfoundedness:  $((Y(a^1), Y(a^2), \dots, Y(a^d)))$  is independent with  $A$  conditional on  $X$ , i.e.,*

$$((Y(a^1), Y(a^2), \dots, Y(a^d))) \perp\!\!\!\perp A | X.$$

2. *Overlap: There exists some  $\eta > 0$ ,  $\pi_0(a | x) \geq \eta$ ,  $\forall (x, a) \in \mathcal{X} \times \mathcal{A}$ .*

3. *Bounded reward support:  $0 \leq Y(a^i) \leq M$  for  $i = 1, 2, \dots, d$ .*

**Assumption 2** (Positive densities). *The joint distribution  $(X, Y(a^1), Y(a^2), \dots, Y(a^d))$  satisfies one of the following assumptions below:*

1. In the continuous case, for any  $i = 1, 2, \dots, d$ ,  $Y(a^i)|X$  has a conditional density  $f_i(y_i|x)$  and  $f_i(y_i|x)$  has a uniform non-zero lower bound i.e.,  $f_i(y_i|x) \geq \underline{b} > 0$  over the interval  $[0, M]$  for any  $x \in \mathcal{X}$ .
2. In the discrete case, for any  $i = 1, 2, \dots, d$ ,  $Y(a^i)$  supported on a finite set  $\mathbb{D}$ , and  $Y(a^i)|X$  satisfies  $\mathbf{P}_0(Y(a^i) = v|X) \geq \underline{b} > 0$  almost surely for any  $v \in \mathbb{D}$ .

The overlap assumption ensures that some minimum positive probability is guaranteed no matter what the context is. This ensures sufficient exploration in collecting the training data, and indeed, many operational policies have  $\epsilon$ -greedy components. Assumption 1 is standard and commonly adopted in both the estimation literature ([61, 39, 40]) and the policy learning literature ([80, 84, 45, 73, 85]). Assumption 2 is made to ensure the  $O_p(n^{-1/2})$  convergence rate.

**Remark 1.** In standard contextual bandits terminology,  $\mu_a(x) \triangleq \mathbf{E}_{\mathbf{P}_0}[Y_i(a) | X_i = x]$  is known as the mean reward function (for action  $a$ ). Depending on whether one assumes a parametric form of  $\mu_a(x)$  or not, one needs to employ different statistical methodologies. In particular, when  $\mu_a(x)$  is a linear function of  $x$ , this is known as linear contextual bandits, an important and most extensively studied subclass of contextual bandits. In this paper, we do not make any structural assumption on  $\mu_a(x)$ : we are in the non-parametric contextual bandits regime and work with a general underlying data-generating distributions  $\mathbf{P}_0$ .

## 2.2 Standard Policy Learning

With the above setup, the standard goal is to learn a good policy from a fixed deterministic policy class  $\Pi$  using the training data. This is often known as the batch contextual bandits problem (in contrast to online contextual bandits), because all the data has already been collected at once before the decision maker aims to learn a policy. A policy  $\pi : \mathcal{X} \rightarrow \mathcal{A}$  is a function that maps a context vector  $x$  to an action and the performance of  $\pi$  is measured by the expected reward this policy generates, as characterized by the policy value function:

**Definition 1.** The policy value function  $Q : \Pi \rightarrow \mathbf{R}$  is defined as:  $Q(\pi) \triangleq \mathbf{E}_{\mathbf{P}_0}[Y(\pi(X))]$ , where the expectation is taken with respect to the randomness in the underlying joint distribution  $\mathbf{P}_0$  of  $(X, Y(a^1), Y(a^2), \dots, Y(a^d))$ .

With this definition, the optimal policy is a policy that maximizes the policy value function. The objective in the standard policy learning context is to learn a policy  $\pi$  that has the policy value as large as possible, or equivalently, to minimize the discrepancy between the performance of the optimal policy and the performance of the learned policy  $\pi$ .

## 2.3 Distributional Robust Policy Learning

Using the policy value function  $Q(\cdot)$  (as defined in Definition 1) to measure the quality of a policy brings out an implicit assumption that the decision maker is making: the environment that generated

the training data is the same as the environment where the policy will be deployed. This is manifested in that the expectation in  $Q(\cdot)$  is taken with respect to the same underlying distribution  $\mathbf{P}_0$ . However, the underlying data-generating distribution may be different for the training environment and the test environment. In such cases, the policy learned with the goal to maximize the value under  $\mathbf{P}_0$  may not work well under the new test environment.

To address this issue, we propose a distributionally robust formulation for policy learning, where we explicitly incorporate into the learning phase the consideration that the test distribution may not be the same as the training distribution  $\mathbf{P}_0$ . To that end, we start by introducing some terminology. First, the KL-divergence between two probability measures  $\mathbf{P}$  and  $\mathbf{P}_0$ , denoted by  $D(\mathbf{P}||\mathbf{P}_0)$ , is defined as  $D(\mathbf{P}||\mathbf{P}_0) \triangleq \int \log\left(\frac{d\mathbf{P}}{d\mathbf{P}_0}\right) d\mathbf{P}$ . With KL-divergence, we can define a class of neighborhood distributions around a given distribution. Specifically, the distributional uncertainty set  $\mathcal{U}_{\mathbf{P}_0}(\delta)$  of size  $\delta$  is defined as  $\mathcal{U}_{\mathbf{P}_0}(\delta) \triangleq \{\mathbf{P} \ll \mathbf{P}_0 \mid D(\mathbf{P}||\mathbf{P}_0) \leq \delta\}$ , where  $\mathbf{P} \ll \mathbf{P}_0$  means  $\mathbf{P}$  is absolutely continuous with respect to  $\mathbf{P}_0$ . When it is clear from the context what the uncertainty radius  $\delta$  is, we sometimes drop  $\delta$  for notational simplicity and write  $\mathcal{U}_{\mathbf{P}_0}$  instead. We remark that in practice,  $\delta$  can be selected empirically. For example, we can collect distributional data from different periods of time in the past and compute distances between them. Then, although the distributional shift direction is unclear, a reasonable distributional shift size  $\delta$  can be estimated.

**Definition 2.** For a given  $\delta > 0$ , the distributionally robust value function  $Q_{\text{DRO}} : \Pi \rightarrow \mathbf{R}$  is defined as:  $Q_{\text{DRO}}(\pi) \triangleq \inf_{\mathbf{P} \in \mathcal{U}_{\mathbf{P}_0}(\delta)} \mathbf{E}_{\mathbf{P}}[Y(\pi(X))]$ .

In other words,  $Q_{\text{DRO}}(\pi)$  measures the performance of a policy  $\pi$  by evaluating how it performs in the worst possible environment among the set of all environments that are  $\delta$ -close to  $\mathbf{P}_0$ . With this definition, the optimal policy  $\pi_{\text{DRO}}^*$  is a policy that maximizes the distributionally robust value function:  $\pi_{\text{DRO}}^* \in \arg \max_{\pi \in \Pi} \{Q_{\text{DRO}}(\pi)\}$ . For simplicity, we assume such optimal policy exists, but all of our results can generalize to the case the optimal policy does not exist. To be robust to the changes between the test environment and the training environment, our goal is to learn a policy such that its distributionally robust policy value is as large as possible, or equivalently, as close to the best distributionally robust policy as possible. We formalize this notion next.

**Definition 3.** The distributionally robust regret  $R_{\text{DRO}}(\pi)$  of a policy  $\pi \in \Pi$  is defined as  $R_{\text{DRO}}(\pi) \triangleq \max_{\pi' \in \Pi} \inf_{\mathbf{P} \in \mathcal{U}_{\mathbf{P}_0}(\delta)} \mathbf{E}_{\mathbf{P}}[Y(\pi'(X))] - \inf_{\mathbf{P} \in \mathcal{U}_{\mathbf{P}_0}(\delta)} \mathbf{E}_{\mathbf{P}}[Y(\pi(X))]$ .

Several things to note. First, per its definition, we can rewrite regret as  $R_{\text{DRO}}(\pi) = Q_{\text{DRO}}(\pi_{\text{DRO}}^*) - Q_{\text{DRO}}(\pi)$ . Second, the underlying random policy that has generated the observational data (specifically the  $A_i$ 's) need not be in  $\Pi$ . Third, when a policy  $\hat{\pi}$  is learned from data and hence a random variable (as will be the case in the current policy learning context),  $R(\hat{\pi}_{\text{DRO}})$  is a random variable. A regret bound in such cases is customarily a high probability bound that highlights how regret scales as a function of the size  $n$  of the dataset, the error probability and other important parameters of the problem (e.g. the complexity of the policy class  $\Pi$ ).

Regarding some other definitions of regret, one may consider choices such as

$$\sup_{\mathbf{P} \in \mathcal{U}_{\mathbf{P}_0}(\delta)} \max_{\pi' \in \Pi} (\mathbf{E}_{\mathbf{P}}[Y(\pi'(X))] - \mathbf{E}_{\mathbf{P}}[Y(\pi(X))]),$$

where for a fixed distribution  $\mathbf{P}$ , one compare the learned policy with the best one that could be done under perfect knowledge of  $\mathbf{P}$ . In this definition the adversary is very strong in the sense that it knows the test domain. Therefore, a problem of this definition is that the regret does not converge to zero when  $n$  goes to infinity (even for a randomized policy  $\pi$ ). We will not discuss this notion in this paper.

### 3 Distributional Robust Policy Evaluation

#### 3.1 Algorithm

In order to learn a distributionally robust policy – one that maximizes  $Q_{\text{DRO}}(\pi)$ —a key step lies in accurately estimating the given policy  $\pi$ 's distributionally robust value. We devote this section to tackling this problem.

**Lemma 1** (Strong Duality). *For any policy  $\pi \in \Pi$ , we have*

$$\inf_{\mathbf{P} \in \mathcal{U}_{\mathbf{P}_0}(\delta)} \mathbf{E}_{\mathbf{P}} [Y(\pi(X))] = \sup_{\alpha \geq 0} \{-\alpha \log \mathbf{E}_{\mathbf{P}_0} [\exp(-Y(\pi(X))/\alpha)] - \alpha\delta\} \quad (1)$$

$$= \sup_{\alpha \geq 0} \left\{ -\alpha \log \mathbf{E}_{\mathbf{P}_0 * \pi_0} \left[ \frac{\exp(-Y(A)/\alpha) \mathbf{1}\{\pi(X) = A\}}{\pi_0(A | X)} \right] - \alpha\delta \right\}, \quad (2)$$

where  $\mathbf{1}\{\cdot\}$  denotes the indicator function.

The proof of Lemma 1 is in Appendix A.2.

**Remark 2.** *When  $\alpha = 0$ , by the discussion of Case 1 after Assumption 1 in Hu and Hong [38], we define*

$$-\alpha \log \mathbf{E}_{\mathbf{P}_0} [\exp(-Y(\pi(X))/\alpha)] - \alpha\delta|_{\alpha=0} = \text{ess inf}\{Y(\pi(X))\},$$

where  $\text{ess inf}$  denotes the essential infimum. Therefore,  $-\alpha \log \mathbf{E}_{\mathbf{P}_0} [\exp(-Y(\pi(X))/\alpha)] - \alpha\delta$  is right continuous at zero. In fact, Lemma A12 in Appendix A.3 shows that the optimal value is not attained at  $\alpha = 0$  if Assumption 2.1 is enforced.

The above strong duality allows us to transform the original problem of evaluating  $\inf_{\mathbf{P} \in \mathcal{U}_{\mathbf{P}_0}(\delta)} \mathbf{E}_{\mathbf{P}} [Y(\pi(X))]$ , where the (primal) variable is a infinity-dimensional distribution  $\mathbf{P}$  into a simpler problem where the (dual) variable is a positive scalar  $\alpha$ . Note that in the dual problem, the expectation is taken with respect to the same underlying distribution  $\mathbf{P}_0$ . This then allows us to use an easily-computable plug-in estimate of the distributionally robust policy value. For ease of reference in the subsequent analysis of our algorithm, we capture the important terms in the following definition.

**Definition 4.** Let  $\{(X_i, A_i, Y_i)\}_{i=1}^n$  be a given dataset. We define

$$W_i(\pi, \alpha) \triangleq \frac{\mathbf{1}\{\pi(X_i) = A_i\}}{\pi_0(A_i | X_i)} \exp(-Y_i(A_i)/\alpha), \quad S_n^\pi \triangleq \frac{1}{n} \sum_{i=1}^n \frac{\mathbf{1}\{\pi(X_i) = A_i\}}{\pi_0(A_i | X_i)}$$

and

$$\hat{W}_n(\pi, \alpha) \triangleq \frac{1}{n S_n^\pi} \sum_{i=1}^n W_i(\pi, \alpha).$$

We also define the dual objective function and the empirical dual objective function as

$$\phi(\pi, \alpha) \triangleq -\alpha \log \mathbf{E}_{\mathbf{P}_0} [\exp(-Y(\pi(X))/\alpha)] - \alpha\delta,$$

and

$$\hat{\phi}_n(\pi, \alpha) \triangleq -\alpha \log \hat{W}_n(\pi, \alpha) - \alpha\delta,$$

respectively.

Then, we define the distributionally robust value estimators and the optimal dual variable using the notation above.

1. The distributionally robust value estimator  $\hat{Q}_{\text{DRO}} : \Pi \rightarrow \mathbf{R}$  is defined by  $\hat{Q}_{\text{DRO}}(\pi) \triangleq \sup_{\alpha \geq 0} \{\hat{\phi}_n(\pi, \alpha)\}$ .
2. The optimal dual variable  $\alpha^*(\pi)$  is defined by  $\alpha^*(\pi) \triangleq \arg \max_{\alpha \geq 0} \{\phi(\pi, \alpha)\}$ , and the empirical dual value is denoted as  $\alpha_n(\pi) \in \arg \max_{\alpha \geq 0} \{\hat{\phi}_n(\pi, \alpha)\}$ .

$W_i(\pi, \alpha)$  is a realization of the random variable inside the expectation in equation (2), and we approximate  $\mathbf{E}_{\mathbf{P}_0 * \pi_0} \left[ \frac{\exp(-Y(A)/\alpha) \mathbf{1}\{\pi(X)=A\}}{\pi_0(A|X)} \right]$  by its empirical average  $\hat{W}_n(\pi, \alpha)$  with a normalization factor  $S_n^\pi$ . Note that  $\mathbf{E}[S_n^\pi] = 1$  and  $S_n^\pi \rightarrow 1$  almost surely. Therefore, the normalized  $\hat{W}_n(\pi, \alpha)$  is asymptotically equivalent with the unnormalized  $\frac{1}{n} \sum_{i=1}^n W_i(\pi, \alpha)$ . The reason for dividing a normalization factor  $S_n^\pi$  is that it makes our evaluation more stable; see discussions in [69] and [74]. The upper bound of  $\alpha^*(\pi)$  proven in Lemma A11 of Appendix A.3 establishes the validity of the definitions  $\alpha^*(\pi)$ , namely,  $\alpha^*(\pi)$  is attainable and unique.

**Remark 3.** There is a recent paper that also discusses a similar problem. The estimator they propose is equivalent to

$$\sup_{\alpha \geq 0} -\alpha \log \left( \frac{1}{n} \sum_{i=1}^n \exp \left( -\frac{\mathbf{1}\{\pi(X_i) = A_i\} Y_i}{\alpha \pi_0(A_i | X_i)} \right) \right) - \alpha\delta. \quad (3)$$

We remark that their estimator is not consistent, namely, the estimator (3) does not converge to  $\inf_{\mathbf{P} \in \mathcal{U}_{\mathbf{P}_0}(\delta)} \mathbf{E}_{\mathbf{P}} [Y(\pi(X))]$ , when  $n$  goes to infinity.

By Hu and Hong [38, Proposition 1] and the discussion following the proposition, we provide a characterization of the worst case distribution in Proposition 1.



**Proposition 1** (The Worst Case Distribution). *Suppose that Assumption 1 is imposed. For any policy  $\pi \in \Pi$ , when  $\alpha^*(\pi) > 0$ , we define a probability measure  $\mathbf{P}(\pi)$  supported on  $\mathcal{X} \times \prod_{j=1}^d \mathcal{Y}_j$  such that*

$$\frac{d\mathbf{P}(\pi)}{d\mathbf{P}_0} = \frac{\exp(-Y(\pi(X)/\alpha^*(\pi)))}{\mathbf{E}_{\mathbf{P}_0}[\exp(-Y(\pi(X)/\alpha^*(\pi)))]},$$

where  $d\mathbf{P}(\pi)/d\mathbf{P}_0$  is the Radon-Nikodym derivative; when  $\alpha^*(\pi) = 0$ , we define

$$\frac{d\mathbf{P}(\pi)}{d\mathbf{P}_0} = \frac{\mathbf{1}\{Y(\pi(X)) = \text{ess inf}\{Y(\pi(X))\}\}}{\mathbf{P}_0(Y(\pi(X)) = \text{ess inf}\{Y(\pi(X))\})}.$$

Then, we have  $\mathbf{P}(\pi)$  is the unique worst case distribution, namely

$$\mathbf{P}(\pi) = \arg \min_{\mathbf{P} \in \mathcal{U}_{\mathbf{P}_0}(\delta)} \mathbf{E}_{\mathbf{P}}[Y(\pi(X))].$$

Proposition 1 shows that the worst case measure  $\mathbf{P}(\pi)$  is an exponentially tilted measure with respect to the underlying measure  $\mathbf{P}_0$ , where  $\mathbf{P}(\pi)$  puts more weights on the low end. Since  $\alpha^*(\pi)$  can be approximated by  $\alpha_n(\pi)$ , and  $\alpha_n(\pi)$  is explicitly computable as we shall see in Algorithm 1, we are able to understand how the worst case measure behaves. Moreover, we show that the worst case measure  $\mathbf{P}(\pi)$  maintains mutually independence when  $Y(a^1), \dots, Y(a^d)$  are mutually independent conditional on  $X$  under  $\mathbf{P}_0$  in the following Corollary.

**Corollary 1.** *Suppose that Assumptions 1 and 2 is imposed and under  $\mathbf{P}_0$ ,  $Y(a^1), \dots, Y(a^d)$  are mutually independent conditional on  $X$ . Then, for any policy  $\pi \in \Pi$ , under the worst case measure  $\mathbf{P}(\pi)$ ,  $Y(a^1), \dots, Y(a^d)$  are still mutually independent conditional on  $X$ .*

The proofs of Proposition 1 and Corollary 1 are in Appendix A.2.

To compute  $\hat{Q}_{\text{DRO}}$ , one need to solve an optimization problem to obtain the distributionally robust estimate of the policy  $\pi$ . As the following indicates, this optimization problem is easy to solve.

**Lemma 2.** *The empirical dual objective function  $\hat{\phi}_n(\pi, \alpha)$  is concave in  $\alpha$  and its partial derivative admits the expression*

$$\begin{aligned} \frac{\partial}{\partial \alpha} \hat{\phi}_n(\pi, \alpha) &= -\frac{\sum_{i=1}^n Y_i(A_i) W_i(\pi, \alpha)}{\alpha S_n^\pi \hat{W}_n(\pi, \alpha)} - \log \hat{W}_n(\pi, \alpha) - \delta, \\ \frac{\partial^2}{\partial \alpha^2} \hat{\phi}_n(\pi, \alpha) &= \frac{(\sum_{i=1}^n Y_i(A_i) W_i(\pi, \alpha))^2}{\alpha^3 (S_n^\pi)^2 (\hat{W}_n(\pi, \alpha))^2} - \frac{\sum_{i=1}^n Y_i^2(A_i) W_i(\pi, \alpha)}{\alpha^3 S_n^\pi \hat{W}_n(\pi, \alpha)}. \end{aligned}$$

Further, if the array  $\{Y_i(A_i) \mathbf{1}\{\pi(X_i) = A_i\}\}_{i=1}^n$  has at least two different non-zero entries, then  $\hat{\phi}_n(\pi, \alpha)$  is strictly-concave in  $\alpha$ .

The proof of Lemma 2 is in Appendix A.2. Since the optimization problem  $\hat{Q}_{\text{DRO}} = \max_{\alpha \geq 0} \{\hat{\phi}_n(\pi, \alpha)\}$  is maximizing a concave function, it can be computed by the Newton-Raphson

method. Finally, based on all of the discussions above, we formally give the distributionally robust policy evaluation algorithm in Algorithm 1. By Luenberger and Ye [53, Section 8.8], we have Algorithm 1 converges to the global maximum  $\hat{Q}_{\text{DRO}}(\pi)$  quadratically, if the initial value of  $\alpha$  is sufficiently closed to the optimal value.

---

**Algorithm 1** Distributionally Robust Policy Evaluation

---

- 1: **Input:** Dataset  $\{(X_i, A_i, Y_i)\}_{i=1}^n$ , data-collecting policy  $\pi_0$ , policy  $\pi \in \Pi$ , and initial value of dual variable  $\alpha$ .
  - 2: **Output:** Estimator of the distributionally robust policy value  $\hat{Q}_{\text{DRO}}(\pi)$ .
  - 3: **repeat**
  - 4:   Let  $W_i(\pi, \alpha) \leftarrow \frac{\mathbf{1}\{\pi(X_i)=A_i\}}{\pi_0(A_i|X_i)} \exp(-Y_i(A_i)/\alpha)$ .
  - 5:   Compute  $S_n^\pi \leftarrow \frac{1}{n} \sum_{i=1}^n \frac{\mathbf{1}\{\pi(X_i)=A_i\}}{\pi_0(A_i|X_i)}$ .
  - 6:   Compute  $\hat{W}_n(\pi, \alpha) \leftarrow \frac{1}{n S_n^\pi} \sum_{i=1}^n W_i(\pi, \alpha)$ .
  - 7:   Update  $\alpha \leftarrow \alpha - (\frac{\partial}{\partial \alpha} \hat{\phi}_n) / (\frac{\partial^2}{\partial \alpha^2} \hat{\phi}_n)$ .
  - 8: **until**  $\alpha$  converge.
  - 9: **Return**  $\hat{Q}_{\text{DRO}}(\pi) \leftarrow \hat{\phi}_n(\pi, \alpha)$ .
- 

### 3.2 Theoretical Guarantee of Distributionally Robust Policy Evaluation

In the next theorem, we demonstrate that the approximation error for policy evaluation function  $\hat{Q}_{\text{DRO}}(\pi)$  is  $O_p(1/\sqrt{n})$  for a fixed policy  $\pi$ .

**Theorem 1.** *Suppose Assumptions 1 and 2 are enforced, and define*

$$\sigma^2(\alpha) = \frac{\alpha^2}{\mathbf{E}[W_i(\pi, \alpha)]^2} \mathbf{E} \left[ \frac{1}{\pi_0(\pi(X)|X)} (\exp(-Y(\pi(X))/\alpha) - \mathbf{E}[\exp(-Y(\pi(X))/\alpha)])^2 \right].$$

*Then, for any policy  $\pi \in \Pi$ , we have*

$$\begin{aligned} \sqrt{n} \left( \hat{Q}_{\text{DRO}}(\pi) - Q_{\text{DRO}}(\pi) \right) &\Rightarrow \mathcal{N}(0, \sigma^2(\alpha^*(\pi))), \text{ if } \alpha^*(\pi) > 0, \text{ and} \\ \sqrt{n} \left( \hat{Q}_{\text{DRO}}(\pi) - Q_{\text{DRO}}(\pi) \right) &\rightarrow 0 \text{ in probability, if } \alpha^*(\pi) = 0, \end{aligned}$$

*where  $\alpha^*(\pi)$  is defined in Definition 4,  $\Rightarrow$  denotes convergence in distribution, and  $\mathcal{N}(0, \sigma^2)$  is the normal distribution with mean zero and variance  $\sigma^2$ .*

The proof of Theorem 1 is in Appendix A.3.

## 4 Distributionally Robust Policy Learning

In this section, we study the policy learning aspect of the problem and discuss both the algorithm and its corresponding finite-sample theoretical guarantee. First, with the distributionally robust policy evaluation scheme discussed in the previous section, we can in principle compute the the

distributionally robust optimal policy  $\hat{\pi}_{\text{DRO}}$  by picking a policy in the given policy class  $\Pi$  that maximizes the value of  $\hat{Q}_{\text{DRO}}$ , i.e.

$$\hat{\pi}_{\text{DRO}} \in \arg \max_{\pi \in \Pi} \hat{Q}_{\text{DRO}}(\pi) = \arg \max_{\pi \in \Pi} \sup_{\alpha \geq 0} \left\{ -\alpha \log \hat{W}_n(\pi, \alpha) - \alpha \delta \right\}. \quad (4)$$

How do we compute  $\hat{\pi}_{\text{DRO}}$ ? In general, this is a computationally intractable problem since it is highly non-convex in its optimization variables ( $\pi$  and  $\alpha$  jointly). However, following the standard tradition in the optimization literature, we can employ certain approximate schemes that, although do not guarantee global convergence, are computationally efficient and practically effective.

A simple and quite effective scheme is alternate minimization, given in Algorithm 2, where we learn  $\hat{\pi}_{\text{DRO}}$  by fixing  $\alpha$  and minimizing on  $\pi$  and then fixing  $\pi$  and maximizing on  $\alpha$  in each iteration. Since the value of  $\hat{Q}_{\text{DRO}}(\pi)$  is non-decreasing along the iterations of Algorithm 2, the converged solution obtained from Algorithm 2 is a local maximum of  $\hat{Q}_{\text{DRO}}$ . In practice, to accelerate the algorithm, we only iterate once for  $\alpha$  (line 8) using the Newton-Raphson step  $\alpha \leftarrow \alpha - \left( \frac{\partial}{\partial \alpha} \hat{\phi}_n \right) / \left( \frac{\partial^2}{\partial \alpha^2} \hat{\phi}_n \right)$ . Subsequent simulations (see next section) show that this is often sufficiently good.

---

**Algorithm 2** Distributionally Robust Policy Learning

---

- 1: **Input:** Dataset  $\{(X_i, A_i, Y_i)\}_{i=1}^n$ , data-collecting policy  $\pi_0$ , and initial value of dual variable  $\alpha$ .
  - 2: **Output:** Distributionally robust optimal policy  $\hat{\pi}_{\text{DRO}}$ .
  - 3: **repeat**
  - 4:   Let  $W_i(\pi, \alpha) \leftarrow \frac{\mathbf{1}\{\pi(X_i)=A_i\}}{\pi_0(A_i|X_i)} \exp(-Y_i(A_i)/\alpha)$ .
  - 5:   Compute  $S_n^\pi \leftarrow \frac{1}{n} \sum_{i=1}^n \frac{\mathbf{1}\{\pi(X_i)=A_i\}}{\pi_0(A_i|X_i)}$ .
  - 6:   Compute  $\hat{W}_n(\pi, \alpha) \leftarrow \frac{1}{n S_n^\pi} \sum_{i=1}^n W_i(\pi, \alpha)$ .
  - 7:   Update  $\pi \leftarrow \arg \min_{\pi \in \Pi} \hat{W}_n(\pi, \alpha)$ .
  - 8:   Update  $\alpha \leftarrow \arg \max_{\alpha > 0} \{\hat{\phi}_n(\pi, \alpha)\}$ .
  - 9: **until**  $\alpha$  converge.
  - 10: **Return**  $\pi$ .
- 

## 4.1 Statistical Performance Guarantee

We now establish the finite-sample statistical performance guarantee for the distributional robust optimal policy  $\hat{\pi}_{\text{DRO}}$ . Before giving the theorem, we need to first define entropy integral in the policy class, which represents the class complexity.

**Definition 5.** *Given the feature domain  $\mathcal{X}$ , a policy class  $\Pi$ , a set of  $n$  points  $\{x_1, \dots, x_n\} \subset \mathcal{X}$ , define:*

1. *Hamming distance between any two policies  $\pi_1$  and  $\pi_2$  in  $\Pi$  :  $H(\pi_1, \pi_2) = \frac{1}{n} \sum_{j=1}^n \mathbf{1}\{\pi_1(x_j) \neq \pi_2(x_j)\}$ .*
2.  *$\epsilon$ -Hamming covering number of the set  $\{x_1, \dots, x_n\}$  :  $N_H^{(n)}(\epsilon, \Pi, \{x_1, \dots, x_n\})$  is the smallest number  $K$  of policies  $\{\pi_1, \dots, \pi_K\}$  in  $\Pi$ , such that  $\forall \pi \in \Pi, \exists \pi_i, H(\pi, \pi_i) \leq \epsilon$ .*

3.  $\epsilon$ -Hamming covering number of  $\Pi : N_H^{(n)}(\epsilon, \Pi) \triangleq \sup \left\{ N_H^{(n)}(\epsilon, \Pi, \{x_1, \dots, x_n\}) \mid x_1, \dots, x_n \in \mathcal{X} \right\}$ .
4. Entropy integral:  $\kappa^{(n)}(\Pi) \triangleq \int_0^1 \sqrt{\log N_H^{(n)}(\epsilon^2, \Pi)} d\epsilon$ .

The entropy integral defined above is the same as Definition 4 in [86], which is a variant of the classical entropy integral introduced in [29], and the Hamming distance is a well-known metric for measuring the similarity between two equal-length arrays whose elements support on discrete sets [36]. We then discuss the entropy integrals  $\kappa^{(n)}(\Pi)$  for different policy classes  $\Pi$ .

**Example 1** (Finite policy class). *For a policy class  $\Pi_{\text{Fin}}$  containing a finite number of policies, we have  $\kappa^{(n)}(\Pi_{\text{Fin}}) \leq \sqrt{\log(|\Pi_{\text{Fin}}|)}$ , where  $|\Pi_{\text{Fin}}|$  denotes the cardinality of the set  $\Pi_{\text{Fin}}$ .*

The entropy integrals for the linear policy classes and decision-tree policy classes are discussed in Section 5.2 and Section 6.2, respectively. For the special case of binary action, we have the following bound for the entropy integral by [58] (see the discussion following Definition 4).

**Lemma 3.** *If  $d = 2$ , we have  $\kappa^{(n)}(\Pi) \leq 2.5\sqrt{VC(\Pi)}$ , where  $VC(\cdot)$  denotes the VC dimension defined in [76].*

This result can be further generalized to the multi-action policy learning setting, where  $d$  can be greater than 2; see the proof of Theorem 2 in [58].

**Lemma 4.** *We have  $\kappa^{(n)}(\Pi) \leq 2.5\sqrt{\log(d)\text{Graph}(\Pi)}$ , where  $\text{Graph}(\cdot)$  denotes the graph dimension (see the definition in [8]).*

Graph dimension is a direct generalization of VC dimension. There are many literature that discusses the graph dimension and also a closely related concept, Natarajan dimension; see, for example, [20, 21, 58, 56].

Then, Theorem 2 demonstrates that with high probability, the distributionally robust regret of the learned policy  $R_{\text{DRO}}(\hat{\pi}_{\text{DRO}})$  decays at a rate upper bounded by  $O_p(\kappa^{(n)}/\sqrt{n})$ . Notice that by Theorem 1, the lower bound of  $R_{\text{DRO}}(\hat{\pi}_{\text{DRO}})$  is  $O_p(1/\sqrt{n})$ . Therefore, if  $\kappa^{(n)} = O(1)$ , the upper bound and lower bound match up to a constant.

**Theorem 2.** *Suppose Assumption 1 is enforced. Then, with probability at least  $1 - \epsilon$ , under Assumption 2.1, we have*

$$R_{\text{DRO}}(\hat{\pi}_{\text{DRO}}) \leq \frac{4}{\underline{b}\eta\sqrt{n}} \left( 24(\sqrt{2} + 1)\kappa^{(n)}(\Pi) + \sqrt{2 \log\left(\frac{2}{\epsilon}\right) + C} \right), \quad (5)$$

where  $C$  is a universal constant, and under Assumption 2.2, when

$$n \geq \left\{ \frac{4}{\underline{b}\eta} \left( 24(\sqrt{2} + 1)\kappa^{(n)}(\Pi) + 48\sqrt{|\mathbb{D}|\log(2)} + \sqrt{2 \log\left(\frac{2}{\epsilon}\right)} \right) \right\}^2,$$

we have

$$R_{\text{DRO}}(\hat{\pi}_{\text{DRO}}) \leq \frac{4M}{\underline{b}\eta\sqrt{n}} \left( 24(\sqrt{2} + 1)\kappa^{(n)}(\Pi) + 48\sqrt{|\mathbb{D}|\log(2)} + \sqrt{2\log\left(\frac{2}{\varepsilon}\right)} \right), \quad (6)$$

where  $|\mathbb{D}|$  denotes the cardinality of the set  $\mathbb{D}$ .

Lemmas 5 and 6 are keys to the proof.

**Lemma 5.** *For any probability measures  $\mathbf{P}_1, \mathbf{P}_2$  supported on  $\mathbf{R}$ , we have*

$$\left| \sup_{\alpha \geq 0} \{-\alpha \log \mathbf{E}_{\mathbf{P}_1}[\exp(-Y/\alpha)] - \alpha\delta\} - \sup_{\alpha \geq 0} \{-\alpha \log \mathbf{E}_{\mathbf{P}_2}[\exp(-Y/\alpha)] - \alpha\delta\} \right| \leq \sup_{t \in [0,1]} |q_{\mathbf{P}_1}(t) - q_{\mathbf{P}_2}(t)|,$$

where  $q_{\mathbf{P}}(t)$  denotes the  $t$ -quantile of a probability measure  $\mathbf{P}$ , defined as

$$q_{\mathbf{P}}(t) \triangleq \inf \{x \in \mathbf{R} : t \leq F_{\mathbf{P}}(x)\},$$

where  $F_{\mathbf{P}}$  is the CDF of  $\mathbf{P}$ .

**Lemma 6.** *Suppose  $\mathbf{P}_1$  and  $\mathbf{P}_2$  are supported on  $\mathbb{D}$  and satisfy Assumption 1.3. We further assume  $\mathbf{P}_2$  satisfies Assumption 2.2, when  $TV(\mathbf{P}_1, \mathbf{P}_2) < \underline{b}/2$ , we have*

$$\left| \sup_{\alpha \geq 0} \{-\alpha \log \mathbf{E}_{\mathbf{P}_1}[\exp(-Y/\alpha)] - \alpha\delta\} - \sup_{\alpha \geq 0} \{-\alpha \log \mathbf{E}_{\mathbf{P}_2}[\exp(-Y/\alpha)] - \alpha\delta\} \right| \leq \frac{2M}{\underline{b}} TV(\mathbf{P}_1, \mathbf{P}_2),$$

where  $TV$  denotes the total variation distance.

The detailed proof is in Appendix A.4. We see those bounds in (5) and (6) for the distributionally robust regret does not depend on the uncertainty size  $\delta$ . Furthermore, if  $\sup_n \kappa^{(n)} < \infty$ , we have a parametric convergence rate  $O_p(1/\sqrt{n})$  and if  $\kappa^{(n)} = o_p(\sqrt{n})$ , we have  $R_{\text{DRO}}(\hat{\pi}_{\text{DRO}}) \rightarrow 0$  in probability.

## 5 Simulation Studies

In this section, we provide discussions on simulation studies to justify the robustness of the proposed DRO policy  $\hat{\pi}_{\text{DRO}}$  in the linear policy class. Specifically, Section 5.1 discusses a notion of the Bayes DRO policy, which is viewed as a benchmark; Section 5.2 presents an approximation algorithm to learn a linear policy efficiently; Section 5.3 gives a visualization of the learned DRO policy, with a comparison to the benchmark Bayes DRO policy; in Section 5.4, we study the performance of our proposed estimator, where we learn a linear policy in a non-linear boundary problem.

## 5.1 Bayes DRO Policy

In this section, we give a characterization of the Bayes DRO policy  $\bar{\pi}_{\text{DRO}}^*$ , which maximizes the distributionally robust value function within the class of all measurable policies, i.e.,

$$\bar{\pi}_{\text{DRO}}^* \in \arg \max_{\pi \in \bar{\Pi}} \{Q_{\text{DRO}}(\pi)\},$$

where  $\bar{\Pi}$  denotes the class of all measurable mappings from  $\mathcal{X}$  to the action set  $\mathcal{A}$ . Despite that the Bayes DRO policy is not learnable given finitely many training samples, it could be a benchmark in the simulation study. Proposition 2 shows how to compute  $\bar{\pi}_{\text{DRO}}^*$  if we know the population distribution.

**Proposition 2.** *Suppose that for any  $\alpha > 0$  and any  $a \in \mathcal{A}$ , the mapping  $x \mapsto \mathbf{E}_{\mathbf{P}_0}[\exp(-Y(a)/\alpha) | X = x]$  is measurable. Then, the Bayes DRO policy is*

$$\bar{\pi}_{\text{DRO}}^*(x) \in \arg \min_{a \in \mathcal{A}} \left\{ \mathbf{E}_{\mathbf{P}_0} \left[ \exp \left( -\frac{Y(a)}{\alpha^*(\bar{\pi}_{\text{DRO}}^*)} \right) \middle| X = x \right] \right\},$$

where  $\alpha^*(\bar{\pi}_{\text{DRO}}^*)$  is an optimizer of the following optimization problem:

$$\alpha^*(\bar{\pi}_{\text{DRO}}^*) \in \arg \max_{\alpha \geq 0} \left\{ -\alpha \log \mathbf{E}_{\mathbf{P}_0} \left[ \min_{a \in \mathcal{A}} \{ \mathbf{E}_{\mathbf{P}_0} [\exp(-Y(a)/\alpha) | X] \} \right] - \alpha \delta \right\}. \quad (7)$$

See Appendix A.5 for the proof.

**Remark 4.**  $\bar{\pi}_{\text{DRO}}^*$  only depends on the marginal distribution of  $X$  and the conditional distributions of  $Y(a^i) | X, i = 1, 2, \dots, d$ , and the conditional correlation structure of  $Y(a^i) | X, i = 1, 2, \dots, d$  does not affect  $\bar{\pi}_{\text{DRO}}^*$ .

## 5.2 Linear Policy Class and Logistic Policy Approximation

In this section, we introduce the linear policy class  $\Pi_{\text{Lin}}$ . We consider  $\mathcal{X}$  to be a subset of  $\mathbf{R}^p$ , and the action set  $\mathcal{A} = \{1, 2, \dots, d\}$ . To capture the intercept, it is convenient to include the constant variable 1 in  $X \in \mathcal{X}$ , thus in the rest of Section 5.2,  $X$  is a  $p + 1$  dimensional vector and  $\mathcal{X}$  will be a subset of  $\mathbf{R}^{p+1}$ . Each policy  $\pi \in \Pi_{\text{Lin}}$  is parameterized by a set of  $d$  vectors  $\Theta = \{\theta_a \in \mathbf{R}^{p+1} : a \in \mathcal{A}\} \in \mathbf{R}^{(p+1) \times d}$ , and the mapping  $\pi : \mathcal{X} \rightarrow \mathcal{A}$  is defined as

$$\pi_{\Theta}(x) \in \arg \max_{a \in \mathcal{A}} \left\{ \theta_a^\top x \right\}.$$

The optimal parameter for linear policy class is characterized by the optimal solution of  $\max_{\Theta \in \mathbf{R}^{(p+1) \times d}} \mathbf{E}_{\mathbf{P}_0}[Y(\pi_{\Theta}(X))]$ . Due to the fact that  $\mathbf{E}_{\mathbf{P}_0}[Y(\pi_{\Theta}(X))] = \mathbf{E}_{\mathbf{P}^* \pi_0} \left[ \frac{Y(A) \mathbf{1}\{\pi_{\Theta}(X)=A\}}{\pi_0(A|X)} \right]$ ,

the associated sample average approximation problem for optimal parameter estimation is

$$\max_{\Theta \in \mathbf{R}^{(p+1) \times d}} \frac{1}{n} \sum_{i=1}^n \frac{Y_i(A_i) \mathbf{1}\{\pi_{\Theta}(X_i) = A_i\}}{\pi_0(A_i|X_i)}.$$

However, the objective in above optimization problem is non-differentiable and non-convex, thus we approximate the indicator function using a softmax mapping by

$$\mathbf{1}\{\pi_{\Theta}(X_i) = A_i\} \approx \frac{\exp(\theta_{A_i}^{\top} X_i)}{\sum_{a=1}^d \exp(\theta_a^{\top} X_i)},$$

which leads to an optimization problem with smooth objective:

$$\max_{\Theta \in \mathbf{R}^{(p+1) \times d}} \frac{1}{n} \sum_{i=1}^n \frac{Y_i(A_i) \exp(\theta_{A_i}^{\top} X_i)}{\pi_0(A_i|X_i) \sum_{a=1}^d \exp(\theta_a^{\top} X_i)}.$$

We employ the gradient descent method to solve for the optimal parameter

$$\hat{\Theta}_{\text{Lin}} \in \arg \max_{\Theta \in \mathbf{R}^{(p+1) \times d}} \left\{ \frac{1}{n} \sum_{i=1}^n \frac{Y_i(A_i) \exp(\theta_{A_i}^{\top} X_i)}{\pi_0(A_i|X_i) \sum_{a=1}^d \exp(\theta_a^{\top} X_i)} \right\},$$

and define the policy  $\hat{\pi}_{\text{Lin}} \triangleq \pi_{\hat{\Theta}_{\text{Lin}}}$  as our linear policy estimator. In Sections 5.3 and 5.4, we justify the efficacy of  $\hat{\pi}_{\text{Lin}}$  by empirically showing  $\hat{\pi}_{\text{Lin}}$  is capable of discovering the (non-robust) optimal decision boundary.

As an oracle in Algorithm 2, a similar smoothing technique will be adopted to solve  $\arg \min_{\pi \in \Pi_{\text{Lin}}} \hat{W}_n(\pi, \alpha)$  for linear policy class  $\Pi_{\text{Lin}}$ . We omit the details here due to space limit.

We will present an upper bound of the entropy integral  $\kappa^{(n)}(\Pi_{\text{Lin}})$  in Lemma 7. By plugging the result of Lemma 7 into Theorem 2, One can quickly remark that the regret  $R_{\text{DRO}}(\hat{\pi}_{\text{DRO}})$  achieves the optimal asymptotic convergence rate  $O_p(1/\sqrt{n})$  given by Theorem 2.

**Lemma 7.** *There exists a universal constant  $C$  such that  $\kappa^{(n)}(\Pi_{\text{Lin}}) \leq C \sqrt{dp \log(d) \log(dp)}$ .*

The proof of Lemma 7 is achieved by upper bounding  $\epsilon$ -Hamming covering number  $N_H^{(n)}(\epsilon, \Pi_{\text{Lin}})$  in terms of a generalization of the Vapnik-Chervonenkis dimension for multiclass problems, called the *graph dimension* (see the definition in [8]), then deploy an upper bound of graph dimension for linear policy class provided in [21].

### 5.3 A Toy Example

In this section, we present a simple example with an explicitly computable optimal linear DRO policy, in order to justify the effectiveness of linear policy learning introduced in Section 5.2 and distributionally robust policy learning in Section 4.

We consider  $\mathcal{X} = \{x = (x(1), \dots, x(p)) \in \mathbf{R}^p : \sum_{i=1}^p x(i)^2 \leq 1\}$  to be a  $p$ -dimensional closed unit ball, and the action set  $\mathcal{A} = \{1, \dots, d\}$ . We assume that  $Y(i)$ 's are mutually independent conditional

on  $X$  with conditional distribution

$$Y(i)|X \sim \mathcal{N}(\beta_i^\top X, \sigma_i^2), \text{ for } i = 1, \dots, d.$$

for vectors  $\{\beta_1, \dots, \beta_d\} \subset \mathbf{R}^p$  and  $\{\sigma_1^2, \dots, \sigma_d^2\} \subset \mathbf{R}_+$ . In this case, by directly computing the moment generating functions and applying Proposition 2, we have

$$\bar{\pi}_{\text{DRO}}^*(x) \in \arg \max_{i \in \{1, \dots, d\}} \left\{ \beta_i^\top x - \frac{\sigma_i^2}{2\alpha^*(\bar{\pi}_{\text{DRO}}^*)} \right\}.$$

We consider the linear policy class  $\Pi_{\text{Lin}}$ . Apparently, the DRO Bayes policy  $\bar{\pi}_{\text{DRO}}^*(x)$  is in the class  $\Pi_{\text{Lin}}$ , thus it is also the optimal linear DRO policy, i.e.,  $\bar{\pi}_{\text{DRO}}^* \in \arg \max_{\pi \in \Pi_{\text{Lin}}} Q_{\text{DRO}}(\pi)$ . Consequently, we can check the efficacy of the distributionally robust policy learning algorithm by comparing  $\hat{\pi}_{\text{DRO}}$  against  $\bar{\pi}_{\text{DRO}}^*$ .

Now we describe the parameter in the experiment. We choose  $p = 5$  and  $d = 3$ . To facilitate visualization of the decision boundary, we set all the entries of  $\beta_i$  be 0 except the first two dimensions. Specifically, we choose

$$\beta_1 = (1, 0, 0, 0, 0), \quad \beta_2 = (-1/2, \sqrt{3}/2, 0, 0, 0), \quad \beta_3 = (-1/2, -\sqrt{3}/2, 0, 0, 0).$$

and  $\sigma_1 = 0.2, \sigma_2 = 0.5, \sigma_3 = 0.8$ . We define the Bayes policy  $\bar{\pi}^*$  as the policy that maximizes  $\mathbf{E}_{\mathbf{P}_0}[Y(\pi(X))]$  within the class of all measurable policies. Under above setting,  $\bar{\pi}^*(x) \in \arg \max_{i=1,2,3} \{\beta_i^\top x\}$ . The feature space  $\mathcal{X}$  can be partitioned into three regions based on  $\bar{\pi}^*$ : for  $i = 1, 2, 3$ , we say  $x \in \mathcal{X}$  belongs to Region  $i$  if  $\bar{\pi}^*(x) = i$ . Given  $X$ , the action  $A$  is drawn according to the underlying data collection policy  $\pi_0$ , which is described in Table 1.

	Region 1	Region 2	Region 3
Action 1	0.50	0.25	0.25
Action 2	0.25	0.50	0.25
Action 3	0.25	0.25	0.50

Table 1: The probabilities of selecting an action based on  $\pi_0$  in the linear example.

We generate  $\{X_i, A_i, Y_i\}_{i=1}^n$  according to the procedure described above as training dataset, from which we learn the non-robust linear policy  $\hat{\pi}_{\text{Lin}}$  and distributionally robust linear policy  $\hat{\pi}_{\text{DRO}}$ . Figure 1 presents the decision boundary of four different policies: (a)  $\bar{\pi}^*$ ; (b)  $\hat{\pi}_{\text{Lin}}$ ; (c)  $\bar{\pi}_{\text{DRO}}^*$ ; (d)  $\hat{\pi}_{\text{DRO}}$ , where  $n = 5000$  and  $\delta = 0.2$ . One can quickly remark that the decision boundary of  $\hat{\pi}_{\text{Lin}}$  resembles  $\bar{\pi}^*$ ; and the decision boundary of  $\hat{\pi}_{\text{DRO}}$  resembles  $\bar{\pi}_{\text{DRO}}^*$ , which demonstrates that  $\hat{\pi}_{\text{Lin}}$  is the (nearly) optimal non-DRO policy and  $\hat{\pi}_{\text{DRO}}$  is the (nearly) optimal DRO policy.

This distinction between  $\bar{\pi}^*$  and  $\bar{\pi}_{\text{DRO}}^*$  is also apparent in Figure 1:  $\bar{\pi}_{\text{DRO}}^*$  is less likely to choose Action 3, but more likely to choose Action 1. In words, distributionally robust policy prefers action with smaller variance. We remark that this finding is consistent with the literature [25, 26] as they find the DRO problem with KL-divergence is a good approximation to the variance-regularized



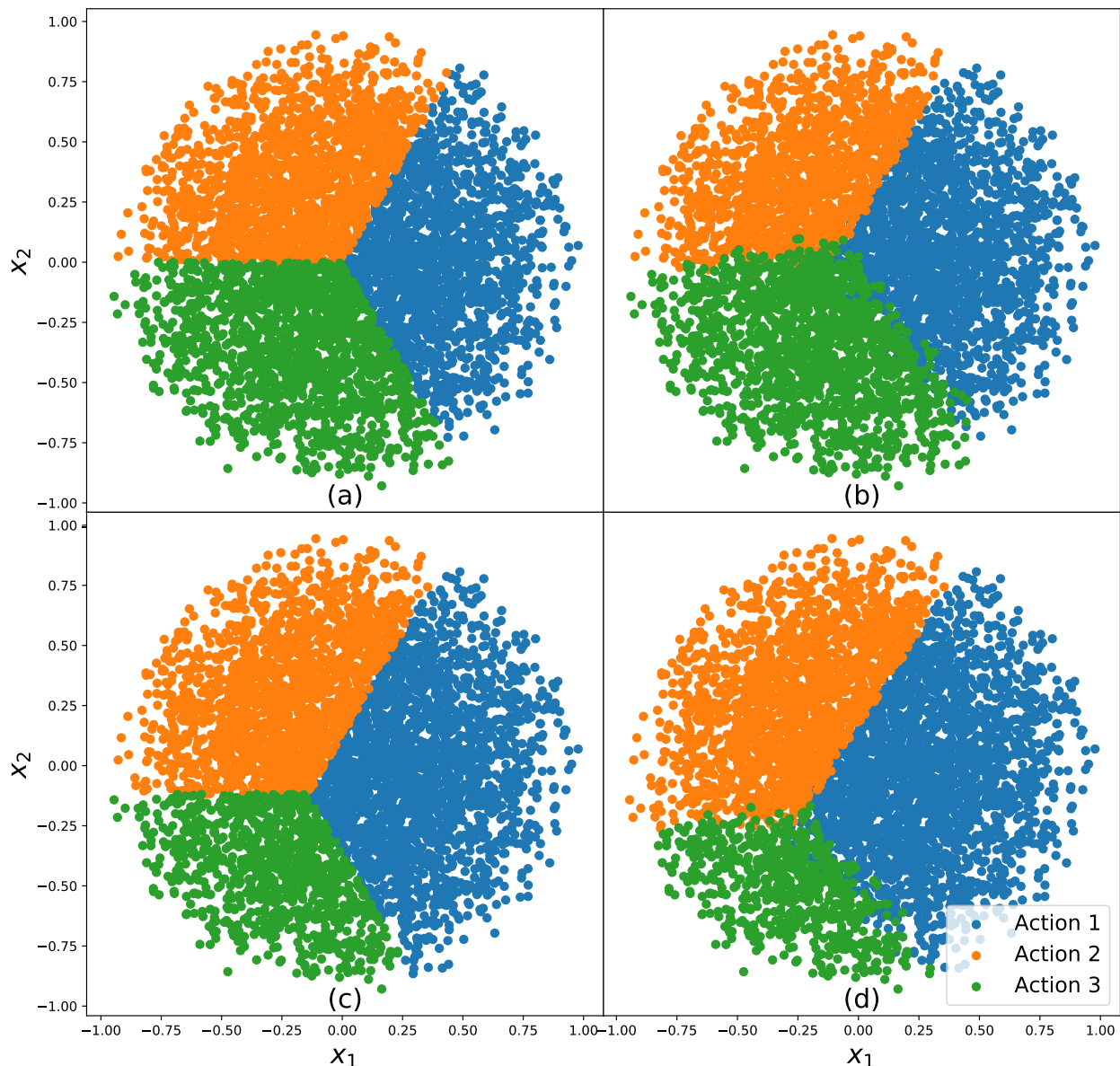


Figure 1: Comparison of decision boundaries for different policies in the linear example: (a) Bayes policy  $\bar{\pi}^*$ ; (b) linear policy  $\hat{\pi}_{\text{Lin}}$ ; (c) Bayes distributionally robust policy  $\bar{\pi}_{\text{DRO}}^*$ ; (d) distributionally robust linear policy  $\hat{\pi}_{\text{DRO}}$ . We visualize the actions selected by different policies against the value of  $(X(1), X(2))$ . Training set size  $n = 5000$ ; size of distributional uncertainty set  $\delta = 0.2$ .

quantity when  $\delta \rightarrow 0$ .

#### 5.4 A Non-linear Boundary Example

In this section, we compare the performance of different estimators in a simulation environment where the Bayes decision boundaries are nonlinear.

We consider  $\mathcal{X} = [-1, 1]^5$  to be a 5-dimensional cube, and the action set  $\mathcal{A} = \{1, 2, 3\}$ . We assume that  $Y(i)$ 's are mutually independent conditional on  $X$  with conditional distribution

$$Y(i)|X \sim \mathcal{N}(\mu_i(X), \sigma_i^2), \text{ for } i = 1, 2, 3.$$

where  $\mu_i : \mathcal{X} \rightarrow \mathcal{A}$  is a measurable function and  $\sigma_i \in \mathbf{R}_+$  for  $i = 1, 2, 3$ . In this setting, we are still able to analytically compute the Bayes policy  $\bar{\pi}^*(x) \in \arg \max_{i=1,2,3} \{\mu_i(x)\}$  and the DRO Bayes  $\bar{\pi}_{\text{DRO}}^*(x) \in \arg \max_{i=1,2,3} \left\{ \mu_i(x) - \frac{\sigma_i^2}{2\alpha^*(\bar{\pi}_{\text{DRO}}^*)} \right\}$ .

In this section, the conditional mean  $\mu_i(x)$  and conditional variance  $\sigma_i$  are chosen as

$$\begin{aligned} \mu_1(x) &= 0.2x(1), & \sigma_1 &= 0.8, \\ \mu_2(x) &= 1 - \sqrt{(x(1) + 0.5)^2 + (x(2) - 1)^2}, & \sigma_2 &= 0.2, \\ \mu_3(x) &= 1 - \sqrt{(x(1) + 0.5)^2 + (x(2) + 1)^2}, & \sigma_3 &= 0.4. \end{aligned}$$

Given  $X$ , the action  $A$  is drawn according to the underlying data collection policy  $\pi_0$  described in Table 2.

	Region 1	Region 2	Region 3
Action 1	0.50	0.25	0.25
Action 2	0.30	0.40	0.30
Action 3	0.30	0.30	0.40

Table 2: The probabilities of selecting an action based on  $\pi_0$  in nonlinear example.

Now we generate the training set  $\{X_i, A_i, Y_i\}_{i=1}^n$  and learn the non-robust linear policy  $\hat{\pi}_{\text{Lin}}$  and distributionally robust linear policy  $\hat{\pi}_{\text{DRO}}$  in linear policy class  $\Pi_{\text{Lin}}$ , for  $n = 5000$  and  $\delta = 0.2$ . Figure 2 presents the decision boundary of four different policies: (a)  $\bar{\pi}^*$ ; (b)  $\hat{\pi}_{\text{Lin}}$ ; (c)  $\bar{\pi}_{\text{DRO}}^*$ ; (d)  $\hat{\pi}_{\text{DRO}}$ . As  $\bar{\pi}^*$  and  $\bar{\pi}_{\text{DRO}}^*$  have nonlinear decision boundaries, any linear policy is incapable of accurate recovery of Bayes policy. However, we quickly notice that the boundary produced by  $\hat{\pi}_{\text{Lin}}$  and  $\hat{\pi}_{\text{DRO}}$  are reasonable linear approximation of  $\bar{\pi}^*$  and  $\bar{\pi}_{\text{DRO}}^*$ , respectively. It is also noteworthy that the robust policy prefers action with small variance (Action 2), which is consistent with our finding in Section 5.2.

Now we introduce two evaluation metrics in order to quantitatively characterize the adversarial performance for different policies.

1. We generate a test set with  $n' = 2500$  i.i.d. data points sampled from  $\mathbf{P}_0$  and evaluate the worst case performance of each policy using  $\hat{Q}_{\text{DRO}}$  with a radius  $\delta^{\text{test}}$ . Note that  $\delta^{\text{test}}$  may be different from  $\delta$  in the training procedure. The results are reported in the first row in Tables 3 and 4.
2. We first generate  $M = 100$  independent test sets, where each test set consists of  $n' = 2500$  i.i.d. data points sampled from  $\mathbf{P}_0$ . We denote them by

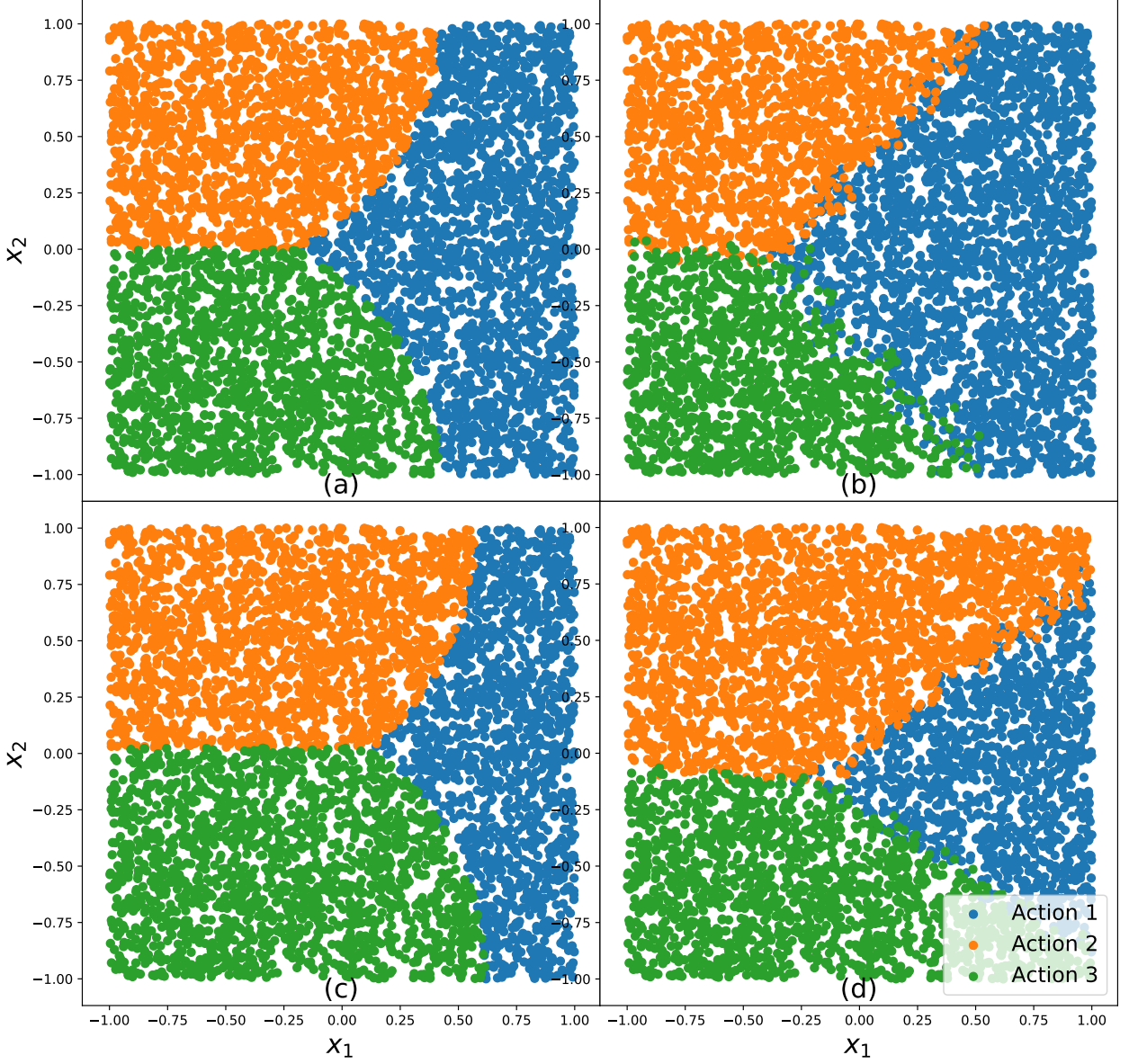


Figure 2: Comparison of decision boundaries for different policies in nonlinear example: (a) optimal policy under population distribution  $\mathbf{P}_0$ ; (b) optimal linear policy  $\hat{\pi}_{\text{Lin}}$  learned from data; (c) Bayes distributionally robust policy  $\bar{\pi}_{\text{DRO}}^*$ ; (d) distributionally robust linear policy  $\hat{\pi}_{\text{DRO}}$ . We visualize the actions selected by different policies against the value of  $(X(1), X(2))$ . Training size is 5000; size of distributional uncertainty set  $\delta = 0.2$ .

$\left\{ \left\{ \left( X_i^{(j)}, Y_i^{(j)}(a^1), \dots, Y_i^{(j)}(a^d) \right) \right\}_{i=1}^{n'} \right\}_{j=1}^M$ . Then, we randomly sample a new dataset around each dataset, i.e.,  $\left( \tilde{X}_i^{(j)}, \tilde{Y}_i^{(j)}(a^1), \dots, \tilde{Y}_i^{(j)}(a^d) \right)$  is sampled on the KL-sphere centered at  $\left( X_i^{(j)}, Y_i^{(j)}(a^1), \dots, Y_i^{(j)}(a^d) \right)$  with a radius  $\delta^{\text{test}}$ . Then, we evaluate each policy using  $\hat{Q}_{\min}$ ,

defined by

$$\hat{Q}_{\min}(\pi) \triangleq \min_{1 \leq j \leq M} \left\{ \frac{1}{n'} \sum_{i=1}^{n'} \tilde{Y}_i^{(j)} \left( \pi \left( \tilde{X}_i^{(j)} \right) \right) \right\}.$$

The results are reported in the second row in Tables 3 and 4.

We compare of robust performance of  $\hat{\pi}_{\text{Lin}}$  and  $\hat{\pi}_{\text{DRO}}$ , and the POEM policy  $\hat{\pi}_{\text{POEM}}$  introduced in [73]. The regularization parameter of the POEM estimator is chosen from  $\{0.05, 0.1, 0.2, 0.5, 1\}$ , and we find the results are insensitive to the regularization parameter. We fix the uncertainty radius  $\delta = 0.2$  used in the training procedure and size of test set  $n' = 2500$ . In Table 3, we let the training set size range from 500 to 2500, and we fix  $\delta^{\text{test}} = \delta = 0.2$ , while in Table 4, we fix the training set size to be  $n = 2500$ , and we let the magnitude of “environment change”  $\delta^{\text{test}}$  range from 0.02 to 0.4. Tables 3 and 4 report the mean and the standard error of the mean of  $\hat{Q}_{\text{DRO}}$  and  $\hat{Q}_{\min}$  computed using  $T = 100$  i.i.d. experiments, where an independent training set and an independent test set are generated in each experiment.

		$n = 500$	$n = 1000$	$n = 1500$	$n = 2000$	$n = 2500$
$\hat{Q}_{\text{DRO}}$	$\hat{\pi}_{\text{Lin}}$	$0.0808 \pm 0.0045$	$0.1035 \pm 0.0028$	$0.1136 \pm 0.0017$	$0.1146 \pm 0.0014$	$0.1152 \pm 0.0011$
	$\hat{\pi}_{\text{DRO}}$	$0.0938 \pm 0.0040$	$0.1111 \pm 0.0023$	$0.1164 \pm 0.0015$	$0.1179 \pm 0.0012$	$0.1175 \pm 0.0010$
	$\hat{\pi}_{\text{POEM}}$	$0.0612 \pm 0.0045$	$0.0893 \pm 0.0028$	$0.0963 \pm 0.0019$	$0.1064 \pm 0.0016$	$0.1070 \pm 0.0017$
$\hat{Q}_{\min}$	$\hat{\pi}_{\text{Lin}}$	$0.2139 \pm 0.0036$	$0.2346 \pm 0.0023$	$0.2412 \pm 0.0016$	$0.2427 \pm 0.0015$	$0.2434 \pm 0.0015$
	$\hat{\pi}_{\text{DRO}}$	$0.2208 \pm 0.0035$	$0.2365 \pm 0.0018$	$0.2462 \pm 0.0014$	$0.2444 \pm 0.0014$	$0.2469 \pm 0.0014$
	$\hat{\pi}_{\text{POEM}}$	$0.2019 \pm 0.0033$	$0.2258 \pm 0.0023$	$0.2321 \pm 0.0018$	$0.2419 \pm 0.0016$	$0.2392 \pm 0.0019$

Table 3: Comparison of robust performance for different training sizes  $n$  when  $\delta = \delta^{\text{test}} = 0.2$ .

We can easily observe from Table 3 that the robust performance of  $\hat{\pi}_{\text{DRO}}$  dominates that of  $\hat{\pi}_{\text{Lin}}$  and  $\hat{\pi}_{\text{POEM}}$  significantly, which implies  $\hat{\pi}_{\text{DRO}}$  is more resilient to adversarial perturbations. We also highlight that  $\hat{\pi}_{\text{DRO}}$  has smaller standard deviation ( $\sqrt{T} \times \text{standard error}$ ) in Table 3 and the superiority of  $\hat{\pi}_{\text{DRO}}$  is more manifest under smaller training set, indicating  $\hat{\pi}_{\text{DRO}}$  is a more stable estimator compared with  $\hat{\pi}_{\text{Lin}}$  and  $\hat{\pi}_{\text{POEM}}$ . In Table 4, we find that  $\hat{\pi}_{\text{DRO}}$  outperforms  $\hat{\pi}_{\text{Lin}}$  and  $\hat{\pi}_{\text{POEM}}$  for a wide range of  $\delta^{\text{test}}$  significantly even if the model is misspecified in the sense that  $\delta^{\text{test}} \neq \delta$ , and the results of small  $\delta^{\text{test}}$  indicate that our method may be able to potentially alleviate overfitting. These results show that our method is insensitive with the choice of the uncertainty radius  $\delta$  in the training procedure, but if the training  $\delta$  is closed to the actual magnitude of “environment change”

		$\delta^{\text{test}} = 0.02$	$\delta^{\text{test}} = 0.05$	$\delta^{\text{test}} = 0.10$	$\delta^{\text{test}} = 0.20$	$\delta^{\text{test}} = 0.30$	$\delta^{\text{test}} = 0.40$
$\hat{Q}_{\text{DRO}}$	$\hat{\pi}_{\text{Lin}}$	$0.2153 \pm 0.0008$	$0.1860 \pm 0.0008$	$0.1555 \pm 0.0009$	$0.1152 \pm 0.0011$	$0.0856 \pm 0.0012$	$0.0622 \pm 0.0012$
	$\hat{\pi}_{\text{DRO}}$	$0.2168 \pm 0.0007$	$0.1888 \pm 0.0008$	$0.1599 \pm 0.0009$	$0.1175 \pm 0.0010$	$0.0904 \pm 0.0011$	$0.0664 \pm 0.0011$
	$\hat{\pi}_{\text{POEM}}$	$0.2090 \pm 0.0012$	$0.1811 \pm 0.0013$	$0.1508 \pm 0.0015$	$0.1070 \pm 0.0017$	$0.0792 \pm 0.0019$	$0.0567 \pm 0.0018$
$\hat{Q}_{\min}$	$\hat{\pi}_{\text{Lin}}$	$0.2592 \pm 0.0013$	$0.2595 \pm 0.0013$	$0.2503 \pm 0.0014$	$0.2434 \pm 0.0015$	$0.2396 \pm 0.0016$	$0.2325 \pm 0.0016$
	$\hat{\pi}_{\text{DRO}}$	$0.2645 \pm 0.0013$	$0.2583 \pm 0.0014$	$0.2554 \pm 0.0014$	$0.2469 \pm 0.0014$	$0.2384 \pm 0.0015$	$0.2345 \pm 0.0013$
	$\hat{\pi}_{\text{POEM}}$	$0.2572 \pm 0.0015$	$0.2510 \pm 0.0017$	$0.2482 \pm 0.0016$	$0.2392 \pm 0.0019$	$0.2319 \pm 0.0015$	$0.2260 \pm 0.0017$

Table 4: Comparison of robust performance for different test environments  $\delta_{\text{test}}$  when  $\delta = 0.2$  and  $n = 2500$ .

such that  $\delta = \delta^{\text{test}}$ , the performance gain is relatively large.

## 6 Real Data Experiments: Application on a Voting Dataset

In this section, we compare the empirical performance of different estimators on a voting dataset concerning with August 2006 primary election. This dataset was originally collected by [33] to study the effect of social pressure on electoral participation rates. Later, the dataset was employed by [86] to study the empirical performance of several offline policy learning algorithms. In this section, we will apply different policy learning algorithms to this dataset and illustrate some interesting findings.

### 6.1 Dataset Description

For completeness of the paper, we borrow the description of the dataset from [86] as we use the almost the same (despite different reward) data preprocessing procedure. We only focus on aspects that are relevant to our current policy learning context.

The dataset contains 180002 data points (i.e.  $n = 180002$ ), each corresponding to a single voter in a different household. The voters span the entire state of Michigan. There are ten voter characteristics in the dataset: *year of birth*, *sex*, *household size*, *city*, *g2000*, *g2002*, *g2004*, *p2000*, *p2002*, *p2004*. The first four features are self-explanatory. The next three features are outcomes for whether a voter has voted for general elections in 2000, 2002 and 2004 respectively: 1 was recorded if the voter did vote and 0 was recorded if the voter didn't vote. The last three features are outcomes for whether a voter has voted for primary in 2000, 2002 and 2004. As pointed out in [33], these 10 features are commonly used as covariates for predicting whether an individual voter will vote.

There are five actions in total, as listed below:

**Nothing:** No action is performed.

**Civic:** A letter with “Do your civic duty” is emailed to the household before the primary election.

**Monitored:** A letter with “You are being studied” is emailed to the household before the primary election. Voters receiving this letter are informed that whether they vote or not in this election will be observed.

**Self History:** A letter with the voter's past voting records as well as the voting records of other voters who live in the same household is mailed to the household before the primary election. The letter also indicates that, once the election is over, a follow-up letter on whether the voter has voted will be sent to the household.

**Neighbors:** A letter with the voting records of this voter, the voters living in the same household, the voters who are neighbors of this household is emailed to the household before the primary election. The letter also indicates that “all your neighbors will be able to see your past voting records” and that follow-up letters will be sent so that whether this voter has voted in the upcoming election will become public knowledge among the neighbors.

In collecting this dataset, these five actions are chosen at random independent of everything else, with probabilities equal to  $\frac{10}{18}, \frac{2}{18}, \frac{2}{18}, \frac{2}{18}, \frac{2}{18}$  (in the same order as listed above). The outcome is

whether a voter has voted in the 2006 primary election, which is either 1 or 0. Instead of directly using the voting outcome as reward, which tends to suggest **Neighbors** is the best policy for the whole population, we define  $Y_i$ , the reward associated to voter  $i$ , as the voting outcome minus the cost of deploying an action to this voter, namely,

$$Y_i(a) = \mathbf{1}\{\text{voter } i \text{ votes under action } a\} - c_a, \quad \forall a \in \mathcal{A},$$

where  $c_a$  is the vector of cost for deploying certain actions. Here, we set  $c_a = (0.3, 0.32, 0.34, 0.36, 0.38)$  to be closed to the empirical average of each action.

## 6.2 Decision trees and Greedy Tree Search

We first introduce the decision-tree policy classes. We follow the convention in [9] here. A depth- $L$  tree has  $L$  layers in total: branch nodes live in the first  $L - 1$  layers, while the leaf nodes live in the last layer. Each branch node is specified by the variable to be split on and the threshold  $b$ . At a branch node, each component of the  $p$ -dimension feature vector  $x$  can be chosen as a split variable. The set of all depth- $L$  trees is denoted by  $\Pi_L$ . Then, Lemma 4 in [86] shows that

$$\kappa^{(n)}(\Pi_L) \leq \sqrt{(2^L - 1) \log p + 2^L \log d} + \frac{4}{3} L^{1/4} \sqrt{2^L - 1}.$$

In the voting dataset experiment, we concentrate on the policy class  $\Pi_L$ .

The algorithm for decision tree learning need to be computationally efficient, since algorithm will be iteratively executed in Line 7 of Algorithm 2 to compute  $\arg \min_{\pi \in \Pi_L} \hat{W}_n(\pi, \alpha)$ . As finding an optimal classification tree is generally intractable, see [9], here we introduce an heuristic algorithm called *greedy tree search*. The procedure of greedy tree search can be inductively defined. First, to learn a depth-2 tree, greedy tree search will brute force search all the possible splitting choices of the branch node, as well as all the possible actions of the leaf nodes. Suppose that the learning procedure for depth- $(L - 1)$  tree has been defined. To learn a depth- $L$  tree, we first learn a depth-2 tree with the optimal branching node, which partitions all the training data into two disjoint groups associated with two leaf nodes. Then each leaf node is replaced by the depth- $(L - 1)$  tree trained using the data in the associated group.

## 6.3 Training and Evaluation Procedure

Consider a hypothetical experiment of designing distributionally robust policy. In the experiment, suppose that the training data is collected from some cities, and our goal is to learn a robust policy to be deployed to the other cities. Dividing the training and test population based on the city they live creates both covariate shift and concept drift between training set and test set. For example, considering the covariate shift first, the distribution of *year of birth* is generally different across different cities. As for concept drift, it is conceivable that different groups of population may have different response to the same action, depending on some latent factors that are not reported in the

dataset, such as occupation and education. The distribution of such latent factors also varies among different cities, which results in concept drift. Consequently, we use the feature *city* to divide the training set and test set, in order to test policy performance under “environmental change”.

The voting data set contains 101 distinct cities. To comprehensively evaluate the out-of-sample policy performance, we borrow the idea from leave-one-out cross-validation to generate 101 pairs of training set and test set, each test set contains exactly one district city and the corresponding training set is the complement set of the test set. On each pair of training set and test set, we learn a non-robust depth-3 decision tree policy  $\hat{\pi}_3$  and distributionally robust decision tree policies  $\hat{\pi}_{\text{DRO}}$  in  $\Pi_3$  for  $\delta \in \{0.1, 0.2, 0.3, 0.4\}$ , then on the test set the policies are evaluated using the unbiased IPW estimator

$$\hat{Q}_{\text{IPW}}(\pi) \triangleq \frac{1}{n} \sum_{i=1}^n \frac{\mathbf{1}\{\pi(X_i) = A_i\}}{\pi_0(A_i | X_i)} Y_i(A_i).$$

Consequently, for each policy  $\pi$  we get 101 of  $\hat{Q}_{\text{IPW}}(\pi)$  scores on 101 different test sets.

## 6.4 Experimental Result and Interpretation

We summarize some important statistics of  $\hat{Q}_{\text{IPW}}(\pi)$  scores in Table 5, including mean, standard deviation, minimal value, 5th percentile, 10th percentile, and 20th percentile. All the statistics are calculated based on the result of 101 test set.

		mean	std	min	5th percentile	10th percentile	20th percentile
	$\hat{Q}_{\text{IPW}}(\hat{\pi}_3)$	0.0386	0.0991	-0.2844	-0.1104	-0.0686	-0.0358
$\hat{Q}_{\text{IPW}}(\hat{\pi}_{\text{DRO}})$	$\delta = 0.1$	0.0458	0.0989	-0.2321	-0.1007	-0.0489	-0.0223
	$\delta = 0.2$	0.0368	0.0895	-0.2314	-0.0785	-0.0518	-0.0217
	$\delta = 0.3$	0.0397	0.0864	-0.2313	-0.0677	-0.0407	-0.0190
	$\delta = 0.4$	0.0383	0.0863	-0.2312	-0.0677	-0.0429	-0.0202

Table 5: Comparison of important statistics for voting dataset.

We remark from Table 5 that the mean value of  $\hat{Q}_{\text{IPW}}(\hat{\pi}_{\text{DRO}})$  is comparable with respect to  $\hat{Q}_{\text{IPW}}(\hat{\pi}_3)$ , and it is even better when an appropriate value of  $\delta$  (such as  $\delta = 0.1$ ) is selected. One can also observe from table that  $\hat{Q}_{\text{IPW}}(\hat{\pi}_{\text{DRO}})$  has smaller standard deviation and larger minimal value when comparing with  $\hat{Q}_{\text{IPW}}(\hat{\pi}_3)$ , and the difference becomes larger as  $\delta$  increase. The comparison of 5th, 10th, and 20th percentile in the table also indicates that  $\hat{\pi}_{\text{DRO}}$  has better performance than  $\hat{\pi}_3$  in “bad” (or “adversarial”) scenarios of environmental change, which is exactly the desired behavior of  $\hat{\pi}_{\text{DRO}}$  by its design.

To reinforce our observation in Table 5, we visualize and compare the distribution of  $\hat{Q}_{\text{IPW}}(\hat{\pi}_{\text{DRO}})$  and  $\hat{Q}_{\text{IPW}}(\hat{\pi}_3)$  in Figure 3, for (a)  $\delta = 0.1$  and (b)  $\delta = 0.4$ . We notice from the figure that the histogram of  $\hat{Q}_{\text{IPW}}(\hat{\pi}_{\text{DRO}})$  is more concentrated than the histogram of  $\hat{Q}_{\text{IPW}}(\hat{\pi}_3)$ , which supports our observation that  $\hat{\pi}_{\text{DRO}}$  is more robust.

We present two instances of distributionally robust decision trees in Figure 4: (a) is an instance of robust tree with  $\delta = 0.1$ , and (b) is an instance of robust tree with  $\delta = 0.4$ . We remark that the

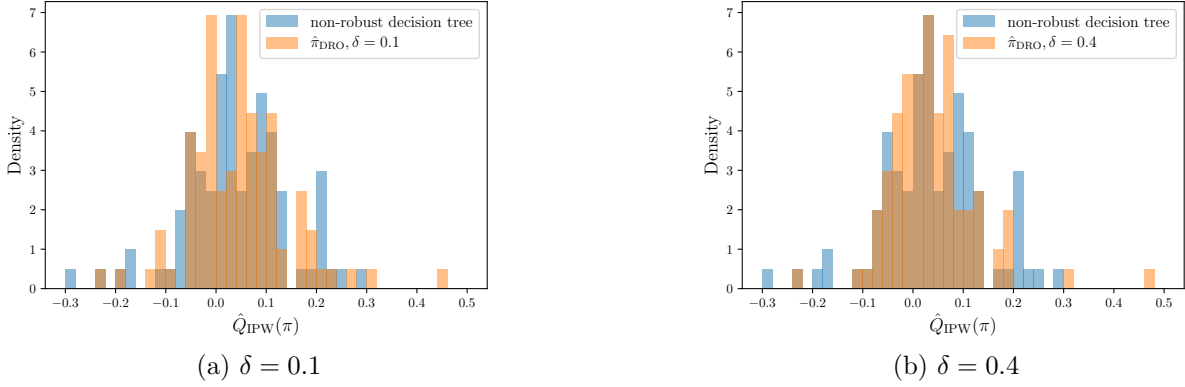


Figure 3: Comparison of the distribution of  $\hat{Q}_{IPW}$  between distributionally robust decision tree against non-robust decision tree. (a)  $\delta = 0.1$ , (b)  $\delta = 0.4$ .

decision tree in (b) deploys the action **Nothing** to most of the potential voters, because almost all the individuals in the dataset was born after 1917 and has a household size less than 6. For a large value of  $\delta$ , the distributionally robust policy  $\hat{\pi}_{DRO}$  becomes almost degenerate, which only selects **Nothing**, the action with minimal reward variation.

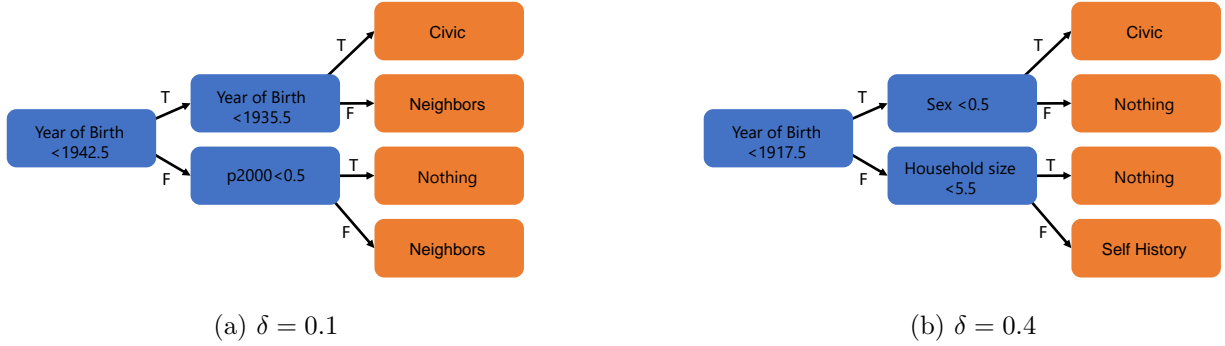


Figure 4: Examples of distributionally robust decision trees when (a)  $\delta = 0.1$ , (b)  $\delta = 0.4$ .

## 7 Extension to $f$ -divergence Uncertainty Set

In this section, we generalize the KL-divergence to  $f$ -divergence. Here, we define  $f$ -divergence between  $\mathbf{P}$  and  $\mathbf{P}_0$  as

$$D_f(\mathbf{P}||\mathbf{P}_0) \triangleq \int f\left(\frac{d\mathbf{P}}{d\mathbf{P}_0}\right) d\mathbf{P}_0,$$

where  $f : \mathbf{R} \rightarrow \mathbf{R}_+ \cup \{+\infty\}$  is a convex function satisfying  $f(1) = 0$  and  $f(t) = +\infty$  for any  $t < 0$ . Then, define the  $f$ -divergence uncertainty set as  $\mathcal{U}_{\mathbf{P}_0}^f(\delta) \triangleq \{\mathbf{P} \ll \mathbf{P}_0 \mid D_f(\mathbf{P}||\mathbf{P}_0) \leq \delta\}$ . Accordingly, the distributionally robust value function is defined below.

**Definition 6.** For a given  $\delta > 0$ , the distributionally robust value function  $Q_{DRO}^f : \Pi \rightarrow \mathbf{R}$  is



defined as:  $Q_{\text{DRO}}^f(\pi) \triangleq \inf_{\mathbf{P} \in \mathcal{U}_{\mathbf{P}_0}^f(\delta)} \mathbf{E}_{\mathbf{P}}[Y(\pi(X))]$ .

We focus on Cressie-Read family of  $f$ -divergence, defined in [19]. For  $k \in (1, \infty)$ , function  $f_k$  is defined as

$$f_k(t) \triangleq \frac{t^k - kt + k - 1}{k(k-1)}.$$

As  $k \rightarrow 1$ ,  $f_k \rightarrow f_1(t) = t \log t - t + 1$ , which gives KL-divergence. For the ease of notation, we use  $Q_{\text{DRO}}^k(\cdot)$ ,  $\mathcal{U}_{\mathbf{P}_0}^k(\delta)$ , and  $D_k(\cdot||\cdot)$  as shorthands of  $Q_{\text{DRO}}^f(\cdot)$ ,  $\mathcal{U}_{\mathbf{P}_0}^f(\delta)$ , and  $D_f(\cdot||\cdot)$ , respectively, for  $k \in [1, \infty)$ . We further define  $k_* \triangleq k/(k-1)$ , and  $c_k(\delta) \triangleq (1 + k(k-1)\delta)^{1/k}$ . Then, [24] gives the following duality results.

**Lemma 8.** *For any Borel measure  $\mathbf{P}$  supported on the space  $\mathcal{X} \times \prod_{j=1}^d \mathcal{Y}_j$  and  $k \in (1, \infty)$ , we have*

$$\inf_{\mathbf{Q} \in \mathcal{U}_{\mathbf{P}}^k(\delta)} \mathbf{E}_{\mathbf{Q}}[Y(\pi(X))] = \sup_{\alpha \in \mathbf{R}} \left\{ -c_k(\delta) \mathbf{E}_{\mathbf{P}} \left[ (-Y(\pi(X)) + \alpha)_+^{k_*} \right]^{\frac{1}{k_*}} + \alpha \right\}.$$

We then generalize Lemma 5 to Lemma 9 and Lemma 6 to Lemma 10 for  $f_k$ -divergence uncertainty set.

**Lemma 9.** *For any probability measures  $\mathbf{P}_1, \mathbf{P}_2$  supported on  $\mathbf{R}$  and  $k \in [1, +\infty)$ , we have*

$$\begin{aligned} & \left| \sup_{\alpha \in \mathbf{R}} \left\{ -c_k(\delta) \mathbf{E}_{\mathbf{P}_1} \left[ (-Y + \alpha)_+^{k_*} \right]^{\frac{1}{k_*}} + \alpha \right\} - \sup_{\alpha \in \mathbf{R}} \left\{ -c_k(\delta) \mathbf{E}_{\mathbf{P}_2} \left[ (-Y + \alpha)_+^{k_*} \right]^{\frac{1}{k_*}} + \alpha \right\} \right| \\ & \leq c_k(\delta) \sup_{t \in [0,1]} |q_{\mathbf{P}_1}(t) - q_{\mathbf{P}_2}(t)|. \end{aligned}$$

**Lemma 10.** *Suppose  $\mathbf{P}_1$  and  $\mathbf{P}_2$  are supported on  $\mathbb{D}$  and satisfy Assumption 1.3. We further assume  $\mathbf{P}_2$  satisfies Assumption 2.2, when  $TV(\mathbf{P}_1, \mathbf{P}_2) < \underline{b}/2$ , we have for  $k > 1$*

$$\begin{aligned} & \left| \sup_{\alpha \in \mathbf{R}} \left\{ -c_k(\delta) \mathbf{E}_{\mathbf{P}_1} \left[ (-Y + \alpha)_+^{k_*} \right]^{\frac{1}{k_*}} + \alpha \right\} - \sup_{\alpha \in \mathbf{R}} \left\{ -c_k(\delta) \mathbf{E}_{\mathbf{P}_2} \left[ (-Y + \alpha)_+^{k_*} \right]^{\frac{1}{k_*}} + \alpha \right\} \right| \\ & \leq \frac{2c_k(\delta)M}{\underline{b}k_*} (\underline{b}/2)^{1/k_*} TV(\mathbf{P}_1, \mathbf{P}_2). \end{aligned}$$

where  $TV$  denotes the total variation distance.

The proof of Lemma 9 is in Appendix A.6. As an analog of Definitions 3, 4 and Equation (4), we further make the following definition.

**Definition 7.** 1. *The distributionally robust value estimator  $\hat{Q}_{\text{DRO}}^k : \Pi \rightarrow \mathbf{R}$  is defined by*

$$\hat{Q}_{\text{DRO}}^k(\pi) \triangleq \sup_{\alpha \in \mathbf{R}} \left\{ -c_k(\delta) \frac{1}{nS_n} \sum_{i=1}^n \frac{\mathbf{1}\{\pi(X_i) = A_i\}}{\pi_0(A_i | X_i)} \left( (-Y(\pi(X)) + \alpha)_+^{k_*} \right)^{\frac{1}{k_*}} + \alpha \right\}.$$

2. The distributionally robust regret  $R_{\text{DRO}}^k(\pi)$  of a policy  $\pi \in \Pi$  is defined as

$$R_{\text{DRO}}^k(\pi) \triangleq \max_{\pi' \in \Pi} \inf_{\mathbf{P} \in \mathcal{U}_{\mathbb{P}_0}^k(\delta)} \mathbf{E}_{\mathbf{P}}[Y(\pi'(X))] - \inf_{\mathbf{P} \in \mathcal{U}_{\mathbb{P}_0}^k(\delta)} \mathbf{E}_{\mathbf{P}}[Y(\pi(X))].$$

3. The optimal policy  $\hat{\pi}_{\text{DRO}}^k$  which maximizes the value of  $\hat{Q}_{\text{DRO}}^k$  is defined as

$$\hat{\pi}_{\text{DRO}}^k \triangleq \arg \max_{\pi \in \Pi} \hat{Q}_{\text{DRO}}^k(\pi).$$

By applying Lemma 9 and executing the same lines as the proof of Theorem 2, we have an analogous theorem below.

**Theorem 3.** *Suppose Assumption 1 is enforced and  $k > 1$ . With probability at least  $1 - \varepsilon$ , under Assumption 2.1, we have*

$$R_{\text{DRO}}^k(\hat{\pi}_{\text{DRO}}^k) \leq \frac{4c_k(\delta)}{b\eta\sqrt{n}} \left( 24(\sqrt{2} + 1)\kappa^{(n)}(\Pi) + \sqrt{2 \log\left(\frac{2}{\varepsilon}\right)} + C \right),$$

where  $C$  is a universal constant, , and under Assumption 2.2, when

$$n \geq \left\{ \frac{4}{b\eta} \left( 24(\sqrt{2} + 1)\kappa^{(n)}(\Pi) + 48\sqrt{|\mathbb{D}|\log(2)} + \sqrt{2 \log\left(\frac{2}{\varepsilon}\right)} \right) \right\}^2,$$

we have

$$R_{\text{DRO}}(\hat{\pi}_{\text{DRO}}) \leq \frac{4c_k(\delta)M}{k^*b\eta\sqrt{n}} (b/2)^{1/k^*} \left( 24(\sqrt{2} + 1)\kappa^{(n)}(\Pi) + 48\sqrt{|\mathbb{D}|\log(2)} + \sqrt{2 \log\left(\frac{2}{\varepsilon}\right)} \right).$$

We emphasize on the importance of Assumption 2. Without Assumption 2, [24] show a minimax rate (in the supervise learning setting)

$$R_{\text{DRO}}^k(\hat{\pi}_{\text{DRO}}^k) = O_p\left(n^{-\frac{1}{k^*\sqrt{2}} \log n}\right), \quad (8)$$

which is much slower than our results under a natural assumption (Assumption 2).

## 8 Conclusion

We have provided a distributionally robust formulation for policy evaluation and policy learning in batch contextual bandits. Our results focus on providing finite-sample learning guarantees, and it is interesting that such learning is enabled by a dual optimization formulation. An interesting subsequent direction would be to extend the algorithm and results to the Wasserstein distance case for batch contextual bandits, which cannot be admitted as a special case of our  $f$ -divergence framework. We leave that for future work.

## References

- [1] Soroosh Shafieezadeh Abadeh, Viet Anh Nguyen, Daniel Kuhn, and Peyman Mohajerin Esfahani. Wasserstein distributionally robust kalman filtering. In *Advances in Neural Information Processing Systems*, pages 8483–8492, 2018.
- [2] Marc Abeille, Alessandro Lazaric, et al. Linear thompson sampling revisited. *Electronic Journal of Statistics*, 11(2):5165–5197, 2017.
- [3] Shipra Agrawal and Navin Goyal. Further optimal regret bounds for thompson sampling. In *Artificial intelligence and statistics*, pages 99–107, 2013.
- [4] Shipra Agrawal and Navin Goyal. Thompson sampling for contextual bandits with linear payoffs. In *International Conference on Machine Learning*, pages 127–135, 2013.
- [5] Aloisio Araujo and Evarist Giné. *The central limit theorem for real and Banach valued random variables*. John Wiley & Sons, 1980.
- [6] Hamsa Bastani and Mohsen Bayati. Online decision making with high-dimensional covariates. *Operations Research*, 68(1):276–294, 2020.
- [7] Güzin Bayraksan and David K Love. Data-driven stochastic programming using phi-divergences. In *The Operations Research Revolution*, pages 1–19. Catonsville: Institute for Operations Research and the Management Sciences, 2015.
- [8] Shai Ben-david, Nicolo Cesabianchi, David Haussler, and Philip M Long. Characterizations of learnability for classes of  $(0, \dots, n)$ -valued functions. *Journal of Computer and System Sciences*, 50(1):74–86, 1995.
- [9] Dimitris Bertsimas and Jack Dunn. Optimal classification trees. *Machine Learning*, 106(7):1039–1082, 2017.
- [10] Dimitris Bertsimas and Adam J Mersereau. A learning approach for interactive marketing to a customer segment. *Operations Research*, 55(6):1120–1135, 2007.
- [11] Dimitris Bertsimas and Melvyn Sim. The price of robustness. *Operations Research*, 52(1):35–53, 2004.
- [12] Jose Blanchet and Karthyek Murthy. Quantifying distributional model risk via optimal transport. *Mathematics of Operations Research*, 44(2):565–600, 2019. doi: 10.1287/moor.2018.0936.
- [13] J Frédéric Bonnans and Alexander Shapiro. *Perturbation analysis of optimization problems*. Springer Science & Business Media, 2013.
- [14] Sébastien Bubeck, Nicolo Cesa-Bianchi, et al. Regret analysis of stochastic and nonstochastic multi-armed bandit problems. *Foundations and Trends® in Machine Learning*, 5(1):1–122, 2012.

- [15] Olivier Chapelle. Modeling delayed feedback in display advertising. In *Proceedings of the 20th ACM SIGKDD international conference on Knowledge discovery and data mining*, pages 1097–1105. ACM, 2014.
- [16] Zhi Chen, Daniel Kuhn, and Wolfram Wiesemann. Data-driven chance constrained programs over wasserstein balls. *arXiv preprint arXiv:1809.00210*, 2018.
- [17] Victor Chernozhukov, Mert Demirer, Greg Lewis, and Vasilis Syrgkanis. Semi-parametric efficient policy learning with continuous actions. In *Advances in Neural Information Processing Systems*, pages 15039–15049, 2019.
- [18] Wei Chu, Lihong Li, Lev Reyzin, and Robert Schapire. Contextual bandits with linear payoff functions. In *Proceedings of the Fourteenth International Conference on Artificial Intelligence and Statistics*, pages 208–214, 2011.
- [19] Noel Cressie and Timothy RC Read. Multinomial goodness-of-fit tests. *Journal of the Royal Statistical Society: Series B (Methodological)*, 46(3):440–464, 1984.
- [20] Amit Daniely, Sivan Sabato, Shai Ben-David, and Shai Shalev-Shwartz. Multiclass learnability and the erm principle. In *Proceedings of the 24th Annual Conference on Learning Theory*, pages 207–232. JMLR Workshop and Conference Proceedings, 2011.
- [21] Amit Daniely, Sivan Sabato, and Shai S Shwartz. Multiclass learning approaches: A theoretical comparison with implications. In *Advances in Neural Information Processing Systems*, pages 485–493, 2012.
- [22] Erick Delage and Yinyu Ye. Distributionally robust optimization under moment uncertainty with application to data-driven problems. *Operations research*, 58(3):595–612, 2010.
- [23] Maria Dimakopoulou, Susan Athey, and Guido Imbens. Estimation considerations in contextual bandits. *arXiv preprint arXiv:1711.07077*, 2017.
- [24] John Duchi and Hongseok Namkoong. Learning models with uniform performance via distributionally robust optimization. *arXiv preprint arXiv:1810.08750*, 2018.
- [25] John Duchi and Hongseok Namkoong. Variance-based regularization with convex objectives. *The Journal of Machine Learning Research*, 20(1):2450–2504, 2019.
- [26] John Duchi, Peter Glynn, and Hongseok Namkoong. Statistics of robust optimization: A generalized empirical likelihood approach. *arXiv preprint arXiv:1610.03425*, 2016.
- [27] John Duchi, Tatsunori Hashimoto, and Hongseok Namkoong. Distributionally robust losses against mixture covariate shifts. *arXiv preprint arXiv:2007.13982*, 2019.

- [28] Miroslav Dudík, John Langford, and Lihong Li. Doubly robust policy evaluation and learning. In *Proceedings of the 28th International Conference on Machine Learning*, pages 1097–1104, 2011.
- [29] Richard M Dudley. The sizes of compact subsets of hilbert space and continuity of gaussian processes. *Journal of Functional Analysis*, 1(3):290–330, 1967.
- [30] Sarah Filippi, Olivier Cappe, Aurélien Garivier, and Csaba Szepesvári. Parametric bandits: The generalized linear case. In *Advances in Neural Information Processing Systems*, pages 586–594, 2010.
- [31] Rui Gao and Anton J Kleywegt. Distributionally robust stochastic optimization with Wasserstein distance. *arXiv preprint arXiv:1604.02199*, 2016.
- [32] Rui Gao, Liyan Xie, Yao Xie, and Huan Xu. Robust hypothesis testing using wasserstein uncertainty sets. In *Advances in Neural Information Processing Systems*, pages 7902–7912, 2018.
- [33] Alan S Gerber, Donald P Green, and Christopher W Larimer. Social pressure and voter turnout: Evidence from a large-scale field experiment. *American political Science review*, 102(1):33–48, 2008.
- [34] Soumyadip Ghosh and Henry Lam. Robust analysis in stochastic simulation: Computation and performance guarantees. *Operations Research*, 2019.
- [35] Alexander Goldenshluger and Assaf Zeevi. A linear response bandit problem. *Stochastic Systems*, 3(1):230–261, 2013.
- [36] Richard W Hamming. Error detecting and error correcting codes. *The Bell system technical journal*, 29(2):147–160, 1950.
- [37] Nam Ho-Nguyen, Fatma Kılınç-Karzan, Simge Küçükyavuz, and Dabeen Lee. Distributionally robust chance-constrained programs with right-hand side uncertainty under wasserstein ambiguity. *arXiv preprint arXiv:2003.12685*, 2020.
- [38] Zhaolin Hu and L Jeff Hong. Kullback-leibler divergence constrained distributionally robust optimization. *Available at Optimization Online*, 2013.
- [39] Guido W Imbens. Nonparametric estimation of average treatment effects under exogeneity: A review. *Review of Economics and statistics*, 86(1):4–29, 2004.
- [40] G.W. Imbens and D.B. Rubin. *Causal Inference in Statistics, Social, and Biomedical Sciences*. Causal Inference for Statistics, Social, and Biomedical Sciences: An Introduction. Cambridge University Press, 2015. ISBN 9780521885881.

- [41] Thorsten Joachims, Adith Swaminathan, and Maarten de Rijke. Deep learning with logged bandit feedback. In *International Conference on Learning Representations*, May 2018.
- [42] Kwang-Sung Jun, Aniruddha Bhargava, Robert Nowak, and Rebecca Willett. Scalable generalized linear bandits: Online computation and hashing. In *Advances in Neural Information Processing Systems*, pages 99–109, 2017.
- [43] Nathan Kallus. Balanced policy evaluation and learning. *Advances in Neural Information Processing Systems*, pages 8895–8906, 2018.
- [44] Nathan Kallus and Angela Zhou. Confounding-robust policy improvement. *arXiv preprint arXiv:1805.08593*, 2018.
- [45] Toru Kitagawa and Aleksey Tetenov. Who should be treated? empirical welfare maximization methods for treatment choice. *Econometrica*, 86(2):591–616, 2018.
- [46] Henry Lam. Recovering best statistical guarantees via the empirical divergence-based distributionally robust optimization. *Operations Research*, 67(4):1090–1105, 2019.
- [47] Henry Lam and Enlu Zhou. The empirical likelihood approach to quantifying uncertainty in sample average approximation. *Operations Research Letters*, 45(4):301–307, 2017.
- [48] Tor Lattimore and Csaba Szepesvári. *Bandit algorithms*. Cambridge University Press, 2020.
- [49] Jaeho Lee and Maxim Raginsky. Minimax statistical learning with wasserstein distances. In *Proceedings of the 32nd International Conference on Neural Information Processing Systems, NIPS’18*, pages 2692–2701, USA, 2018. Curran Associates Inc.
- [50] Erich L Lehmann and George Casella. *Theory of point estimation*. Springer Science & Business Media, 2006.
- [51] Lihong Li, Wei Chu, John Langford, and Robert E Schapire. A contextual-bandit approach to personalized news article recommendation. In *Proceedings of the 19th international conference on World wide web*, pages 661–670. ACM, 2010.
- [52] Lihong Li, Yu Lu, and Dengyong Zhou. Provably optimal algorithms for generalized linear contextual bandits. In *Proceedings of the 34th International Conference on Machine Learning-Volume 70*, pages 2071–2080. JMLR. org, 2017.
- [53] David G Luenberger and Yinyu Ye. *Linear and Nonlinear Programming*, volume 228. Springer, 2010.
- [54] Peyman Mohajerin Esfahani and Daniel Kuhn. Data-driven distributionally robust optimization using the Wasserstein metric: performance guarantees and tractable reformulations. *Mathematical Programming*, 171(1):115–166, Sep 2018. ISSN 1436-4646. doi: 10.1007/s10107-017-1172-1.

- [55] Hongseok Namkoong and John C Duchi. Stochastic gradient methods for distributionally robust optimization with f-divergences. In *Proceedings of the 30th International Conference on Neural Information Processing Systems*, pages 2216–2224. Red Hook: Curran Associates Inc., 2016.
- [56] Balas K Natarajan. On learning sets and functions. *Machine Learning*, 4(1):67–97, 1989.
- [57] Viet Anh Nguyen, Daniel Kuhn, and Peyman Mohajerin Esfahani. Distributionally robust inverse covariance estimation: The Wasserstein shrinkage estimator. *arXiv preprint arXiv:1805.07194*, 2018.
- [58] Zhaonan Qu, Zhengyuan Zhou, Fang Cai, and Xia Li. Interpretable personalization via optimal linear decision boundaries. *preprint*, 2021.
- [59] Alexander Rakhlin and Karthik Sridharan. BISTRO: An efficient relaxation-based method for contextual bandits. In *Proceedings of the International Conference on Machine Learning*, pages 1977–1985, 2016.
- [60] Philippe Rigollet and Assaf Zeevi. Nonparametric bandits with covariates. *arXiv preprint arXiv:1003.1630*, 2010.
- [61] Paul R Rosenbaum and Donald B Rubin. The central role of the propensity score in observational studies for causal effects. *Biometrika*, 70(1):41–55, 1983.
- [62] Paat Rusmevichientong and John N Tsitsiklis. Linearly parameterized bandits. *Mathematics of Operations Research*, 35(2):395–411, 2010.
- [63] Daniel Russo and Benjamin Van Roy. Learning to optimize via posterior sampling. *Mathematics of Operations Research*, 39(4):1221–1243, 2014.
- [64] Daniel Russo and Benjamin Van Roy. An information-theoretic analysis of thompson sampling. *The Journal of Machine Learning Research*, 17(1):2442–2471, 2016.
- [65] Eric M Schwartz, Eric T Bradlow, and Peter S Fader. Customer acquisition via display advertising using multi-armed bandit experiments. *Marketing Science*, 36(4):500–522, 2017.
- [66] Soroosh Shafieezadeh-Abadeh, Peyman Esfahani, and Daniel Kuhn. Distributionally robust logistic regression. In *Advances in Neural Information Processing Systems 28*, pages 1576–1584. 2015.
- [67] Alexander Shapiro. Distributionally robust stochastic programming. *SIAM Journal on Optimization*, 27(4):2258–2275, 2017.
- [68] Alexander Shapiro, Darinka Dentcheva, and Andrzej Ruszczyński. *Lectures on stochastic programming: modeling and theory*. SIAM, 2009.

- [69] Nian Si, Fan Zhang, Zhengyuan Zhou, and Jose Blanchet. Distributionally robust policy evaluation and learning in offline contextual bandits. In *International Conference on Machine Learning*, pages 8884–8894. PMLR, 2020.
- [70] Aman Sinha, Hongseok Namkoong, and John Duchi. Certifiable distributional robustness with principled adversarial training. In *International Conference on Learning Representations*, 2018.
- [71] Aleksandrs Slivkins et al. Introduction to multi-armed bandits. *Foundations and Trends® in Machine Learning*, 12(1-2):1–286, 2019.
- [72] Matthew Staib and Stefanie Jegelka. Distributionally robust deep learning as a generalization of adversarial training. In *NIPS workshop on Machine Learning and Computer Security*, 2017.
- [73] Adith Swaminathan and Thorsten Joachims. Batch learning from logged bandit feedback through counterfactual risk minimization. *Journal of Machine Learning Research*, 16:1731–1755, 2015.
- [74] Adith Swaminathan and Thorsten Joachims. The self-normalized estimator for counterfactual learning. In *advances in neural information processing systems*, pages 3231–3239. Citeseer, 2015.
- [75] Aad W. Van der Vaart. *Asymptotic Statistics*, volume 3. Cambridge University Press, 2000.
- [76] VN Vapnik and A Ya Chervonenkis. On the uniform convergence of relative frequencies of events to their probabilities. *Theory of Probability and its Applications*, 16(2):264, 1971.
- [77] Riccardo Volpi, Hongseok Namkoong, Ozan Sener, John Duchi, Vittorio Murino, and Silvio Savarese. Generalizing to unseen domains via adversarial data augmentation. *arXiv preprint arXiv:1805.12018*, 2018.
- [78] Martin J Wainwright. *High-dimensional statistics: A non-asymptotic viewpoint*, volume 48. Cambridge University Press, 2019.
- [79] Insoon Yang. Wasserstein distributionally robust stochastic control: A data-driven approach. *arXiv preprint arXiv:1812.09808*, 2018.
- [80] Baqun Zhang, Anastasios A Tsiatis, Marie Davidian, Min Zhang, and Eric Laber. Estimating optimal treatment regimes from a classification perspective. *Stat*, 1(1):103–114, 2012.
- [81] Chaoyue Zhao and Yongpei Guan. Data-driven risk-averse stochastic optimization with Wasserstein metric. *Operations Research Letters*, 46(2):262 – 267, 2018. ISSN 0167-6377. doi: <https://doi.org/10.1016/j.orl.2018.01.011>.
- [82] Chaoyue Zhao and Ruiwei Jiang. Distributionally robust contingency-constrained unit commitment. *IEEE Transactions on Power Systems*, 33(1):94–102, 2017.



- [83] Ying-Qi Zhao, Donglin Zeng, Eric B Laber, Rui Song, Ming Yuan, and Michael Rene Kosorok. Doubly robust learning for estimating individualized treatment with censored data. *Biometrika*, 102(1):151–168, 2014.
- [84] Yingqi Zhao, Donglin Zeng, A John Rush, and Michael R Kosorok. Estimating individualized treatment rules using outcome weighted learning. *Journal of the American Statistical Association*, 107(499):1106–1118, 2012.
- [85] Xin Zhou, Nicole Mayer-Hamblett, Umer Khan, and Michael R Kosorok. Residual weighted learning for estimating individualized treatment rules. *Journal of the American Statistical Association*, 112(517):169–187, 2017.
- [86] Zhengyuan Zhou, Susan Athey, and Stefan Wager. Offline multi-action policy learning: Generalization and optimization. *arXiv preprint arXiv:1810.04778*, 2018.

# Appendix A Proofs of Main Results

## Appendix A.1 Auxiliary Results

To prove Theorem 1 and 2, we first collect some theorems in stochastic optimization [68] and complexity theory (Wainwright [78, Section 4]).

**Definition 8** (Gâteaux and Hadamard directional differentiability). *Let  $B_1$  and  $B_2$  be Banach spaces and  $G : B_1 \rightarrow B_2$  be a mapping. It is said that  $G$  is directionally differentiable at a considered point  $\mu \in B_1$  if the limits*

$$G'_\mu(d) = \lim_{t \downarrow 0} \frac{G(\mu + td) - G(\mu)}{t}$$

*exists for all  $d \in B_1$ .*

*Furthermore, it is said that  $G$  is Gâteaux directionally differentiable at  $\mu$  if the directional derivative  $G'_\mu(d)$  exists for all  $d \in B_1$  and  $G'_\mu(d)$  is linear and continuous in  $d$ . For ease of notation, we also denote  $D_\mu(\mu_0)$  be the operator  $G'_{\mu_0}(\cdot)$ .*

*Finally, it is said that  $G$  is Hadamard directionally differentiable at  $\mu$  if the directional derivative  $G'_\mu(d)$  exists for all  $d \in B_1$  and*

$$G'_\mu(d) = \lim_{\substack{t \downarrow 0 \\ d' \rightarrow d}} \frac{G(\mu + td') - G(\mu)}{t}.$$

**Theorem A4** (Danskin theorem, Theorem 4.13 in [13]). *Let  $\Theta \in \mathbf{R}^d$  be a nonempty compact set and  $B$  be a Banach space. Suppose the mapping  $G : B \times \Theta \rightarrow \mathbf{R}$  satisfies that  $G(\mu, \theta)$  and  $D_\mu(\mu, \theta)$  are continuous on  $O_{\mu_0} \times \Theta$ , where  $O_{\mu_0} \subset B$  is a neighborhood around  $\mu_0$ . Let  $\phi : B \rightarrow \mathbf{R}$  be the inf-functional  $\phi(\mu) = \inf_{\theta \in \Theta} G(\mu, \theta)$  and  $\bar{\Theta}(\mu) = \arg \max_{\theta \in \Theta} G(\mu, \theta)$ . Then, the functional  $\phi$  is directionally differentiable at  $\mu_0$  and*

$$G'_{\mu_0}(d) = \inf_{\theta \in \bar{\Theta}(\mu_0)} D_\mu(\mu_0, \theta) d.$$

**Theorem A5** (Delta theorem, Theorem 7.59 in [68]). *Let  $B_1$  and  $B_2$  be Banach spaces, equipped with their Borel  $\sigma$ -algebras,  $Y_N$  be a sequence of random elements of  $B_1$ ,  $G : B_1 \rightarrow B_2$  be a mapping, and  $\tau_N$  be a sequence of positive numbers tending to infinity as  $N \rightarrow \infty$ . Suppose that the space  $B_1$  is separable, the mapping  $G$  is Hadamard directionally differentiable at a point  $\mu \in B_1$ , and the sequence  $X_N = \tau_N(Y_N - \mu)$  converges in distribution to a random element  $Y$  of  $B_1$ . Then,*

$$\tau_N(G(Y_N) - G(\mu)) \Rightarrow G'_\mu(Y) \text{ in distribution,}$$

*and*

$$\tau_N(G(Y_N) - G(\mu)) = G'_\mu(X_N) + o_p(1).$$

**Proposition 3** (Proposition 7.57 in [68]). *Let  $B_1$  and  $B_2$  be Banach spaces,  $G : B_1 \rightarrow B_2$ , and  $\mu \in B_1$ . Then the following hold: (i) If  $G(\cdot)$  is Hadamard directionally differentiable at  $\mu$ , then the*

directional derivative  $G'_\mu(\cdot)$  is continuous. (ii) If  $G(\cdot)$  is Lipschitz continuous in a neighborhood of  $\mu$  and directionally differentiable at  $\mu$ , then  $G(\cdot)$  is Hadamard directionally differentiable at  $\mu$ .

**Definition 9** (Rademacher complexity). Let  $\mathcal{F}$  be a family of real-valued functions  $f : Z \rightarrow \mathbf{R}$ . Then, the Rademacher complexity of  $\mathcal{F}$  is defined as

$$\mathcal{R}_n(\mathcal{F}) \triangleq \mathbf{E}_{z, \sigma} \left[ \sup_{f \in \mathcal{F}} \left| \frac{1}{n} \sum_{i=1}^n \sigma_i f(z_i) \right| \right],$$

where  $\sigma_1, \sigma_2, \dots, \sigma_n$  are i.i.d with the distribution  $\mathbf{P}(\sigma_i = 1) = \mathbf{P}(\sigma_i = -1) = 1/2$ .

**Theorem A6** (Theorem 4.10 in [78]). If  $f(z) \in [-B, B]$ , we have with probability at least  $1 - \exp\left(-\frac{n\epsilon^2}{2B^2}\right)$ ,

$$\sup_{f \in \mathcal{F}} \left| \frac{1}{n} \sum_{i=1}^n f(z_i) - \mathbf{E}f(z) \right| \leq 2\mathcal{R}_n(\mathcal{F}) + \epsilon.$$

**Theorem A7** (Dudley's Theorem, (5.48) in [78]). If  $f(z) \in [-B, B]$ , we have a bound for the Rademacher complexity,

$$\mathcal{R}_n(\mathcal{F}) \leq \mathbf{E} \left[ \frac{24}{\sqrt{n}} \int_0^{2B} \sqrt{\log N(t, \mathcal{F}, \|\cdot\|_{\mathbf{P}_n})} dt \right],$$

where  $N(t, \mathcal{F}, \|\cdot\|_{\mathbf{P}_n})$  is  $t$ -covering number of set  $\mathcal{F}$  and the metric  $\|\cdot\|_{\mathbf{P}_n}$  is defined by

$$\|\cdot\|_{\mathbf{P}_n} \triangleq \sqrt{\frac{1}{n} \sum_{i=1}^n (f(z_i) - g(z_i))^2}.$$

## Appendix A.2 Proofs of Lemma 1 Corollary 1 and Lemma 2 in Section 3.1

*Proof of Lemma 1.* The first equality follows from Hu and Hong [38, Theorem 1]. The second equality holds, because for any (Borel measurable) function  $f : \mathbf{R} \rightarrow \mathbf{R}$  and any policy  $\pi \in \Pi$ , we have

$$\mathbf{E}_{\mathbf{P}} [f(Y(\pi(X)))] = \mathbf{E}_{\mathbf{P}^* \pi_0} \left[ \frac{f(Y(\pi(X))) \mathbf{1}\{\pi(X) = A\}}{\pi_0(A | X)} \right] = \mathbf{E}_{\mathbf{P}^* \pi_0} \left[ \frac{f(Y(A)) \mathbf{1}\{\pi(X) = A\}}{\pi_0(A | X)} \right]. \quad (\text{A.1})$$

Plugging in  $f(x) = \exp(-x/\alpha)$  yields the result.  $\square$

*Proof.* Proof of Corollary 1 Since  $Y(a^1), Y(a^2), \dots, Y(a^d)$  are mutually independent conditional on  $X$ , and  $Y(a^i)|X$  has a density if  $Y(a^i)$  is a continuous random variable, we can write the joint measure of  $Y(a^1), Y(a^2), \dots, Y(a^d), X$  as

$$\left( \prod_{i=1}^d f_i(y_i | x) \lambda(dy_i) \right) \mu(dx),$$

where  $\lambda$  denotes the Lebesgue measure in  $\mathbf{R}$  if Assumption 2.1 is enforced, and denotes a uniformly distributed measure on  $\mathbb{D}$  that  $\lambda(d) = 1$  for  $d \in \mathbb{D}$  if Assumption 2.2 is enforced, and  $\mu(dx)$  denotes the measure induced by  $X$  on the space  $\mathcal{X}$ . Without loss of generality, we assume  $\text{ess inf}\{Y(\pi(X))\} = 0$ . Then, For the simplicity of notation, when  $\alpha^*(\pi) = 0$ , we write

$$\exp(-Y(\pi(X)/\alpha^*(\pi))) = \mathbf{1}\{Y(\pi(X)) = \text{ess inf}\{Y(\pi(X))\}\},$$

which means

$$\mathbf{E}_{\mathbf{P}_0}[\exp(-Y(\pi(X)/\alpha^*(\pi)))] = \mathbf{P}_0(Y(\pi(X)) = \text{ess inf}\{Y(\pi(X))\}).$$

Then, by Proposition 1, we have under  $\mathbf{P}(\pi)$ ,  $Y(a^1), Y(a^2), \dots, Y(a^d), X$  have a joint measure

$$\frac{\exp(-Y(\pi(X)/\alpha^*(\pi)))}{\mathbf{E}_{\mathbf{P}_0}[\exp(-Y(\pi(X)/\alpha^*(\pi)))]} \left( \prod_{i=1}^d f_i(y_i|x) \lambda(dy_i) \right) \mu(dx) = \left( \prod_{i=1}^d f'_i(y_i|x) \lambda(dy_i) \right) \mu'(dx),$$

where

$$f'_i(y_i|x) = \begin{cases} f_i(y_i|x) & \text{for } i \neq \pi(x) \\ \frac{\exp(-y_i/\alpha^*(\pi)) f_i(y_i|x)}{\int \exp(-y_i/\alpha^*(\pi)) f_i(y_i|x) \lambda(dy_i)} & \text{for } i = \pi(x) \end{cases},$$

and

$$\mu'(dx) = \frac{\int \exp(-y_i/\alpha^*(\pi)) f_i(y_i|x) \mu(dy_i)}{\mathbf{E}_{\mathbf{P}_0}[\exp(-Y(\pi(X)/\alpha^*(\pi)))]},$$

which completes the proof.  $\square$

*Proof of Lemma 2.* The closed form expression of  $\frac{\partial}{\partial \alpha} \hat{\phi}_n(\pi, \alpha)$  and  $\frac{\partial^2}{\partial \alpha^2} \hat{\phi}_n(\pi, \alpha)$  follows from elementary algebra. By the Cauchy Schwartz's inequality, we have

$$\left( \sum_{i=1}^n Y_i(A_i) W_i(\pi, \alpha) \right)^2 \leq n S_n^\pi \hat{W}_n(\pi, \alpha) \sum_{i=1}^n Y_i^2(A_i) W_i(\pi, \alpha).$$

Therefore, it follows that  $\frac{\partial^2}{\partial \alpha^2} \hat{\phi}_n(\pi, \alpha) \leq 0$ . Note that the Cauchy Schwartz's inequality is actually an equality if and only if

$$Y_i^2(A_i) W_i(\pi, \alpha) = c W_i(\pi, \alpha) \quad \text{if } W_i(\pi, \alpha) \neq 0$$

for some constant  $c$  independent of  $i$ . Since the above condition is violated if  $\{Y_i(A_i) \mathbf{1}\{\pi(X_i) = A_i\}\}_{i=1}^n$  has at least two different non-zero values, we have in this case  $\hat{\phi}_n(\pi, \alpha)$  is strictly-concave in  $\alpha$ .  $\square$

### Appendix A.3 Proof of the central limit theorem in Section 3.2

We first give the upper and lower bounds for  $\alpha^*(\pi)$  in Lemmas A11 and A12.

**Lemma A11** (Uniform upper bound of  $\alpha^*(\pi)$ ). *Suppose that Assumption 1.3 is imposed, we have the optimal dual solution  $\alpha^*(\pi) \leq \bar{\alpha}$  and the empirical dual solution  $\alpha_n(\pi) \leq \bar{\alpha}$ , where  $\bar{\alpha} = M/\delta$ .*

*Proof.* Proof First note that  $\inf_{\mathbf{P} \in \mathcal{U}_{\mathbf{P}_0}(\delta)} \mathbf{E}_{\mathbf{P}} [Y(\pi(X))] \geq \text{ess inf } Y(\pi(X)) \geq 0$  and

$$-\alpha \log \mathbf{E}_{\mathbf{P}_0} [\exp(-Y(\pi(X)))/\alpha] - \alpha\delta \leq M - \alpha\delta.$$

$M - \alpha\delta \geq 0$  gives the upper bound  $\alpha^*(\pi) \leq \bar{\alpha} := M/\delta$ . □

**Lemma A12** (Lower bound of  $\alpha^*(\pi)$ ). *Suppose that Assumption 2.1 is imposed, we have  $\alpha^*(\pi) > 0$ .*

*Proof.* To ease the notation, we abbreviate  $Y(\pi(X))$  as  $Y$ . It is easy to check the density of  $f_Y$  has a lower bound  $\underline{b} > 0$ . Since  $f_Y$  is a continuous function on a compact space, we have  $f_Y$  is upper bounded. Let  $\bar{b}(\pi) = \sup_{x \in [0, M]} f_Y(x)$ .

First, note that  $\lim_{\alpha \rightarrow 0} \phi(\pi, \alpha) = 0$ . We only need to show  $\liminf_{\alpha \rightarrow 0} \frac{\partial \phi(\pi, \alpha)}{\partial \alpha} > 0$ .

The derivative of  $\phi(\pi, \alpha)$  is given by

$$\frac{\partial \phi(\pi, \alpha)}{\partial \alpha} = -\frac{\mathbf{E}[Y/\alpha \exp(-Y/\alpha)]}{\mathbf{E}[\exp(-Y/\alpha)]} - \log(\mathbf{E}[\exp(-Y/\alpha)]) - \delta.$$

Since  $\mathbf{P}_0$  has a continuous density, we have  $\log(\mathbf{E}[\exp(-Y/\alpha)]) \rightarrow -\infty$ . Notice that

$$\mathbf{E}[Y/\alpha \exp(-Y/\alpha)] \leq \alpha \bar{b} \text{ and } \liminf_{\alpha \rightarrow 0} \mathbf{E}[\exp(-Y/\alpha)]/\alpha \geq \underline{b}.$$

Therefore, we have

$$\limsup_{\alpha \rightarrow 0} \frac{\mathbf{E}[Y/\alpha \exp(-Y/\alpha)]}{\mathbf{E}[\exp(-Y/\alpha)]} \leq \frac{\bar{b}(\pi)}{\underline{b}}.$$

Finally, we arrive the desired result

$$\liminf_{\alpha \rightarrow 0} \frac{\partial \phi(\pi, \alpha)}{\partial \alpha} \rightarrow +\infty,$$

which completes the proof. □

**Lemma A13.** *Suppose Assumption 1.1 is enforced. We have pointwise central limit theorem,*

$$\sqrt{n} \left( \hat{W}_n(\pi, \alpha) - \mathbf{E}[W_i(\pi, \alpha)] \right) \Rightarrow \mathcal{N} \left( 0, \mathbf{E} \left[ \frac{1}{\pi_0(\pi(X) | X)} (\exp(-Y(\pi(X)))/\alpha - \mathbf{E}[\exp(-Y(\pi(X)))/\alpha])^2 \right] \right),$$

for any  $\pi \in \Pi$  and  $\alpha > 0$ .

*Proof.* After reformulation, we have

$$\begin{aligned} \hat{W}_n(\pi, \alpha) - \mathbf{E}[W_i(\pi, \alpha)] &= \frac{\frac{1}{n} \sum_{i=1}^n W_i(\pi, \alpha) - \left( \frac{1}{n} \sum_{i=1}^n \frac{\mathbf{1}\{\pi(X_i)=A_i\}}{\pi_0(A_i|X_i)} \right) \mathbf{E}[W_i(\pi, \alpha)]}{\frac{1}{n} \sum_{i=1}^n \frac{\mathbf{1}\{\pi(X_i)=A_i\}}{\pi_0(A_i|X_i)}} \\ &= \frac{\frac{1}{n} \sum_{i=1}^n \left( W_i(\pi, \alpha) - \frac{\mathbf{1}\{\pi(X_i)=A_i\}}{\pi_0(A_i|X_i)} \mathbf{E}[W_i(\pi, \alpha)] \right)}{\frac{1}{n} \sum_{i=1}^n \frac{\mathbf{1}\{\pi(X_i)=A_i\}}{\pi_0(A_i|X_i)}}. \end{aligned}$$

The denominator  $\frac{1}{n} \sum_{i=1}^n \frac{\mathbf{1}\{\pi(X_i)=A_i\}}{\pi_0(A_i|X_i)} \xrightarrow{p} 1$  and the nominator converges as

$$\begin{aligned} & \frac{1}{\sqrt{n}} \sum_{i=1}^n \left( W_i(\pi, \alpha) - \frac{\mathbf{1}\{\pi(X_i)=A_i\}}{\pi_0(A_i|X_i)} \mathbf{E}[W_i(\pi, \alpha)] \right) \\ \Rightarrow & N(0, \mathbf{Var} \left( W_i(\pi, \alpha) - \frac{\mathbf{1}\{\pi(X_i)=A_i\}}{\pi_0(A_i|X_i)} \mathbf{E}[W_i(\pi, \alpha)] \right)), \end{aligned}$$

where

$$\begin{aligned} & \mathbf{Var} \left( W_i(\pi, \alpha) - \frac{\mathbf{1}\{\pi(X_i)=A_i\}}{\pi_0(A_i|X_i)} \mathbf{E}[W_i(\pi, \alpha)] \right) \\ = & \mathbf{E} \left[ W_i(\pi, \alpha)^2 \right] - 2 \mathbf{E} \left[ \left( \frac{\mathbf{1}\{\pi(X_i)=A_i\}}{\pi_0(A_i|X_i)} \right)^2 \exp(-Y(\pi(X))/\alpha) \right] \mathbf{E}[W_i(\pi, \alpha)] \\ & + \mathbf{E} \left[ \frac{\mathbf{1}\{\pi(X_i)=A_i\}}{\pi_0(A_i|X_i)} \right]^2 \mathbf{E}[W_i(\pi, \alpha)]^2 \tag{A.2} \\ = & \mathbf{E} \left[ \frac{1}{\pi_0(\pi(X)|X)} \mathbf{E}[\exp(-2Y(\pi(X))/\alpha) | X] \right] \\ & - 2 \mathbf{E} \left[ \frac{1}{\pi_0(\pi(X)|X)} \mathbf{E}[\exp(-Y(\pi(X))/\alpha) | X] \right] \mathbf{E}[W_i(\pi, \alpha)] \\ & + \mathbf{E} \left[ \frac{1}{\pi_0(\pi(X)|X)} \right] \mathbf{E}[\exp(-Y(\pi(X))/\alpha)]^2 \\ = & \mathbf{E} \left[ \frac{1}{\pi_0(\pi(X)|X)} (\exp(-Y(\pi(X))/\alpha) - \mathbf{E}[\exp(-Y(\pi(X))/\alpha)])^2 \right]. \end{aligned}$$

By Slutsky's theorem, the desired result follows. □

To ease the proofs below, we define  $\hat{\mathbf{P}}_n^\pi$  as the weighted empirical distribution by

$$\hat{\mathbf{P}}_n^\pi \triangleq \frac{1}{nS_n^\pi} \sum_{i=1}^n \frac{\mathbf{1}\{\pi(X_i)=A_i\}}{\pi_0(A_i|X_i)} \Delta\{Y_i, X_i\},$$

where  $\Delta\{\cdot\}$  denote a dirac measure.

**Lemma A14.** *Suppose Assumptions 1.1 and 2.2 are enforced. Then, we have*

$$\lim_{n \rightarrow +\infty} \sup_{v \in \mathbb{D}} \left( |\hat{\mathbf{P}}_n^\pi(Y = v) - \mathbf{P}_0(Y = v)| \right) = 0 \text{ almost surely.}$$

*Proof.* Note that

$$\hat{\mathbf{P}}_n^\pi(Y = v) = \frac{1}{nS_n^\pi} \sum_{i=1}^n \frac{\mathbf{1}\{\pi(X_i)=A_i\} \mathbf{1}\{Y_i = v\}}{\pi_0(A_i|X_i)},$$

and by Assumption 1.1,

$$\mathbf{E} \left[ \frac{\mathbf{1}\{\pi(X_i) = A_i\} \mathbf{1}\{Y_i = v\}}{\pi_0(A_i|X_i)} \right] = \mathbf{E} \left[ \frac{\mathbf{E}[\mathbf{1}\{\pi(X_i) = A_i|X\}] \mathbf{E}[\mathbf{1}\{Y_i = v|X\}]}{\pi_0(A_i|X_i)} \right] = \mathbf{P}_0(Y = v).$$

By the law of large number, we have  $S_n^\pi \rightarrow 1$  almost surely, and

$$\frac{1}{n} \sum_{i=1}^n \frac{\mathbf{1}\{\pi(X_i) = A_i\} \mathbf{1}\{Y_i = v\}}{\pi_0(A_i|X_i)} \rightarrow \mathbf{P}_0(Y = v) \text{ almost surely.}$$

By Slutsky's lemma [e.g. 50, Theorem 1.8.10]), we have  $\hat{\mathbf{P}}_n^\pi(Y = v) - \mathbf{P}_0(Y = v) \rightarrow 0$  almost surely. Since  $\mathbb{D}$  is a finite set, we arrive the desired results.  $\square$

**Lemma A15.** *Suppose Assumptions 1.1 and 2.2 are enforced. We have that when  $\alpha = 0$ ,*

$$\lim_{n \rightarrow \infty} \mathbf{P}_\otimes(\hat{\phi}_n(\pi, 0) = \phi(\pi, 0)) = 1,$$

where  $\mathbf{P}_\otimes$  denotes the product measure  $\prod_{i=1}^\infty \mathbf{P}_0$ , which is guaranteed to be unique by the Kolmogorov extension theorem. and thus

$$\sqrt{n}(\hat{\phi}_n(\pi, 0) - \phi(\pi, 0)) \rightarrow 0 \text{ in probability.}$$

*Proof.* By Remark 2, we have

$$\hat{\phi}_n(\pi, 0) = \text{ess inf } \hat{Y}_n^\pi,$$

where  $\hat{Y}_n^\pi$  is the distribution of  $Y$  under the measure  $\mathbf{P}_n^\pi$ . Therefore,

$$\mathbf{P}_\otimes(\hat{\phi}_n(\pi, 0) = \phi(\pi, 0)) = \mathbf{P}_\otimes(\hat{\mathbf{P}}_n^\pi(Y = \min_{v \in \mathbb{D}} v) > 0) \rightarrow 1,$$

because  $\hat{\mathbf{P}}_n^\pi(Y = \min_{v \in \mathbb{D}} v) \rightarrow \mathbf{P}_0(Y = \min_{v \in \mathbb{D}} v)$ .  $\square$

Now we are ready to show the proof of Theorem 1.

*Proof of Theorem 1.* We divide the proof into two parts: continuous case and discrete case.

(1) Continuous case, i.e., Assumption 2.1 is satisfied: Note that

$$\sqrt{n} \left( \hat{W}_n(\pi, \alpha) - \mathbf{E}[W_i(\pi, \alpha)] \right) \Rightarrow Z_1(\alpha),$$

where by Lemma A13

$$Z_1(\alpha) \sim \mathcal{N} \left( 0, \mathbf{E} \left[ \frac{1}{\pi_0(\pi(X)|X)} (\exp(-Y(\pi(X))/\alpha) - \mathbf{E}[\exp(-Y(\pi(X))/\alpha)])^2 \right] \right).$$

By Lemma A12, there exists  $\underline{\alpha}(\pi) > 0$  such that  $\alpha^*(\pi) \geq \underline{\alpha}(\pi)$ . To ease the notation, we abbreviate

$\underline{\alpha}(\pi), \alpha^*(\pi)$  as  $\underline{\alpha}, \alpha^*$ . Since  $\hat{W}_n(\pi, \alpha)$  is Lipschitz continuous over the set  $\alpha \in [\underline{\alpha}/2, 2\bar{\alpha}]$ , we have

$$\sqrt{n} \left( \hat{W}_n(\pi, \cdot) - \mathbf{E}[W_i(\pi, \cdot)] \right) \Rightarrow Z_1(\cdot), \quad (\text{A.3})$$

uniformly in Banach space  $\mathcal{C}([\underline{\alpha}/2, 2\bar{\alpha}])$  of continuous functions  $\psi : [\underline{\alpha}/2, 2\bar{\alpha}] \rightarrow \mathbf{R}$  equipped with the sup-norm  $\|\psi\| := \sup_{x \in [\underline{\alpha}/2, 2\bar{\alpha}]} \psi(x)$  [e.g. 5, Corollary 7.17].  $Z_1$  is a random element in  $\mathcal{C}([\underline{\alpha}/2, 2\bar{\alpha}])$ .

Define the functionals

$$G_1(\psi, \alpha) = \alpha \log(\psi(\alpha)) + \alpha\delta, \text{ and } V_1(\psi) = \inf_{\alpha \in [\underline{\alpha}/2, 2\bar{\alpha}]} G_1(\psi, \alpha),$$

for  $\psi > 0$ . By the Danskin theorem [13, Theorem 4.13],  $V_1(\cdot)$  is directionally differentiable at any  $\mu \in \mathcal{C}([\underline{\alpha}/2, 2\bar{\alpha}])$  with  $\mu > 0$  and

$$V'_{1,\mu}(\nu) = \inf_{\alpha \in \bar{X}(\mu)} \alpha (1/\mu(\alpha)) \nu(\alpha), \quad \forall \nu \in \mathcal{C}([\underline{\alpha}/2, 2\bar{\alpha}]),$$

where  $\bar{X}(\mu) = \arg \min_{\alpha \in [\underline{\alpha}/2, 2\bar{\alpha}]} \alpha \log(\mu(\alpha)) + \alpha\delta$  and  $V'_{1,\mu}(\nu)$  is the directional derivative of  $V_1(\cdot)$  at  $\mu$  in the direction of  $\nu$ . On the other hand,  $V_1(\psi)$  is Lipschitz continuous if  $\psi(\cdot)$  is bounded away from zero. Notice that

$$\mathbf{E}[W_i(\pi, \alpha)] = \mathbf{E}[\exp(-Y(\pi(x))/\alpha)] \geq \exp(-2M/\underline{\alpha}). \quad (\text{A.4})$$

Therefore,  $V_1(\cdot)$  is Hadamard directionally differentiable at  $\mu = \mathbf{E}[W_i(\pi, \cdot)]$  (see, for example, Proposition 7.57 in [68]). By the Delta theorem (Theorem 7.59 in [68]), we have

$$\sqrt{n} \left( V_1(\hat{W}_n(\pi, \cdot)) - V_1(\mathbf{E}[W_i(\pi, \cdot)]) \right) \Rightarrow V'_{1,\mathbf{E}[W_i(\pi, \cdot)]}(Z_1).$$

Furthermore, we know that  $\log(\mathbf{E}(\exp(-\beta Y)))$  is strictly convex w.r.t  $\beta$  given  $\mathbf{Var}(Y) > 0$  and  $xf(1/x)$  is strictly convex if  $f(x)$  is strictly convex. Therefore,  $\alpha \log(\mathbf{E}[W_i(\pi, \alpha)]) + \alpha\delta$  is strictly convex for  $\alpha > 0$  and thus

$$\begin{aligned} V'_{1,\mathbf{E}[W_i(\pi, \cdot)]}(Z_1) &= \alpha^* (1/\mathbf{E}[W_i(\pi, \alpha^*)]) Z_1(\alpha^*) \\ &\stackrel{d}{=} \mathcal{N} \left( 0, \frac{(\alpha^*)^2}{\mathbf{E}[W_i(\pi, \alpha^*)]^2} \mathbf{E} \left[ \frac{1}{\pi_0(\pi(X)|X)} (\exp(-Y(\pi(X))/\alpha) - \mathbf{E}[\exp(-Y(\pi(X))/\alpha)])^2 \right] \right), \end{aligned}$$

where  $\stackrel{d}{=}$  denotes equality in distribution. By Lemma 1, we have that

$$\hat{Q}_{\text{DRO}}(\pi) = - \inf_{\alpha \geq 0} \left( \alpha \log(\hat{W}_n(\pi, \alpha)) + \alpha\delta \right),$$

and

$$Q_{\text{DRO}}(\pi) = - \inf_{\alpha \geq 0} (\alpha \log(\mathbf{E}[W_i(\pi, \alpha)]) + \alpha\delta) = -V_1(\mathbf{E}[W_i(\pi, \alpha)]).$$



We remain to show  $\mathbf{P}(\hat{Q}_{\text{DRO}}(\pi) \neq -V_1(\hat{W}_n(\pi, \alpha))) \rightarrow 0$ , as  $n \rightarrow \infty$ . The weak convergence (A.3) also implies the uniform convergence,

$$\sup_{\alpha \in [\underline{\alpha}/2, 2\bar{\alpha}]} \left| \hat{W}_n(\pi, \alpha) - \mathbf{E}[W_i(\pi, \alpha)] \right| \rightarrow 0 \text{ a.s.}$$

Therefore, we further have

$$\sup_{\alpha \in [\underline{\alpha}/2, 2\bar{\alpha}]} \left| \left( \alpha \log \left( \hat{W}_n(\pi, \alpha) \right) + \alpha \delta \right) - \left( \alpha \log \left( \mathbf{E}[W_i(\pi, \alpha)] \right) + \alpha \delta \right) \right| \rightarrow 0 \text{ a.s.}$$

given  $\mathbf{E}[W_i(\pi, \alpha)]$  is bounded away from zero in (A.4). Let

$$\epsilon = \min \{ \underline{\alpha}/2 \log \left( \mathbf{E}[W_i(\pi, \underline{\alpha}/2)] \right) + \underline{\alpha} \delta / 2, 2\bar{\alpha} \log \left( \mathbf{E}[W_i(\pi, 2\bar{\alpha})] \right) + 2\bar{\alpha} \delta \} - \left( \alpha^* \log \left( \mathbf{E}[W_i(\pi, \alpha^*)] \right) + \alpha^* \delta \right) > 0.$$

Then, given the event

$$\left\{ \sup_{\alpha \in [\underline{\alpha}/2, 2\bar{\alpha}]} \left| \left( \alpha \log \left( \hat{W}_n(\pi, \alpha) \right) + \alpha \delta \right) - \left( \alpha \log \left( \mathbf{E}[W_i(\pi, \alpha)] \right) + \alpha \delta \right) \right| < \epsilon / 2 \right\},$$

we have

$$\alpha^* \log \left( \hat{W}_n(\pi, \alpha) \right) + \alpha^* \delta < \min \left\{ \underline{\alpha}/2 \log \left( \hat{W}_n(\pi, \underline{\alpha}/2) \right) + \underline{\alpha} \delta / 2, 2\bar{\alpha} \log \left( \hat{W}_n(\pi, 2\bar{\alpha}) \right) + 2\bar{\alpha} \delta \right\},$$

which means  $\hat{Q}_{\text{DRO}}(\pi) = -V_1(\hat{W}_n(\pi, \alpha))$  by the convexity of  $\alpha \log \left( \hat{W}_n(\pi, \alpha) \right) + \alpha \delta$ .

Finally, we complete the proof by Slutsky's lemma [e.g. 50, Theorem 1.8.10].:

$$\begin{aligned} \sqrt{n} \left( \hat{Q}_{\text{DRO}}(\pi) - Q_{\text{DRO}}(\pi) \right) &= \sqrt{n} \left( \hat{Q}_{\text{DRO}}(\pi) + V_1(\hat{W}_n(\pi, \alpha)) \right) + \sqrt{n} \left( V_1(\mathbf{E}[W_i(\pi, \alpha)]) - V_1(\hat{W}_n(\pi, \alpha)) \right) \\ &\Rightarrow 0 + \mathcal{N} \left( 0, \sigma^2(\alpha^*) \right) \stackrel{d}{=} \mathcal{N} \left( 0, \sigma^2(\alpha^*) \right), \end{aligned}$$

where

$$\sigma^2(\alpha) = \frac{\alpha^2}{\mathbf{E}[W_i(\pi, \alpha)]^2} \mathbf{E} \left[ \frac{1}{\pi_0(\pi(X)|X)} \left( \exp(-Y(\pi(X))/\alpha) - \mathbf{E}[\exp(-Y(\pi(X))/\alpha)] \right)^2 \right].$$

(2) Discrete case, i.e., Assumption 2.2 is satisfied: Note that

$$\sqrt{n} \left( \hat{\phi}_n(\pi, \alpha) - \phi(\pi, \alpha) \right) \Rightarrow Z_2(\alpha)$$

for  $\alpha > 0$ , where by Lemma A13 and the Delta method

$$Z_2(\alpha) \sim \mathcal{N} \left( 0, \frac{\alpha^2}{\mathbf{E}[W_i(\pi, \alpha)]} \mathbf{E} \left[ \frac{1}{\pi_0(\pi(X)|X)} \left( \exp(-Y(\pi(X))/\alpha) - \mathbf{E}[\exp(-Y(\pi(X))/\alpha)] \right)^2 \right] \right).$$

By Lemma A12, there exists  $\underline{\alpha}(\pi) > 0$  such that  $\alpha^*(\pi) \geq \underline{\alpha}(\pi)$  if Assumption 2.1 is satisfied. By

Lemma 11, we have

$$\sqrt{n} \left( \hat{\phi}_n(\pi, \alpha) - \phi(\pi, \alpha) \right) \Rightarrow 0.$$

We let  $Z_2(0) = 0$  and we abbreviate  $\alpha^*(\pi)$  as  $\alpha^*$ . By Lemma 2, we have

$$\frac{\partial \hat{\phi}_n(\pi, \alpha)}{\partial \alpha} = - \frac{\mathbf{E}_{\hat{\mathbf{P}}_n^\pi} [Y/\alpha \exp(-Y/\alpha)]}{\mathbf{E}_{\hat{\mathbf{P}}_n^\pi} [\exp(-Y/\alpha)]} - \log \left( \mathbf{E}_{\hat{\mathbf{P}}_n^\pi} [\exp(-Y/\alpha)] \right) - \delta,$$

where we abbreviate  $Y(\pi(X))$  as  $Y$ . Without loss of generality, we assume the smallest element in the set  $\mathbb{D}$  is zero since we can always translate  $Y$ . Then, when  $\hat{\mathbf{P}}_n^\pi(Y = 0) > \underline{b}/2$ , we have

$$\lim_{\alpha \rightarrow 0} \frac{\partial \hat{\phi}_n(\pi, \alpha)}{\partial \alpha} = - \log \left( \hat{\mathbf{P}}_n^\pi(Y = 0) \right) - \delta \leq |\log(\underline{b}/2)| + \delta.$$

Further, we have

$$\left| \frac{\partial \hat{\phi}_n(\pi, 2\bar{\alpha})}{\partial \alpha} \right| \leq \frac{M}{2\bar{\alpha}} + \frac{M}{2\bar{\alpha}} + \delta.$$

Since  $\hat{\phi}_n(\pi, \alpha)$  is concave by Lemma 2, we have

$$\left| \frac{\partial \hat{\phi}_n(\pi, \alpha)}{\partial \alpha} \right| \leq \max \left\{ |\log(\underline{b}/2)| + \delta, \frac{M}{2\bar{\alpha}} + \frac{M}{2\bar{\alpha}} + \delta \right\},$$

is finite, which means  $\hat{\phi}_n(\pi, \alpha)$  is Lipschitz continuous over the set  $\alpha \in [0, 2\bar{\alpha}]$ . By Lemma A14, we have the probabilities of events  $\{\hat{\mathbf{P}}_n^\pi(Y = 0) > \underline{b}/2\}$  converge to one. Therefore, we have

$$\sqrt{n} \left( \hat{\phi}_n(\pi, \alpha) - \phi(\pi, \alpha) \right) \Rightarrow Z_2(\cdot), \tag{A.5}$$

uniformly in Banach space  $\mathcal{C}([0, 2\bar{\alpha}])$  of continuous functions  $\psi : [0, 2\bar{\alpha}] \rightarrow \mathbf{R}$  equipped with the the sup-norm  $\|\psi\| := \sup_{x \in [0, 2\bar{\alpha}]} \psi(x)$  [e.g. 75, Theorem 18.14].  $Z_2$  is a random element in  $\mathcal{C}([0, 2\bar{\alpha}])$ .

Define the functional  $V_2(\psi) = \inf_{\alpha \in [0, 2\bar{\alpha}]} \psi(\alpha)$ . By the Danskin theorem [13, Theorem 4.13],  $V_2(\cdot)$  is directionally differentiable at any  $\mu \in \mathcal{C}([0, 2\bar{\alpha}])$  and

$$V'_{2,\mu}(\nu) = \inf_{\alpha \in \bar{X}_2(\mu)} \nu(\alpha), \quad \forall \nu \in \mathcal{C}([0, 2\bar{\alpha}]),$$

where  $\bar{X}_2(\mu) = \arg \min_{\alpha \in [0, 2\bar{\alpha}]} \mu(\alpha)$  and  $V'_{2,\mu}(\nu)$  is the directional derivative of  $V_2(\cdot)$  at  $\mu$  in the direction of  $\nu$ . Since  $V_2(\psi)$  is Lipschitz continuous and Hadamard directionally differentiable at  $\mu = \phi(\pi, \cdot)$  (see, for example, Proposition 7.57 in [68]). By the Delta theorem (Theorem 7.59 in [68]), we have

$$\sqrt{n} \left( V_2(\hat{\phi}_n(\pi, \cdot)) - V_2(\phi(\pi, \cdot)) \right) \Rightarrow V'_{2,\phi(\pi, \cdot)}(Z_2) = Z_2(\alpha^*).$$

The remaining proof is the same as the continuous case. □

## Appendix A.4 Proof of the statistical performance guarantee in Section 4.1

*Proof of Lemma 6.* For any probability measure  $\mathbf{P}_1$  supported on  $\mathbb{D}$ , we have

$$\sup_{\alpha \geq 0} \{-\alpha \log \mathbf{E}_{\mathbf{P}_1} [\exp(-Y/\alpha)] - \alpha\delta\} = \sup_{\alpha \geq 0} \left\{ -\alpha \log \left( \sum_{d \in \mathbb{D}} [\exp(-d/\alpha) \mathbf{P}_1(Y = d)] \right) - \alpha\delta \right\}.$$

Therefore, we have

$$\begin{aligned} & \left| \sup_{\alpha \geq 0} \{-\alpha \log \mathbf{E}_{\mathbf{P}_1} [\exp(-Y/\alpha)] - \alpha\delta\} - \sup_{\alpha \geq 0} \{-\alpha \log \mathbf{E}_{\mathbf{P}_2} [\exp(-Y/\alpha)] - \alpha\delta\} \right| \\ & \leq \sup_{\alpha \geq 0} \left| \alpha \log \left( \frac{\sum_{d \in \mathbb{D}} [\exp(-d/\alpha) \mathbf{P}_1(Y = d)]}{\sum_{d \in \mathbb{D}} [\exp(-d/\alpha) \mathbf{P}_2(Y = d)]} \right) \right| \\ & = \sup_{\alpha \geq 0} \left| \alpha \log \left( \frac{\sum_{d \in \mathbb{D}} [\exp(-d/\alpha) (\mathbf{P}_1(Y = d) - \mathbf{P}_2(Y = d))] + 1}{\sum_{d \in \mathbb{D}} [\exp(-d/\alpha) \mathbf{P}_2(Y = d)]} + 1 \right) \right|. \end{aligned} \quad (\text{A.6})$$

Since we can always divide the denominator and nominator of (A.6) by  $\exp(-\min_{d \in \mathbb{D}} d/\alpha)$ , we can assume  $\min_{d \in \mathbb{D}} d = 0$  without loss of generality. Therefore, we have

$$\sum_{d \in \mathbb{D}} [\exp(-d/\alpha) \mathbf{P}_2(Y = d)] = \mathbf{P}_2(Y = 0) + \sum_{d \in \mathbb{D}, d \neq 0} [\exp(-d/\alpha) \mathbf{P}_2(Y = d)] \geq \underline{b}.$$

Then, if  $|\sum_{d \in \mathbb{D}} [\exp(-d/\alpha) (\mathbf{P}_1(Y = d) - \mathbf{P}_2(Y = d))]| < \underline{b}/2$ , we have

$$\begin{aligned} & \sup_{\alpha \geq 0} \left| \alpha \log \left( \frac{\sum_{d \in \mathbb{D}} [\exp(-d/\alpha) (\mathbf{P}_1(Y = d) - \mathbf{P}_2(Y = d))] + 1}{\sum_{d \in \mathbb{D}} [\exp(-d/\alpha) \mathbf{P}_2(Y = d)]} + 1 \right) \right| \\ & \leq 2 \sup_{\alpha \geq 0} \left\{ \alpha \frac{|\sum_{d \in \mathbb{D}} [\exp(-d/\alpha) (\mathbf{P}_1(Y = d) - \mathbf{P}_2(Y = d))]|}{\sum_{d \in \mathbb{D}} [\exp(-d/\alpha) \mathbf{P}_2(Y = d)]} \right\} \\ & \leq \frac{2}{\underline{b}} \sup_{\alpha \geq 0} \left\{ \alpha \left| \sum_{d \in \mathbb{D}} [\exp(-d/\alpha) (\mathbf{P}_1(Y = d) - \mathbf{P}_2(Y = d))] \right| \right\}. \end{aligned} \quad (\text{A.7})$$

Then, we turn to (A.7),

$$\begin{aligned} & \left| \sum_{d \in \mathbb{D}} [\exp(-d/\alpha) (\mathbf{P}_1(Y = d) - \mathbf{P}_2(Y = d))] \right| \\ & = \left| \left( \sum_{\substack{d: \mathbf{P}_1(Y=d) \\ \geq \mathbf{P}_2(Y=d)}} [e^{-d/\alpha} (\mathbf{P}_1(Y = d) - \mathbf{P}_2(Y = d))] \right) - \left( \sum_{\substack{d: \mathbf{P}_1(Y=d) \\ < \mathbf{P}_2(Y=d)}} [e^{-d/\alpha} (\mathbf{P}_2(Y = d) - \mathbf{P}_1(Y = d))] \right) \right|, \end{aligned}$$

which can be bounded by

$$\begin{aligned}
& \left( \sum_{\substack{d:\mathbf{P}_1(Y=d) \\ \geq \mathbf{P}_2(Y=d)}} e^{-M/\alpha} (\mathbf{P}_1(Y=d) - \mathbf{P}_2(Y=d)) \right) - \left( \sum_{\substack{d:\mathbf{P}_1(Y=d) \\ < \mathbf{P}_2(Y=d)}} (\mathbf{P}_2(Y=d) - \mathbf{P}_1(Y=d)) \right) \\
& \leq \left( \sum_{\substack{d:\mathbf{P}_1(Y=d) \\ \geq \mathbf{P}_2(Y=d)}} \left[ e^{-d/\alpha} (\mathbf{P}_1(Y=d) - \mathbf{P}_2(Y=d)) \right] \right) - \left( \sum_{\substack{d:\mathbf{P}_1(Y=d) \\ < \mathbf{P}_2(Y=d)}} \left[ e^{-d/\alpha} (\mathbf{P}_2(Y=d) - \mathbf{P}_1(Y=d)) \right] \right) \\
& \leq \left( \sum_{\substack{d:\mathbf{P}_1(Y=d) \\ \geq \mathbf{P}_2(Y=d)}} (\mathbf{P}_1(Y=d) - \mathbf{P}_2(Y=d)) \right) - \left( \sum_{\substack{d:\mathbf{P}_1(Y=d) \\ < \mathbf{P}_2(Y=d)}} \left[ e^{-M/\alpha} (\mathbf{P}_2(Y=d) - \mathbf{P}_1(Y=d)) \right] \right).
\end{aligned}$$

Further, we observe that

$$\begin{aligned}
TV(\mathbf{P}_1, \mathbf{P}_2) &= \sum_{d:\mathbf{P}_1(Y=d) \geq \mathbf{P}_2(Y=d)} (\mathbf{P}_1(Y=d) - \mathbf{P}_2(Y=d)) \\
&= \sum_{d:\mathbf{P}_1(Y=d) < \mathbf{P}_2(Y=d)} (\mathbf{P}_2(Y=d) - \mathbf{P}_1(Y=d)),
\end{aligned}$$

where  $TV(\mathbf{P}_1, \mathbf{P}_2)$  denotes the total variation between  $\mathbf{P}_1$  and  $\mathbf{P}_2$ . Therefore, we have

$$\begin{aligned}
& \sup_{\alpha \geq 0} \left\{ \alpha \left| \sum_{d \in \mathbb{D}} [\exp(-d/\alpha) (\mathbf{P}_1(Y=d) - \mathbf{P}_2(Y=d))] \right| \right\} \\
& \leq \sup_{\alpha \geq 0} \{ \alpha (1 - \exp(-M/\alpha)) \} TV(\mathbf{P}_1, \mathbf{P}_2).
\end{aligned}$$

And it is easy to verify that

$$\sup_{\alpha \geq 0} \{ \alpha (1 - \exp(-M/\alpha)) \} \leq M.$$

By combining all the above together, we have when  $TV(\mathbf{P}_1, \mathbf{P}_2) < \underline{b}/2$ ,

$$\begin{aligned}
& \left| \sup_{\alpha \geq 0} \{ -\alpha \log \mathbf{E}_{\mathbf{P}_1} [\exp(-Y/\alpha)] - \alpha \delta \} - \sup_{\alpha \geq 0} \{ -\alpha \log \mathbf{E}_{\mathbf{P}_2} [\exp(-Y/\alpha)] - \alpha \delta \} \right| \\
& \leq \frac{2M}{\underline{b}} TV(\mathbf{P}_1, \mathbf{P}_2).
\end{aligned}$$

□

We first give the proof of Lemma 5.

*Proof of Lemma 5.* Notice that

$$\begin{aligned}
& \left| \sup_{\alpha \geq 0} \{-\alpha \log \mathbf{E}_{\mathbf{P}_1} \{\exp(-Y/\alpha)\} - \alpha\delta\} - \sup_{\alpha \geq 0} \{-\alpha \log \mathbf{E}_{\mathbf{P}_2} \{\exp(-Y/\alpha)\} - \alpha\delta\} \right| \\
& \leq \sup_{\alpha \geq 0} |\alpha \log \mathbf{E}_{\mathbf{P}_1} [\exp(-Y/\alpha)] - \alpha \log \mathbf{E}_{\mathbf{P}_2} [\exp(-Y/\alpha)]| \\
& = \sup_{\alpha \geq 0} |\alpha \log \mathbf{E}_{\mathbf{P}_U} [\exp(-q_{\mathbf{P}_1}(U)/\alpha)] - \alpha \log \mathbf{E}_{\mathbf{P}_U} [\exp(-q_{\mathbf{P}_2}(U)/\alpha)]|,
\end{aligned}$$

where  $\mathbf{P}_U \sim U([0, 1])$  and the last equality is based on the fact that  $q_{\mathbf{P}}(U) \stackrel{d}{=} \mathbf{P}$ .

Denote  $T = \sup_{t \in [0, 1]} |q_{\mathbf{P}_1}(t) - q_{\mathbf{P}_2}(t)|$  and we have

$$\begin{aligned}
& \alpha \log \mathbf{E}_{\mathbf{P}_U} [\exp(-q_{\mathbf{P}_1}(U)/\alpha)] - \alpha \log [\mathbf{E}_{\mathbf{P}_U} \exp(-q_{\mathbf{P}_2}(U)/\alpha)] \\
& = \alpha \log \left[ \int_0^1 \exp(-q_{\mathbf{P}_1}(u)/\alpha) du \right] - \alpha \log \left[ \int_0^1 \exp(-q_{\mathbf{P}_2}(u)/\alpha) du \right] \\
& \leq \alpha \log \left[ \int_0^1 \exp(-q_{\mathbf{P}_2}(u)/\alpha) \exp(T/\alpha) du \right] - \alpha \log \left[ \int_0^1 \exp(-q_{\mathbf{P}_2}(u)/\alpha) du \right] \\
& = T.
\end{aligned}$$

Similarly, we have

$$\alpha \log [\mathbf{E}_{\mathbf{P}_U} \exp(-q_{\mathbf{P}_2}(U)/\alpha)] - \alpha \log [\mathbf{E}_{\mathbf{P}_U} \exp(-q_{\mathbf{P}_1}(U)/\alpha)] \leq T.$$

The desired result then follows. □

**Lemma A16.** *Suppose probability measures  $\mathbf{P}_1$  and  $\mathbf{P}_2$  supported on  $[0, M]$  and  $\mathbf{P}_1$  has a positive density  $f_{\mathbf{P}_1}(\cdot)$  with a lower bound  $f_{\mathbf{P}_1} \geq \underline{b}$  over the interval  $[0, M]$ . Then, we have*

$$\sup_{t \in [0, 1]} |q_{\mathbf{P}_1}(t) - q_{\mathbf{P}_2}(t)| \leq \frac{1}{\underline{b}} \sup_{x \in [0, M]} |F_{\mathbf{P}_1}(x) - F_{\mathbf{P}_2}(x)|.$$

*Proof.* For ease of notation, let  $x_1 = q_{\mathbf{P}_1}(t)$  and  $x_2 = q_{\mathbf{P}_2}(t)$ . Since the distribution is right-continuous with left limits and  $\mathbf{P}_1$  is continuous, we have

$$F_{\mathbf{P}_2}(x_2-) \leq t, F_{\mathbf{P}_2}(x_2) \geq t, \text{ and } F_{\mathbf{P}_1}(x_1) = t.$$

If  $x_1 \geq x_2$ , we have

$$\begin{aligned}
x_1 - x_2 & \leq \frac{1}{\underline{b}} (F_{\mathbf{P}_1}(x_1) - F_{\mathbf{P}_1}(x_2)) \\
& \leq \frac{1}{\underline{b}} ((F_{\mathbf{P}_1}(x_1) - F_{\mathbf{P}_1}(x_2)) + (F_{\mathbf{P}_2}(x_2) - F_{\mathbf{P}_1}(x_1))) \\
& = \frac{1}{\underline{b}} (F_{\mathbf{P}_2}(x_2) - F_{\mathbf{P}_1}(x_2)).
\end{aligned}$$

If  $x_1 < x_2$ , we construct a monotone increasing sequence  $x^{(1)}, x^{(2)}, \dots$  with  $x^{(n)} \uparrow x_2$ . Since  $\mathbf{P}_1$  is continuous, we have  $F_{\mathbf{P}_1}(x^{(n)}) \uparrow F_{\mathbf{P}_1}(x_2)$ . Then, notice that

$$\begin{aligned}
x_2 - x_1 &\leq \frac{1}{\underline{b}} (F_{\mathbf{P}_1}(x_2) - F_{\mathbf{P}_1}(x_1)) \\
&\leq \frac{1}{\underline{b}} \left( (F_{\mathbf{P}_1}(x_2) - F_{\mathbf{P}_1}(x_1)) + (F_{\mathbf{P}_1}(x_1) - F_{\mathbf{P}_2}(x^{(n)})) \right) \\
&= \frac{1}{\underline{b}} (F_{\mathbf{P}_1}(x_2) - F_{\mathbf{P}_2}(x^{(n)})) \\
&= \lim_{n \rightarrow \infty} \frac{1}{\underline{b}} (F_{\mathbf{P}_1}(x^{(n)}) - F_{\mathbf{P}_2}(x^{(n)})).
\end{aligned}$$

Therefore, for every  $t$ , we have

$$|q_{\mathbf{P}_1}(t) - q_{\mathbf{P}_2}(t)| = |x_1 - x_2| \leq \frac{1}{\underline{b}} \sup_{x \in [0, M]} |F_{\mathbf{P}_1}(x) - F_{\mathbf{P}_2}(x)|.$$

The desired results then follows.  $\square$

By utilizing Lemmas 5, 6 and A16, we are ready to prove Theorem 2.

*Proof of Theorem 2.* Recall  $R_{\text{DRO}}(\hat{\pi}_{\text{DRO}}) = Q_{\text{DRO}}(\pi_{\text{DRO}}^*) - Q_{\text{DRO}}(\hat{\pi}_{\text{DRO}})$ . Then,

$$\begin{aligned}
&R_{\text{DRO}}(\hat{\pi}_{\text{DRO}}) \\
&= Q_{\text{DRO}}(\pi_{\text{DRO}}^*) - \hat{Q}_{\text{DRO}}(\hat{\pi}_{\text{DRO}}) + \hat{Q}_{\text{DRO}}(\hat{\pi}_{\text{DRO}}) - Q_{\text{DRO}}(\hat{\pi}_{\text{DRO}}) \\
&\leq \left( Q_{\text{DRO}}(\pi_{\text{DRO}}^*) - \hat{Q}_{\text{DRO}}(\pi_{\text{DRO}}^*) \right) + \left( \hat{Q}_{\text{DRO}}(\hat{\pi}_{\text{DRO}}) - Q_{\text{DRO}}(\hat{\pi}_{\text{DRO}}) \right) \\
&\leq 2 \sup_{\pi \in \Pi} \left| \hat{Q}_{\text{DRO}}(\pi) - Q_{\text{DRO}}(\pi) \right|.
\end{aligned}$$

Note that

$$\hat{Q}_{\text{DRO}}(\pi) = \sup_{\alpha \geq 0} \left\{ -\alpha \log \left[ \mathbf{E}_{\hat{\mathbf{P}}_n^\pi} \exp(-Y_i(\pi(X_i))) / \alpha \right] - \alpha \delta \right\}. \quad (\text{A.8})$$

Therefore, we have

$$\begin{aligned}
&R_{\text{DRO}}(\hat{\pi}_{\text{DRO}}) \\
&\leq 2 \sup_{\pi \in \Pi} \left| \sup_{\alpha \geq 0} \left\{ -\alpha \log \left[ \mathbf{E}_{\hat{\mathbf{P}}_n^\pi} \exp(-Y_i(\pi(X_i))) / \alpha \right] - \alpha \delta \right\} - \sup_{\alpha \geq 0} \left\{ -\alpha \log \left[ \mathbf{E}_{\mathbf{P}_0} \exp(-Y(\pi(X))) / \alpha \right] - \alpha \delta \right\} \right|
\end{aligned}$$

We then divide the proof into two parts: continuous case and discrete case.

(1) Continuous case, i.e., Assumption 2.1 is satisfied: By Lemmas 5, A16 and Assumption 1, we have

$$\sup_{\pi \in \Pi} \left| \sup_{\alpha \geq 0} \left\{ -\alpha \log \left[ \mathbf{E}_{\hat{\mathbf{P}}_n^\pi} \exp(-Y_i(\pi(X_i))) / \alpha \right] - \alpha \delta \right\} - \sup_{\alpha \geq 0} \left\{ -\alpha \log \left[ \mathbf{E}_{\mathbf{P}_0} \exp(-Y(\pi(X))) / \alpha \right] - \alpha \delta \right\} \right|$$

$$\begin{aligned}
&\leq \sup_{\pi \in \Pi} \sup_{x \in [0, M]} \frac{1}{b} \left| \mathbf{E}_{\hat{\mathbf{P}}_n^\pi} [\mathbf{1}\{Y_i(\pi(X_i)) \leq x\}] - \mathbf{E}_{\mathbf{P}_0} [\mathbf{1}\{Y_i(\pi(X_i)) \leq x\}] \right| \\
&= \sup_{\pi \in \Pi, x \in [0, M]} \frac{1}{b} \left| \left( \frac{1}{n S_n^\pi} \sum_{i=1}^n \frac{\mathbf{1}\{\pi(X_i) = A_i\}}{\pi_0(A_i|X_i)} \mathbf{1}\{Y_i(\pi(X_i)) \leq x\} \right) - \mathbf{E}_{\mathbf{P}_0} [\mathbf{1}\{Y(\pi(X)) \leq x\}] \right| \\
&\leq \sup_{\pi \in \Pi, x \in [0, M]} \frac{1}{b} \left| \left( \frac{1}{n} \sum_{i=1}^n \frac{\mathbf{1}\{\pi(X_i) = A_i\}}{\pi_0(A_i|X_i)} \mathbf{1}\{Y_i(\pi(X_i)) \leq x\} \right) - \mathbf{E}_{\mathbf{P}_0} \left[ \frac{\mathbf{1}\{\pi(X) = A\}}{\pi_0(A|X)} \mathbf{1}\{Y(\pi(X)) \leq x\} \right] \right| \\
&\quad + \sup_{\pi \in \Pi, x \in [0, M]} \frac{1}{b} \left| \left( \frac{S_n^\pi - 1}{n S_n^\pi} \sum_{i=1}^n \frac{\mathbf{1}\{\pi(X_i) = A_i\}}{\pi_0(A_i|X_i)} \mathbf{1}\{Y(\pi(X_i)) \leq x\} \right) \right|. \tag{A.11}
\end{aligned}$$

For (A.10), by Wainwright [78, Theorem 4.10], we have with probability  $1 - \exp(-n\epsilon^2\eta^2/2)$

$$\begin{aligned}
&\sup_{\pi \in \Pi, x \in [0, M]} \frac{1}{b} \left| \left( \frac{1}{n} \sum_{i=1}^n \frac{\mathbf{1}\{\pi(X_i) = A_i\}}{\pi_0(A_i|X_i)} \mathbf{1}\{Y_i(\pi(X_i)) \leq x\} \right) - \mathbf{E}_{\mathbf{P}_0} \left[ \frac{\mathbf{1}\{\pi(X) = A\}}{\pi_0(A|X)} \mathbf{1}\{Y(\pi(X)) \leq x\} \right] \right| \\
&\leq \frac{1}{b} (2\mathcal{R}_n(\mathcal{F}_{\Pi, x}) + \epsilon), \tag{A.12}
\end{aligned}$$

where the function class  $\mathcal{F}_{\Pi, x}$  is defined as

$$\mathcal{F}_{\Pi, x} \triangleq \left\{ f_{\pi, x}(X, Y, A) = \frac{\mathbf{1}\{\pi(X) = A\} \mathbf{1}\{Y(\pi(X)) \leq x\}}{\pi_0(A|X)} \mid \pi \in \Pi, x \in [0, M] \right\}.$$

For (A.11), we have

$$\frac{1}{b} \left| \left( \frac{S_n^\pi - 1}{n S_n^\pi} \sum_{i=1}^n \frac{\mathbf{1}\{\pi(X_i) = A_i\}}{\pi_0(A_i|X_i)} \mathbf{1}\{Y(\pi(X_i)) \leq x\} \right) \right| \leq \frac{1}{b} |S_n^\pi - 1|, \tag{A.13}$$

Further, by Wainwright [78, Theorem 4.10] and the fact  $\frac{1}{\pi_0(A|X)} \leq \frac{1}{\eta}$  and  $\mathbf{E} \left[ \frac{\mathbf{1}\{\pi(X)=A\}}{\pi_0(A|X)} \right] = 1$ , we have with probability at least  $1 - \exp(-n\epsilon^2\eta^2/2)$ ,

$$\sup_{\pi \in \Pi} |S_n^\pi - 1| \leq 2\mathcal{R}_n(\mathcal{F}_\Pi) + \epsilon, \tag{A.14}$$

where  $\mathcal{F}_\Pi \triangleq \left\{ f_\pi(X, A) = \frac{\mathbf{1}\{\pi(X)=A\}}{\pi_0(A|X)} \mid \pi \in \Pi \right\}$ .

By combining (A.12), (A.13), and (A.14), we have with probability at least  $1 - 2\exp(-n\epsilon^2\eta^2/2)$ ,

$$R_{\text{DRO}}(\hat{\pi}_{\text{DRO}}) \leq \frac{2}{b} (2\mathcal{R}_n(\mathcal{F}_{\Pi, x}) + \epsilon) + \frac{2}{b} (2\mathcal{R}_n(\mathcal{F}_\Pi) + \epsilon).$$

Now, we turn to the Rademacher complexity of the classes  $\mathcal{F}_{\Pi, x}$  and  $\mathcal{F}_\Pi$ . First, for the class  $\mathcal{F}_\Pi$ , notice that

$$\sqrt{\sum_{i=1}^n \frac{1}{n} \left( \frac{\mathbf{1}\{\pi_1(X_i) = A_i\}}{\pi_0(A_i|X_i)} - \frac{\mathbf{1}\{\pi_2(X_i) = A_i\}}{\pi_0(A_i|X_i)} \right)^2}$$

$$\begin{aligned}
&= \sqrt{\frac{1}{n} \sum_{i=1}^n \left( \frac{\mathbf{1}\{\pi_1(X_i) \neq \pi_2(X_i)\}}{\pi_0(A_i|X_i)} \right)^2} \\
&\leq \frac{1}{\eta} \sqrt{H(\pi_1, \pi_2)}.
\end{aligned}$$

Therefore, the covering number

$$N(t, \mathcal{F}_\Pi, \|\cdot\|_{\mathbf{P}_n}) \leq N\left(t, \Pi, \sqrt{H(\cdot, \cdot)}/\eta\right) = N_H^{(n)}(\eta^2 t^2, \Pi, \{x_1, \dots, x_n\}) \leq N_H^{(n)}(\eta^2 t^2, \Pi).$$

For the class  $\mathcal{F}_{\Pi, x}$ , we claim

$$N(t, \mathcal{F}_{\Pi, x}, \|\cdot\|_{\mathbf{P}_n}) \leq N_H^{(n)}(\eta^2 t^2/2, \Pi) \sup_{\mathbf{P}} N\left(\eta t/\sqrt{2}, \mathcal{F}_I, \|\cdot\|_{\mathbf{P}}\right),$$

where  $\mathcal{F}_I = \{f(t) \triangleq \mathbf{1}\{t \leq x\} \mid x \in [0, M]\}$ . For ease of notation, let

$$N_\Pi(t) = N_H^{(n)}(\eta^2 t^2/2, \Pi), \text{ and } N_I(t) = \sup_{\mathbf{P}} N\left(\eta t/\sqrt{2}, \mathcal{F}_I, \|\cdot\|_{\mathbf{P}}\right).$$

Suppose  $\{\pi_1, \pi_2, \dots, \pi_{N_\Pi(t)}\}$  is a cover for  $\Pi$  and  $\{\mathbf{1}^\pi\{t \leq x_1\}, \mathbf{1}^\pi\{t \leq x_2\}, \dots, \mathbf{1}^\pi\{t \leq x_{N_I(t)}\}\}$  is a cover for  $\mathcal{F}_I$  under the distance  $\|\cdot\|_{\hat{\mathbf{P}}_\pi}$ , defined by

$$\hat{\mathbf{P}}_\pi \triangleq \frac{1}{n} \sum_{i=1}^n \Delta\{Y_i(\pi(X_i))\}.$$

Then, we claim that  $\mathcal{F}_{\Pi, x}^t$  is a  $t$ -cover set for  $\mathcal{F}_{\Pi, x}$ , where  $\mathcal{F}_{\Pi, x}^t$  is defined as

$$\mathcal{F}_{\Pi, x}^t \triangleq \left\{ \frac{\mathbf{1}\{\pi_i(X) = A\} \mathbf{1}^{\pi_i}\{Y(\pi_i(X)) \leq x_j\}}{\pi_0(A|X)} \mid i \leq N_\Pi(t), j \leq N_I(t) \right\}.$$

For  $f_{\pi, x}(X, Y, A) \in \mathcal{F}_{\Pi, x}$ , we can pick  $\tilde{\pi}, \tilde{x}$  such that  $f_{\tilde{\pi}, \tilde{x}}(X, Y, A) \in \mathcal{F}_{\Pi, x}^t$ ,  $H(\pi, \tilde{\pi}) \leq t^2/2$  and  $\|\mathbf{1}\{Y \leq x\} - \mathbf{1}\{Y \leq \tilde{x}\}\|_{\hat{\mathbf{P}}_{\tilde{\pi}}} \leq t/\sqrt{2}$ . Then, we have

$$\begin{aligned}
&\sqrt{\sum_{i=1}^n \frac{1}{n} \left( \frac{\mathbf{1}\{\pi(X_i) = A_i\} \mathbf{1}\{Y(\pi(X_i)) \leq x\}}{\pi_0(A_i|X_i)} - \frac{\mathbf{1}\{\tilde{\pi}(X_i) = A_i\} \mathbf{1}\{Y(\tilde{\pi}(X_i)) \leq \tilde{x}\}}{\pi_0(A_i|X_i)} \right)^2} \\
&\leq \frac{1}{\eta} \sqrt{H(\pi, \tilde{\pi}) + \frac{1}{n} \sum_{i=1}^n \mathbf{1}\{\pi(X_i) = \tilde{\pi}(X_i)\} (\mathbf{1}\{Y(\tilde{\pi}(X_i)) \leq x\} - \mathbf{1}\{Y(\tilde{\pi}(X_i)) \leq \tilde{x}\})^2} \\
&\leq \frac{1}{\eta} \sqrt{\eta^2 t^2/2 + \eta^2 t^2/2} = t.
\end{aligned}$$



From Lemma 19.15 and Example 19.16 in [75], we know

$$\sup_{\mathbf{P}} N(t, \mathcal{F}_I, \|\cdot\|_{\mathbf{P}}) \leq K \left(\frac{1}{t}\right)^2,$$

where  $K$  is a universal constant. Finally, by Dudley's theorem [e.g. 78, (5.48)], we have

$$\mathcal{R}_n(\mathcal{F}_{\Pi}) \leq 24\mathbf{E} \left[ \int_0^{2/\eta} \sqrt{\frac{\log N(t, \mathcal{F}_{\Pi}, \|\cdot\|_{\mathbf{P}_n})}{n}} dt \right] \leq \frac{24\kappa^{(n)}(\Pi)}{\eta\sqrt{n}},$$

and

$$\begin{aligned} \mathcal{R}_n(\mathcal{F}_{\Pi,x}) &\leq \frac{24}{\sqrt{n}} \int_0^{2/\eta} \sqrt{\log \left( N_H^{(n)}(\eta^2 t^2/2, \Pi) \right) + \log \left( \sup_{\mathbf{P}} N(\eta t/\sqrt{2}, \mathcal{F}_I, \|\cdot\|_{\mathbf{P}}) \right)} dt \\ &= \frac{24}{\eta\sqrt{n}} \int_0^2 \sqrt{\log \left( N_H^{(n)}(s^2/2, \Pi) \right) + \log \left( \sup_{\mathbf{P}} N(s/\sqrt{2}, \mathcal{F}_I, \|\cdot\|_{\mathbf{P}}) \right)} ds \\ &\leq \frac{24}{\eta\sqrt{n}} \int_0^{\sqrt{2}} \left( \sqrt{\log \left( N_H^{(n)}(s^2/2, \Pi) \right)} + \sqrt{\log K} + \sqrt{4 \log(1/s)} \right) ds \\ &\leq \frac{24\sqrt{2}\kappa^{(n)}(\Pi)}{\eta\sqrt{n}} + C/\sqrt{n}, \end{aligned}$$

where  $C$  is a universal constant. Therefore, by picking  $\varepsilon' = 2 \exp(-n\varepsilon^2\eta^2/2)$ , we have with probability  $1 - \varepsilon'$ ,

$$R_{\text{DRO}}(\hat{\pi}_{\text{DRO}}) \leq \frac{4}{\underline{b}\eta\sqrt{n}} \left( 24(\sqrt{2} + 1)\kappa^{(n)}(\Pi) + \sqrt{2 \log \left( \frac{2}{\varepsilon'} \right)} + C \right). \quad (\text{A.15})$$

(2) Discrete case, i.e., Assumption 2.2 is satisfied: By Lemmas 6 and Assumption 1, when  $\sup_{\pi \in \Pi} TV(\hat{\mathbf{P}}_n^\pi, \mathbf{P}_0) \leq \underline{b}/2$ , we have

$$\begin{aligned} &\sup_{\pi \in \Pi} \left| \sup_{\alpha \geq 0} \left\{ -\alpha \log \left[ \mathbf{E}_{\hat{\mathbf{P}}_n^\pi} \exp(-Y_i(\pi(X_i))) / \alpha \right] - \alpha \delta \right\} - \sup_{\alpha \geq 0} \left\{ -\alpha \log \left[ \mathbf{E}_{\mathbf{P}_0} \exp(-Y(\pi(X))) / \alpha \right] - \alpha \delta \right\} \right| \\ &\leq \sup_{\pi \in \Pi} \frac{2M}{\underline{b}} TV(\hat{\mathbf{P}}_n^\pi, \mathbf{P}_0) \\ &= \sup_{\pi \in \Pi} \sup_{S \in \mathcal{S}_{\mathbb{D}}} \frac{2M}{\underline{b}} \left| \hat{\mathbf{P}}_n^\pi[S] - \mathbf{P}_0[S] \right|, \end{aligned}$$

where  $\mathcal{S}_{\mathbb{D}} = \{S : S \subset \mathbb{D}\}$  contains all subsets of  $\mathbb{D}$ . Then

$$\sup_{\pi \in \Pi} \sup_{S \in \mathcal{S}_{\mathbb{D}}} \frac{2M}{\underline{b}} \left| \hat{\mathbf{P}}_n^\pi[S] - \mathbf{P}_0[S] \right|$$

$$\begin{aligned}
&= \sup_{\pi \in \Pi, S \in \mathcal{S}_{\mathbb{D}}} \frac{2M}{\underline{b}} \left( \frac{1}{nS_n^\pi} \sum_{i=1}^n \frac{\mathbf{1}\{\pi(X_i) = A_i\} \mathbf{1}\{Y_i \in S\}}{\pi_0(A_i|X_i)} - \mathbf{E}_{\mathbf{P}_0} [\mathbf{1}\{Y_i \in S\}] \right) \\
&\leq \sup_{\pi \in \Pi, S \in \mathcal{S}_{\mathbb{D}}} \frac{2M}{\underline{b}} \left( \frac{1}{n} \sum_{i=1}^n \frac{\mathbf{1}\{\pi(X_i) = A_i\} \mathbf{1}\{Y_i \in S\}}{\pi_0(A_i|X_i)} - \mathbf{E}_{\mathbf{P}_0} [\mathbf{1}\{Y_i \in S\}] \right) \tag{A.16}
\end{aligned}$$

$$+ \sup_{\pi \in \Pi, S \in \mathcal{S}_{\mathbb{D}}} \frac{2M}{\underline{b}} \left( \frac{S_n^\pi - 1}{nS_n^\pi} \sum_{i=1}^n \frac{\mathbf{1}\{\pi(X_i) = A_i\} \mathbf{1}\{Y_i \in S\}}{\pi_0(A_i|X_i)} \right) \tag{A.17}$$

For (A.16), by Wainwright [78, Theorem 4.10], we have with probability  $1 - \exp(-n\epsilon^2\eta^2/2)$

$$\begin{aligned}
&\sup_{\pi \in \Pi, S \in \mathcal{S}_{\mathbb{D}}} \frac{2M}{\underline{b}} \left( \frac{1}{n} \sum_{i=1}^n \frac{\mathbf{1}\{\pi(X_i) = A_i\} \mathbf{1}\{Y_i \in S\}}{\pi_0(A_i|X_i)} - \mathbf{E}_{\mathbf{P}_0} [\mathbf{1}\{Y_i \in S\}] \right) \\
&\leq \frac{2M}{\underline{b}} (2\mathcal{R}_n(\mathcal{F}_{\Pi, \mathbb{D}}) + \epsilon), \tag{A.18}
\end{aligned}$$

where the function class  $\mathcal{F}_{\Pi, \mathbb{D}}$  is defined as

$$\mathcal{F}_{\Pi, \mathbb{D}} \triangleq \left\{ f_{\pi, S}(X, Y, A) = \frac{\mathbf{1}\{\pi(X_i) = A_i\} \mathbf{1}\{Y_i \in S\}}{\pi_0(A|X)} \mid \pi \in \Pi, S \subset \mathbb{D} \right\}.$$

For (A.17), we have

$$\frac{2M}{\underline{b}} \left( \frac{S_n^\pi - 1}{nS_n^\pi} \sum_{i=1}^n \frac{\mathbf{1}\{\pi(X_i) = A_i\} \mathbf{1}\{Y_i \in S\}}{\pi_0(A_i|X_i)} \right) \leq \frac{2M}{\underline{b}} |S_n^\pi - 1|. \tag{A.19}$$

By combining (A.18), (A.19) and (A.14), we have with probability at least  $1 - 2\exp(-n\epsilon^2\eta^2/2)$ ,

$$R_{\text{DRO}}(\hat{\pi}_{\text{DRO}}) \leq \frac{2M}{\underline{b}} (2\mathcal{R}_n(\mathcal{F}_{\Pi, \mathbb{D}}) + \epsilon) + \frac{2M}{\underline{b}} (2\mathcal{R}_n(\mathcal{F}_{\Pi}) + \epsilon).$$

Now, we turn to the Rademacher complexity of the classes  $\mathcal{F}_{\Pi, \mathbb{D}}$ . We claim

$$N(t, \mathcal{F}_{\Pi, \mathbb{D}}, \|\cdot\|_{\mathbf{P}_n}) \leq N_H^{(n)}(\eta^2 t^2/2, \Pi) 2^{|\mathbb{D}|},$$

where  $|\mathbb{D}|$  denotes the cardinality of set  $\mathbb{D}$ . By similar argument with the continuous case, we have  $\mathcal{F}_{\Pi, \mathbb{D}}^t$  is a  $t$ -cover set for  $\mathcal{F}_{\Pi, \mathbb{D}}$ , where  $\mathcal{F}_{\Pi, \mathbb{D}}^t$  is defined as

$$\mathcal{F}_{\Pi, \mathbb{D}}^t \triangleq \left\{ \frac{\mathbf{1}\{\pi_i(X) = A\} \mathbf{1}\{Y_i(\pi_i(X_i)) \in S\}}{\pi_0(A|X)} \mid i \leq N_{\Pi}(t), S \subset \mathbb{D} \right\}.$$

Finally, by Dudley's theorem [e.g. 78, (5.48)]

$$\mathcal{R}_n(\mathcal{F}_{\Pi, \mathbb{D}}) \leq \frac{24}{\sqrt{n}} \int_0^{2/\eta} \sqrt{\log \left( N_H^{(n)}(\eta^2 t^2/2, \Pi) + |\mathbb{D}| \log(2) \right)} dt$$

$$\begin{aligned}
&= \frac{24}{\eta\sqrt{n}} \int_0^2 \sqrt{\log \left( N_H^{(n)}(s^2/2, \Pi) \right) + |\mathbb{D}| \log(2)} ds \\
&\leq \frac{24}{\eta\sqrt{n}} \left( \int_0^{\sqrt{2}} \left( \sqrt{\log \left( N_H^{(n)}(s^2/2, \Pi) \right)} \right) ds + 2\sqrt{|\mathbb{D}| \log(2)} \right) \\
&\leq \frac{24\sqrt{2}\kappa^{(n)}(\Pi) + 48\sqrt{|\mathbb{D}| \log(2)}}{\eta\sqrt{n}}
\end{aligned}$$

Therefore, by picking  $\varepsilon' = 2 \exp(-n\varepsilon^2\eta^2/2)$ , we have with probability  $1 - \varepsilon'$ ,

$$R_{\text{DRO}}(\hat{\pi}_{\text{DRO}}) \leq \frac{4M}{\underline{b}\eta\sqrt{n}} \left( 24(\sqrt{2} + 1)\kappa^{(n)}(\Pi) + 48\sqrt{|\mathbb{D}| \log(2)} + \sqrt{2 \log\left(\frac{2}{\varepsilon'}\right)} \right).$$

□

## Appendix A.5 Proof of the Bayes DRO policy result in Section 5.1

*Proof of Proposition 2.* By Lemma 1, we have

$$\begin{aligned}
Q_{\text{DRO}}(\pi_{\text{DRO}}^*) &= \sup_{\pi \in \bar{\Pi}} \sup_{\alpha \geq 0} \{-\alpha \log \mathbf{E}_{\mathbf{P}_0} [\exp(-Y(\pi(X))/\alpha)] - \alpha\delta\} \\
&= \sup_{\alpha \geq 0} \sup_{\pi \in \bar{\Pi}} \{-\alpha \log \mathbf{E}_{\mathbf{P}_0} [\exp(-Y(\pi(X))/\alpha)] - \alpha\delta\}. \tag{A.20}
\end{aligned}$$

The inner maximization (A.20) can be further simplified as

$$\begin{aligned}
&\sup_{\pi \in \bar{\Pi}} \{-\alpha \log \mathbf{E}_{\mathbf{P}_0} [\exp(-Y(\pi(X))/\alpha)] - \alpha\delta\} \\
&= \sup_{\pi \in \bar{\Pi}} \{-\alpha \log \mathbf{E}_{\mathbf{P}_0} [\mathbf{E} [\exp(-Y(\pi(X))/\alpha) | X]] - \alpha\delta\} \\
&= -\alpha \log \mathbf{E}_{\mathbf{P}_0} \left[ \inf_{\pi \in \bar{\Pi}} \mathbf{E} [\exp(-Y(\pi(X))/\alpha) | X] \right] - \alpha\delta.
\end{aligned}$$

By the moment generating function of normal distributions, we have

$$\inf_{\pi \in \bar{\Pi}} \mathbf{E} [\exp(-Y(\pi(X))/\alpha) | X] = \min_{a \in \mathcal{A}} \{\mathbf{E} [\exp(-Y(a)/\alpha) | X]\},$$

and the optimal dual variable is

$$\alpha^*(\pi_{\text{DRO}}^*) = \arg \max_{\alpha \geq 0} \left\{ -\alpha \log \mathbf{E}_{\mathbf{P}_0} \left[ \min_{a \in \mathcal{A}} \{\mathbf{E}_{\mathbf{P}_0} [\exp(-Y(a)/\alpha) | X]\} \right] - \alpha\delta \right\}.$$

Finally, we have for any  $a \in \mathcal{A}$ , the set

$$\begin{aligned}
&\{x \in \mathcal{X} : \pi_{\text{DRO}}^*(x) = a\} \\
&= \{x \in \mathcal{X} : \mathbf{E}_{\mathbf{P}_0} [\exp(-Y(a)/\alpha) | X = x] \leq \mathbf{E}_{\mathbf{P}_0} [\exp(-Y(a')/\alpha) | X = x], \text{ for } \forall a' \in \mathcal{A}/\{a\}\}
\end{aligned}$$

is measurable. □

## Appendix A.6 Proof of the extension results in Section 7

*Proof of Lemma 9.* If  $k = 1$ , we have  $c_k(\delta) = 1$ , and thus Lemma 9 recovers Lemma 5. For  $k \in (1, +\infty)$ , notice that

$$\begin{aligned} & \left| \sup_{\alpha \in \mathbf{R}} \left\{ -c_k(\delta) \mathbf{E}_{\mathbf{P}_1} \left[ (-Y + \alpha)_+^{k_*} \right]^{\frac{1}{k_*}} + \alpha \right\} - \sup_{\alpha \in \mathbf{R}} \left\{ -c_k(\delta) \mathbf{E}_{\mathbf{P}_2} \left[ (-Y + \alpha)_+^{k_*} \right]^{\frac{1}{k_*}} + \alpha \right\} \right| \\ & \leq c_k(\delta) \sup_{\alpha \in \mathbf{R}} \left| \mathbf{E}_{\mathbf{P}_1} \left[ (-Y + \alpha)_+^{k_*} \right]^{\frac{1}{k_*}} - \mathbf{E}_{\mathbf{P}_2} \left[ (-Y + \alpha)_+^{k_*} \right]^{\frac{1}{k_*}} \right| \\ & = c_k(\delta) \sup_{\alpha \in \mathbf{R}} \left| \mathbf{E}_{\mathbf{P}_U} \left[ (-q_{\mathbf{P}_1}(U) + \alpha)_+^{k_*} \right]^{\frac{1}{k_*}} - \mathbf{E}_{\mathbf{P}_U} \left[ (-q_{\mathbf{P}_2}(U) + \alpha)_+^{k_*} \right]^{\frac{1}{k_*}} \right|, \end{aligned}$$

where  $\mathbf{P}_U \sim U([0, 1])$  and the last equality is based on the fact that  $q_{\mathbf{P}}(U) \stackrel{d}{=} \mathbf{P}$ .

By the triangular inequality in  $L^{k_*}(U)$  space, we have

$$\begin{aligned} & \left| \mathbf{E}_{\mathbf{P}_U} \left[ (-q_{\mathbf{P}_1}(U) + \alpha)_+^{k_*} \right]^{\frac{1}{k_*}} - \mathbf{E}_{\mathbf{P}_U} \left[ (-q_{\mathbf{P}_2}(U) + \alpha)_+^{k_*} \right]^{\frac{1}{k_*}} \right| \\ & \leq \mathbf{E}_{\mathbf{P}_U} \left[ |q_{\mathbf{P}_1}(U) - q_{\mathbf{P}_2}(U)|^{k_*} \right]^{\frac{1}{k_*}} \\ & \leq \sup_{t \in [0, 1]} |q_{\mathbf{P}_1}(t) - q_{\mathbf{P}_2}(t)|. \end{aligned}$$

□

*Proof of Lemma 10.* By choosing  $\alpha = \text{ess inf } Y$ , we have

$$\sup_{\alpha \in \mathbf{R}} \left\{ -c_k(\delta) \mathbf{E}_{\mathbf{P}_1} \left[ (-Y + \alpha)_+^{k_*} \right]^{\frac{1}{k_*}} + \alpha \right\} \geq \text{ess inf } Y \geq 0.$$

On the other hand, observe that

$$\mathbf{E}_{\mathbf{P}_1} \left[ (-Y + \alpha)_+^{k_*} \right]^{\frac{1}{k_*}} \geq \mathbf{E}_{\mathbf{P}_1} [(-Y + \alpha)_+],$$

and thus

$$\sup_{\alpha \in \mathbf{R}} \left\{ -c_k(\delta) \mathbf{E}_{\mathbf{P}_1} \left[ (-Y + \alpha)_+^{k_*} \right]^{\frac{1}{k_*}} + \alpha \right\} \geq \sup_{\alpha \in \mathbf{R}} \left\{ -c_k(\delta) \mathbf{E}_{\mathbf{P}_1} [(-Y + \alpha)_+] + \alpha \right\}.$$

Since  $c_k(\delta) > 1$ , we have the optimal  $\alpha$  is not greater than  $M$ . Therefore, we have

$$\sup_{\alpha \in \mathbf{R}} \left\{ -c_k(\delta) \mathbf{E}_{\mathbf{P}_1} [(-Y + \alpha)_+] + \alpha \right\} = \sup_{\alpha \leq M} \left\{ -c_k(\delta) \mathbf{E}_{\mathbf{P}_1} [(-Y + \alpha)_+] + \alpha \right\}.$$

For any probability measure  $\mathbf{P}_1$  supported on  $\mathbb{D}$ , we have

$$\sup_{\alpha \leq M} \left\{ -c_k(\delta) \mathbf{E}_{\mathbf{P}_1} \left[ (-Y + \alpha)_+^{k_*} \right]^{\frac{1}{k_*}} + \alpha \right\} = \sup_{\alpha \leq M} \left\{ -c_k(\delta) \left( \sum_{d \in \mathbb{D}} \left[ (-d + \alpha)_+^{k_*} \mathbf{P}_1(Y = d) \right] \right)^{\frac{1}{k_*}} + \alpha \right\}.$$

To ease of notation, we abbreviate  $\mathbf{P}_1(Y = d), \mathbf{P}_2(Y = d)$  as  $\mathbf{P}_1(d), \mathbf{P}_2(d)$ . Therefore, we have

$$\begin{aligned} & \left| \sup_{\alpha \leq M} \left\{ -c_k(\delta) \left( \sum_{d \in \mathbb{D}} \left[ (-d + \alpha)_+^{k_*} \mathbf{P}_1(d) \right] \right)^{\frac{1}{k_*}} + \alpha \right\} \right. \\ & \quad \left. - \sup_{\alpha \leq M} \left\{ -c_k(\delta) \left( \sum_{d \in \mathbb{D}} \left[ (-d + \alpha)_+^{k_*} \mathbf{P}_2(d) \right] \right)^{\frac{1}{k_*}} + \alpha \right\} \right| \\ & \leq c_k(\delta) \sup_{\alpha \leq M} \left| \left( \sum_{d \in \mathbb{D}} \left[ (-d + \alpha)_+^{k_*} \mathbf{P}_1(d) \right] \right)^{\frac{1}{k_*}} - \left( \sum_{d \in \mathbb{D}} \left[ (-d + \alpha)_+^{k_*} \mathbf{P}_2(d) \right] \right)^{\frac{1}{k_*}} \right| \quad (\text{A.21}) \\ & = c_k(\delta) \sup_{\alpha \leq M} \left| \left( \sum_{d \in \mathbb{D}} \left( (-d + \alpha)_+ \left( \mathbf{P}_1(d)^{\frac{1}{k_*}} \right)^{k_*} \right)^{\frac{1}{k_*}} - \left( \sum_{d \in \mathbb{D}} \left( (-d + \alpha)_+ \left( \mathbf{P}_2(d)^{\frac{1}{k_*}} \right)^{k_*} \right)^{\frac{1}{k_*}} \right) \right| \\ & \leq c_k(\delta) \sup_{\alpha \leq M} \max \left\{ \left( \sum_{\substack{d: \mathbf{P}_1(d) \\ \geq \mathbf{P}_2(d)}} \left( (-d + \alpha)_+ \mathbf{P}_1(d)^{\frac{1}{k_*}} \right)^{k_*} \right)^{\frac{1}{k_*}} - \left( \sum_{\substack{d: \mathbf{P}_1(d) \\ \geq \mathbf{P}_2(d)}} \left( (-d + \alpha)_+ \mathbf{P}_2(d)^{\frac{1}{k_*}} \right)^{k_*} \right)^{\frac{1}{k_*}}, \right. \\ & \quad \left. \left( \sum_{\substack{d: \mathbf{P}_1(d) \\ < \mathbf{P}_2(d)}} \left( (-d + \alpha)_+ \mathbf{P}_1(d)^{1/k_*} \right)^{k_*} \right)^{\frac{1}{k_*}} - \left( \sum_{\substack{d: \mathbf{P}_1(d) \\ < \mathbf{P}_2(d)}} \left( (-d + \alpha)_+ \mathbf{P}_2(d)^{1/k_*} \right)^{k_*} \right)^{\frac{1}{k_*}} \right\}. \end{aligned}$$

By the  $k_*$ -norm triangular inequality and the fact that  $(-d + \alpha)_+ \leq M$  for  $\alpha \leq M$ , we have

$$\begin{aligned} & \left( \sum_{\substack{d: \mathbf{P}_1(d) \\ \geq \mathbf{P}_2(d)}} \left( (-d + \alpha)_+ \left( \mathbf{P}_1(d)^{1/k_*} \right)^{k_*} \right)^{\frac{1}{k_*}} - \left( \sum_{\substack{d: \mathbf{P}_1(d) \\ \geq \mathbf{P}_2(d)}} \left( (-d + \alpha)_+ \left( \mathbf{P}_2(d)^{1/k_*} \right)^{k_*} \right)^{\frac{1}{k_*}} \right) \\ & \leq c_k(\delta) M \left( \sum_{\substack{d: \mathbf{P}_1(d) \\ \geq \mathbf{P}_2(d)}} \left| \left( \mathbf{P}_1(d)^{1/k_*} \right)^{k_*} - \left( \mathbf{P}_2(d)^{1/k_*} \right)^{k_*} \right|^{\frac{1}{k_*}} \right). \end{aligned}$$

Consider the function  $h(x) = x^{1/k^*}$ ,

$$h'(x) = \frac{1}{k^*} x^{1/k^*-1} \leq \frac{1}{k^*} (\underline{b}/2)^{1/k^*-1}, \text{ when } x \geq \underline{b}/2.$$

Then, when  $TV(\mathbf{P}_1, \mathbf{P}_2) \leq \underline{b}/2$ , we have

$$\begin{aligned} & c_k(\delta) M \left( \sum_{\substack{d: \mathbf{P}_1(d) \\ \geq \mathbf{P}_2(d)}} \left| (\mathbf{P}_1(d))^{1/k^*} - (\mathbf{P}_2(d))^{1/k^*} \right|^{k^*} \right)^{\frac{1}{k^*}} \\ & \leq c_k(\delta) M \left( \sum_{\substack{d: \mathbf{P}_1(d) \\ \geq \mathbf{P}_2(d)}} \left( \frac{1}{k^*} (\underline{b}/2)^{1/k^*-1} |\mathbf{P}_1(d) - \mathbf{P}_2(d)| \right)^{k^*} \right)^{\frac{1}{k^*}} \\ & = \frac{c_k(\delta) M}{k^*} (\underline{b}/2)^{1/k^*-1} \left( \sum_{\substack{d: \mathbf{P}_1(d) \\ \geq \mathbf{P}_2(d)}} |\mathbf{P}_1(d) - \mathbf{P}_2(d)|^{k^*} \right)^{\frac{1}{k^*}} \\ & \leq \frac{c_k(\delta) M}{k^*} (\underline{b}/2)^{1/k^*-1} \sum_{\substack{d: \mathbf{P}_1(d) \\ \geq \mathbf{P}_2(d)}} |\mathbf{P}_1(d) - \mathbf{P}_2(d)| \\ & \leq \frac{c_k(\delta) M}{k^*} (\underline{b}/2)^{1/k^*-1} TV(\mathbf{P}_1, \mathbf{P}_2). \end{aligned}$$

The same bound holds for  $\{d \in \mathbb{D} : \mathbf{P}_1(d) < \mathbf{P}_2(d)\}$ , which completes the proof.  $\square$

## Appendix B Experiments

This section provides implementation details for how to compute  $\arg \min_{\Theta \in \mathbf{R}^{(p+1) \times d}} \hat{W}_n(\pi_\Theta, \alpha)$  where  $\pi_\Theta$  is the multilinear policy associated with parameter  $\Theta$ . Recall the definition of  $\hat{W}_n(\pi, \alpha)$  from definition 4 that

$$\hat{W}_n(\pi, \alpha) = \frac{1}{nS_n^\pi} \sum_{i=1}^n W_i(\pi, \alpha) = \frac{\sum_{i=1}^n \frac{\mathbf{1}\{\pi(X_i)=A_i\}}{\pi_0(A_i|X_i)} \exp(-Y_i(A_i)/\alpha)}{\sum_{i=1}^n \frac{\mathbf{1}\{\pi(X_i)=A_i\}}{\pi_0(A_i|X_i)}}.$$

As we did in Section 5.2, we employ the smooth approximation of the indicator function

$$\mathbf{1}\{\pi_\Theta(X_i) = A_i\} \approx \frac{\exp(\theta_{A_i}^\top X_i)}{\sum_{a=1}^d \exp(\theta_a^\top X_i)}.$$

Now for  $i = 1, \dots, n$ , we the smooth weight function  $p_i : \mathbf{R}^{(p+1) \times d} \rightarrow \mathbf{R}_+$  as

$$p_i(\Theta) \triangleq \frac{\exp(\theta_{A_i}^\top X_i)}{\pi_0(A_i|X_i) \sum_{a=1}^d \exp(\theta_a^\top X_i)},$$

then the estimator  $\hat{W}_n(\pi_\Theta, \alpha)$  admits the smooth approximation

$$\hat{W}_n(\pi_\Theta, \alpha) \approx \tilde{W}_n(\pi_\Theta, \alpha) \triangleq \frac{\sum_{i=1}^n p_i(\Theta) \exp(-Y_i(A_i)/\alpha)}{\sum_{i=1}^n p_i(\Theta)}.$$

In addition, we have

$$\begin{aligned} \nabla_\Theta \tilde{W}_n(\pi_\Theta, \alpha) &= \tilde{W}_n(\pi_\Theta, \alpha) \nabla_\Theta \log \left( \tilde{W}_n(\pi_\Theta, \alpha) \right) \\ &\approx \tilde{W}_n(\pi_\Theta, \alpha) \cdot \left( \nabla_\Theta \log \left( \sum_{i=1}^n p_i(\Theta) \exp(-Y_i(A_i)/\alpha) \right) - \nabla_\Theta \log \left( \sum_{i=1}^n p_i(\Theta) \right) \right) \\ &= \tilde{W}_n(\pi_\Theta, \alpha) \cdot \left( \frac{\sum_{i=1}^n \nabla_\Theta p_i(\Theta) \exp(-Y_i(A_i)/\alpha)}{\sum_{i=1}^n p_i(\Theta) \exp(-Y_i(A_i)/\alpha)} - \frac{\sum_{i=1}^n \nabla_\Theta p_i(\Theta)}{\sum_{i=1}^n p_i(\Theta)} \right). \end{aligned}$$

Therefore, we can employ gradient to descent to solve for  $\Theta$  that minimizes  $\tilde{W}_n(\pi_\Theta, \alpha)$ , which approximately minimizes  $\hat{W}_n(\pi_\Theta, \alpha)$  as well. This is how we solve for  $\arg \min_{\Theta \in \mathbf{R}^{(p+1) \times d}} \hat{W}_n(\pi_\Theta, \alpha)$  in implementation.