
Foreshadowing the Benefits of Incidental Supervision

Hangfeng He[†] Mingyuan Zhang[†] Qiang Ning[‡] Dan Roth[†]

[†] University of Pennsylvania [‡] Allen Institute for AI
 {hangfeng,myz,danroth}@seas.upenn.edu qiangn@allenai.org

Abstract

Learning theory mostly addresses the standard learning paradigm, assuming the availability of complete and correct supervision signals for large amounts of data. However, in practice, machine learning researchers and practitioners acquire and make use of a range of *incidental supervision* signals that only have statistical associations with the gold supervision. This paper addresses the question: *Can one quantify models' performance when learning with such supervision signals, without going through an exhaustive experimentation process with various supervision signals and learning protocols?* To quantify the benefits of various incidental supervision signals, we propose a unified PAC-Bayesian Informativeness measure (PABI), characterizing the reduction in uncertainty that incidental supervision signals provide. We then demonstrate PABI's use in quantifying various types of incidental signals such as partial labels, noisy labels, constraints, cross-domain signals, and some combinations of these. Experiments on named entity recognition and question answering show that PABI correlates well with learning performance, providing a promising way to determine, ahead of learning, which supervision signals would be beneficial.¹

1 Introduction

The standard learning paradigm, where direct supervision signals are assumed to be available in high-quality and large amounts, has been struggling to fulfill the needs in many real-world AI applications. As a result, researchers and practitioners often resort to datasets that are not collected directly for the target task but, hopefully, capture some phenomena useful for it (Roth, 2017; Kolesnikov et al., 2019). However, it remains unclear how to predict the benefits of these incidental signals on our target task beforehand, so the common practice is often trial-and-error: do experiments with different combinations of datasets and learning protocols, often exhaustively, to achieve improvement on a target task (Liu et al., 2019; He et al., 2020; Khashabi et al., 2020). Not only this is very costly, this trial-and-error approach can also be hard to interpret: *if we don't see improvements, is it because the incidental signals themselves are not useful for our target task, or is it because the learning protocols we have tried are inappropriate?*

The difficulties of foreshadowing the benefits of incidental supervision signals are two-fold. First, it is hard to provide a *unified* measure because of the intrinsic differences among various incidental signals (e.g., the difference between noisy labels and constraints). Second, it is hard to provide a *practical* measure along with *theoretical guidance*. Previous attempts are either not practical or without theoretical guidance (Baxter, 1998; Ben-David et al., 2010; Thrun & O'Sullivan, 1998; Gururangan et al., 2020). In this paper, we propose a unified PAC-Bayesian based informativeness measure (PABI) to quantify the value of incidental signals. We suggest that the informativeness of various incidental signals can be uniformly characterized by the reduction in the original concept class uncertainty they provide. Specifically, in the PAC-Bayesian framework, the informativeness is

¹Our code are publicly available at <https://github.com/HornHehhf/PABI>.

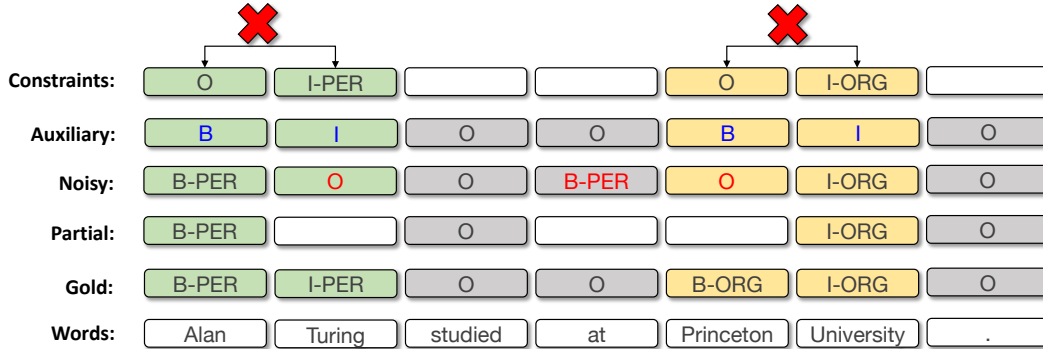


Figure 1: An example of NER with various incidental supervision signals: partial labels (some missing labels in structured outputs), noisy labels (some incorrect labels), auxiliary labels (labels of another task, e.g. named entity detection in the figure), and constraints (e.g. the BIO constraint where I-X must follow B-X or I-X (Ramshaw & Marcus, 1999) in the figure).

based on the KL divergence between the prior and the posterior, where incidental signals are used to estimate a better prior (closer to the gold posterior) to achieve better generalization performance. Furthermore, we provide a more practical entropy-based approximation of PABI.

We have been in need of a unified informativeness measure like PABI. For instance, it might be obvious that we can expect better learning performance if the training data are less noisy and more complete, but what if we want to compare the benefits of a noisy dataset and that of a partial dataset? PABI enables this kind of comparisons beforehand, on a range of incidental signals such as partial labels, noisy labels, constraints, auxiliary signals, cross-domain signals, and some combinations of them, for sequence tagging tasks in natural language processing (NLP). A specific example of named entity recognition (NER) is shown in Fig. 1.

Finally, our experiments on two NLP tasks, NER and question answering (QA), show that there is a strong positive correlation between PABI and the relative improvement for various incidental signals. This strong positive correlation indicates that the proposed unified, theory-motivated measure PABI can serve as a good indicator of the final learning performance, providing a promising way to know which signals are helpful for a target task beforehand.

1.1 Related Work

There has been a line of theoretical work that attempts to exploit incidental supervision signals. Balcan & Blum (2010) propose to use unlabeled data to reduce the concept class with the help of incompatibility. Similarly, Abu-Mostafa (1993) analyzes the concept class reduction provided by invariance hints. Natarajan et al. (2013), instead, proposes to directly learn from noisy labels by adjusting the loss function. Van Rooyen & Williamson (2017) further consider more types of corrupted labels, such as noisy labels and partial labels. Others propose to use incidental supervision signals to learn the bias of the environment (Abu-Mostafa, 1993; Baxter, 1998) or quantify the dependencies in the structure (London et al., 2016; Ciliberto et al., 2019). As for exploiting cross-domain signals, Ben-David et al. (2010) provide a uniform convergence learning bound for learning from different domains. Our proposal PABI is different from these lines of work in several ways: First, PABI is a unified measure that applies to multiple signals, while earlier analyses mainly focused on one or two types of signals; second, as we show, PABI can be easily used in practice, while earlier theoretical work was not easy to use.

There has also been work on providing practical informativeness measures for incidental signals. Ning et al. (2019) propose to use the concaveness of the mutual information with different percentage of annotations to quantify the strength of structures. Gururangan et al. (2020) propose to use vocabulary overlap to estimate the domain similarity of texts. Thrun & O’Sullivan (1998) propose to cluster tasks based on the similarity between the task-optimal distance metric of k-nearest neighbors (KNN). The differences between this line of empirical work and PABI are two-fold: First, PABI is a unified measure for various signals, while earlier analysis mainly focused on one type of signals; second, PABI is based on PAC-Bayesian theory, while earlier proposals lacked theoretical guidance.

2 PABI: A Unified PAC-Bayesian Informativeness Measure

Let \mathcal{X} be the input space, \mathcal{Y} be the label space, and $\hat{\mathcal{Y}}$ be the prediction space. We assume the underlying distribution on $\mathcal{X} \times \mathcal{Y}$ is \mathcal{D} . Let $\ell : \mathcal{Y} \times \hat{\mathcal{Y}} \rightarrow \mathbb{R}_+$ be the loss function that we use to evaluate learning algorithms. Given a set of training samples $S = \{x_i, y_i\}_{i=1}^m$ generated i.i.d. from \mathcal{D} , we want to learn a predictor $c : \mathcal{X} \rightarrow \hat{\mathcal{Y}}$ such that it generalizes well to unseen data with respect to ℓ , measured by the *generalization error* $R_{\mathcal{D}}(c) = \mathbb{E}_{\mathbf{x}, \mathbf{y} \sim \mathcal{D}}[\ell(\mathbf{y}, c(\mathbf{x}))]$. The empirical error over S is $R_S(c) = \frac{1}{m} \sum_{i=1}^m \ell(y_i, c(x_i))$. The concept class we consider is denoted by \mathcal{C} . When \mathcal{C} is finite, its size is $|\mathcal{C}|^m$. Let \mathcal{P} denote the space of probability distributions over \mathcal{C} .

2.1 Informativeness Measures in the PAC-Bayesian Framework

General Bayesian learning algorithms (Zhang et al., 2006) in the PAC-Bayesian framework (McAllester, 1999b,a; Seeger, 2002; McAllester, 2003b,a; Maurer, 2004; Guedj, 2019) aim to choose a posterior $\pi_\lambda \in \mathcal{P}$ over the concept class \mathcal{C} based on a prior $\pi_0 \in \mathcal{P}$ and training data S , where λ is a hyper parameter that controls the tradeoff between the prior and the data likelihood. Since we aim to choose a distribution over concepts instead of a particular concept, the training error and the generalization error needs to be modified as $L_S(\pi_\lambda) = \mathbb{E}_{c \sim \pi_\lambda}[R_S(c)]$ and $L_{\mathcal{D}}(\pi_\lambda) = \mathbb{E}_{c \sim \pi_\lambda}[R_{\mathcal{D}}(c)]$ respectively. When the gold posterior π^* is one-hot (exactly one entry of π^* is 1 and the remaining entries are 0), we have the original definitions of training error and generalization error in the PAC framework (Valiant, 1984).

The generalization error bound in the PAC-Bayesian framework by Guedj (2019) and (Catoni, 2007) says that with probability $1 - \delta$ over S , the following bound holds

$$L_{\mathcal{D}}(\pi_{\lambda^*}) \leq L_{\mathcal{D}}(\pi^*) + \sqrt{\frac{8B(D_{KL}(\pi^*||\pi_0) + \ln \frac{2 \ln(mC)}{\delta})}{m}},$$

where π_{λ^*} is the posterior distribution with the optimal $\lambda^* = \sqrt{\frac{2m(D_{KL}(\pi^*, \pi_0) + \ln \frac{2}{\delta})}{B}}$, $\pi^* \in \mathcal{P}$ is the ideal posterior, $D_{KL}(\pi^*||\pi_0)$ denotes the KL divergence from π_0 to π^* , B and C are two constants. This is based on the Theorem 2 in Guedj (2019).

As shown in the generalization bound, the generalization error is bounded by the KL divergence $D_{KL}(\pi^*||\pi_0)$ from the prior distribution to the gold posterior distribution. Therefore, we propose to utilize incidental signals to improve the prior distribution from π_0 to $\tilde{\pi}_0$ so that it is closer to the ideal posterior distribution π^* . The corresponding informativeness measure, PABI, is defined as follows

$$S(\pi_0, \tilde{\pi}_0) \triangleq \sqrt{1 - \frac{D_{KL}(\pi^*||\tilde{\pi}_0)}{D_{KL}(\pi^*||\pi_0)}}.$$

Note that $S(\pi_0, \tilde{\pi}_0) = 0$ if $\tilde{\pi}_0 = \pi_0$, while if $\tilde{\pi}_0 = \pi^*$, then $S(\pi_0, \tilde{\pi}_0) = 1$. This result is consistent with our intuition that the closer $\tilde{\pi}_0$ is to π^* , the more benefits we can gain from incidental signals. In our following analysis, the original prior π_0 is *uniform* (without any information), and π_* is *one-hot* with the true concept c^* . The square root function is used in PABI for two reasons: First, the generalization bounds in both PAC-Bayesian and PAC (see Sec. 2.2) frameworks have the square root function; second, in our later experiments, we find that square root function can significantly improve the Pearson correlation between the relative performance improvement and PABI.

However, π^* is unknown in practice, which makes the informativeness hard to be computed in some complex cases. A reasonable approximation is

$$\hat{S}(\pi_0, \tilde{\pi}_0) \triangleq \sqrt{1 - \frac{H(\tilde{\pi}_0)}{H(\pi_0)}} = \sqrt{1 - \frac{\mathbb{E}_{c^* \sim \tilde{\pi}_0} D_{KL}(\pi_{c^*}||\tilde{\pi}_0)}{\mathbb{E}_{c^* \sim \pi_0} D_{KL}(\pi_{c^*}||\pi_0)}} \approx \sqrt{1 - \frac{D_{KL}(\pi^*||\tilde{\pi}_0)}{D_{KL}(\pi^*||\pi_0)}} = S(\pi_0, \tilde{\pi}_0)$$

where $H(\cdot)$ is the entropy function and π_{c^*} is the one-hot distribution concentrated on c^* . The intuition behind $\hat{S}(\pi_0, \tilde{\pi}_0)$ is that we can use the prior to estimate the distribution of the gold concept. We will show this is a reasonable approximation in Sec. 2.2. Therefore, in practice, we can simply use $\hat{S}(\pi_0, \tilde{\pi}_0) = \sqrt{1 - \frac{H(\tilde{\pi}_0)}{H(\pi_0)}}$ as a proxy.

2.2 Informativeness Measures for Finite Concept Class and Uniform Priors

For the uniform prior π_0 and $\tilde{\pi}_0$ over finite concept class \mathcal{C} , we have $D_{KL}(\pi^*||\pi_0) = H(\pi_0) = \ln |\mathcal{C}|$ and $D_{KL}(\pi^*||\tilde{\pi}_0) = H(\tilde{\pi}_0) = \ln |\tilde{\mathcal{C}}|$, where $\tilde{\mathcal{C}}$ denotes the reduced concept class using incidental signals and π^* is the gold one-hot posterior. In this case, improving the prior from π_0 to $\tilde{\pi}_0$ means deterministically reducing the concept class from \mathcal{C} to $\tilde{\mathcal{C}}$. Therefore, PABI can be written as:

$$S(\pi_0, \tilde{\pi}_0) = \hat{S}(\pi_0, \tilde{\pi}_0) = S(\mathcal{C}, \tilde{\mathcal{C}}) = \sqrt{1 - \frac{\ln |\tilde{\mathcal{C}}|}{\ln |\mathcal{C}|}}.$$

Remark: $S(\mathcal{C}, \tilde{\mathcal{C}})$ can be also derived by the generalization bound in the PAC framework (Mohri et al., 2018) which says with probability $1 - \delta$ over S , $R_{\mathcal{D}}(c) \leq R_S(c) + \sqrt{\frac{\ln |\mathcal{C}| + \ln \frac{2}{\delta}}{2m}}$.

However, the PAC framework without an affiliated probability measure (equivalent to uniform priors in the PAC-Bayesian framework) cannot handle the probabilistic cases. For example, incidental signals can reduce the probability of some concepts, though the concept class is not reduced. In this example, the informativeness measure $S(\mathcal{C}, \tilde{\mathcal{C}})$ is zero, but we actually benefit from incidental signals. It is worthwhile to notice that $S(\pi_0, \tilde{\pi}_0)$ and $\hat{S}(\pi_0, \tilde{\pi}_0)$ are equivalent in the finite concept class with uniform priors, indicating that our entropy-based approximation is reasonable. Some analysis on the extensions and general limitations of PABI can be found in Appx. A.1 and A.2. We need to notice that the size of concept class also plays an important role in the lower bound on the generalization error (more details in Appx. A.3.), indicating that PABI based on the reduction of the concept class is a reasonable measure.

3 Examples for the Informativeness Measure

In this section, we show some examples of sequence tagging tasks² in NLP for PABI. More examples and details can be found in Appx. A.4. Similar to the categorization of transfer learning (Pan & Yang, 2009), we use *inductive signals* to denote the signals with the same marginal distribution of \mathbf{x} as gold signals but a different task from gold signals, such as noisy and auxiliary signals, and *transductive signals* to denote the signals with the same task as gold signals but a different marginal distribution of \mathbf{x} from gold signals, such as cross-domain and cross-lingual signals. In our following analysis, we focus on the tasks with finite concept class³ which is quite common in NLP. Another assumption is that the number of incidental signals is large enough, and more discussions can be found in Sec. 5.

3.1 Examples with Inductive signals

Partial labels. The labels for each example in sequence tagging tasks is a sequence and some of them are unknown in this case. Assuming that the data are with η_p unknown labels and $1 - \eta_p$ gold labels, the size of the reduced concept class will be $|\tilde{\mathcal{C}}| = |\mathcal{L}|^n |\mathcal{V}|^{n\eta_p}$. Therefore, the PABI is $\hat{S}(\pi_0, \tilde{\pi}_0) = S(\pi_0, \tilde{\pi}_0) = S(\mathcal{C}, \tilde{\mathcal{C}}) = \sqrt{1 - \eta_p}$.

Noisy labels. For each token, $P(y|\tilde{y})$ is determined by η_n (i.e. $P(y = \tilde{y}) = 1 - \eta_n$ and the probability of other labels are all $\frac{\eta_n}{|\mathcal{L}| - 1}$). We can get the corresponding probability distribution of labels over the tokens in all inputs ($\tilde{\pi}_0$ over the concept class). In this way, the corresponding informativeness is $\hat{S}(\pi_0, \tilde{\pi}_0) = \sqrt{1 - \frac{\eta_n \ln(|\mathcal{L}| - 1) - \eta_n \ln \eta_n - (1 - \eta_n) \ln(1 - \eta_n)}{\ln |\mathcal{L}|}}$.

3.2 Examples with Transductive Signals

For transductive signals, such as cross-domain signals, we can first extend the concept class \mathcal{C} to the extended concept class \mathcal{C}^e with the corresponding extended input space \mathcal{X}^e . After that, we can use incidental signals to estimate a better prior distribution $\tilde{\pi}_0^e$ over the extended concept class \mathcal{C}^e , and

²Given an input $\mathbf{x} \in \mathcal{X} = \mathcal{V}^n$ generated from a distribution \mathcal{D} , the task aims to get the corresponding label $\mathbf{y} \in \hat{\mathcal{Y}} = \mathcal{Y} = \mathcal{L}^n$, where \mathcal{V} is the vocabulary of input words, and \mathcal{L} is the label set for the task.

³Note that tasks with infinite concept class can also be approximated by the finite concept class in practice because of memory and time limit.

Algorithm 1: Confidence-Weighted Bootstrapping with Prior Probability. The algorithm utilizes incidental signals to improve the inference stage in semi-supervised learning.

Input: A small dataset with gold signals $\mathcal{D} = (X_1, Y_1)$, and a large dataset with inductive signals

$\tilde{\mathcal{D}} = (X_2, \tilde{Y}_2)$ where $X_1 \cap X_2 = \emptyset$

- 1 Initialize classifier $\hat{c} = \text{LEARN}(\mathcal{D})$ (initialize the classifier with gold signals)
 - 2 $P(Y_2|X_2, \tilde{Y}_2) = \text{PRIOR}(\mathcal{D}, \tilde{\mathcal{D}})$ (estimate the probability of gold labels for inputs in $\tilde{\mathcal{D}}$)
 - 3 **while** convergence criteria not satisfied **do**
 - 4 $\hat{Y} = \text{INFERENCE}(X_2; \hat{c}; P(Y_2|X_2, \tilde{Y}_2))$ (get predicted labels of inputs in $\tilde{\mathcal{D}}$)
 - 5 $\hat{\rho} = \text{CONFIDENCE}(X_2; \hat{c}, P(Y_2|X_2, \tilde{Y}_2))$ (get confidence for predicted labels)
 - 6 $\tilde{\mathcal{D}} = (X_2, \hat{Y}, \hat{\rho})$ (get confidence-weighted incidental dataset with predicted labels)
 - 7 $\hat{c} = \text{LEARN}(\mathcal{D} + \tilde{\mathcal{D}})$ (learn a classifier with both gold dataset and incidental dataset)
 - 8 **return** \hat{c}
-

then get the corresponding $\tilde{\pi}_0$ over the original concept class by restricting the concept from \mathcal{X}^e to \mathcal{X} . In this way, the informativeness of transductive signals can still be measured by $S(\pi_0, \tilde{\pi}_0)$ or $\hat{S}(\pi_0, \tilde{\pi}_0)$. The restriction step is similar to Roth & Zelenko (2000).

However, how to compute $H(\tilde{\pi}_0)$ is still unclear. For simplicity, we use $c(\mathbf{x})$ to denote the gold system on the gold signals, $\tilde{c}(\mathbf{x})$ to denote the perfect system on the incidental signals, and $\hat{c}(\mathbf{x})$ to denote the silver system trained on the incidental signals. Source domain (target domain) denotes the domain of incidental signals (gold signals). To compute PABI, we add two assumptions here: I. $\tilde{c}(\mathbf{x})$ is a noisy version of $c(\mathbf{x})$ with a noise ratio η in both source and target domain; II. $\hat{c}(\mathbf{x})$ is a noisy version of $\tilde{c}(\mathbf{x})$ with a noise ratio η_1 in both source and target domains. In practice, η is unknown but it can be estimated by η_1 in the source domain and $\eta_2 = \mathbb{E}_{\mathbf{x} \sim P_{\mathcal{D}}(\mathbf{x})} \mathbf{1}(\hat{c}(\mathbf{x}) \neq c(\mathbf{x}))$ (the noise rate of the silver system on the target domain where $P_{\mathcal{D}}(\mathbf{x})$ is the marginal distribution of \mathbf{x}) as follows:

$$\eta = \mathbb{E}_{\mathbf{x} \sim P_{\mathcal{D}}(\mathbf{x})} \mathbf{1}(c(\mathbf{x}) \neq \tilde{c}(\mathbf{x})) = \frac{(|\mathcal{L}| - 1)(\eta'_1 - \eta_2)}{1 - |\mathcal{L}|(1 - \eta'_1)} = \frac{(|\mathcal{L}| - 1)(\eta_1 - \eta_2)}{1 - |\mathcal{L}|(1 - \eta_1)} \quad (1)$$

where $\eta'_1 = \mathbb{E}_{\mathbf{x} \sim P_{\mathcal{D}}(\mathbf{x})} \mathbf{1}(\hat{c}(\mathbf{x}) \neq \tilde{c}(\mathbf{x}))$ in the target domain is equal to $\eta_1 = \mathbb{E}_{\mathbf{x} \sim P_{\tilde{\mathcal{D}}}(\mathbf{x})} \mathbf{1}(\hat{c}(\mathbf{x}) \neq \tilde{c}(\mathbf{x}))$ in the source domain (assumption II). The derivation of Eq. (1) can be found in Appx A.5.

Theorem 3.1. Let \mathcal{C} be a concept class of VC dimension d for binary classification. Let S_+ be a labeled sample of size m generated by drawing βm points (S) from \mathcal{D} according to c and $(1 - \beta)m$ points (\tilde{S}) from $\tilde{\mathcal{D}}$ (the distribution of incidental signals) according to \tilde{c} . If $\hat{c}' = \arg \min_{c \in \mathcal{C}} R_{S_+, \frac{1}{2}}(c) = \arg \min_{c \in \mathcal{C}} \frac{1}{2} R_S(c) + \frac{1}{2} R_{\tilde{S}}(c)$ is the empirical joint error minimizer, and $c_T^* = \arg \min_{c \in \mathcal{C}} R_{\mathcal{D}}(c)$ is the target error minimizer, $c^* = \arg \min_{c \in \mathcal{C}} R_{\tilde{\mathcal{D}}}(c) + R_{\mathcal{D}}(c)$ is the joint error minimizer, under assumption I, and assume that \mathcal{C} is expressive enough so that both the target error minimizer and the joint error minimizer can achieve zero errors, then for any $\delta \in (0, 1)$, with probability at least $1 - \delta$,

$$R_{\mathcal{D}}(\hat{c}') \leq \eta + 4\sqrt{\frac{1}{\beta} + \frac{1}{1 - \beta}} \sqrt{\frac{2d \ln \frac{2em}{d} + 2 \ln \frac{8}{\delta}}{m}}$$

Remark: The take-away is that the target error of the empirical joint error minimizer is related to η .

The proof of Theorem 3.1 can be found in Appx. A.6. The corresponding informativeness of transductive signals can be then computed as $\hat{S}(\pi_0, \tilde{\pi}_0) = \sqrt{1 - \frac{\eta \ln(|\mathcal{L}| - 1) - \eta_n \ln \eta_n - (1 - \eta_n) \ln(1 - \eta_n)}{\ln |\mathcal{L}|}}$.

Theorem 3.1 indicates that PABI is a reasonable measure to quantify the benefits from transductive signals. Although the computation cost of PABI for transductive signals is higher than that for inductive signals, it is still much cheaper than building combined models with joint training.

3.3 Examples with Mixed Incidental Signals

The mix of partial and noisy labels. The corresponding informativeness for the mix of partial and noisy labels is $\hat{S}(\pi_0, \tilde{\pi}_0) = \sqrt{(1 - \eta_p) * (1 - \frac{\eta_n \ln(|\mathcal{L}| - 1) - \eta_n \ln \eta_n - (1 - \eta_n) \ln(1 - \eta_n)}{\ln |\mathcal{L}|})}$, where $\eta_p \in (0, 1)$ denotes the ratio of unlabeled tokens, and $\eta_n \in (0, 1)$ denotes the noise ratio.

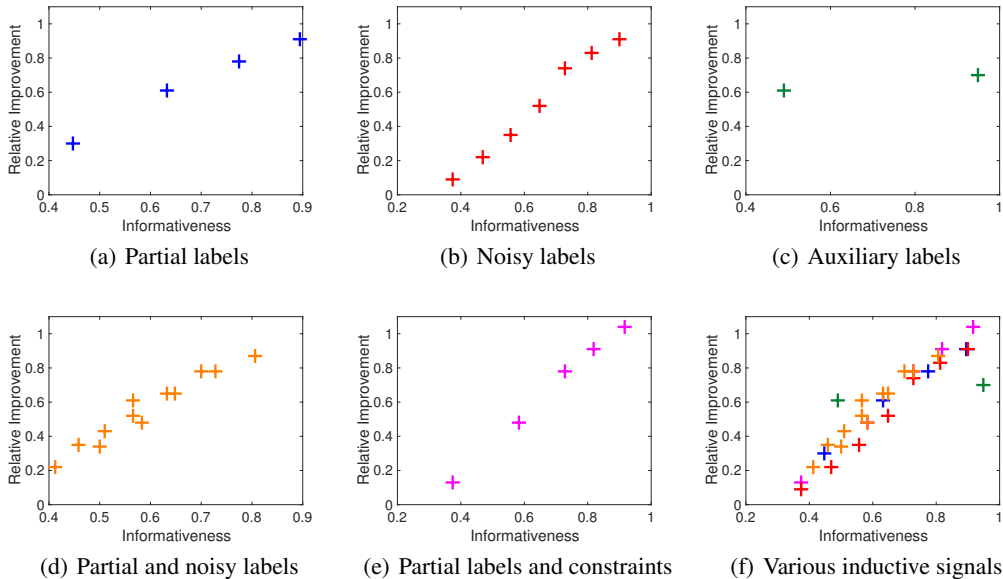


Figure 2: **Correlations between the informativeness and the relative performance improvement for NER with various inductive signals:** partial labels, noisy labels, auxiliary labels, mix of partial and noisy labels, and mix of partial labels and constraints. For NER with various inductive signals (f) (with all points from (a)-(e)), Pearson’s correlation and Spearsman’s rank correlation are 0.92 and 0.93. Note that the relative improvement for named entity detection (with informativeness 0.90 but relative improvement 0.70) in auxiliary labels (c) is smaller than expected mainly due to the imbalanced label distribution (88% O among all BIO labels). More discussions about the imbalanced distribution can be found in Appx. A.8.

The mix of partial labels and constraints. For the BIO constraint with partial labels, we can use dynamic programming to estimate the average size of concept class by sampling as Ning et al. (2019).

4 Experiments

In this section, we verify the effectiveness of PABI on inductive signals (Sec. 4.1) and transductive signals (sec. 4.2) on NER and QA. More details about experimental settings are in Appx. A.7.

4.1 Learning with Various Inductive Signals

In this subsection, we analyze the informativeness of inductive signals for NER. We use Ontonotes NER (18 types of named entities) (Hovy et al., 2006) as the main task. We randomly sample 10% sentences (30716 words) of the development set as the small gold signals, 90% sentences (273985 words) of the development set as the large incidental signals. We use a two-layer NNs with 5-gram features as our basic model. The lower bound for our experiments is the result of the model with small gold Ontonotes NER annotations and bootstrapped on the unlabeled texts of the large gold Ontonotes NER, which is 38 F1, and the upper bound is the result of the model with both small gold Ontonotes NER annotations and the large gold Ontonotes NER annotations, which is 61 F1.

To utilize inductive signals, we propose a new bootstrapping based algorithm CWBPP (Algorithm 1), where inductive signals are used to improve the inference stage by approximating a better prior. The algorithm is an extension of CoDL (Chang et al., 2007) with various inductive signals.

NER with individual inductive signals. We first experiment on individual inductive signals, including partial labels, noisy labels, auxiliary labels. For partial labels, we experiment on NER with four different partial rates: 0.2, 0.4, 0.6, and 0.8. For noisy labels, we experiment on NER with seven different noisy rates: 0.1 – 0.7. For auxiliary labels, we experiment on two auxiliary tasks:

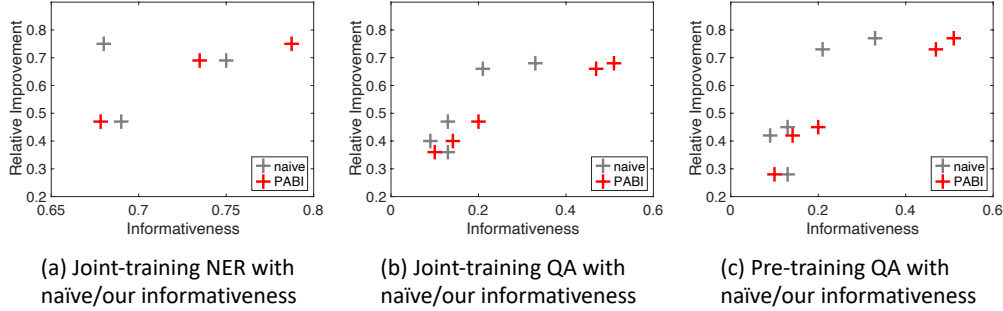


Figure 3: **Correlation between informativeness measures (naive informativeness η_2 or the PABI based on η in Eq. (1)) and relative performance improvement** (via joint training or pre-training) for cross-domain NER and cross-domain QA. Red (resp., gray) points indicate the results with the PABI (resp., naive) informativeness measure. The Pearson’s correlation of PABI (resp., naive) informativeness measure in the three cases are: 0.96 (0.19), 1.00 (0.88), 0.99 (0.85), indicating the quality of the PABI measure. Similarly, the corresponding Spearman’s rank correlation are: 1.00 (−0.50), 1.00 (0.82), 1.00 (0.82).

named entity detection and coarse NER (CoNLL annotations with 4 types of named entities (Sang & De Meulder, 2003)). As shown in Fig. 2(a)-2(c), we can see that there is a strong correlation between the relative improvement and PABI for three types of inductive signals separately.

NER with mixed inductive signals. A more complex case is the comparison between the mixed inductive signals. We consider two types of mixed inductive signals: incidental signals with both partial and noisy labels, and incidental signals with both partial labels and constraints. For the first type of mixed signals, we experiment on the combination between three unknown partial rates (0.2, 0.4, and 0.6) and four noisy rates (0.1, 0.2, 0.3, and 0.4). As for the second type of mixed signals, we experiment on the combination between the BIO constraint and five unknown partial rates (0.2, 0.4, 0.6, 0.8, and 1.0). As shown in Fig. 2(d)-2(e), there is a strong correlation between the relative improvement and PABI for mixed inductive signals whose benefits cannot be quantified by existing frameworks.

NER with various inductive signals. After we put the three types of individual inductive signals and the two types of mixed inductive signals together, we still see a correlation between PABI and the relative performance improvement in experiments in Fig. 2(f). This strong positive correlation indicates that it is feasible to foreshadow the potential contribution of various incidental supervision signals with the help of PABI, which cannot be addressed by existing frameworks.

4.2 Learning with Cross-Domain Signals

NER with cross-domain signals We consider four NER datasets, Ontonotes, CoNLL, twitter(Strauss et al., 2016), and GMB (Bos et al., 2017). We aim to detect the person names here because the only shared type of the four datasets is the person. In our experiments, the twitter NER serves as the main dataset and other three datasets are cross-domain datasets. Because we only focus on the person names, a lot of sentences in the original dataset will not include any entities. We random sample sentences to keep that 50% sentences without entities and 50% sentences with at least one entity. There are 85 sentences in the small gold training set, 756 sentences (9 times of the gold signals) in the large incidental training set, and 851 sentences in the test set.

We use BERT (Devlin et al., 2019) as our basic model and use the joint training strategy to make use of incidental signals. The lower bound for our experiments is the result with only small gold twitter annotations, which is 61.51 F1, and the upper bound is the result with both small gold twitter annotations and large gold twitter annotations, which is 78.31. η_1 and η_2 is computed by using sentence-level accuracy.

The relation between the relative improvement and naive/our informativeness measure is shown in Fig. 3(a). We can see that there is a strong positive correlation between the relative improvement and PABI for cross-domain NER. The adjustment from η_1 (the noise of the imperfect system) is crucial (Eq. (1)), especially for the GMB dataset, indicating that directly using η_2 is not a good choice.

QA with cross-domain signals. We consider SQuAD (Rajpurkar et al., 2016), QAMR (Michael et al., 2017), Large QA-SRL (FitzGerald et al., 2018), QA-RE (Levy et al., 2017), NewsQA (Trischler et al., 2017), TriviaQA (Joshi et al., 2017). In our experiments, the SQuAD dataset serves as the main dataset and other datasets are cross-domain datasets. We randomly sample 700 QA pairs as the small gold signals, about 6.2K QA pairs as the large incidental signals (9 times of the small gold signals), and 21K QA pairs as the test data. For consistency, we only keep one answer for each question in all datasets.

We use BERT as our basic model and consider two strategies to make use of incidental signals: joint training and pre-training. The lower bound for our experiments is the result with only small gold SQuAD annotations, which is 26.45 exact match. The upper bound for the joint training is the result with both small gold SQuAD annotations and large SQuAD annotations, which is 50.72 exact match. Similarly, the upper bound for the pre-training is 49.24 exact match.

The relation between the relative improvement (pre-training or joint training) and the informativeness (the PABI based on η in Eq. (1) or naive baseline η_2) are shown in Fig. 3(b)-(c). We can see that there is a strong correlation between the relative improvement and PABI, and PABI works better than the naive baseline. Another thing worthwhile to notice is that the most informative QA dataset is not always the same for different main QA datasets. For example, for NewsQA, the most informative QA dataset is SQuAD, while the most informative QA dataset for SQuAD is QAMR.

5 Conclusion and Discussion

Supported by PAC-Bayesian theory, this paper proposes a unified framework, PABI, to characterize incidental supervision signals by how much uncertainty they can reduce in one’s hypothesis space. We demonstrate the effectiveness of PABI in foreshadowing the benefits of various signals (e.g., partial labels, noisy labels, auxiliary labels, constraints, cross-domain signals and combinations of them) for solving NER and QA. As the recent success of natural language modeling has given rise to many explorations in knowledge transfer across tasks and corpora (Bjerva, 2017; Phang et al., 2018; Zhu et al., 2019; Liu et al., 2019; He et al., 2020; Khashabi et al., 2020), PABI is a concrete step towards explaining some of these observations.

PABI can also provide guidance in designing learning protocols. For instance, in a B/I/O sequence chunking task,⁴ missing labels make it a partial annotation problem, while treating missing labels as O introduces noise. Since the informativeness of partial signals is larger than that of noisy signals with the same partial/noisy rate (see details in Sec. 3.1), PABI suggests us *not* to treat missing labels as O, and this is exactly what Mayhew et al. (2019) prove to us via their experiments.

There are another two key factors one should bear in mind when using PABI.

Base model performance. In the generalization bound in both PAC and PAC-Bayesian, we can see that the relative improvement in the generalization bound from reducing \mathcal{C} is small if m is large. In practice, the relative improvement is the real improvement with some noise. Therefore, we can see that the real improvement is dominant if m is small and the noise is dominant if m is large. Therefore, PABI may not work well when m is large and when the performance on the target task is already good enough.

The impact of the size of incidental signals on PABI. Our previous analysis is based on a strong assumption that incidental signals are large enough (ideally $\tilde{m} \rightarrow \infty$). A more realistic PABI is based on $\tilde{\mathcal{C}}$ with \tilde{m} examples as $S(\mathcal{C}, \tilde{\mathcal{C}}) = \sqrt{1 - \frac{\ln |\tilde{\mathcal{C}}|}{\ln |\mathcal{C}|}} = \sqrt{1 - \frac{\ln |\tilde{\mathcal{C}}|}{\ln |\mathcal{C}_{\tilde{m}}|} \times \frac{\ln |\mathcal{C}_{\tilde{m}}|}{\ln |\mathcal{C}|}}$, where $\mathcal{C}_{\tilde{m}}$ denotes the restricted concept class of \mathcal{C} on the \tilde{m} examples, and so does $\tilde{\mathcal{C}}_{\tilde{m}}$. (1) When \tilde{m} is large enough, $S(\mathcal{C}, \tilde{\mathcal{C}}) = \sqrt{1 - \frac{\ln |\tilde{\mathcal{C}}|}{\ln |\mathcal{C}|}}$. (2) When the sizes of different incidental signals are all \tilde{m} , the relative improvement is independent of \tilde{m} ($\frac{\ln |\tilde{\mathcal{C}}_{\tilde{m}}|}{\ln |\mathcal{C}_{\tilde{m}}|} = \frac{\ln |\tilde{\mathcal{C}}|}{\ln |\mathcal{C}|}$), and $S(\mathcal{C}, \tilde{\mathcal{C}}) = \sqrt{1 - \frac{\ln |\tilde{\mathcal{C}}|}{\ln |\mathcal{C}|} \times \frac{\ln |\mathcal{C}_{\tilde{m}}|}{\ln |\mathcal{C}|}}$. Our experiments are based on this case and does not really rely on the assumption that incidental signals are large enough. (3) The incidental signals we are comparing are not large enough and have different sizes, we need to use $S(\mathcal{C}, \tilde{\mathcal{C}}) = \sqrt{1 - \tilde{m} * \frac{\ln |\tilde{\mathcal{C}}|}{\ln |\mathcal{C}|}}$ to incorporate that difference.

⁴B/I/O indicates if a token is the begin/inside/outside of a text span.

Broader Impact

In this paper, we propose a unified informativeness measure, PABI, to foreshadow the benefits of incidental supervision. On the one hand, PABI can be used to alleviate annotation cost (task-specific supervised signals) and computation cost (trail-and-error fashion) for the machine learning community. On the other hand, PABI is hard to compute for some complex incidental supervision signals, limiting its usage in some complicated real-world applications.

References

- Yaser S Abu-Mostafa. Hints and the VC dimension. *Neural Computation*, 5(2):278–288, 1993.
- Isabelle Augenstein, Leon Derczynski, and Kalina Bontcheva. Generalisation in named entity recognition: A quantitative analysis. *Computer Speech & Language*, 44:61–83, 2017.
- Maria-Florina Balcan and Avrim Blum. A discriminative model for semi-supervised learning. *Journal of the ACM (JACM)*, 57(3):1–46, 2010.
- Peter L Bartlett, Michael I Jordan, and Jon D McAuliffe. Convexity, classification, and risk bounds. *Journal of the American Statistical Association*, 101(473):138–156, 2006.
- Jonathan Baxter. Theoretical models of learning to learn. In *Learning to learn*, pp. 71–94. Springer, 1998.
- Shai Ben-David, John Blitzer, Koby Crammer, Alex Kulesza, Fernando Pereira, and Jennifer Wortman Vaughan. A theory of learning from different domains. *Machine learning*, 79(1-2):151–175, 2010.
- Johannes Bjerva. Will my auxiliary tagging task help? estimating auxiliary tasks effectivity in multi-task learning. In *Proceedings of the 21st Nordic Conference on Computational Linguistics*, pp. 216–220, 2017.
- Johan Bos, Valerio Basile, Kilian Evang, Noortje J Venhuizen, and Johannes Bjerva. The groningen meaning bank. In *Handbook of linguistic annotation*, pp. 463–496. Springer, 2017.
- Olivier Catoni. Pac-bayesian supervised classification: the thermodynamics of statistical learning. *arXiv preprint arXiv:0712.0248*, 2007.
- Ming-Wei Chang, Lev Ratinov, and Dan Roth. Guiding Semi-Supervision with Constraint-Driven Learning. In *Proc. of the Annual Meeting of the Association for Computational Linguistics (ACL)*, pp. 280–287, Prague, Czech Republic, 6 2007. Association for Computational Linguistics.
- Yu-An Chung, Wei-Hung Weng, Schrasing Tong, and James Glass. Unsupervised cross-modal alignment of speech and text embedding spaces. In *Advances in Neural Information Processing Systems*, pp. 7354–7364, 2018.
- Carlo Ciliberto, Lorenzo Rosasco, and Alessandro Rudi. A consistent regularization approach for structured prediction. In *Advances in neural information processing systems*, pp. 4412–4420, 2016.
- Carlo Ciliberto, Francis Bach, and Alessandro Rudi. Localized structured prediction. In *Advances in Neural Information Processing Systems*, pp. 7299–7309, 2019.
- Jacob Devlin, Ming-Wei Chang, Kenton Lee, and Kristina Toutanova. BERT: Pre-training of deep bidirectional transformers for language understanding. In *Proceedings of the 2019 Conference of the North American Chapter of the Association for Computational Linguistics: Human Language Technologies, Volume 1 (Long and Short Papers)*, pp. 4171–4186, 2019.
- Nicholas FitzGerald, Julian Michael, Luheng He, and Luke Zettlemoyer. Large-scale QA-SRL parsing. In *ACL*, pp. 2051–2060, 2018.
- Benjamin Guedj. A primer on pac-bayesian learning. *arXiv preprint arXiv:1901.05353*, 2019.
- Suchin Gururangan, Ana Marasović, Swabha Swayamdipta, Kyle Lo, Iz Beltagy, Doug Downey, and Noah A Smith. Don’t stop pretraining: Adapt language models to domains and tasks. *arXiv preprint arXiv:2004.10964*, 2020.

- Hangfeng He, Qiang Ning, and Dan Roth. QuASE: Question-Answer Driven Sentence Encoding. In *Proc. of the Annual Meeting of the Association for Computational Linguistics (ACL)*, 2020.
- Eduard Hovy, Mitch Marcus, Martha Palmer, Lance Ramshaw, and Ralph Weischedel. Ontonotes: the 90% solution. In *Proceedings of the human language technology conference of the NAACL, Companion Volume: Short Papers*, pp. 57–60, 2006.
- Mandar Joshi, Eunsol Choi, Daniel Weld, and Luke Zettlemoyer. TriviaQA: A large scale distantly supervised challenge dataset for reading comprehension. In *Proceedings of the 55th Annual Meeting of the Association for Computational Linguistics (Volume 1: Long Papers)*, pp. 1601–1611. Association for Computational Linguistics, July 2017.
- Daniel Khashabi, Tushar Khot, Ashish Sabharwal, Oyvind Tafjord, Peter Clark, and Hannaneh Hajishirzi. UnifiedQA: Crossing format boundaries with a single qa system. *arXiv preprint arXiv:2005.00700*, 2020.
- Diederik P Kingma and Jimmy Ba. Adam: A method for stochastic optimization. *arXiv preprint arXiv:1412.6980*, 2014.
- Alexander Kolesnikov, Xiaohua Zhai, and Lucas Beyer. Revisiting self-supervised visual representation learning. In *Proceedings of the IEEE conference on Computer Vision and Pattern Recognition*, pp. 1920–1929, 2019.
- Omer Levy, Minjoon Seo, Eunsol Choi, and Luke Zettlemoyer. Zero-shot relation extraction via reading comprehension. In *CoNLL*, pp. 333–342, 2017.
- Nelson F Liu, Matt Gardner, Yonatan Belinkov, Matthew E Peters, and Noah A Smith. Linguistic knowledge and transferability of contextual representations. In *Proceedings of NAACL-HLT*, pp. 1073–1094, 2019.
- Ben London, Bert Huang, and Lise Getoor. Stability and generalization in structured prediction. *The Journal of Machine Learning Research*, 17(1):7808–7859, 2016.
- Andreas Maurer. A note on the PAC-Bayesian theorem. *arXiv preprint cs/0411099*, 2004.
- Stephen Mayhew, Snigdha Chaturvedi, Chen-Tse Tsai, and Dan Roth. Named Entity Recognition with Partially Annotated Training Data. In *Proc. of the Conference on Computational Natural Language Learning (CoNLL)*, 2019.
- David McAllester. Simplified pac-bayesian margin bounds. In *Learning theory and Kernel machines*, pp. 203–215. Springer, 2003a.
- David A McAllester. Pac-bayesian model averaging. In *Proceedings of the twelfth annual conference on Computational learning theory*, pp. 164–170, 1999a.
- David A McAllester. Some PAC-Bayesian theorems. *Machine Learning*, 37(3):355–363, 1999b.
- David A McAllester. Pac-bayesian stochastic model selection. *Machine Learning*, 51(1):5–21, 2003b.
- Julian Michael, Gabriel Stanovsky, Luheng He, Ido Dagan, and Luke Zettlemoyer. Crowdsourcing question-answer meaning representations. *NAACL*, 2017.
- Mehryar Mohri, Afshin Rostamizadeh, and Ameet Talwalkar. *Foundations of machine learning*. MIT press, 2018.
- Nagarajan Natarajan, Inderjit S Dhillon, Pradeep K Ravikumar, and Ambuj Tewari. Learning with noisy labels. In *Advances in neural information processing systems*, pp. 1196–1204, 2013.
- Qiang Ning, Hangfeng He, Chuchu Fan, and Dan Roth. Partial or Complete, That’s The Question. In *Proc. of the Annual Conference of the North American Chapter of the Association for Computational Linguistics (NAACL)*, 2019.
- Sinno Jialin Pan and Qiang Yang. A survey on transfer learning. *IEEE Transactions on knowledge and data engineering*, 22(10):1345–1359, 2009.

- Jeffrey Pennington, Richard Socher, and Christopher D Manning. Glove: Global vectors for word representation. In *Proceedings of the 2014 conference on empirical methods in natural language processing (EMNLP)*, pp. 1532–1543, 2014.
- Jason Phang, Thibault Févry, and Samuel R Bowman. Sentence encoders on STILTs: Supplementary training on intermediate labeled-data tasks. *arXiv preprint arXiv:1811.01088*, 2018.
- Pranav Rajpurkar, Jian Zhang, Konstantin Lopyrev, and Percy Liang. Squad: 100,000+ questions for machine comprehension of text. In *Proceedings of the 2016 Conference on Empirical Methods in Natural Language Processing*, pp. 2383–2392, 2016.
- Lance A Ramshaw and Mitchell P Marcus. Text chunking using transformation-based learning. In *Natural language processing using very large corpora*, pp. 157–176. Springer, 1999.
- Dan Roth. Incidental Supervision: Moving beyond Supervised Learning. In *Proc. of the Conference on Artificial Intelligence (AAAI)*, 2 2017.
- Dan Roth and Dmitry Zelenko. Towards a theory of Coherent Concepts. In *Proc. of the Conference on Artificial Intelligence (AAAI)*, pp. 639–644, 2000.
- Erik Tjong Kim Sang and Fien De Meulder. Introduction to the conll-2003 shared task: Language-independent named entity recognition. In *Proceedings of the Seventh Conference on Natural Language Learning at HLT-NAACL 2003*, pp. 142–147, 2003.
- Matthias Seeger. PAC-Bayesian generalisation error bounds for gaussian process classification. *Journal of machine learning research*, 3(Oct):233–269, 2002.
- Benjamin Strauss, Bethany Toma, Alan Ritter, Marie-Catherine De Marneffe, and Wei Xu. Results of the wnut16 named entity recognition shared task. In *Proceedings of the 2nd Workshop on Noisy User-generated Text (WNUT)*, pp. 138–144, 2016.
- Sebastian Thrun and Joseph O’Sullivan. Clustering learning tasks and the selective cross-task transfer of knowledge. In *Learning to learn*, pp. 235–257. Springer, 1998.
- Adam Trischler, Tong Wang, Xingdi Yuan, Justin Harris, Alessandro Sordoni, Philip Bachman, and Kaheer Suleman. NewsQA: A machine comprehension dataset. In *Proceedings of the 2nd Workshop on Representation Learning for NLP*, pp. 191–200. Association for Computational Linguistics, August 2017.
- Leslie G Valiant. A theory of the learnable. *Communications of the ACM*, 27(11):1134–1142, 1984.
- Brendan Van Rooyen and Robert C Williamson. A theory of learning with corrupted labels. *The Journal of Machine Learning Research*, 18(1):8501–8550, 2017.
- Vladimir N Vapnik and A Ya Chervonenkis. On the uniform convergence of relative frequencies of events to their probabilities. In *Measures of complexity*, pp. 11–30. Springer, 2015.
- Thomas Wolf, Lysandre Debut, Victor Sanh, Julien Chaumond, Clement Delangue, Anthony Moi, Pierric Cistac, Tim Rault, R’emi Louf, Morgan Funtowicz, and Jamie Brew. Huggingface’s transformers: State-of-the-art natural language processing. *ArXiv*, abs/1910.03771, 2019.
- Tong Zhang et al. From ϵ -entropy to KL-entropy: Analysis of minimum information complexity density estimation. *The Annals of Statistics*, 34(5):2180–2210, 2006.
- Xiaofeng Zhu, Feng Liu, Goce Trajcevski, and Dingding Wang. Frosting weights for better continual training. In *2019 18th IEEE International Conference On Machine Learning And Applications (ICMLA)*, pp. 506–510. IEEE, 2019.

A Appendix

A.1 Informativeness Measures in Parametric Concept Class

In practice, algorithms are often based on parametric concept class. The two informativeness measures in the PAC-Bayesian framework, $S(\pi_0, \tilde{\pi}_0)$ and $\hat{S}(\pi_0, \tilde{\pi}_0)$, can be easily adapted to handle the cases in parametric concept class. Given parametric space \mathcal{C}_w , we can easily change the probability distribution $\pi(\mathcal{C}_w)$ over the parametric concept class to the probability distribution $\pi(\mathcal{C})$ over the finite concept class $\mathcal{C} = \{c : \mathcal{V}^n \rightarrow \mathcal{L}^n\}$ by clustering concepts in the parametric space according to their outputs on all inputs. The concepts in each cluster have the same outputs on all inputs as outputs of one concept in the finite concept class \mathcal{C} . We then merge the probabilities of concepts in the same cluster to get the probability distribution $\pi(\mathcal{C})$ over the finite concept class \mathcal{C} . This merging approach can be applied to any concept class which is not equal to the finite concept class \mathcal{C} , including non-parametric and semi-parametric concept class. In practice, we can use sampling algorithms, such as Markov chain Monte Carlo (MCMC) methods, to simulate this clustering strategy.

A.2 Limitations of Informativeness Measures

Different informativeness measures are based on different assumptions, so we analyze their limitations in detail to understand their limitations in applications.

For the informativeness measure $S(\mathcal{C}, \tilde{\mathcal{C}})$, it cannot handle probabilistic signals or infinite concept classes. There are various probabilistic incidental signals, such as soft constraints and probabilistic co-occurrences between an auxiliary task and the main task. An example of probabilistic co-occurrences between part-of-speech (PoS) tagging and NER is that the adjectives have a 95% probability to have the label O in NER. As for the infinite concept class, most classifiers are based on infinite parametric spaces. Thus, $S(\mathcal{C}, \tilde{\mathcal{C}})$ cannot be applied to these classifiers.

The informativeness measure $S(\pi_0, \tilde{\pi}_0)$ is hard to be computed for some complex cases. In practice, we can use the estimated posterior distribution over the gold data, which is asymptotically unbiased, to estimate it. Another approximation is to use the informativeness measure $\hat{S} = \sqrt{1 - \frac{H(\tilde{\pi}_0)}{H(\pi_0)}}$. However, it is not directly linked to the generalization bound, so more work is needed to guarantee its reliability for some complex probabilistic cases. We postpone to provide the theoretical guarantees for $\hat{S} = \sqrt{1 - \frac{H(\tilde{\pi}_0)}{H(\pi_0)}}$ on more complex cases as our future work.

A.3 Lower bound in PAC

In the following theorem, we show that the VC dimension (size of concept class) also plays an important role in the lower bound for the generalization error, indicating that PABI based on the reduction of the concept class is a reasonable measure.

Theorem A.1. *Let \mathcal{C} be a concept class with VC dimension $d > 1$. Then, for any $m \geq 1$ and any learning algorithm \mathcal{A} , there exists a distribution \mathcal{D} over \mathcal{X} and a target concept $c \in \mathcal{C}$ such that*

$$P_{S \sim \mathcal{D}^m} [R_{\mathcal{D}}(c_S) > \frac{d-1}{32m}] \geq 1/100$$

where c_S is a consistent concept with S returned by \mathcal{A} . This is the Theorem 3.20 in Chapter 3.4 of Mohri et al. (2018).

A.4 More Examples with Incidental Signals

In this subsection, we show more examples with incidental signals, including within-sentence constraints, cross-sentence constraints, auxiliary labels, cross-lingual signals, cross-modal signals, and the mix of cross-domain signals and constraints.

Within-Sentence Constraints. As for within-sentence constraints, we show three types of common constraints in NLP, which are BIO constraints, assignment constraints, and ranking constraints.

- BIO constraints are widely used in sequence tagging tasks, such as NER. For BIO constraints, I-X must follow B-X or I-X, where “X” is finer types such as PER (person) and

k-gram	1	2	3	4	5	6	7	8	9	10
word-pos	8.68	49.45	84.08	96.22	98.96	99.54	99.69	99.73	99.75	99.76
word-ner	27.65	76.23	92.98	98.04	99.37	99.74	99.84	99.88	99.89	99.90
pos-ner	0.20	6.65	13.78	25.36	41.50	60.14	77.04	88.61	95.01	97.92
ner-pos	0.00	0.01	0.03	0.07	0.17	0.39	0.80	1.47	2.45	3.71

Table 1: K-gram co-occurrence analysis for PoS and NER in the whole Ontonotes dataset. For example, word-pos represents the percentage of k-gram words that have the unique k-gram PoS labels.

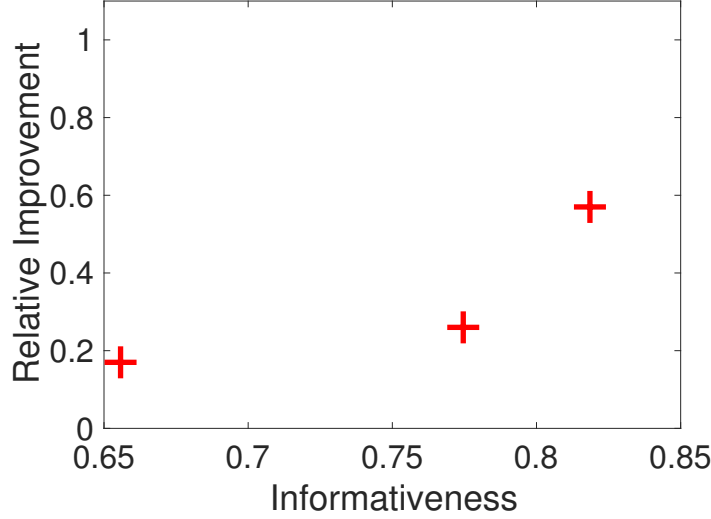


Figure 4: The correlations between the informativeness and the relative performance improvement for NER with cross-sentence constraints.

LOC (location). We consider a simple case here: there are only B, I, O three labels. We have $\ln |\tilde{\mathcal{C}}| = |\mathcal{V}|^n (\ln |\mathcal{L}|^n + \ln [\sum_{m=0}^{\lfloor (n+1)/2 \rfloor} \binom{n}{n-m+1} (\frac{-1}{|\mathcal{L}|^2})^m])$ for the BIO constraint. Therefore, $\hat{S}(\pi_0, \tilde{\pi}_0) = S(\pi_0, \tilde{\pi}_0) = S(\mathcal{C}, \tilde{\mathcal{C}}) = \sqrt{1 - \frac{\ln |\mathcal{L}|^n + \ln [\sum_{m=0}^{\lfloor (n+1)/2 \rfloor} \binom{n}{n-m+1} (\frac{-1}{|\mathcal{L}|^2})^m]}{\ln |\mathcal{L}|^n}}$. This value can be approximated by the dynamic programming as Ning et al. (2019).

- Assignment constraints can be used in various types of semantic parsing tasks, such as semantic role labeling (SRL). Assume we need to assign d agents with d' tasks such that the agent nodes and the task nodes form a bipartite graph (without loss of generality, assume $d \leq d'$). Each agent is represented by a feature vector in \mathcal{V}_f . We have $\hat{S}(\pi_0, \tilde{\pi}_0) = S(\pi_0, \tilde{\pi}_0) = S(\mathcal{C}, \tilde{\mathcal{C}}) = \sqrt{1 - \frac{\ln |\tilde{\mathcal{C}}|}{\ln |\mathcal{C}|}} = \sqrt{1 - \frac{\ln \binom{d}{d'}}{d \ln d'}}$. This informativeness doesn't rely on the choice of \mathcal{V}_f where that \mathcal{V}_f denotes discrete feature space for arguments.
- Ranking constraints can be used in ranking problems, such as temporal relation extraction. For a ranking problem with t items, there are $d = t(t-1)/2$ pairwise comparisons in total. Its structure is a chain following the transitivity constraints, i.e., if $A < B$ and $B < C$, then $A < C$. In this way, we have $\hat{S}(\pi_0, \tilde{\pi}_0) = S(\pi_0, \tilde{\pi}_0) = S(\mathcal{C}, \tilde{\mathcal{C}}) = \sqrt{1 - \frac{\ln |\tilde{\mathcal{C}}|}{\ln |\mathcal{C}|}} = \sqrt{1 - \frac{\ln t!}{\ln 2^d}} \approx \sqrt{1 - \frac{2 \ln t - 2}{(t-1) \ln 2}}$. This informativeness doesn't rely on the choice of \mathcal{V}_f where \mathcal{V}_f denotes discrete feature space for events.

Cross-sentence Constraints. For cross-sentence constraints, we consider a common example, global statistics based on 2-tuple of tokens, i.e. pairs of tokens in different sentences must have the same labels. We can group words into K groups with probability p . In this way, we have $\hat{S}(\pi_0, \tilde{\pi}_0) =$

$\sqrt{1 - \frac{-p \ln p - (1-p) \ln(1-p) + p \ln |\mathcal{L}|^K + (1-p) \ln(|\mathcal{L}|^n |\mathcal{V}|^n - |\mathcal{L}|^K)}{\ln |\mathcal{C}|}} \approx \sqrt{p}$. The approximation holds as long as $|\mathcal{L}|$, \mathcal{V} , and n are not all too small. For example, as shown in Table 1, the percentage of 5-gram words with unique NER labels is 99.37, so ideally the corresponding PABI will be $\sqrt{0.9937} = 0.9968$. It is worthwhile to note that the k-gram words with unique labels can also be caused by the low frequency of the appearance of the k-grams. In our experiments, we only consider the k-grams with unique labels that appear at least twice in the data. We experiment on NER with three types of cross-sentence constraints: uni-gram words with unique NER labels, bi-gram words with unique NER labels, and 5-gram Part-of-Speech (PoS) tags with unique NER labels⁵. The results are shown in Fig. 4.

Auxiliary labels. For auxiliary labels, we show two examples as follows:

- For a multi-class sequence tagging task, we use the corresponding detection task as auxiliary signals. Given a multi-class sequence tagging task with C labels in the BIO format (Ramshaw & Marcus, 1999), we will have 3 labels for the detection and $2C + 1$ labels for the classification. Thus, $\hat{S}(\pi_0, \tilde{\pi}_0) = S(\pi_0, \tilde{\pi}_0) = S(\mathcal{C}, \tilde{\mathcal{C}}) = \sqrt{1 - \frac{(1-p_o) \ln C}{\ln(2C+1)}}$, where p_o is the percentage of the label O among all labels.
- Coarse-grained NER for Fine-grained NER. We have four types, PER, ORG, LOC and MISC for CoNLL NER and 18 types for Ontonotes NER. The mapping between CoNLL NER and Ontonotes NER is as follows: PER (PERSON), ORG (ORG), LOC (LOC, FAC, GPE), MISC (NORP, PRODUCT, EVENT, LANGUAGE), O (WORK_OF_ART, LAW, DATE, TIME, PERCENT, MONEY, QUANTITY, ORDINAL, CARDINAL, O) (Augenstein et al., 2017). In the BIO setting, we have $\hat{S}(\pi_0, \tilde{\pi}_0) = S(\pi_0, \tilde{\pi}_0) = S(\mathcal{C}, \tilde{\mathcal{C}}) = \sqrt{1 - \frac{p_l \ln 3 + p_m \ln 4 + p_o \ln 19}{\ln 37}}$, where p_l , p_m , p_o are the percentage of LOC (including B-LOC and I-LOC), MISC (including B-MISC and I-MISC), and O among all possible labels.

Cross-lingual signals. For cross-lingual signals, we can use multilingual BERT to get \hat{c} in the extended input space $(\mathcal{V} \cup \mathcal{V}')^n$. After that, η_1 and η_2 can be computed accordingly.

Cross-modal signals. For cross-modal signals, we only consider the case where labels of gold and incidental signals are same and inputs of gold and incidental are aligned. A common situation is that a video has visual, acoustic, and textual information. In this case, the images and speech related to the texts can be used as cross-modal information. We can use cross-modal mapping between speech/images and texts (e.g. Chung et al. (2018)) to estimate the η_1 and η_2 for cross-modal signals.

The mix of cross-domain signals and constraints. Let \tilde{c} denote the perfect system on cross-domain signals and satisfying constraints on inputs of gold signals, and \hat{c} denote the model trained on cross-domain signals and satisfying constraints on inputs of gold signals. In this way, we can estimate η_1 and η_2 by forcing constraints in their inference stage.

A.5 Derivation of Equation (1)

For simplicity, we use Y to denote $c(\mathbf{x})$, \tilde{Y} to denote $\tilde{c}(\mathbf{x})$, and \hat{Y} to denote $\hat{c}(\mathbf{x})$. We then rewrite the definitions of η , η'_1 and η_2 as $\eta = \mathbb{E}_{\mathbf{x} \sim P_D(\mathbf{x})} \mathbf{1}(c(\mathbf{x}) \neq \tilde{c}(\mathbf{x})) = P(Y \neq \tilde{Y})$, $\eta'_1 = \mathbb{E}_{\mathbf{x} \sim P_D(\mathbf{x})} \mathbf{1}(\hat{c}(\mathbf{x}) \neq \tilde{c}(\mathbf{x})) = P(\hat{Y} \neq \tilde{Y})$ and $\eta_2 = \mathbb{E}_{\mathbf{x} \sim P_D(\mathbf{x})} \mathbf{1}(\hat{c}(\mathbf{x}) \neq c(\mathbf{x})) = P(\hat{Y} \neq Y)$. Note that \mathcal{L} is the label set for the task. Considering all three systems in the target domain, we have

$$\begin{aligned}
1 - \eta_2 &= P(\hat{Y} = Y) \\
&= P(\hat{Y} = Y, \tilde{Y} = Y) + P(\hat{Y} = Y, \tilde{Y} \neq Y) \\
&= P(\tilde{Y} = Y)P(\hat{Y} = Y | \tilde{Y} = Y) + P(\tilde{Y} \neq Y)P(\hat{Y} = Y | \tilde{Y} \neq Y) \\
&= P(\tilde{Y} = Y)P(\hat{Y} = \tilde{Y}) + P(\tilde{Y} \neq Y) \frac{P(\hat{Y} \neq \tilde{Y})}{|\mathcal{L}| - 1} \\
&= (1 - \eta)(1 - \eta'_1) + \frac{\eta \eta'_1}{|\mathcal{L}| - 1}
\end{aligned}$$

⁵Here we use PoS tags as a special type of cross-sentence constraints by specifying the labels of tokens whose PoS tags have unique NER labels.

Therefore, we have $\eta = \frac{(|\mathcal{L}|-1)(\eta'_1 - \eta_2)}{1 - |\mathcal{L}|(1 - \eta'_1)}$.

A.6 Proof of Theorem 3.1

A concept is a function $c: \mathcal{X} \rightarrow \{0, 1\}$. The probability according to the distribution \mathcal{D} that a concept c disagrees with a labeling function f (which can also be a concept) is defined as

$$R_{\mathcal{D}}(c, f) = \mathbb{E}_{\mathbf{x} \in \mathcal{D}}[|c(\mathbf{x}) - f(\mathbf{x})|] \quad (2)$$

Note that here $\ell(y, c(x)) = |y - c(x)|$ is the loss function and $R_{\mathcal{D}}(c) = \mathbb{E}_{\mathbf{x} \sim \mathcal{D}}[\ell(y, c(\mathbf{x}))]$ where y is the gold label for \mathbf{x} . We denote $R_{\alpha}(c)$ ($\alpha \in [0, 1]$) the corresponding weighted combination of true source and target errors, measured with respect to $\tilde{\mathcal{D}}$ and \mathcal{D} as follows:

$$R_{\alpha}(c) = \alpha R_{\mathcal{D}}(c) + (1 - \alpha) R_{\tilde{\mathcal{D}}}(c)$$

Lemma A.2. *Let c be a concept in concept class \mathcal{C} . Then*

$$|R_{\alpha}(c) - R_{\mathcal{D}}(c)| \leq (1 - \alpha)(\Lambda + \tau(c))$$

where $\Lambda = R_{\tilde{\mathcal{D}}}(c^*) + R_{\mathcal{D}}(c^*)$, $c^* = \arg \min_{c \in \mathcal{C}} R_{\tilde{\mathcal{D}}}(c) + R_{\mathcal{D}}(c)$, and $\tau(c) = |R_{\tilde{\mathcal{D}}}(c, c^*) - R_{\mathcal{D}}(c, c^*)|$.

Proof.

$$\begin{aligned} |R_{\alpha}(c) - R_{\mathcal{D}}(c)| &= (1 - \alpha)|R_{\tilde{\mathcal{D}}}(c) - R_{\mathcal{D}}(c)| \\ &\leq (1 - \alpha)[|R_{\tilde{\mathcal{D}}}(c) - R_{\tilde{\mathcal{D}}}(c, c^*)| + |R_{\tilde{\mathcal{D}}}(c, c^*) - R_{\mathcal{D}}(c, c^*)| + |R_{\mathcal{D}}(c, c^*) - R_{\mathcal{D}}(c)|] \\ &\leq (1 - \alpha)[R_{\tilde{\mathcal{D}}}(c^*) + |R_{\tilde{\mathcal{D}}}(c, c^*) - R_{\mathcal{D}}(c, c^*)| + R_{\mathcal{D}}(c^*)] \\ &= (1 - \alpha)(\Lambda + \tau(c)) \end{aligned}$$

Lemma A.3. *For a fixed concept c from \mathcal{C} with VC dimension d , if a random labeled sample (S_+) of size m is generated by drawing βm points (S) from \mathcal{D} and $(1 - \beta)m$ points (\tilde{S}) from $\tilde{\mathcal{D}}$, and labeling them according to $f_{\mathcal{D}}$ and $f_{\tilde{\mathcal{D}}}$ respectively, then for any $\delta \in (0, 1)$ with probability at least $1 - \delta$ (over the choice of the samples),*

$$|R_{\alpha}(c) - R_{S_+, \alpha}(c)| \leq 2\sqrt{\frac{\alpha^2}{\beta} + \frac{(1 - \alpha)^2}{1 - \beta}} \sqrt{\frac{2d \ln \frac{2em}{d} + 2 \ln \frac{4}{\delta}}{m}}$$

where $R_{S_+, \alpha} = \alpha R_S(c) + (1 - \alpha) R_{\tilde{S}}(c)$ and e is the natural number.

Proof. Given Lemma 5 in Ben-David et al. (2010), which says for any $\delta \in (0, 1)$, with probability $1 - \delta$ (over the choice of the samples),

$$P[|R_{S_+, \alpha}(c) - R_{\alpha}(c)| \geq \epsilon] \leq 2 \exp\left(\frac{-2m\epsilon^2}{\frac{\alpha^2}{\beta} + \frac{(1 - \alpha)^2}{1 - \beta}}\right)$$

According to the Vapnik-Chervonenkis theory (Vapnik & Chervonenkis, 2015), we have with probability $1 - \delta$,

$$|R_{\alpha}(c) - R_{S_+, \alpha}(c)| \leq 2\sqrt{\frac{\alpha^2}{\beta} + \frac{(1 - \alpha)^2}{1 - \beta}} \sqrt{\frac{2d \ln \frac{2em}{d} + 2 \ln \frac{4}{\delta}}{m}}$$

This is the standard generalization bound with an adjust term $\sqrt{\frac{\alpha^2}{\beta} + \frac{(1 - \alpha)^2}{1 - \beta}}$ (see more in Chapter 3.3 of Mohri et al. (2018)). \square

Proof of Theorem 3.1. Let $\alpha = \frac{1}{2}$, then $\hat{c}' = \arg \min R_{S_+, \alpha}(c) = \frac{1}{2}(R_{\tilde{S}}(c) + R_S(c))$

$$\begin{aligned}
R_{\mathcal{D}}(\hat{c}') &\leq R_{\alpha}(\hat{c}') + (1 - \alpha)(\Lambda + \tau(\hat{c}')) \quad (\text{Lemma A.2}) \\
&\leq R_{\alpha}(\hat{c}') + (1 - \alpha)(\Lambda + |R_{\tilde{\mathcal{D}}}(\hat{c}', c^*) - R_{\mathcal{D}}(\hat{c}', c^*)|) \quad (\text{Definition of } \tau(\hat{c}')) \\
&\leq R_{\alpha}(\hat{c}') + (1 - \alpha)(\Lambda + R_{\tilde{\mathcal{D}}}(\hat{c}') + R_{\tilde{\mathcal{D}}}(c^*) + R_{\mathcal{D}}(\hat{c}') + R_{\mathcal{D}}(c^*)) \\
&\leq R_{\alpha}(\hat{c}') + (1 - \alpha)(2\Lambda + 2R_{\alpha}(\hat{c}')) \\
&= (3 - 2\alpha)R_{\alpha}(\hat{c}') + 2(1 - \alpha)\Lambda \\
&\leq (3 - 2\alpha)(R_{S_+, \alpha}(\hat{c}') + 2\sqrt{\frac{\alpha^2}{\beta} + \frac{(1 - \alpha)^2}{1 - \beta}} \sqrt{\frac{2d \ln \frac{2em}{d} + 2 \ln \frac{8}{\delta}}{m}}) \\
&\quad + 2(1 - \alpha)\Lambda \quad (\text{Lemma A.3 with } \delta/2) \\
&\leq (3 - 2\alpha)(R_{S_+, \alpha}(c_T^*) + 2\sqrt{\frac{\alpha^2}{\beta} + \frac{(1 - \alpha)^2}{1 - \beta}} \sqrt{\frac{2d \ln \frac{2em}{d} + 2 \ln \frac{8}{\delta}}{m}}) \\
&\quad + 2(1 - \alpha)\Lambda \quad (\hat{c}' = \arg \min R_{S_+, \alpha}(c)) \\
&\leq (3 - 2\alpha)(R_{\alpha}(c_T^*) + 4\sqrt{\frac{\alpha^2}{\beta} + \frac{(1 - \alpha)^2}{1 - \beta}} \sqrt{\frac{2d \ln \frac{2em}{d} + 2 \ln \frac{8}{\delta}}{m}}) \\
&\quad + 2(1 - \alpha)\Lambda \quad (\text{Lemma A.3 with } \delta/2) \\
&\leq (3 - 2\alpha)(R_{\mathcal{D}}(c_T^*) + 4\sqrt{\frac{\alpha^2}{\beta} + \frac{(1 - \alpha)^2}{1 - \beta}} \sqrt{\frac{2d \ln \frac{2em}{d} + 2 \ln \frac{8}{\delta}}{m}} + (1 - \alpha)(\Lambda + \tau(c_T^*))) \\
&\quad + 2(1 - \alpha)\Lambda \quad (\text{Lemma A.2}) \\
&\leq (3 - 2\alpha)(R_{\mathcal{D}}(c_T^*) + 4\sqrt{\frac{\alpha^2}{\beta} + \frac{(1 - \alpha)^2}{1 - \beta}} \sqrt{\frac{2d \ln \frac{2em}{d} + 2 \ln \frac{8}{\delta}}{m}}) \\
&\quad + (2\alpha^2 - 7\alpha + 5)\Lambda + (2\alpha^2 - 5\alpha + 3)\tau(c_T^*)
\end{aligned}$$

Note that

$$\tau(c_T^*) = |R_{\tilde{\mathcal{D}}}(c_T^*, c^*) - R_{\mathcal{D}}(c_T^*, c^*)| \leq R_{\tilde{\mathcal{D}}}(c_T^*) + R_{\tilde{\mathcal{D}}}(c^*) + R_{\mathcal{D}}(c_T^*) + R_{\mathcal{D}}(c^*) = \Lambda + R_{\mathcal{D}}(c_T^*) + R_{\tilde{\mathcal{D}}}(c_T^*)$$

Therefore,

$$R_{\mathcal{D}}(\hat{c}') \leq R_{\tilde{\mathcal{D}}}(c_T^*) + 4\sqrt{\frac{1}{\beta} + \frac{1}{1 - \beta}} \sqrt{\frac{2d \ln \frac{2em}{d} + 2 \ln \frac{8}{\delta}}{m}} + 3R_{\mathcal{D}}(c_T^*) + 3\Lambda \quad (\alpha = \frac{1}{2})$$

Also note that L_1 loss is equivalent to 0-1 loss in the binary classification, so that $R_{\tilde{\mathcal{D}}}(c_T^*) = \eta$ under assumption I. In addition, assuming that \mathcal{C} is expressive enough so that both the target error minimizer and the joint error minimizer can achieve zero errors ($R_{\mathcal{D}}(c_T^*) = 0$ and $\Lambda = 0$), the generalization bound can be simplified as follows:

$$R_{\mathcal{D}}(\hat{c}') \leq \eta + 4\sqrt{\frac{1}{\beta} + \frac{1}{1 - \beta}} \sqrt{\frac{2d \ln \frac{2em}{d} + 2 \ln \frac{8}{\delta}}{m}} \quad \square$$

Note that the proof of Theorem 3.1 is similar to Theorem 3 in Ben-David et al. (2010). Our theorem is based on binary classification mainly because the error item in Eq. (2) based on the L1 loss will be equivalent to zero-one loss for binary classification. Although for multi-class classification, the L1 loss is different from commonly used zero-one loss, Theorem 3.1 also indicates the relation between the generalization bound of joint training and the cross-domain performance $R_{\mathcal{D}}(c_S^*)$ (equal to $R_{\tilde{\mathcal{D}}}(c_T^*)$ under assumption I). Furthermore, a multi-class classification task can be represented by a series of binary classification tasks. Therefore, we postpone more accurate analysis for multi-class classification as our future work.

A.7 Details of Experimental Settings

In this subsection, we briefly highlight some important settings in our experiments and more details can be found in our code.

Experimental settings for learning with various inductive signals. The 2-layer NNs we use in CWBPP (algorithm 1) has a hidden size of 4096, ReLU non-linear activation and cross-entropy loss. As for the embeddings, we use 300 dimensional Glove embeddings (Pennington et al., 2014). The size of the training batch is 10000 and the optimizer is Adam (Kingma & Ba, 2014) with learning rate $3e^{-4}$. When we initialize the classifier with gold signals (line 1), the number of training epochs is 20. After that, we conduct the bootstrapping 5 iterations (line 3-7). The confidence for predicted labels is exactly the predicted probability of the classifier (line 5). In each iteration of bootstrapping, we further train the classifier on the joint data 1 epoch (line 7).

Experimental settings for learning with cross-domain signals. As for BERT, we use the pre-trained case-insensitive BERT-base pytorch implementation (Wolf et al., 2019). We use the common parameter settings for our experiments. Specifically, for NER, the max length is 256, batch size is 8, the epoch number is 4 and the learning rate is $5e^{-5}$. As for QA, the max length is 384, bath size is 16, the epoch number is 4, and the learning rate is $5e^{-5}$.

A.8 Discussion of Some Other Factors in PABI

In this subsection, we consider the impact of the following factors in PABI: data distribution, algorithm and cost-sensitive loss.

Data distribution. As for the distribution of examples, both PAC and PAC-Bayesian are distribution-free (see more in Chapter 2.1 of Mohri et al. (2018)). However, if we consider the joint distribution between examples and labels, such as imbalanced label distribution, the situation will be different. Specific types of joint data distribution refer to a restricted concept class \mathcal{C}' . Therefore, PABI is expected to work well if the reduction from \mathcal{C} is similar to the reduction from \mathcal{C}' with incidental signals, i.e. $S(\mathcal{C}', \tilde{\mathcal{C}}') = \sqrt{1 - \frac{\ln |\tilde{\mathcal{C}}'|}{\ln |\mathcal{C}'|}} \approx \sqrt{1 - \frac{\ln |\tilde{\mathcal{C}}|}{\ln |\mathcal{C}|}}$.

Algorithm. Different algorithms make different assumptions on the concept class. For example, SVM aims to find the maximum-margin hyperplane (see more in Chapter 5.4 of Mohri et al. (2018)). Therefore, a specific algorithm actually is based on a restricted concept class \mathcal{C}' (e.g. concepts with margin in SVM case). Similarly, PABI is expected to work well if the reduction from \mathcal{C} is similar to the reduction from \mathcal{C}' with incidental signals. We also cannot compare the benefits from various incidental signals with different algorithms. If the algorithm is not expressive enough to take advantage of incidental signals, we may also not be able to use PABI there.

Cost-sensitive Loss. For different loss functions other than 0-1 loss, there are still some similar generalization bounds in PAC and PAC-Bayesian (using complexity of concept class and sample size) (Bartlett et al., 2006; Ciliberto et al., 2016). Therefore, PABI can also be used (possibly with some minor modifications) for cost-sensitive loss functions.