

DESIGNING STABLE ELECTIONS

STEVEN HEILMAN

ABSTRACT. We survey the design of elections that are resilient to attempted interference by third parties. For example, suppose votes have been cast in an election between two candidates, and then each vote is randomly changed with a small probability, independently of the other votes. It is desirable to keep the outcome of the election the same, regardless of the changes to the votes. It is well known that the US electoral college system is about 5 times more likely to have a changed outcome due to vote corruption, when compared to a majority vote. In fact, Mossel, O’Donnell and Oleszkiewicz proved in 2005 that the majority voting method is most stable to this random vote corruption, among voting methods where each person has a small influence on the election. We discuss some recent progress on the analogous result for elections between more than two candidates. In this case, plurality should be most stable to corruption in votes. We also survey results on adversarial election manipulation (where an adversary can select particular votes to change, perhaps in a non-random way), and we briefly discuss ranked choice voting methods (where a vote is a ranked list of candidates).

CONTENTS

1. Introduction	2
1.1. Condorcet’s Paradox	2
1.2. Voting Power	3
1.3. Voting Methods as Functions	4
2. Adversarial Corruption in Voting	7
2.1. Two Candidates	7
2.2. More than Two Candidates	9
2.3. Additional Comments	9
3. Independent Random Corruption of Votes	10
3.1. Two Candidates	11
3.2. More than Two Candidates	13
3.3. Additional Comments	14
4. Brief Discussion of US Electoral College	14
5. Other Applications	15
References	16

Date: February 5, 2022.

2010 Mathematics Subject Classification. 60-02, 91B14, 91B12, 60C05.

Key words and phrases. social choice theory, voting theory, noise stability, majority, plurality.

Supported by NSF Grant CCF 1911216 and DMS 1839406. Any opinions, findings, and conclusions or recommendations expressed in this material are those of the author and do not necessarily reflect the views of the National Science Foundation.

1. INTRODUCTION

1.1. **Condorcet's Paradox.** Applications of mathematics to the analysis of elections perhaps began with Marquis de Condorcet in the 1700s. Condorcet's famous paradox demonstrates that an election method that uses ranked preferences of voters might not have a sensible winner. Consider the following ranking of three candidates a, b and c between three voters 1, 2 and 3.

Voter	Rank 1	Rank 2	Rank 3
1	a	b	c
2	b	c	a
3	c	a	b

TABLE 1. Three voters (one for each row of the table) provide rankings of three candidates a, b and c . For example, voter 1 most prefers candidate a .

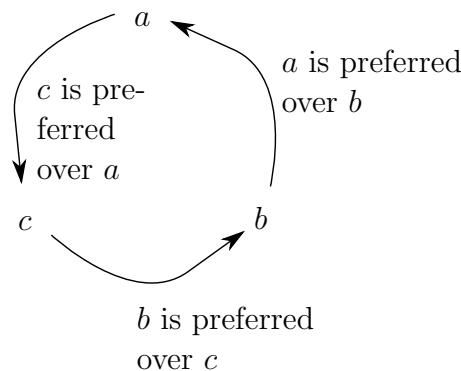
If we ignore candidate b , then voters 2 and 3 prefer c over a , while voter 1 prefers a over c . So, using a majority rule for these preferences, the voters prefer c over a .

Voter	Rank 1	Rank 2
1	a	c
2	c	a
3	c	a

TABLE 2. If candidate b is ignored in Table 1, the remaining rankings of candidates a and c indicate that c is the preferred by the majority of voters.

If we ignore candidate c in Table 1, then voters 1 and 3 prefer a over b , while voter 2 prefers b over a . So, using a majority rule again, the voters prefer a over b .

Finally, if we ignore candidate a in Table 1, then voters 1 and 2 prefer b over c , while voter 3 prefers c over b . So, using a majority rule, the voters prefer b over c .



In conclusion, the voters prefer a over b , they prefer b over c , and they prefer c over a . So, *no one has won the election!* This observation is known as Condorcet's paradox. The simplest way to use rankings of candidates might lead to no one winning the election.

In fact, if we compare pairs of candidates using something other than a majority rule, then some analogue of Condorcet’s paradox must still occur, *unless* we ignore all voters except for one (a dictatorship). This statement can be formalized as Arrow’s Impossibility Theorem (see e.g. [Mos12, Kal02]).

1.2. **Voting Power.** Game Theorists such as Shapley, Shubik and Banzhaf in the 1950s and 1960s [SS54, Ban65] further developed the mathematical and economical analysis of voting methods. As an illustrative example, we consider the 1965 restructuring of the UN security council.

Voting Method 1 (Pre-1965 UN Security Council). In pre-1965 rules, the UN security council had five permanent members, and six nonpermanent members. A resolution passes in the security council only if:

- All five permanent members want it to pass, and
- at least *two* nonpermanent members want it to pass.

In particular, a single permanent member can effectively veto a resolution by voting “no” on that resolution. This voting method was called unfair for the nonpermanent members, so it was restructured in 1965. After the restructuring, the council had the following form (still in use today).

Voting Method 2 (Post-1965 UN Security Council). The UN security council has five permanent members, and now ten nonpermanent members. A resolution passes in the council only if:

- All five permanent members want it to pass, and
- at least *four* nonpermanent members want it to pass.

A rather vague question is then:

Question 1.1. Are the Post-1965 rules more equitable for nonpermanent members of the UN security council than Pre-1965 rules?

There are various ways to answer this question. One answer, provided by Banzhaf, is to consider the **power** of a voter in each voting method, i.e. the relative ability of a voter to cause a resolution to pass by changing their vote. Suppose we label the post-1965 UN security

Permanent members



Yes Yes Yes Yes Yes

Non-permanent members



Yes Yes No No Yes No

Pre-1965 rules. In this case, the resolution passes.

Permanent members



Yes Yes Yes Yes Yes

Non-permanent members



Yes Yes No No Yes No No No Yes Yes

Post-1965 rules. In this case, the resolution passes.

council members by the integers 1 through 15, where the numbers 1, 2, 3, 4, 5 represent the five permanent members of the council, and the numbers 6, 7, ..., 15 represent nonpermanent members. Then, for any integer i between 1 and 15, let b_i be the number of combinations of votes of members of the council (other than voter i), such that when voter i changes their vote from “no” to “yes,” the resolution changes from not passing to passing. The **Banzhaf power index** of a voter i is defined to be the following ratio

$$\frac{b_i}{b_1 + b_2 + \dots + b_{15}}.$$

For example, in the post-1965 rules, what would it take for a nonpermanent member to cause the resolution to pass? First, all permanent members would have to vote “yes.” Then, exactly three other nonpermanent members out of nine would vote yes. So, the number of combinations of votes other members would make is: the number of ways to select 3 members from a set of 9. This number is called 9 choose 3, i.e. $\binom{9}{3} = \frac{9 \cdot 8 \cdot 7}{3 \cdot 2} = 84$. So, $b_6 = b_7 = \dots = b_{15} = 84$.

In the post-1965 rules, what would it take for a permanent member to cause the resolution to pass? First, all other permanent members would have to vote “yes.” Then, at least four nonpermanent members out of 10 would vote yes. So, the number of combinations of votes other members would make is: the number of ways to select at least 4 members from a set of 10. This number is $\binom{10}{4} + \binom{10}{5} + \dots + \binom{10}{10} = 848$. So, $b_1 = b_2 = \dots = b_5 = 848$.

Similar considerations apply for pre-1965 rules. We summarize the Banzhaf power indices in the following table.

Voting Method	Banzhaf Power Index for <i>Non-Permanent</i> Member	Banzhaf Power Index for Permanent Member
Pre-1965 Rules	$\frac{5}{6 \cdot 5 + 5 \cdot 57} \approx .0159$	$\frac{57}{6 \cdot 5 + 5 \cdot 57} \approx .181$
Post-1965 Rules	$\frac{84}{10 \cdot 84 + 5 \cdot 848} \approx .0165$	$\frac{848}{10 \cdot 84 + 5 \cdot 848} \approx .167$

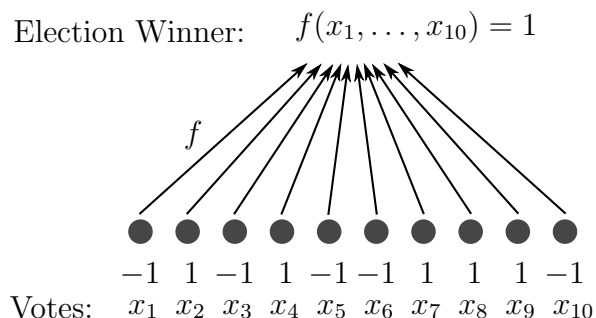
TABLE 3. Banzhaf Power Indices for UN Security Council Voting Methods

In summary, the post-1965 rules give more power to non-permanent members, and less power to permanent members of the UN Security Council. So, according to Banzhaf’s definition of voting power, the answer to Question 1.1 is: yes.

1.3. Voting Methods as Functions.

Suppose we run an election between two candidates with n voters, where n is a large integer. For convenience, we denote the two candidates as +1 and -1 rather than a and b . If person i votes for candidate 1, we define $x_i = 1$, and if person i votes for candidate -1, we define $x_i = -1$. We then can then make a list of votes as

$$x = (x_1, x_2, \dots, x_n).$$



A **voting method** is a function f whose input is the votes x and whose output is the winner of election. That is, $f(x) = 1$ denotes candidate 1 winning the election when the votes are x , and $f(x) = -1$ denotes candidate -1 winning the election when the votes are x .

Some examples of voting methods appear below.

Example 1.2. The **majority function** is the function

$$f(x) = \text{sign}(x_1 + x_2 + \dots + x_n).$$

If there are more $+1$ votes than -1 votes, then $f(x) = 1$. And if there are more -1 votes than $+1$ votes, then $f(x) = -1$. That is, f agrees with our usual notion of majority: the candidate receiving the most votes wins the election. (Here the sign of a positive number is $+1$ and the sign of a negative number is -1 . We also define the sign of 0 to be 0. To guarantee that someone wins the election, we could just assume that n is odd, so that f never takes the value 0.)

Example 1.3. A **dictator function** is a function of the form

$$f(x) = x_1.$$

That is, the vote of the first person is the winner of the election. In this way, f agrees with our usual notion of dictator: all votes are ignored, except for one. More generally, if $1 \leq i \leq n$, a dictator is a function of the form

$$f(x) = x_i.$$

Example 1.4. If w_1, \dots, w_n are fixed real numbers, a **weighted majority function** on n voters is a function of the form

$$f(x) = \text{sign}(w_1x_1 + w_2x_2 + \dots + w_nx_n).$$

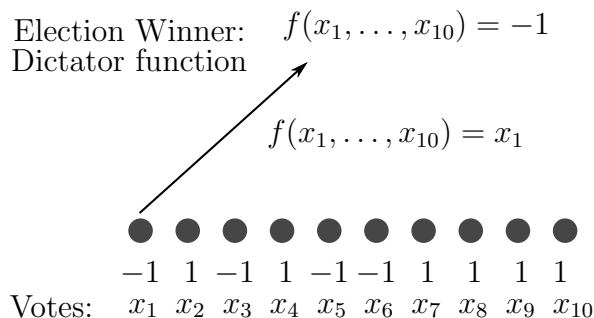
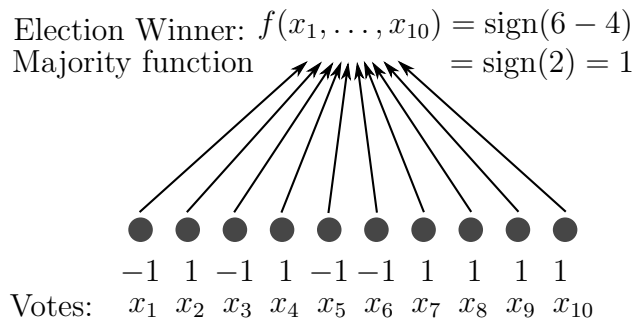
If w_1 is large, this corresponds to assigning more “weight” (i.e. more voting power, or more “say”) to the first voter. And if w_1 is small, this corresponds to assigning less “weight” (i.e. less voting power, or less “say”) to the first voter.

Example 1.5. A two-layer **iterated majority function** is a function of the form

$$f(x) = g(f_1(x), f_2(x), \dots, f_m(x)),$$

where f_1, f_2, \dots, f_m are each weighted majority functions on n voters, and g is a weighted majority function m voters.

A two-layer iterated majority function is similar to an electoral college system with m states. The US electoral college system then corresponds to $m = 51$.



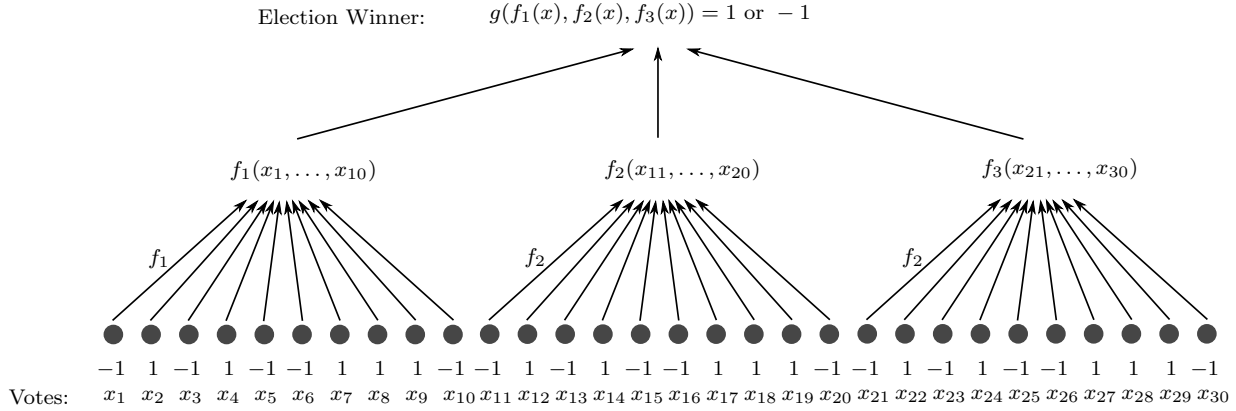


FIGURE 1. An iterated majority function with $m = 3$ “states.”

Remark 1.6. In learning theory, the iterated majority function is sometimes called a two-layer neural network with boolean activation function. The lines and nodes in Figure 1 are then interpreted as axons and neurons, respectively.

In the ensuing discussion, it is more convenient to replace the Banzhaf power index of a voter with the (almost identical) notion of **influence** of a voter.

Definition 1.7 (Influences). Let $f: \{-1, 1\}^n \rightarrow \{-1, 1\}$ be a voting method. Let $1 \leq i \leq n$ be an integer. Define the **influence** of the i^{th} voter on f , denote $\text{Inf}_i(f)$, as

$$\begin{aligned} \text{Inf}_i(f) &= \frac{\# \text{ of combinations of votes where the } i^{\text{th}} \text{ voter can change the election's outcome}}{\# \text{ of combinations of votes of all voters}} \\ &= \frac{\#\{(x_1, \dots, x_n) \in \{-1, 1\}^n : f(x_1, \dots, x_n) \neq f(x_1, \dots, x_{i-1}, -x_i, x_{i+1}, \dots, x_n)\}}{\#\{(x_1, \dots, x_n) \in \{-1, 1\}^n\}}. \end{aligned}$$

That is, $\text{Inf}_i(f)$ is the probability that the i^{th} voter can change the outcome of the election, when other voters are equally likely to vote for either candidate.

Example 1.8. The numbers b_1, \dots, b_n used to define the Banzhaf power indices are just the influences, multiplied by 2^n . For example, in the post-1965 UN Security council voting method $f: \{-1, 1\}^{15} \rightarrow \{-1, 1\}$ with $n = 15$ voters,

$$\text{Inf}_1(f) = \dots = \text{Inf}_5(f) = \frac{848}{2^{15}} \approx .0259, \quad \text{Inf}_6(f) = \dots = \text{Inf}_{15}(f) = \frac{84}{2^{15}} \approx .00256.$$

Put another way, the Banzhaf power indices are the influences, multiplied by a number causing them to sum to 1.

Voting Method	Influence for <i>Non-Permanent</i> Member	Influence for <i>Perma-</i> Member
Pre-1965 Rules	$\frac{5}{2^{11}} \approx .00244$	$\frac{57}{2^{11}} \approx .0278$
Post-1965 Rules	$\frac{84}{2^{15}} \approx .00256$	$\frac{848}{2^{15}} \approx .0259$

TABLE 4. Influences for UN Security Council Voting Methods

As above, we observe that a non-permanent member has a higher probability of affecting the outcome of a resolution in post-1965 rules.

Example 1.9. When f is a dictator function of the form $f(x) = x_1$, then the first voter can always change the outcome of the election, and the other voters cannot, so

$$I_1(f) = 1, \quad I_2(f) = \dots = I_n(f) = 0.$$

When f is a majority function $f(x) = \text{sign}(x_1 + \dots + x_n)$, then an application of Stirling's formula implies that for all $1 \leq i \leq n$, $\lim_{n \rightarrow \infty} \sqrt{n} I_i(f) = \sqrt{\frac{2}{\pi}}$, i.e.

$$I_1(f) = I_2(f) = \dots = I_n(f) = (1 + o(1)) \sqrt{\frac{2}{\pi}} \frac{1}{\sqrt{n}}.$$

To see this, note that if n is even, recall that Stirling's Formula implies that

$$\binom{n}{n/2} = \frac{n!}{[(n/2)!]^2} = (1 + o(1)) \frac{1}{\sqrt{2\pi}} \frac{\sqrt{n}}{n/2} 2^n = (1 + o(1)) 2^n \frac{1}{\sqrt{n}} \sqrt{\frac{2}{\pi}}.$$

Therefore, $\lim_{n \rightarrow \infty} \sqrt{n} I_i(f) = \lim_{n \rightarrow \infty} (1 + o(1)) \frac{1}{\sqrt{2\pi}} \frac{2^n}{2^n} = \frac{1}{\sqrt{2\pi}}$, for all $1 \leq i \leq n$.

Perhaps it is a compelling reason to vote in a majority election with one hundred million voters when your probability of changing the election's outcome is around 1 in ten thousand.

2. ADVERSARIAL CORRUPTION IN VOTING

2.1. Two Candidates. Suppose n people cast their votes in an election between two candidates. Then, suppose an adversary found a way to change several of the votes. By changing some votes, the adversary attempts to change the outcome of the election. Suppose also that the voting method $f: \{-1, 1\}^n \rightarrow \{-1, 1\}$ is balanced in the following sense.

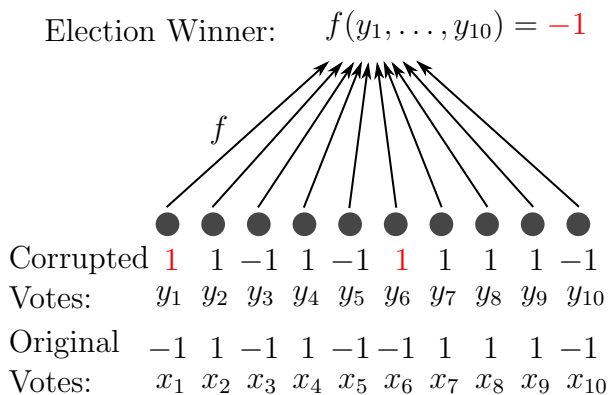
Definition 2.1 (Balanced Voting Method). Let $f: \{-1, 1\}^n \rightarrow \{-1, 1\}$ be a voting method. We say f is **balanced** if

each of the two candidates has an equal chance of winning the election. That is, the number of combinations of votes where candidate 1 wins is equal to the number of combinations of votes where candidate -1 wins.

For example, dictator functions and the majority function are balanced.

Question 2.2. What balanced voting method is most resilient to adversarial changes to votes?

That is, if $k \geq 1$ votes can be changed by the adversary, what is the least number of combinations of votes (of all voters) such that the adversary can change the election's outcome?



In a dictatorship, e.g. $f(x_1, \dots, x_n) = x_1$, changing the first vote changes the outcome of the election, so this voting method is not at all resilient to adversarial changes. Similarly, a voting method that is only a function of a small set of voters (sometimes called a junta) will probably not be resilient to adversarial changes to votes. It turns out that the majority function is the balanced voting method most resilient to adversarial changes; we thank Daniel Kane for telling us the following argument.

Proposition 2.3 (Adversarial Optimality of Majority). *Let n be an odd positive integer and let k be an integer satisfying $1 \leq k \leq n$. After the votes have been cast, suppose an adversary can change k votes in an election between two candidates with n voters. Then among all balanced voting methods, the majority function has the least number of combinations of votes where the election's outcome can be altered by the adversary.*

Before beginning the proof, we introduce some notation. For any $x = (x_1, \dots, x_n) \in \mathbb{R}^n$, denote the ℓ_0 “norm” of x by $\|x\|_0 = \#\{1 \leq i \leq n : x_i \neq 0\}$. (This quantity is not a norm since $\|tx\|_0 = \|x\|_0$ for any $t \neq 0$.) Let $S \subseteq \{-1, 1\}^n$. For any integer $k \geq 1$, we denote the distance k neighborhood of S by

$$\Gamma_k(S) = \{x \in \{-1, 1\}^n : \exists y \in S \text{ such that } \|x - y\|_0 \leq k\}. \quad (1)$$

For any $k \geq 0$, let $B_k \subseteq \{-1, 1\}^n$ be a distance k -neighborhood of one “half” of the hypercube:

$$B_k = \{(x_1, \dots, x_n) \in \{-1, 1\}^n : x_1 + \dots + x_n \leq k\}. \quad (2)$$

Proof of Proposition 2.3. We induct on k . Let $f: \{-1, 1\}^n \rightarrow \{-1, 1\}$ be the majority function, and let $g: \{-1, 1\}^n \rightarrow \{-1, 1\}$ be another balanced voting method. Let $S = \{x \in \{-1, 1\}^n : g(x) = 1\}$ be the set of votes where candidate 1 wins the election, when g is the voting method used to run the election. Note that $B_0 = \{x \in \{-1, 1\}^n : f(x) = 1\}$. Since f and g are balanced, $|S| = |B_0| = 2^{n-1}$. So, Harper’s Inequality, Theorem 2.4, implies that

$$|\Gamma_1(S)| \geq |\Gamma_1(B_0)|. \quad (3)$$

$$|\Gamma_1(S)| - |S| \geq |\Gamma_1(B_0)| - |B_0|. \quad (4)$$

The same inequality holds also when $S = \{x \in \{-1, 1\}^n : g(x) = -1\}$. Taken together, we conclude that the number of combinations of votes for which the outcome of the election can be altered with one adversarial vote change is smallest for the majority vote f (since f corresponds to the right side of (4)). The case $k = 1$ therefore follows by (4).

We now proceed with the inductive step. By the inductive hypothesis, if $S = \{x \in \{-1, 1\}^n : g(x) = 1\}$ or if $S = \{x \in \{-1, 1\}^n : g(x) = -1\}$, we have

$$|\Gamma_k(S)| - |S| \geq |\Gamma_k(B_0)| - |B_0|.$$

That is, $|\Gamma_k(S)| \geq |\Gamma_k(B_0)| = |B_k|$. We need to prove the case $k + 1$. This again follows by Harper’s Inequality, Theorem 2.4, since

$$|\Gamma_{k+1}(S)| \stackrel{(1)}{=} |\Gamma_1(\Gamma_k(S))| \geq |\Gamma_1(B_k)| \stackrel{(2)}{=} |B_{k+1}|,$$

Therefore, when $S = \{x \in \{-1, 1\}^n : g(x) = 1\}$ or $S = \{x \in \{-1, 1\}^n : g(x) = -1\}$,

$$|\Gamma_{k+1}(S)| - |S| \geq |B_{k+1}| - |B_0|. \quad (5)$$

That is, the number of votes for which the outcome of the election can be altered with $k + 1$ adversarial vote changes is smallest for the voting method f (since the majority vote f corresponds to the right side of (5)). The inductive step and the proof are complete. \square

The key geometric fact used above is:

Theorem 2.4 (Harper’s Inequality/ Hypercube Vertex Isoperimetric Inequality, [Har66]). *Let $S \subseteq \{-1, 1\}^n$. Let $k \geq 0$. Assume that*

$$|S| \geq |B_k|.$$

Then

$$|\Gamma_1(S)| \geq |\Gamma_1(B_k)|.$$

For some related observations for ranked choice voting, see e.g. [MPR13, Lemma 3.3].

Proposition 2.3 can easily be extended to unbalanced voting methods. To state such a result, let t be a real number and define a **majority function with threshold t** to be a function of the form

$$\text{Maj}_{n,t}(x) = \text{sign}(x_1 + x_2 + \dots + x_n - t), \quad \forall x = (x_1, \dots, x_n) \in \{-1, 1\}^n.$$

Also, we say that two voting methods $f, g: \{-1, 1\}^n \rightarrow \{-1, 1\}$ **have the same balance** if the number of combinations of votes resulting in candidate 1 winning are the same for each voting method, i.e.

$$\#\{(x_1, \dots, x_n) \in \{-1, 1\}^n : f(x) = 1\} = \#\{(x_1, \dots, x_n) \in \{-1, 1\}^n : g(x) = 1\}.$$

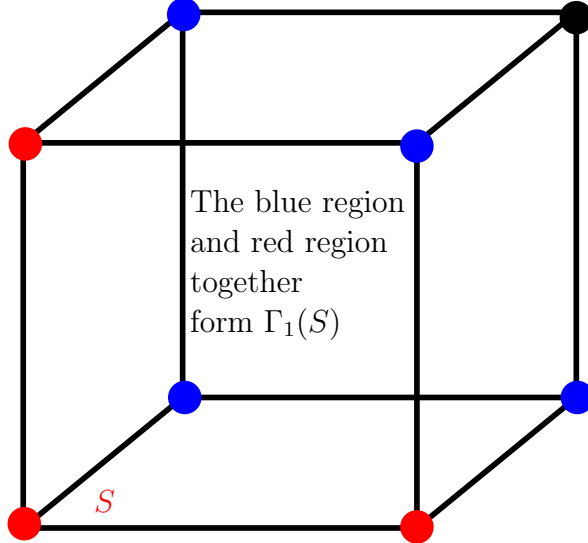
For example, the majority function with threshold $t = 0$ and the majority function with threshold $t = 1$ do not have the same balance.

Proposition 2.5 (Adversarial Optimality of Majority, Unbalanced Case). *Let n be an odd positive integer and let k be an integer satisfying $1 \leq k \leq n$. After the votes have been cast, suppose an adversary can change k votes in an election between two candidates with n voters. Let f be a majority function with threshold t , where t is an even integer. Let g be another voting method such that f and g have the same balance. Then the number of combinations of votes where the election’s outcome can be altered by the adversary is lesser for f than for g .*

2.2. More than Two Candidates. It would be desirable to have an analogue of Proposition 2.3 for voting methods with more than two candidates. Such a result might require a version of Harper’s Inequality, Theorem 2.4, for multiple sets. It is unclear if such an inequality can be proven

2.3. Additional Comments. Proposition 2.3 can be strengthened slightly, so that a voting method that is “close” to being as resilient as majority must itself be “close” to majority. Instead of applying Theorem 2.4, one instead uses a stronger version, such as [KL20, KL19].

The majority function is known to be optimal in various senses. For example, the majority function maximizes the number of votes that agree with the outcome of the election [O’D14,



Theorem 2.33]. Apparently Rousseau argued this was an ideal choice for a voting method in 1762 in “Du contrat social.” Theorem 3.6 below, the Majority is Stablest Theorem, also characterizes the majority function as being the most stable to random corruption in votes, among a reasonable class of voting methods.

For more background on social choice theory, see e.g. [O’D14, Chapter 2], [O’D], [Kal18, Section 3].

3. INDEPENDENT RANDOM CORRUPTION OF VOTES

In Proposition 2.3, we showed that the majority function is the most stable voting method to corruption. The majority function is also most stable when votes are corrupted randomly, as we describe below.

Theorem 3.1 (Majority is Stablest, Informal Version, [MOO10, Theorem 4.4]). *Suppose we run an election with a large number n of voters and two candidates. In this election, voters are modelled to have the following random behavior:*

- (i) *Voters cast their votes randomly, independently, with equal probability of voting for either candidate.*
- (ii) *Each voter has a small influence on the outcome of the election. (That is, all influences from Definition 1.7 are small.)*

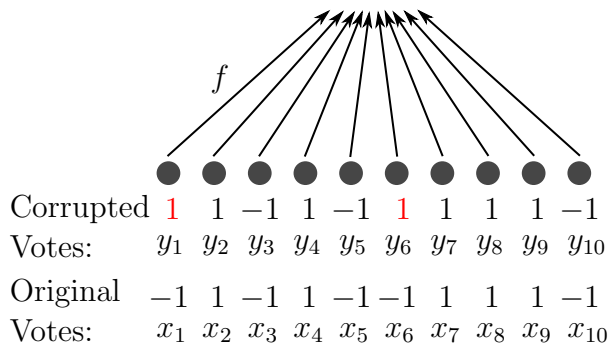
Then the majority function is the balanced voting method that best preserves the outcome of the election, when votes have been corrupted independently.

The definition of “best” here is intentionally vague. We will define “best” to mean: maximizing noise stability, as defined in Definition 3.4. Also, the probability of each vote being changed (corrupted) should be less than $1/2$ in Theorem 3.1. Otherwise the majority preferences of the electorate are reversed upon corruption.

Some remarks concerning the sensibility of the assumptions of Theorem 3.1 now follow.

- Suppose we completely ignore the votes, and just declare that the first candidate wins. This voting method is as stable to vote corruption as one can imagine, since any amount of corruption in votes cannot change the outcome of the election. Since this voting method is certainly undemocratic and uninteresting, some assumption in Theorem 3.1 must eliminate it. And indeed, the last part of (i) does eliminate this voting method. This voting method corresponds to a constant function f .
- As we saw in Example 1.9, a dictator function has one large influence, and the remaining voters have no influence on the election’s outcome. Consequently, the dictator voting method is quite stable to independently random changes to votes, since changing the votes of the non-dictators has no effect on the election’s outcome. So, as in the previous example, the dictator function is rather stable to vote corruption for a rather uninteresting reason. We therefore eliminate dictator functions from consideration by imposing the democratic assumption (ii) that each voter has a small influence on the outcome of the election.

Election Winner: $f(y_1, \dots, y_{10}) = -1$



3.1. **Two Candidates.** In this section, we will formalize the assumptions in Theorem 3.1, resulting in the formal version of the Majority is Stablest Theorem 3.6.

Assumption 1 (Voter Assumptions).

- There are n voters denoted $\{1, \dots, n\}$. There are two candidates denoted -1 and 1 .
- For any $1 \leq i \leq n$, the i^{th} voter casts a single *random* vote X_i taking the value -1 or 1 . (In particular, we are not dealing with ranked voting methods)
- The votes (X_1, \dots, X_n) are independent, identically distributed (i.i.d.) random variables. That is, voters are modelled as independent decision makers with the same probabilities of voting for either candidate.

The **voting method** f is a function $f: \{-1, 1\}^n \rightarrow \{-1, 1\}$. If the votes are (X_1, \dots, X_n) , then the winner of the election is $f(X_1, \dots, X_n)$.

Remark 3.2. The voter assumptions are not realistic, since e.g. a small group of friends will most likely share similar views, read similar news items, etc., so that their decisions are not truly independent. On the other hand, modeling a large number of voters to be independent individuals is somewhat plausible, from an aggregate perspective.

Assumption 2 (Voter Corruption Assumptions). Let $0 \leq \rho \leq 1$. Suppose we are given the votes X_1, \dots, X_n of n voters choosing between k candidates. The corrupted votes Y_1, \dots, Y_n are defined as follows.

- The **corrupted votes** Y_1, \dots, Y_n are independent, identically distributed (i.i.d.) random variables.
- For each $1 \leq i \leq n$, if $X_i = x_i \in \{-1, 1\}$, then with probability $1 - \rho$, Y_i is a uniformly random element of $\{1, \dots, k\}$, and with probability ρ , $Y_i = x_i$.

Remark 3.3. When $\rho = 1$, $Y_i = X_i$ for all $1 \leq i \leq n$, i.e. no vote corruption has occurred. When ρ is close to 1, Y_1 is almost the same as X_1 , i.e. X_1 and Y_1 are strongly correlated, and a small amount of vote corruption has occurred.

When $\rho = 0$, the votes (X_1, \dots, X_n) and (Y_1, \dots, Y_n) are independent of each other, i.e. the corrupted votes (Y_1, \dots, Y_n) have been so scrambled that they have no dependence (or correlation) with the original votes (X_1, \dots, X_n) .

Notation. We denote the original (random) votes cast in the election as $X = (X_1, \dots, X_n)$, and we denote the corrupted votes as $Y = (Y_1, \dots, Y_n)$.

Recall that the voting method f takes the value 1 or -1 , according to which candidate (1 or -1) won the election. So, if the winner of the election $f(X)$ is the same as the winner of the election with corrupted votes $f(Y)$, then

$$f(X)f(Y) = 1.$$

On the other hand, if the winner of the election $f(X)$ is different than the winner of the election with corrupted votes $f(Y)$, then

$$f(X)f(Y) = -1.$$

So, the voting method that has the largest average value of

$$f(X)f(Y)$$

will be the most stable on average to random vote corruption. This observation motivates the following definition.

Definition 3.4 (Noise Stability). Let $f: \{-1, 1\}^n \rightarrow \{-1, 1\}$ be a voting method. The **noise stability** of f with correlation parameter $0 \leq \rho \leq 1$ is

$$S_\rho(f) = \mathbb{E}f(X)f(Y).$$

Here \mathbb{E} denotes expected value, or average value, with respect to the random variables $X = (X_1, \dots, X_n), Y = (Y_1, \dots, Y_n)$ defined in Assumptions 1 and 2.

Remark 3.5. The probability that the election's outcome stays the same after vote corruption has occurred is $\frac{1}{2}(1 + S_\rho(f))$.

3.1.1. *Unbiased Case.* Theorem 3.1 can be restated as: the majority function maximizes noise stability, among a reasonable class of voting methods.

In the Theorem below, we denote the Majority function as $\text{Maj}_n: \{-1, 1\}^n \rightarrow \{-1, 1\}$, so that

$$\begin{aligned} \text{Maj}_n(x_1, \dots, x_n) &= \text{sign}(x_1 + \dots + x_n), \\ &\text{for all } (x_1, \dots, x_n) \in \{-1, 1\}^n. \end{aligned}$$

For simplicity, we first state the balanced case of the Theorem. That is, we make the assumption that the random votes X_1, \dots, X_n are each uniformly distributed in $\{-1, 1\}$. So, e.g. $X_1 = 1$ with $1/2$ probability, and $X_1 = -1$ with $1/2$ probability.

Theorem 3.6 (Majority is Stablest, Formal Version, [MOO10, Conjecture 1.1]). *Let $0 \leq \rho \leq 1$ and let $\varepsilon > 0$. Then there exists $\tau > 0$ such that, if $f: \{-1, 1\}^n \rightarrow \{-1, 1\}$ satisfies $\mathbb{E}f(X) = 0$ and $\text{Inf}_i(f) \leq \tau$ for all $1 \leq i \leq n$, then*

$$S_\rho(f) \leq \lim_{n \rightarrow \infty} S_\rho(\text{Maj}_n) + \varepsilon.$$

3.1.2. *Biased Case.* The assumption in Theorem 3.6 that the votes are uniformly distributed in $\{-1, 1\}$ can be relaxed, as we now describe. Let $0 < p < 1$. Let X_1, \dots, X_n be independent identically distributed random variables where $\mathbb{P}(X_1 = 1) = 1 - \mathbb{P}(X_1 = -1) = p$.

Theorem 3.7 (Majority is Stablest, Formal, Biased Case, [MOO10, Theorem 4.4]). *Let $0 \leq \rho \leq 1$. Let $-1 \leq \mu \leq 1$. Let $t = t_n \in \mathbb{R}$ such that $|\mathbb{E}\text{Maj}_{n,t}(X) - \mu| = \min_{t' \in \mathbb{R}} |\mathbb{E}\text{Maj}_{n,t'} - \mu|$. Let $\tau > 0$ and let $f: \{-1, 1\}^n \rightarrow \{-1, 1\}$ satisfy $\mathbb{E}f(X) = \mu$ and $\text{Inf}_i(f) \leq \tau$ for all $1 \leq i \leq n$, then*

$$S_\rho(f) \leq \lim_{n \rightarrow \infty} S_\rho(\text{Maj}_{n,t_n}) + O_{p,1-\rho} \left(\frac{\log \log(1/\tau)}{\log(1/\tau)} \right).$$



FIGURE 2. The proof of Theorem 3.6 is related to the fact that soap bubbles take a spherical shape. A soap bubble¹encloses a fixed volume of air, and it minimizes its surface area. The majority function has an analogous optimality property. We will discuss this connection more in Section 5.

¹Picture taken from https://commons.wikimedia.org/wiki/File:Reflection_in_a_soap_bubble_edit.jpg

For an even more general version of Theorem 3.7, see [MOO10, Theorem 4.4]

3.2. More than Two Candidates. In this section, we consider elections between $k \geq 3$ candidates, where each of n voters casts a single vote for a single candidate.

Theorem 3.7 (and its generalizations such as [MOO10, Theorem 4.4]) essentially completely characterize majority functions as the most stable to independently random corruption of votes, *when the election has only two candidates*. Unfortunately, analogous statements for three or more candidates seem harder to prove. With more than two candidates, a suitable replacement for the majority is the plurality function. In a plurality election, the candidate with the most votes wins the election. It was conjectured [KKMO07, IM12] that the plurality function is the balanced voting method that is most stable to independent, random vote corruption

Conjecture 3.8 (Plurality is Stablest, Informal Version, [KKMO07], [IM12, Conjecture 1.9]). *Suppose we run an election with a large number n of voters and $k \geq 3$ candidates. In this election, voters are modelled to have the following random behavior:*

- *Voters cast their votes randomly, independently, with equal probability of voting for each candidate.*
- *Each voter has a small influence on the outcome of the election.*

Then the plurality function is the balanced voting method that best preserves the outcome of the election, when votes have been corrupted independently.

In the case that the probability of vote corruption is small (ρ is close to 1), we proved the first known case of Conjecture 3.8 in [Hei19], culminating a series of works [CM12, MR15a, Hei17, MN18a, MN18b, Hei18]. Conjecture 3.8 for all parameters $0 < \rho < 1$ is still open. Unlike the case of the Majority is Stablest (Theorem 3.7), Conjecture 3.8 *cannot hold* when the candidates have unequal chances of winning the election [HMN16]. This realization is an obstruction




FIGURE 3. Generalizing Theorem 3.7 to elections with three candidates is related to: proving that two joint soap bubbles take the pictured “double-bubble” shape. Two soap bubbles enclose two separate and fixed volumes of air, and they minimize their total surface area [HMRR02]. The plurality function should have an analogous optimality property. We will discuss this connection more in Section 5.

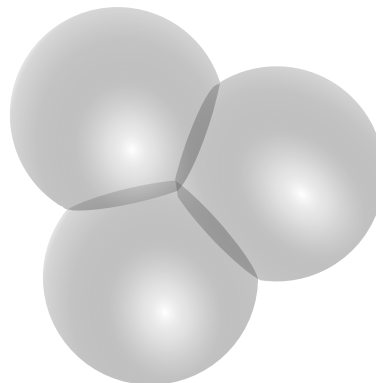


FIGURE 4. Three soap bubbles that have collided take the shape shown here.

to proving Theorem 3.8. It suggested that proof methods for Theorem 3.7 cannot apply to Conjecture 3.8. Indeed, calculus of variations methods have emerged as a promising avenue for proving Conjecture 3.8.

3.3. Additional Comments. Classic references on noise stability and voting include [KKL88, BKS99, Bou02, FKN02]. Discrete Fourier analysis often plays a prominent role in these works. The surveys [O’D, Kho] and book [O’D14] describe the interconnectedness of these topics.

We have not focussed much on ranked choice voting methods. For more on this topic, see e.g. [MPR13, MR15b] or the comprehensive works [ASS02, ASS11, BCE⁺16].

Question 3.9. Is it possible to state a sensible version of the Plurality is Stablest Conjecture 3.8 for ranked choice voting methods?

In ranked choice voting, each voter provides a ranked list of the candidates. Suppose a voting method is then a function only of the pairwise comparisons of each candidate, as in Table 2. Suppose then that each of these pairwise comparisons is independently corrupted. Then one possible answer to Question 3.9 says that the Plurality of the pairwise comparisons is most stable to this kind of vote corruption. Taking the Plurality of pairwise comparisons is known as the Second Order Copeland voting method. So, one could argue that this method is most stable to vote corruption. However, under other models of vote corruption, it is not clear what the “best” ranked choice voting method should be.



FIGURE 5. Three soap bubbles that have collided take the shape shown here².

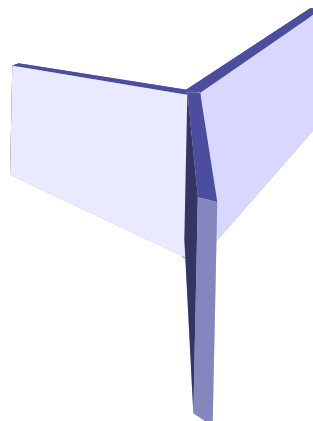


FIGURE 6. The partition of Euclidean space with three regions of fixed Gaussian volume and minimal total Gaussian surface area takes this shape [MN18a, MN18b, Hei19].

4. BRIEF DISCUSSION OF US ELECTORAL COLLEGE

The US Electoral College system is similar but not identical to the two-tier majority function described in Example 1.5 with $m = 51$ equal-sized “states.” Suppose we run an election between two candidates, where g is a two-tier majority function with $m = 51$, and if f is the usual majority function with n a large odd number of voters. We already know from Theorem 3.7 that the majority function is more stable to vote corruption than the electoral college system. But how much more stable is it?

²Picture taken from <https://www.flickr.com/photos/sm/2603411754/sizes/o/>

We consider the noise stability S_ρ of each of these voting methods where $\rho = 1 - 2\varepsilon$ and $\varepsilon > 0$ is small with $51 < 1/\varepsilon < n$. That is, the probability of each vote being corrupted is small. Then [Kal10, Theorem 3.4] [O'D08, p. 9]

$$S_{1-2\varepsilon}(f) \approx 1 - \frac{4}{\pi}\sqrt{\varepsilon}, \quad S_{1-2\varepsilon}(g) \approx 1 - 2\left(\frac{2}{\pi}\right)^{3/2}\sqrt{51}\sqrt{\varepsilon}.$$

So, by Remark 3.5, the probability that vote corruption changes the election's outcome is about 5.7 times greater for the electoral college, than for majority. Here we used

$$\frac{2(2/\pi)^{3/2}\sqrt{51}}{4/\pi} \approx 5.698035 \dots$$

Computer simulation similarly shows that, when the size of each “state” defining the two-tier majority function agrees with their size from the 2010 census, then the probability that vote corruption changes the election's outcome is about 5 times greater for the electoral college, than for majority.

Strictly speaking, the US Electoral College system is not a two-tier majority function. Each state (except for Maine and Nebraska) runs its own plurality vote, so that the candidate winning the most votes in that state wins that particular state. Then each state's winner is entered into a nationwide weighted majority vote. If no candidate wins this weighted majority vote, then the House of Representatives chooses the president, with one vote for each of the 50 states.

The integer weight of each state in the nationwide majority vote is equal to the number of national congressional representatives in each state (with a weight of three given to Washington D.C.) Consequently, each state has a minimum weight of 3 in the nationwide majority vote (i.e. the electoral college vote). The apportionment of members to the House of Representatives is a nontrivial task, since the ratios of state populations should somehow closely match the ratios of their numbers of electoral votes. Apportionment methods were hotly debated over the nation's history; for more on this history see e.g. [BY75].

5. OTHER APPLICATIONS

As mentioned above, Majority is Stablest and Plurality is Stablest are closely related to geometric optimization problems involving soap bubbles. For a general introduction to minimal surfaces, see the surveys [CI19, CM11a] or the book [CM11b]. For more discussion on the connections between voting and geometry, see the surveys [O'D, Kho] and the research papers [KKMO07, IM12].

In 2002, it was proven that the two regions of fixed volume that minimize their total surface area are those pictured in Figure 3 [HMRR02]. The analogous result for three regions, as in Figure 4, is still open. This problem is only solved in the plane [Wic04]. Surprisingly, the Gaussian versions of these problem were recently resolved in [MN18b], and then strengthened in [Hei19].

The initial motivation for the Majority is Stablest Theorem 3.7 and the Plurality is Stablest Conjecture 3.8 came from theoretical computer science. These inequalities imply sharp computational hardness for MAX-CUT and its generalizations. That is, we can efficiently, approximately solve some computational problem, and improving on this approximation is

impossible to do efficiently, assuming the Unique Games Conjecture, a standard complexity theoretic assumption. For more on the relation between voting and computer science applications, see [Kho, KKMO07, IM12].

The noise stability of functions has developed into a subject of its own. Various references exist on the subject, such as [DHK⁺10].

Voting is often used as a subroutine in various machine learning algorithms, such as “boosting” algorithms [Sch90, FS97]. Supposing one has access to several “weak” experts that can with 51% certainty predict some event. If we then take the majority vote among many of these people, then their combined opinion can achieve close to 100% certainty for a prediction. This idea of combining expert opinions to “boost” the probability of correctness is used in the algorithms of [Sch90, FS97].

Lastly, we should mention the recent proof of the Sensitivity Conjecture [Hua19], which is somewhat related to voting theory. The methods and result there seem interesting to explore further.

Acknowledgement. Thanks to Daniel Kane and Elchanan Mossel for helpful discussions.

REFERENCES

- [ASS02] Kenneth J. Arrow, Amartya K. Sen, and Kotaro Suzumura (eds.), *Handbook of social choice and welfare. Vol. 1*, Handbooks in Economics, vol. 19, Elsevier/North-Holland, Amsterdam, 2002. MR 3183780
- [ASS11] Kenneth J. Arrow, Amartya Sen, and Kotaro Suzumura (eds.), *Handbook of social choice and welfare. Vol. 2*, Handbooks in Economics, Elsevier/North-Holland, Amsterdam, 2011. MR 3183781
- [Ban65] John F. Banzhaf, *Weighted Voting Doesn't Work: A Mathematical Analysis*, Rutgers Law Rev. **19** (1965), 317–343.
- [BCE⁺16] Felix Brandt, Vincent Conitzer, Ulle Endriss, Jérôme Lang, and Ariel D. Procaccia (eds.), *Handbook of computational social choice*, Cambridge University Press, New York, 2016. MR 3587842
- [BKS99] Itai Benjamini, Gil Kalai, and Oded Schramm, *Noise sensitivity of boolean functions and applications to percolation*, Publications Mathématiques de l’Institut des Hautes tudes Scientifiques **90** (1999), no. 1, 5–43 (English).
- [Bou02] J. Bourgain, *On the distribution of the fourier spectrum of boolean functions*, Israel Journal of Mathematics **131** (2002), no. 1, 269–276.
- [BY75] M. L. Balinski and H. P. Young, *The quota method of apportionment*, Amer. Math. Monthly **82** (1975), no. 7, 701–730. MR 504067
- [CI19] Tobias Holck Colding and William P. Minicozzi II, *Statistical numerical approximation*, Notices Amer. Math. Soc. **66** (2019), no. 11.
- [CM11a] Tobias H. Colding and William P. Minicozzi, II, *Minimal surfaces and mean curvature flow*, Surveys in geometric analysis and relativity, Adv. Lect. Math. (ALM), vol. 20, Int. Press, Somerville, MA, 2011, pp. 73–143. MR 2906923
- [CM11b] Tobias Holck Colding and William P. Minicozzi, II, *A course in minimal surfaces*, Graduate Studies in Mathematics, vol. 121, American Mathematical Society, Providence, RI, 2011. MR 2780140
- [CM12] Tobias H. Colding and William P. Minicozzi, II, *Generic mean curvature flow I: generic singularities*, Ann. of Math. (2) **175** (2012), no. 2, 755–833. MR 2993752
- [DHK⁺10] Ilias Diakonikolas, Prahladh Harsha, Adam Klivans, Raghu Meka, Prasad Raghavendra, Rocco A. Servedio, and Li-Yang Tan, *Bounding the average sensitivity and noise sensitivity of polynomial threshold functions*, Proceedings of the Forty-second ACM Symposium on Theory of Computing (New York, NY, USA), STOC ’10, ACM, 2010, pp. 533–542.
- [FKN02] Ehud Friedgut, Gil Kalai, and Assaf Naor, *Boolean functions whose fourier transform is concentrated on the first two levels*, Advances in Applied Mathematics **29** (2002), no. 3, 427 – 437.

- [FS97] Yoav Freund and Robert E Schapire, *A decision-theoretic generalization of on-line learning and an application to boosting*, J. Comput. Syst. Sci. **55** (1997), no. 1, 119–139.
- [Har66] L.H. Harper, *Optimal numberings and isoperimetric problems on graphs*, Journal of Combinatorial Theory **1** (1966), no. 3, 385 – 393.
- [Hei17] Steven Heilman, *Symmetric convex sets with minimal Gaussian surface area*, Preprint, arXiv:1705.06643. To appear, Amer. J. Math., 2017.
- [Hei18] ———, *The structure of Gaussian minimal bubbles*, Preprint, arXiv:1805.10203, 2018.
- [Hei19] ———, *Stable Gaussian minimal bubbles*, Preprint, arXiv:1901.03934, 2019.
- [HMN16] Steven Heilman, Elchanan Mossel, and Joe Neeman, *Standard simplices and pluralities are not the most noise stable*, Israel Journal of Mathematics **213** (2016), no. 1, 33–53.
- [HMR02] Michael Hutchings, Frank Morgan, Manuel Ritoré, and Antonio Ros, *Proof of the double bubble conjecture*, Ann. of Math. (2) **155** (2002), no. 2, 459–489. MR 1906593 (2003c:53013)
- [Hua19] Hao Huang, *Induced subgraphs of hypercubes and a proof of the sensitivity conjecture*, Ann. of Math. (2) **190** (2019), no. 3, 949–955. MR 4024566
- [IM12] Marcus Isaksson and Elchanan Mossel, *Maximally stable Gaussian partitions with discrete applications*, Israel J. Math. **189** (2012), 347–396. MR 2931402
- [Kal02] Gil Kalai, *A fourier-theoretic perspective on the condorcet paradox and arrow’s theorem*, Advances in Applied Mathematics **29** (2002), no. 3, 412 – 426.
- [Kal10] Gil Kalai, *Noise sensitivity and chaos in social choice theory*, Fete of combinatorics and computer science, Bolyai Soc. Math. Stud., vol. 20, János Bolyai Math. Soc., Budapest, 2010, pp. 173–212. MR 2797965
- [Kal18] ———, *Three puzzles on mathematics, computation, and games*, Notices of the American Mathematical Society **65** (2018).
- [Kho] Subhash Khot, *Inapproximability of np-complete problems, discrete fourier analysis, and geometry*, pp. 2676–2697.
- [KKL88] Jeff Kahn, Gil Kalai, and Nathan Linial, *The influence of variables on boolean functions*, Proc. of 29th Annual IEEE Symposium on Foundations of Computer Science, 1988, pp. 68–80.
- [KKMO07] Subhash Khot, Guy Kindler, Elchanan Mossel, and Ryan O’Donnell, *Optimal inapproximability results for MAX-CUT and other 2-variable CSPs?*, SIAM J. Comput. **37** (2007), no. 1, 319–357. MR 2306295 (2008d:68035)
- [KL19] Peter Keevash and Eoin Long, *Vertex-isoperimetric stability in the hypercube*, Preprint, arXiv:1808.02572, 2019.
- [KL20] Peter Keevash and Eoin Long, *Stability for vertex isoperimetry in the cube*, J. Combin. Theory Ser. B **145** (2020), 113–144. MR 4102766
- [MN18a] Emanuel Milman and Joe Neeman, *The Gaussian double-bubble conjecture*, Preprint, arXiv:1801.09296, 2018.
- [MN18b] ———, *The Gaussian multi-bubble conjecture*, Preprint, arXiv:1805.10961, 2018.
- [MOO10] Elchanan Mossel, Ryan O’Donnell, and Krzysztof Oleszkiewicz, *Noise stability of functions with low influences: invariance and optimality*, Ann. of Math. (2) **171** (2010), no. 1, 295–341. MR 2630040 (2012a:60091)
- [Mos12] Elchanan Mossel, *A quantitative arrow theorem*, Probability Theory and Related Fields **154** (2012), no. 1, 49–88.
- [MPR13] Elchanan Mossel, Ariel D. Procaccia, and Miklós Z. Rácz, *A smooth transition from powerlessness to absolute power*, J. Artif. Int. Res. **48** (2013), no. 1, 923951.
- [MR15a] Matthew McGonagle and John Ross, *The hyperplane is the only stable, smooth solution to the isoperimetric problem in Gaussian space*, Geom. Dedicata **178** (2015), 277–296. MR 3397495
- [MR15b] Elchanan Mossel and Miklós Z. Rácz, *A quantitative Gibbard-Satterthwaite theorem without neutrality*, Combinatorica **35** (2015), no. 3, 317–387. MR 3367129
- [O’D] Ryan O’Donnell, *Social choice, computational complexity, gaussian geometry, and boolean functions*, In proceedings of the 2014 ICM.
- [O’D08] Ryan O’Donnell, *Some topics in analysis of boolean functions*, Proceedings of the 40th Annual ACM Symposium on Theory of Computing, Victoria, British Columbia, Canada, May 17-20, 2008, 2008, pp. 569–578.

- [O'D14] Ryan O'Donnell, *Analysis of Boolean functions*, Cambridge University Press, 2014.
- [Sch90] Robert E. Schapire, *The strength of weak learnability*, *Machine Learning* **5** (1990), no. 2, 197–227.
- [SS54] L. S. Shapley and Martin Shubik, *A method for evaluating the distribution of power in a committee system.*, *American Political Science Review* **48** (1954), 787–792.
- [Wic04] Wacharin Wichiramala, *Proof of the planar triple bubble conjecture*, *J. Reine Angew. Math.* **567** (2004), 1–49. MR 2038304

DEPARTMENT OF MATHEMATICS, UNIVERSITY OF SOUTHERN CALIFORNIA, LOS ANGELES, CA 90089-2532

E-mail address: `stevenmheilman@gmail.com`