

On Data Augmentation for GAN Training

Ngoc-Trung Tran, Viet-Hung Tran, Ngoc-Bao Nguyen, Trung-Kien Nguyen, Ngai-Man Cheung

Abstract—Recent successes in Generative Adversarial Networks (GAN) have affirmed the importance of using more data in GAN training. Yet it is expensive to collect data in many domains such as medical applications. Data Augmentation (DA) has been applied in these applications. In this work, we first argue that the classical DA approach could mislead the generator to learn the distribution of the augmented data, which could be different from that of the original data. We then propose a principled framework, termed Data Augmentation Optimized for GAN (DAG), to enable the use of augmented data in GAN training to improve the learning of the *original* distribution. We provide theoretical analysis to show that using our proposed DAG aligns with the original GAN in minimizing the Jensen–Shannon (JS) divergence between the *original* distribution and model distribution. Importantly, the proposed DAG effectively leverages the augmented data to improve the learning of discriminator and generator. We conduct experiments to apply DAG to different GAN models: unconditional GAN, conditional GAN, self-supervised GAN and CycleGAN using datasets of natural images and medical images. The results show that DAG achieves consistent and considerable improvements across these models. Furthermore, when DAG is used in some GAN models, the system establishes state-of-the-art Fréchet Inception Distance (FID) scores. Our code is available¹.

Index Terms—Generative Adversarial Networks, GAN, Data Augmentation, Limited Data, Conditional GAN, Self-Supervised GAN, CycleGAN

I. INTRODUCTION

GENERATIVE Adversarial Networks (GANs) [1] is an active research area of generative model learning. GAN has achieved remarkable results in various tasks, for example: image synthesis [2], [3], [4], [5], image transformation [6], [7], [8], super-resolution [9], [10], text to image [11], [12], video captioning [13], image dehazing [14], domain adaptation [15], anomaly detection [16], [17]. GAN aims to learn the underlying data distribution from a finite number of (high-dimensional) training samples. The learning is achieved by an adversarial minimax game between a generator G and a discriminator D [1]. The minimax game is: $\min_G \max_D \mathcal{V}(D, G)$,

$$\mathcal{V}(D, G) = \mathbb{E}_{\mathbf{x} \sim P_d} \log(D(\mathbf{x})) + \mathbb{E}_{\mathbf{x} \sim P_g} \log(1 - D(\mathbf{x})) \quad (1)$$

Here, $\mathcal{V}(\cdot)$ is the value function, P_d is the real data distribution of the training samples, P_g is the distribution captured by the generator (G) that maps from the prior noise $\mathbf{z} \sim P_z$ to the data sample $G(\mathbf{z}) \sim P_g$. P_z is often Uniform or Gaussian distribution. It is shown in [1] that given the optimal discriminator D^* , $\min_G \mathcal{V}(D^*, G)$ is equivalent to minimizing the Jensen-Shannon (JS) divergence $\text{JS}(P_d || P_g)$. Therefore, with more samples from P_d (e.g., with a larger training dataset),

the empirical estimation of $\text{JS}(P_d || P_g)$ can be improved while training a GAN. This has been demonstrated in recent works [18], [3], [19], where GAN benefits dramatically from more data.

However, it is widely known that data collection is an extremely expensive process in many domains, e.g. medical images. Therefore, *data augmentation*, which has been applied successfully to many deep learning-based discriminative tasks [20], [21], [22], could be considered for GAN training. In fact, some recent works (e.g. [23]) have applied label-preserving transformations (e.g. rotation, translation, etc.) to enlarge the training dataset to train a GAN.

However, second thoughts about adding transformed data to the training dataset in training GAN reveal some issues. Some transformed data could be infrequent or non-existence w.r.t. the original data distribution ($P_d(T(\mathbf{x})) \approx 0$, where $T(\mathbf{x})$ is some transformed data by a transformation T). On the other hand, augmenting the dataset may mislead the generator to learn to generate these transformed data. For example, if rotation is used for data augmentation on a dataset with category “horses”, the generator may learn to create rotated horses, which could be inappropriate in some applications. *The fundamental issue is that: with data augmentation (DA), the training dataset distribution becomes P_d^T which could be different from the distribution of the original data P_d . Following [1], it can be shown that generator learning is minimizing $\text{JS}(P_d^T || P_g)$ instead of $\text{JS}(P_d || P_g)$.*

In this work, we conduct a comprehensive study to understand the issue of applying DA for GAN training. The main challenge is to utilize the augmented dataset with distribution P_d^T to improve the learning of P_d , distribution of the original dataset. We make the following novel contributions:

- We reveal the issue that the classical way of applying DA for GAN could mislead the generator to create infrequent samples w.r.t. P_d .
- We propose a new Data Augmentation optimized for GAN (DAG) framework, to leverage augmented samples to improve the learning of GAN to capture *the original distribution*. We discuss *invertible transformation* and its JS preserving property. We discuss *discriminator regularization* via weight-sharing. We use these as principles to build our framework.
- Theoretically, we provide convergence guarantee of our framework under invertible transformations; empirically, we show that *both* invertible and non-invertible transformations can be used in our framework to achieve improvement.
- We show that our proposed DAG overcomes the issue in classical DA. When DAG is applied to some existing GAN model, we could achieve state-of-the-art performance.

¹<https://github.com/tntung/dag-gans>

II. RELATED WORKS

The standard GAN [1] connects the learning of the discriminator and the generator via the single feedback (real or fake) to find the Nash equilibrium in high-dimensional parameter space. With this feedback, the generator or discriminator may fall into ill-posed settings and get stuck at bad local minimums (i.e. mode collapse) though still satisfying the model constraints. To overcome the problems, different approaches of regularizing models have been proposed.

Lipschitzness based Approach. The most well-known approach is to constrain the discriminator to be 1-Lipschitz. Such GAN relies on methods like weight-clipping [24], gradient penalty constraints [25], [26], [27], [28], [29] and spectral norm [30]. This constraint mitigates gradient vanishing [24] and catastrophic forgetting [31]. However, this approach often suffers the divergence issues [32], [3].

Inference Models based Approach. Inference models enable to infer compact representation of samples, i.e., latent space, to regularize the learning of GAN. For example, using auto-encoder to guide the generator towards resembling realistic samples [33]; however, computing reconstruction via auto-encoder often leads to blurry artifacts. VAE/GAN [34] combines VAE [35] and GAN, which enables the generator to be regularized via VAE to mitigate mode collapse, and blur to be reduced via the feature-wise distance. ALI [36] and BiGAN [37] take advantage of the encoder to infer the latent dimensions of the data, and jointly train the data/latent samples in the GAN framework. InfoGAN [38] improves the generator learning via maximizing variational lower bound of the mutual information between the latent and its ensuing generated samples. [39], [40] used auto-encoder to regularize both learning of discriminator and generator. Infomax-GAN [41] applied contrastive learning and mutual information for GAN. It is worth-noting auto-encoder based methods [34], [39], [40], are likely good to mitigate catastrophic forgetting since the generator is regularized to resemble the real ones. The motivation is similar to EWC [42] or IS [43], except the regularization is obtained via the output. Although using feature-wise distance in auto-encoder could reconstruct sharper images, it is still challenging to produce realistic detail of textures or shapes.

Multiple Feedbacks based Approach. The learning via multiple feed-backs has been proposed. Instead of using only one discriminator or generator like standard GAN, the mixture models are proposed, such as multiple discriminators [44], [45], [46], the mixture of generators [47], [48] or an attacker applied as a new player for GAN training [49]. [50], [51], [52] train GAN with auxiliary self-supervised tasks via multi pseudo-classes [53] that enhance stability of the optimization process.

Data-Scale based Approach. Recent work [3], [19] suggests that GAN benefits from large mini-batch sizes and the larger dataset [18], [23] as many other deep learning models. Unfortunately, it is costly to obtain a large-scale collection of samples in many domains. This motivates us to study Data Augmentation as a potential solution. Concurrent with our work, [54], [55], [56] independently propose data

augmentation for training GANs very recently. Our work and all these works are based on different approaches and experiments. We recommend the readers to check out their works for more details. Here, we want to highlight that our work is fundamentally different from these concurrent works: our framework is based on theoretical JS divergence preserving of invertible transformation. Furthermore, we apply the ideas of multiple discriminators and weight sharing to design our framework. Empirically, we show that both invertible and non-invertible transformations can be used in our framework to achieve improvement especially in setups with limited data.

III. NOTATIONS

We define some notations to be used in our paper:

- \mathcal{X} denotes the original training dataset; $\mathbf{x} \in \mathcal{X}$ has the distribution P_d .
- $\mathcal{X}^T, \mathcal{X}^{T_k}$ denote the transformed datasets that are transformed by T, T_k , resp. $T(\mathbf{x}) \in \mathcal{X}^T$ has the distribution P_d^T ; $T_k(\mathbf{x}) \in \mathcal{X}^{T_k}$ has the distribution $P_d^{T_k}$. We use T_1 to denote an identity transform. Therefore, \mathcal{X}^{T_1} is the original data \mathcal{X} .
- $\mathcal{X}^{\mathcal{T}} = \mathcal{X}^{T_1} \cup \mathcal{X}^{T_2} \dots \cup \mathcal{X}^{T_K}$ denotes the augmented dataset, where $\mathcal{T} = \{T_1, T_2, \dots, T_K\}$. Sample in $\mathcal{X}^{\mathcal{T}}$ has the mixture distribution $P_d^{\mathcal{T}}$.

IV. ISSUE OF CLASSICAL DATA AUGMENTATION FOR GAN

Data Augmentation (DA) increases the size of the dataset to reduce the over-fitting and generalizes the learning of deep neural networks [20], [21], [22]. The goal is to improve the classification performance of these networks on the *original dataset*. In this work, we study whether applying DA for GAN can improve learning of the generator and modeling of the distribution P_d of the original dataset. The challenge here is to use additional *augmented data* but have to keep the learning of the *original distribution*. To understand this problem, we first investigate how the classical way of using DA (increasing diversity of \mathcal{X} via transformations \mathcal{T} and use augmented dataset $\mathcal{X}^{\mathcal{T}}$ as training data for GAN) influences the learning of GAN.

$$\mathcal{V}(D, G) = \mathbb{E}_{\mathbf{x} \sim P_d^{\mathcal{T}}} \log(D(\mathbf{x})) + \mathbb{E}_{\mathbf{x} \sim P_g} \log(1 - D(\mathbf{x})) \quad (2)$$

Toy example. We set up the toy example with the MNIST dataset for the illustration. In this experiment, we augment the original MNIST dataset (distribution P_d) with some widely-used augmentation techniques \mathcal{T} (rotation, flipping, and cropping) (Refer to Table. I for details) to obtain new dataset (distribution $P_d^{\mathcal{T}}$). Then, we train the standard GAN [1] (objectives is shown in Eq. 2) on this new dataset. We construct two datasets with two different sizes: **100%** and **25%** randomly selected MNIST samples. We denote the GAN model trained on the original dataset as **Baseline**, and GAN trained on the augmented dataset as **DA**. We evaluate models by FID scores. We train the model with 200K iterations using small DCGAN architecture similar to [25]. We compute the 10K-10K FID [57] (using a pre-trained MNIST classifier) to measure the similarity between the generator distributions and

TABLE I

THE LIST OF DA TECHNIQUES IN OUR EXPERIMENTS. ✓: INVERTIBLE, ✗: NON-INVERTIBLE. INVERTIBLE: THE ORIGINAL IMAGE CAN BE EXACTLY REVERTED BY THE INVERSE TRANSFORMATION. EACH ORIGINAL IMAGE IS TRANSFORMED INTO $K - 1$ NEW TRANSFORMED IMAGES. THE ORIGINAL IMAGE IS ONE CLASS AS THE IDENTITY TRANSFORMATION. FLIPROT = FLIPPING + ROTATION.

Methods	Invertible	Description
Rotation	✓	Rotating images with 0° , 90° , 180° and 270° degrees.
Flipping	✓	Flipping the original image with left-right, bottom-up and the combination of left-right and bottom-up.
Translation	✗	Shifting images N_t pixels in directions: up, down, left and right. Zero-pixels are padded for missing parts caused by the shifting.
Cropping	✗	Cropping at four corners with scales N_c of original size and resizing them into the same size as the original image.
FlipRot	✓	Combining flipping (left-right, bottom-up) + rotation of 90° .



Fig. 1. Generated examples of the full MNIST dataset (100%). Top row: the real samples, the generated samples of Baseline model. Bottom row: the rotated real samples and the generated samples of DA with rotation.

TABLE II
BEST FID (10K-10K) OF GAN BASELINE WITH CLASSICAL DA ON MNIST DATASET.

Data size	Baseline	Rotation	Flipping	Cropping
100%	6.8	73.1	47.3	114.4
25%	7.5	72.5	46.2	114.2

the distribution of the original dataset. For a fair comparison, we use $K = 4$ for all augmentation methods.

Some generated examples of Baseline and DA methods are visualized in Fig. 1. Top row: real samples, the generated samples of the Baseline model. Bottom row: the rotated real samples and the generated samples of DA with rotation. See more examples of DA with flipping and cropping in Fig. 10 of Appendix B in the supplementary material. We observe that the generators trained with DA methods create samples similar to the augmented distribution P_d^T . Therefore, many generated examples are out of P_d . To be precise, we measure the similarity between the generator distribution P_g and P_d with FID scores as in Table. II. The FIDs of DA methods are

much higher as compared to that of Baseline for both cases 100% and 25% of the dataset. This suggests that applying DA in the classical way would misguide the generator to learn a rather different distribution compared to that of the original data. Comparing different augmentation techniques, it makes sense that the distributions of DA with flipping and DA with cropping are most similar and different from the original distribution respectively. Training DA on small/full dataset results in FID difference for Baseline. It means there are some impacts of data size on the learning of GAN (to be discussed further). We further support these observations with the theoretical analysis in Sec. IV-A. This experiment illustrates that applying DA in a classical way for GAN could encounter an issue: infrequent samples may be generated more due to alternation in the data distribution P_d . Therefore, the classical way of applying DA may not be suitable for GAN. To apply data augmentation in GAN, the methods of applying DA need to ensure the learning of P_d . We propose a new DA framework to achieve this.

A. Theoretical Analysis on DA

Generally, let $\mathcal{T} = \{T_1, T_2, \dots, T_K\}$ be the set of augmentation techniques to apply on the original dataset. P_d is the distribution of original dataset. P_d^T is the distribution of the augmented dataset. Training GAN [1] on this new dataset, the generator is trained via minimizing the JS divergence between its distribution P_g and P_d^T as following (The proof is similar in [1]).

$$\mathcal{V}(D^*, G) = -\log(4) + 2 \cdot \text{JS}(P_d^T || P_g) \quad (3)$$

where D^* is the optimal discriminator. Assume that the optimal solution can be obtained: $P_g = P_d^T$.

V. PROPOSED METHOD

The previous section illustrates the issue of classical DA for GAN training. The challenge here is to use the augmented dataset \mathcal{X}^T to improve the learning of the distribution of original data, i.e. P_d instead of P_d^T . To address this,

- 1) We first discuss *invertible transformations* and their *invariance* for JS divergence.
- 2) We then present a simple modification of the vanilla GAN that is capable to learn P_d using *transformed* samples \mathcal{X}^{T_k} , provided that the transformation is invertible as discussed in (1).

3) Finally, we present our model which is a stack of the modified GAN in (2); we show that this model is capable to use the augmented dataset $\mathcal{X}^{\mathcal{T}}$, where $\mathcal{T} = \{T_1, T_2, \dots, T_K\}$, to improve the learning of P_d .

A. Jensen-Shannon (JS) Preserving with Invertible Transformation

Invertible mapping function [58]. Considering two distributions $p_{\mathbf{x}}(\mathbf{x})$ and $q_{\mathbf{x}}(\mathbf{x})$ in space \mathbb{X} . Let $T: \mathbb{X} \rightarrow \mathbb{Y}$ denote the differentiable and invertible (bijective) mapping function (linear or non-linear) that converts \mathbf{x} into \mathbf{y} , i.e. $\mathbf{y} = T(\mathbf{x})$. Then we have the following theorem:

Theorem 1: The Jensen-Shannon (JS) divergence between two distributions is invariant under differentiable and invertible transformation T :

$$\mathcal{V}(p_{\mathbf{x}}(\mathbf{x})||q_{\mathbf{x}}(\mathbf{x})) = \mathcal{V}(p_{\mathbf{y}}(\mathbf{y})||q_{\mathbf{y}}(\mathbf{y})) \quad (4)$$

Proof. Refer to our proof in Appendix A-A. In our case, we have $p_{\mathbf{x}}(\cdot), q_{\mathbf{x}}(\cdot), p_{\mathbf{y}}(\cdot), q_{\mathbf{y}}(\cdot)$ to be P_d, P_g, P_d^T, P_g^T resp. Thus, if an invertible transformation is used, then $\mathcal{V}(P_d||P_g) = \mathcal{V}(P_d^T||P_g^T)$. Note that, if T is non-invertible, $\mathcal{V}(P_d^T||P_g^T)$ may approximate $\mathcal{V}(P_d||P_g)$ to some extent. The detailed investigation of this situation is beyond the scope of our work. However, the take-away from this theorem is that *JS preserving can be guaranteed if invertible transformation is used.*

B. GAN Training with Transformed Samples

Motivated by this invariant property of JS divergence, we design the GAN training mechanism to utilize the transformed data, but still, preserve the learning of P_d by the generator. Figure 2 illustrates the vanilla GAN (left) and this new design (right). Compared to the vanilla GAN, the change is simple: the real and fake samples are transformed by T_k before feeding into the discriminator D_k . Importantly, generator's samples are *transformed* to imitate the transformed real samples, thus the generator is guided to learn the distribution of the original data samples in \mathcal{X} . The mini-max objective of this design is same as that of the vanilla GAN, except that now the discriminator sees the transformed real/fake samples:

$$\mathcal{V}(D_k, G) = \mathbb{E}_{\mathbf{x} \sim P_d^{T_k}} \log(D_k(\mathbf{x})) + \mathbb{E}_{\mathbf{x} \sim P_g^{T_k}} \log(1 - D_k(\mathbf{x})) \quad (5)$$

where $P_d^{T_k}, P_g^{T_k}$ be the distributions of *transformed* real and fake data samples respectively, $T_k \in \mathcal{T}$. For fixed generator G , the optimal discriminator D_k^* of $\mathcal{V}(D_k, G)$ is that in Eq. 6 (the proof follows the arguments as in [1]). With the *invertible transformation* T_k , D_k is trained to achieve exactly *the same optimal* as D :

$$\begin{aligned} D_k^*(T_k(\mathbf{x})) &= \frac{p_d^{T_k}(T_k(\mathbf{x}))}{p_d^{T_k}(T_k(\mathbf{x})) + p_g^{T_k}(T_k(\mathbf{x}))} \\ &= \frac{p_d(\mathbf{x})|\mathcal{J}^{T_k}(\mathbf{x})|^{-1}}{p_d(\mathbf{x})|\mathcal{J}^{T_k}(\mathbf{x})|^{-1} + p_g(\mathbf{x})|\mathcal{J}^{T_k}(\mathbf{x})|^{-1}} \quad (6) \\ &= \frac{p_d(\mathbf{x})}{p_d(\mathbf{x}) + p_g(\mathbf{x})} = D^*(\mathbf{x}) \end{aligned}$$

where $|\mathcal{J}^{T_k}(\mathbf{x})|$ is the determinant of Jacobian matrix of T_k . Given optimal D_k^* , training generator with these transformed samples is equivalent to minimizing JS divergence between $P_d^{T_k}$ and $P_g^{T_k}$:

$$\mathcal{V}(D_k^*, G) = -\log(4) + 2 \cdot \mathcal{V}(P_d^{T_k}||P_g^{T_k}) \quad (7)$$

Furthermore, if an invertible transformation is chosen for T_k , then $\mathcal{V}(D_k^*, G) = -\log(4) + 2 \cdot \mathcal{V}(P_d||P_g)$ (using Theorem 1). Therefore, this mechanism guarantees the generator to learn to create the original samples, not transformed samples. The convergence of GAN with transformed samples has the same JS divergence as the original GAN if the transformation T_k is invertible. Note that, this design has no advantage over the original GAN: it performs the same as the original GAN. However, we explore a design to stack them together to utilize augmented samples with multiple transformations. This will be discussed next.

C. Data Augmentation Optimized for GAN

Improved DA (IDA). Building on the design of the previous section, we make the first attempt to leverage the augmented samples for GAN training as shown in Fig. 3a, termed Improved DA (IDA). Specifically, we transform fake and real samples with $\{T_k\}$ and feed the mixture of those transformed real/fake samples as inputs to train a *single* discriminator D (recall that T_1 denotes the identity transform). Training the discriminator (regarded as a binary classifier) using augmented samples tends to improve generalization of discriminator learning: i.e., by increasing feature invariance (regarding real vs. fake) to specific transformations, and penalizing model complexity via a regularization term based on the variance of the augmented forms [59]. Improving feature representation learning is important to improve the performance of GAN [60], [50]. However, although IDA can benefit from invertible transformation as in Section V-B, training all samples with a *single* discriminator *does not* preserve JS divergence of original GAN (Refer to Theorem 2 of Appendix A for proofs). IDA is our first attempt to use augmented data to improve GAN training. Since it is not JS preserving, it does not guarantee the convergence of GAN. We state the issue of IDA in Theorem 2.

Theorem 2: Considering two distributions p, q : $p = \sum_{m=1}^K w_m p^m$ and $q = \sum_{m=1}^K w_m q^m$, where $\sum_{m=1}^K w_m = 1$. If distributions p^m and q^m are distributions of p^0 and q^0 transformed by invertible transformations T_m respectively, we have:

$$\mathcal{V}(p||q) \leq \mathcal{V}(p^0||q^0) \quad (8)$$

Proofs. From Theorem 1 of invertible transformation T_m , we have $\mathcal{V}(p^0||q^0) = \mathcal{V}(p^m||q^m)$. Substituting this into the Lemma 2 (in Appendix): $\mathcal{V}(p||q) \leq \sum_{m=1}^K w_m \mathcal{V}(p^0||q^0) = (\sum_{m=1}^K w_m) \mathcal{V}(p^0||q^0) = \mathcal{V}(p^0||q^0)$. It concludes the proof.

In our case, we assume that p, q are mixtures of distributions that are inputs of IDA method (discussed in Section V-C)

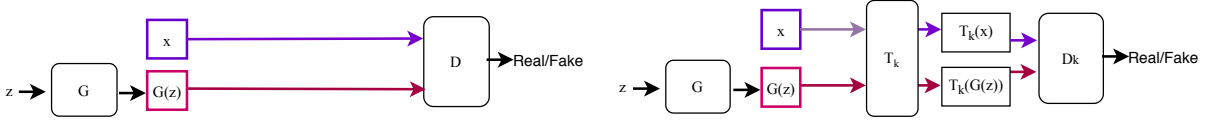


Fig. 2. The original (vanilla) GAN model (left) and our design to train GAN with transformed data (right).

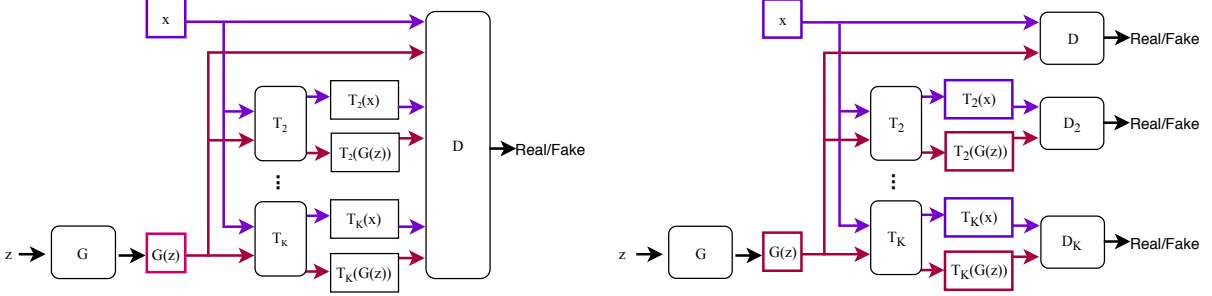


Fig. 3. (a) IDA model with single discriminator (b) Our final proposed model (DAG) with multiple discriminators D_k . In these models, both real samples (violet paths) and fake samples (red paths) are used to train discriminators. Only fake samples (red paths) are used to train the generator.

and $p^0 = P_d$, $q^0 = P_g$. In fact, the mixture of transformed samples has the form of distributions as discussed in Theorem 2 (Refer to Lemma 1 in Appendix). According to Theorem 2, IDA method is minimizing the lower-bound of JS divergence instead of the exact divergence of $\text{JS}(P_d||P_g)$. Due to this issue, although using more augmented samples, but IDA (FID = 29.7) does not out-perform the Baseline (FID = 29.6) (Refer to Table III in Section VI).

Data Augmentation optimized for GAN (DAG). In what follows, we discuss another proposed framework to overcome the above problem. The proposed Data Augmentation optimized for GAN (DAG) aims to utilize an augmented dataset \mathcal{X}^T with samples transformed by $\mathcal{T} = \{T_1, T_2, \dots, T_K\}$ to improve learning of the distribution of *original data* (Fig. 3b). DAG takes advantage of the different transformed samples by using different discriminators $D, \{D_k\} = \{D_2, D_3, \dots, D_K\}$. The discriminator D_k is trained on samples *transformed* by T_k .

$$\max_{D, \{D_k\}} \mathcal{V}(D, \{D_k\}, G) = \mathcal{V}(D, G) + \frac{\lambda_u}{K-1} \sum_{k=2}^K \mathcal{V}(D_k, G) \quad (9)$$

We form our discriminator objective by augmenting the original GAN discriminator objective $\mathcal{V}(D, G)$ with $\mathcal{V}(\{D_k\}, G) = \sum_{k=2}^K \mathcal{V}(D_k, G)$, see Eq. 9. Each objective $\mathcal{V}(D_k, G)$ is given by Eq. 5, i.e., similar to original GAN objective [1] except that the inputs to discriminator are now transformed, as discussed previously. D_k is trained to distinguish transformed real samples vs. transformed fake samples (both transformed by same T_k).

$$\min_G \mathcal{V}(D, \{D_k\}, G) = \mathcal{V}(D, G) + \frac{\lambda_v}{K-1} \sum_{k=2}^K \mathcal{V}(D_k, G) \quad (10)$$

Our generator objective is shown in Eq. 10. The generator G learns to create samples to fool the discriminators D and

$\{D_k\}$ *simultaneously*. The generator takes the random noise \mathbf{z} as input and maps into $G(\mathbf{z})$ to confuse D as in standard GAN. It is important as we want the generator to generate only original images, not transformed images. Then, $G(\mathbf{z})$ is transformed by T_k to confuse D_k in the corresponding task $\mathcal{V}(D_k, G)$. Here, $\mathcal{V}(\{D_k\}, G) = \sum_{k=2}^K \mathcal{V}(D_k, G)$. When leveraging the transformed samples, the generator receives K feed-back signals to learn and improve itself in the adversarial mini-max game. If the generator wants its created samples to look realistic, the transformed counterparts need to look realistic also. The feedbacks are computed from not only $\text{JS}(P_d||P_g)$ of the original samples but also $\text{JS}(P_d^{T_k}||P_g^{T_k})$ of the transformed samples as discussed in the next section. In Eq. 9 and 10, λ_u and λ_v are constants.

1) *Analysis on JS preserving:* The invertible transformations ensure no discrepancy in the optimal convergence of discriminators, i.e., D_k are trained to achieve *the same optimal* as D : $D_k^*(T_k(\mathbf{x})) = D^*(\mathbf{x}), \forall k$ (Refer to Eq. 6). Given these optimal discriminators $\{D_k^*\}$ at equilibrium point. For generator learning, minimizing $\mathcal{V}(\{D_k\}, G)$ in Eq. 10 is equivalent to minimizing Eq. 11:

$$\mathcal{V}(\{D_k^*\}, G) = \text{const} + 2 \sum_{k=2}^K \text{JS}(P_d^{T_k} || P_g^{T_k}) \quad (11)$$

Furthermore, if all T_k are invertible, the r.h.s. of Eq. 11 becomes: $\text{const} + 2(K-1) \cdot \text{JS}(P_d||P_g)$. In this case, the convergence of GAN is guaranteed. In this attempt, $D, \{D_k\}$ do not have any shared weights. Refer to Table III in Section VI: when we use multiple discriminators $D, \{D_k\}$ to handle transformed samples by $\{T_k\}$ respectively, the performance is slightly improved to FID = 28.6 (“None” DAG) from Baseline (FID = 29.6). This verifies the advantage of JS preserving of our model in generator learning. To further improve the design, we propose to apply weight sharing for $D, \{D_k\}$, so that we can take advantage of data augmentation, i.e. via improving feature representation learning of discriminators.

2) *Discriminator regularization via weight sharing*: We propose to regularize the learning of discriminators by enforcing weights sharing between them. Like IDA, *discriminator gets benefit from the data augmentation to improve the representation learning of discriminator and furthermore, the model preserves the same JS objective to ensure the convergence of the original GAN*. Note that the number of shared layers between discriminators does not influence the JS preserving property in our DAG (the same proofs about JS as in Section V-B). The effect of number of shared layers will be examined via experiments (i.e., in Table III in Section VI). Here, we highlight that with discriminator regularization (on top of JS preserving), the performance is substantially improved. In practical implementation, $D, \{D_k\}$ shared all layers except the last layers to implement different heads for different outputs. See Table III in Section VI for more details.

In this work, we focus on invertible transformation in image domains. In the image domain, the transformation is invertible if its transformed sample can be reverted to the exact original image. For example, some popular affine transformations in image domain are rotation, flipping or fliprot (flipping + rotation), etc.; However, empirically, we find out that our DAG framework works favorably with most of the augmentation techniques (even non-invertible transformation) i.e., cropping and translation. However, if the transformation is invertible, the convergence property of GAN is theoretically guaranteed. Table I represents some examples of invertible and non-invertible transformations that we study in this work.

The usage of DAG outperforms the baseline GAN models (refer to Section VI-B for details). Our DAG framework can apply to various GAN models: unconditional GAN, conditional GAN, self-supervised GAN, CycleGAN. Specifically, the same ideas can be applied: train the discriminator with transformed real/fake samples as inputs; train the generator with transformed fake samples to learn P_d ; stack such modified models and apply weight sharing to leverage different transformed samples. We select one state-of-the-art GAN system recently published [52] and apply DAG. We refer to this as our best GAN system; this system advances state-of-the-art performance on benchmark datasets, as will be discussed next.

3) *Difference from existing works with multiple discriminators*: We highlight the difference between our work and existing works that also uses multiple discriminators [44], [45], [46]: i) we use augmented data to train multiple discriminators, ii) we propose the DAG architecture with invertible transformations that preserve the JS divergence as the original GAN. Furthermore, our DAG is simple to implement on top of any GAN models and potentially has no limits of augmentation techniques or number discriminators to some extent. Empirically, the more augmented data DAG uses (adhesive to the higher number of discriminators), the better FID scores it gets.

VI. EXPERIMENTS

We first conduct the ablation study on DAG, then investigate the influence of DAG across various augmentation techniques on two state-of-the-art baseline models: Dist-GAN [39] for unconditional GAN and SS-GAN [50] for self-supervised

GAN. Then, we introduce our best system by making use of DAG on top of a recent GAN system to compare to the state of the art.

Model training. We use batch size of 64 and the latent dimension of $d_z = 128$ in most of our experiments (except in Stacked MNIST dataset, we have to follow the latent dimension as in [61]). We train models using Adam optimizer with learning rate $lr = 2 \times 10^{-4}$, $\beta_1 = 0.5$, $\beta_2 = 0.9$ for DCGAN backbone [62] and $\beta_1 = 0.0$, $\beta_2 = 0.9$ for Residual Network (ResNet) backbone [25]. We use linear decay over 300K iterations for ResNet backbone as in [25]. We use our best parameters: $\lambda_u = 0.2$, $\lambda_v = 0.2$ for SS-GAN and $\lambda_u = 0.2$, $\lambda_v = 0.02$ for Dist-GAN. We follow [50] to train the discriminator with two critics to obtain the best performance for SS-GAN baseline. For fairness, we implement DAG with $K = 4$ branches for all augmentation techniques, and the number of samples in each training batch are equal for DA and DAG. In our implementation, $N_t = 5$ pixels for translation and the cropping scale $N_c = 0.75$ for cropping (Table I).

Evaluation. We perform extensive experiments on datasets: CIFAR-10, STL-10, and Stacked MNIST. We measure the diversity/quality of generated samples via FID [57] for CIFAR-10 and SLT-10. FID is computed with 10K real samples and 5K generated samples as in [30] if not precisely mentioned. We report the best FID attained in 300K iterations as in [63], [64], [39], [65]. In FID figures, The horizontal axis is the number of training iterations, and the vertical axis is the FID score. We report the number of modes covered (#modes) and the KL divergence score on Stacked MNIST similar to [61].

A. Ablation study

We conduct the experiments to verify the importance of discriminator regularization, and JS preserving our proposed DAG. In this study, we mainly use Dist-GAN and SS-GAN as baselines and train on full (100%) CIFAR-10 dataset. For DAG, we use $K = 4$ rotations. As the study requires expensive computation, we prefer the small DC-GAN network (Refer to Appendix C for details). The network backbone has four conv-layers and 1 fully-connect (FC) layer.

1) *The impacts of discriminator regularization*: We validate the importance of discriminator regularization (via shared weights) in DAG. We compare four variants of DAG: i) discriminators share no layers (None), ii) discriminators share a half number of conv-layers (Half), which is two conv-layers in current model, iii) discriminators share all layers (All), iv) discriminators share all layers but FC (All but heads). Note that the number of shared layers counts from the first layer of the discriminator network in this study. As shown in Table III, comparing to Baseline, DA, and IDA, we can see the impacts of shared weights in our DAG. *This verifies the importance of discriminator regularization in DAG*. In this experiment, two settings: “Half” and “All but heads”, achieve almost similar performance, but the latter is more memory-efficient, cheap and consistent to implement in any network configurations. Therefore, we choose “All but heads” for our DAG setting for the next experiments. Dist-GAN is the baseline for this experiment.

TABLE III

THE ABLATION STUDY ON DISCRIMINATOR REGULARIZATION VIA THE NUMBER OF SHARED LAYERS (COUNTS FROM THE FIRST LAYER) IN OUR DAG MODEL. "NONE": SHARING NO LAYERS AT ALL. "HALF": SHARING A HALF NUMBER OF LAYERS OF THE NETWORK. "ALL BUT HEADS": SHARING ALL CONVOLUTIONAL LAYERS BUT DIFFERENT FC LAYERS. "ALL": SHARING ALL LAYERS. BASELINE: DIST-GAN.

Shared layers	None	Half	All but heads	All	Baseline	DA	IDA
FID	28.6	23.9	23.7	26.0	29.6	49.0	29.7

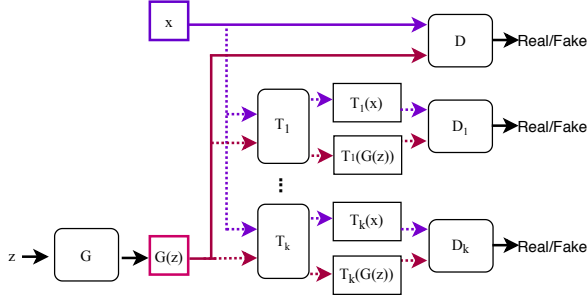


Fig. 4. The modified models with K branches from DAG: $k = 2, \dots, K$ without data augmentation in generator learning (represented by dot lines – note that these are used in training D_k).

2) *The importance of JS preserving and the role of transformations in generator learning of DAG:* First, we compare our DAG to IDA (see Table III). The results suggest that IDA is not as good as DAG, which means that when JS divergence is not preserved (i.e., minimizing lower-bounds in the case of IDA), the performance is degraded. Second, when training the generator, we remove branches T_k , i.e. in generator training, no augmented sample is used (Fig. 4). We use DAG models with rotation as the baselines and others are kept exactly the same as DAG. Substantial degradation occurs as shown in Table IV. This confirms the significance of augmented samples in generator learning.

3) *The importance of data augmentation in our DAG:*

Tables V and VI represent the additional results of other DAG methods comparing to the multiple discriminators (MD) variant. MD is exactly the same as DAG as in Fig. 3b, except that all the transformations T_k are removed, i.e. MD does not apply augmented data. We use $K = 4$ branches for all DAG methods. The experiments are with two baseline models: DistGAN and SSGAN. We train DistGAN + MD and SS-GAN + MD on full (100%) CIFAR-10 dataset. Using MD indeed slightly improves the performance of Baseline, but the performance is substantially improved further as adding any augmentation technique (DAG). *This study verifies the importance of augmentation techniques and our DAG in the improvement of GAN baseline models.* We use small DCGAN (Appendix C) for this experiment.

4) *The ablation study on the number of branches K of DAG:*

We conduct the ablation study on the number of branches K in our DAG, we note that using large K is adhesive to combine more augmentations since each augmentation has the limit number of invertible transformations in practice, i.e. 4 for rotations (Table I). The Dist-GAN + DAG model is used for this study. In general, we observe that the larger K is (by simply combining with other augmentations on top of the

current ones), the better FID scores DAG gets as shown in Table VII. However, there is a trade-off between the accuracy and processing time as increasing the number of branches K . (Refer to more details about the training time in Section VI-E). We use small DCGAN (Appendix C) for this experiment.

B. Data Augmentation optimized for GAN

In this study, experiments are conducted mainly on the CIFAR-10 dataset. We use small DC-GAN architecture (Refer to Appendix C for details) to this study. We choose two state-of-the-art models: SS-GAN [50], Dist-GAN [39] as the baseline models. The common augmentation techniques in Table. I are used in the experiment. In addition to the full dataset (100%) of the CIFAR-10 dataset, we construct the subset with 25% of CIFAR-10 dataset (randomly selected) as another dataset for our experiments. This small dataset is to investigate how the models address the problem of limited data. We compare **DAG** to **DA** and **Baseline**. **DA** is the classical way of applying GAN on the augmented dataset (similar to Section IV of our toy example) and **Baseline** is training GAN models on the original dataset. Fig. 5 and Fig. 6 present the results on the full dataset (100%) and 25% of datasets respectively. Figures in the first row are with the SS-GAN, and figures in the second row are with the Dist-GAN. SS-GAN often diverges at about 100K iterations; therefore, we report its best FID within 100K. We summarize the best FID of these figures into Tables VIII.

First, we observe that applying DA for GAN does not support GAN to learn P_d better than Baseline, despite few exceptions with SS-GAN on the 25% dataset. Mostly, the distribution learned with DA is too different from the original one; therefore, the FIDs are often higher than those of the Baselines. In contrast, DAG improves the two Baseline models substantially with all augmentation techniques on both datasets.

Second, all of the augmentation techniques used with DAG improve both SS-GAN and Dist-GAN on two datasets. For 100% dataset, the best improvement is with the Fliprot. For the 25% dataset, Fliprot is competitive compared to other techniques. It is consistent with our theoretical analysis, and invertible methods such as Fliprot can provide consistent improvements. Note that, although cropping is non-invertible, utilizing this technique in our DAG still enables reasonable improvements from the Baseline. *This result further corroborates the effectiveness of our proposed framework using a range of data augmentation techniques, even non-invertible ones.*

Third, GAN becomes more fragile when training with fewer data, i.e., 25% of the dataset. Specifically, on the full dataset GAN models converge stably, on the small dataset they both

TABLE IV
FID OF DISTGAN + DAG (ROTATION) AND SS-GAN + DAG (ROTATION) WITH AND WITHOUT AUGMENTED SAMPLES IN GENERATOR LEARNING. “-G”:
NO AUGMENTED SAMPLES IN G LEARNING.

Methods	DistGAN+DAG	DistGAN+DAG (-G)	SSGAN+DAG	SSGAN+DAG (-G)
FID	23.7	30.1	25.2	31.5

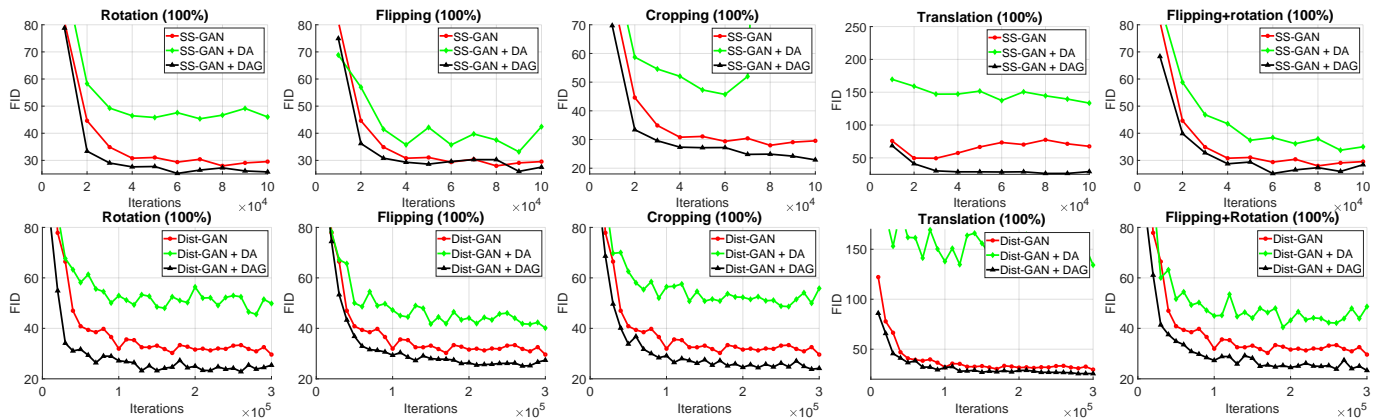


Fig. 5. Comparing DA and our proposed DAG with SS-GAN [50] (first row) and Dist-GAN [39] (second row) baselines on full dataset (100%). Left to right columns: rotation, flipping, cropping, translation, and flipping+rotation. The horizontal axis is the number of training iterations, and the vertical axis is the FID score.

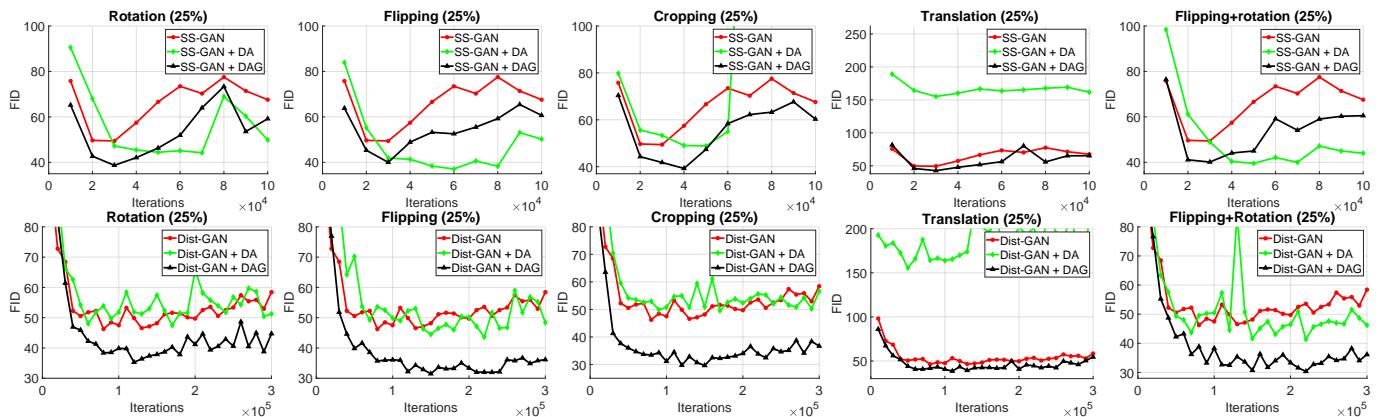


Fig. 6. Comparing DA and our proposed DAG with SS-GAN [50] (first row) and Dist-GAN [39] (second row) baselines on 25% of dataset. Left to right columns: rotation, flipping, cropping, translation, and flipping+rotation. The horizontal axis is the number of training iterations, and the vertical axis is the FID score.

TABLE V
FID OF DISTGAN + MD COMPARED WITH DISTGAN BASELINE AND OUR DISTGAN + DAG METHODS.

Methods	FID
DistGAN	29.6
DistGAN + MD	27.8
DistGAN + DAG (rotation)	23.7
DistGAN + DAG (flipping)	25.0
DistGAN + DAG (cropping)	24.2
DistGAN + DAG (translation)	25.5
DistGAN + DAG (flipping+rotation)	23.3

TABLE VI
FID OF SSGAN + MD COMPARED WITH SSGAN BASELINE AND OUR SSGAN + DAG METHODS.

Methods	FID
SSGAN	28.0
SSGAN + MD	27.2
SSGAN + DAG (rotation)	25.2
SSGAN + DAG (flipping)	25.9
SSGAN + DAG (cropping)	23.9
SSGAN + DAG (translation)	26.3
SSGAN + DAG (flipping+rotation)	25.2

suffer divergence and mode collapse problems, especially SS-GAN. This is consistent with recent observations [18], [3], [19], [23]: the more data GAN model trains on, the higher quality it can achieve. In the case of limited data, the performance gap between DAG versus DA and Baseline is

even larger. Encouragingly, with only 25% of the dataset, Dist-GAN + DAG with FlipRot still achieves similar FID scores as that of Baseline trained on the full dataset. DAG brings more significant improvements with Dist-GAN over SS-GAN. Therefore, we use Dist-GAN as the baseline in comparison

TABLE VII
THE ABLATION STUDY ON THE NUMBER OF BRANCHES K IN OUR DAG MODEL. WE USE DIST-GAN + DAG AS THE BASELINE FOR THIS STUDY.

Number of branches	FID
$K = 4$ (1 identity + 3 rotations)	23.7
$K = 7$ (1 identity + 3 rotations + 3 flippings)	23.1
$K = 10$ (1 identity + 3 rotations + 3 flippings + 3 croppings)	22.4

with state of the art in the next section.

We also test our best version with limited data (10% dataset). Our best DAG ($K = 10$, see Table VII) archives FID (=30.5) which is much better than baseline (=54.6) and comparable to the baseline on 100% dataset (=29.6) in Table. VIII.

C. Comparison to state-of-the-art GAN

1) *Self-supervised GAN + our proposed DAG*: In this section, we apply DAG (FlipRot augmentation) to SS-DistGAN [52], a self-supervised extension of DistGAN. We indicate this combination (SS-DistGAN + DAG) with FlipRot as our best system to compare to state-of-the-art methods. We also report (SS-DistGAN + DAG) with rotation to compare with previous works [50], [52] for fairness. We highlight the main results as follows.

We report our performance on natural images datasets: CIFAR-10, STL-10 (resized into 48×48 as in [30]). We investigate the performance of our best system. We use ResNet [25], [30] (refer to Appendix C) with “hinge” loss as it attains better performance than standard “log” loss [30]. We compare our proposed method to other state-of-the-art unconditional and conditional GANs. We emphasize that our proposed method is unconditional and does not use any labels.

Main results are shown in Table IX. The best FID attained in 300K iterations are reported as in [63], [64], [39], [65]. The ResNet is used for the comparison. We report our best system (SS-DistGAN + DAG) with Rotation and FlipRot. The improved performance over state-of-the-art GAN confirms the effectiveness of our proposed system.

In addition, in Table IX, we also compare our FID to those of SAGAN [32] and BigGAN [3] (the current state-of-the-art conditional GANs). We perform the experiments under the same conditions using ResNet backbone on the CIFAR-10 dataset. The FID of SAGAN is extracted from [52]. For BigGAN, we extract the best FID from the original paper. Although our method does not use labeled data, our best FID approaches these state-of-the-art conditional GANs which use labeled data. Our system SS-DistGAN + DAG combines self-supervision as in [52] and optimized data augmentation to achieve outstanding performance. Generated images using our system can be found in Figures 7 of Appendix B.

2) *Conditional GAN + our proposed DAG*: We demonstrate that our DAG can also improve the state-of-the-art conditional GAN model, BigGAN [3]. For this experiment, we apply rotations (0, 90, 180, 270 degrees) as transformations, and the model is trained with 60K iterations on limited datasets of CIFAR-10 (10%, 20%), CIFAR-100 (10%, 20%), and

ImageNet (25%). As shown in Table X, when DAG is applied to BigGAN, it can boost the performance of BigGAN considerably on these limited-size datasets. These experimental results for comparison were obtained with a single Titan RTX GPU with a batch size of 50.

3) *Image-image translation + our proposed DAG*: In this experiment, we apply DAG to CycleGAN [7], a GAN method for image-image translation. We use the public Pytorch code² for our experiments. We follow the evaluation on Per-pixel accuracy, Per-class accuracy, and Class IOU as in [7] on the Cityscapes dataset. Table XI shows that CycleGAN + DAG achieves significantly better performance than the baseline for all three scores following the same setup. Note that we use DAG with only four rotations. We believe using more transformations will achieve more improvement. Note that (*) means the results reported in the original paper. The others are produced by the publicly available Pytorch code. The more detail implementation can be found in Appendix A-B2.

4) *Mode collapse on Stacked MNIST*: We evaluate the stability of SS-DistGAN + DAG and the diversity of its generator on Stacked MNIST [61]. Each image of this dataset is synthesized by stacking any three random MNIST digits. We follow the same setup with tiny architectures $K = \{\frac{1}{2}, \frac{1}{4}\}$ and evaluation protocol of [61]. K indicates the size of the discriminator relative to the generator. We measure the quality of methods by the number of covered modes (higher is better) and KL divergence (lower is better) [61]. For this dataset, we report for our performance and compare to previous works as in Table. XII. The numbers show our proposed system outperforms the state of the art for both metrics. The results are computed from eight runs with the best parameters obtained via the same parameter as previous experiments.

D. Medical images with limited data

We verify the effectiveness of our DAG on medical images with a limited number of samples. The experiment is conducted using the IXI dataset³, a public MRI dataset. In particular, we employ the T1 images of the HH subset (MRI of the brain). We extract two subsets: (i) 1000 images from 125 random subjects (8 slices per subject) (ii) 5024 images from 157 random subjects (32 slices per subject). All images are scaled to 64x64 pixels. We use DistGAN baseline with DCGAN architecture [62], DAG with 90-rotation, and report the best FID scores. The results in Table XIII suggest that DAG improves the FID score of the baseline substantially and is much better than the baseline on the limited data.

E. Training time comparison

Our GAN models are implemented with the Tensorflow deep learning framework [68]. We measure the training time of DAG ($K=4$ branches) on our machine: Ubuntu 18.04, CPU Core i9, RAM 32GB, GPU GTX 1080Ti. We use DCGAN baseline (in Section VI-B) for the measurement. We compare models before and after incorporating DAG with SS-GAN and

²<https://github.com/junyanz/pytorch-CycleGAN-and-pix2pix>

³<https://brain-development.org/ixi-dataset/>

TABLE VIII

BEST FID OF SS-GAN (ABOVE) AND DIST-GAN (BELOW) BASELINE, DA AND DAG METHODS ON THE CIFAR-10 DATASET. FLIPROT = FLIPPING + ROTATION. WE USE K = 4 FOR ALL EXPERIMENTS (INCLUDING FLIPROT) AS DISCUSSED IN TABLE I FOR A FAIR COMPARISON.

Data size	Baseline	Rotation		Flipping		Cropping		Translation		FlipRot	
		DA	DAG	DA	DAG	DA	DAG	DA	DAG	DA	DAG
100%	28.0	31.8	25.2	33.0	25.9	45.7	23.9	122.6	26.3	31.7	25.2
25%	49.4	39.6	38.7	37.1	40.0	48.8	39.2	157.3	42.7	36.4	40.1
100%	29.6	49.0	23.7	40.1	25.0	55.3	24.2	134.6	25.5	42.1	23.3
25%	46.2	47.4	35.2	44.4	31.4	60.6	30.6	163.8	38.5	41.4	30.3




Fig. 7. Real (left) and generated (right) examples by our best system on CIFAR-10 (two first columns) and STL-10 (two last columns).

TABLE IX

FID SCORES WITH RESNET [30] ON CIFAR-10 AND STL-10 DATASETS. THE FID SCORES ARE EXTRACTED FROM THE RESPECTIVE PAPERS WHEN AVAILABLE. ‘*’: 10K-10K FID IS COMPUTED AS IN [50]. ‘+’: 50K-50K FID IS COMPUTED. ALL COMPARED GANS ARE UNCONDITIONAL, EXCEPT SAGAN AND BIGGAN. **R**: ROTATION AND **F+R**: FLIPROT.

Methods	CIFAR-10	STL-10	CIFAR-10*
SN-GAN [30]	21.70 ± .21	40.10 ± .50	19.73
SS-GAN [50]	-	-	15.65
DistGAN [39]	17.61 ± .30	28.50 ± .49	13.01
GN-GAN [40]	16.47 ± .28	-	-
MMD GAN+ [66]	-	37.63+	16.21+
Auto-GAN+ [67]	-	31.01+	12.42+
MS-DistGAN [52]	13.90 ± .22	27.10 ± .34	11.40
SAGAN [32] (cond.)	13.4	-	-
BigGAN [3] (cond.)	14.73	-	-
Ours (R)	13.72 ± .15	25.69 ± .15	11.35
Ours (F+R)	13.20 ± .19	25.56 ± .15	10.89

Dist-GAN. SS-GAN: 0.14 (s) per iteration. DistGAN: 0.11 (s) per iteration. After incorporating DAG, we have these training times: SS-GAN + DAG: 0.30 (s) per iteration and DistGAN-DAG: 0.23 (s) per iteration. The computation time is about 2× higher with adding DAG (K = 4) and about 5× higher with adding DAG (K = 10). Because of that, we propose to use K = 4 for most of the experiments which have a better trade-off between the FID scores and processing time and also is fair to compare to other methods. With K = 4, although the processing 2× longer, DAG helps achieve good quality image generation, e.g. 25% dataset + DAG has the same performance as 100% dataset training, see our results of Dist-GAN + DAG with flipping+rotation. For most experiments in Section VI-B, we train our models on 8 cores of TPU v3 to speed up the training.

VII. CONCLUSION

We propose a Data Augmentation optimized GAN (DAG) framework to improve GAN learning to capture the distribution of the original dataset. Our DAG can leverage the various data augmentation techniques to improve the learning stability of the discriminator and generator. We provide theoretical and empirical analysis to show that our DAG preserves the Jensen-Shannon (JS) divergence of original GAN with invertible transformations. Our theoretical and empirical analyses support the improved convergence of our design. Our proposed model can be easily incorporated into existing GAN models. Experimental results suggest that they help boost the performance of baselines implemented with various network architectures on the CIFAR-10, STL-10, and Stacked-MNIST datasets. The best version of our proposed method establishes state-of-the-art FID scores on all these benchmark datasets. Our method is applicable to address the limited data issue for GAN in many applications, e.g. medical applications.

REFERENCES

- [1] I. Goodfellow, J. Pouget-Abadie, M. Mirza, B. Xu, D. Warde-Farley, S. Ozair, A. Courville, and Y. Bengio, “Generative adversarial nets,” in *NIPS*, 2014, pp. 2672–2680.
- [2] T. Karras, T. Aila, S. Laine, and J. Lehtinen, “Progressive growing of gans for improved quality, stability, and variation,” *arXiv preprint arXiv:1710.10196*, 2017.
- [3] A. Brock, J. Donahue, and K. Simonyan, “Large scale gan training for high fidelity natural image synthesis,” *arXiv preprint arXiv:1809.11096*, 2018.
- [4] T. Karras, S. Laine, and T. Aila, “A style-based generator architecture for generative adversarial networks,” in *CVPR*, 2019.
- [5] B. Yu, L. Zhou, L. Wang, Y. Shi, J. Fripp, and P. Bourgeat, “Ea-gans: edge-aware generative adversarial networks for cross-modality mr image synthesis,” *IEEE transactions on medical imaging*, vol. 38, no. 7, pp. 1750–1762, 2019.
- [6] P. Isola, J.-Y. Zhu, T. Zhou, and A. A. Efros, “Image-to-image translation with conditional adversarial networks,” *CVPR*, 2017.

TABLE X

THE IS AND FID SCORES OF BIGGAN AND BIGGAN + DAG ON CIFAR-10, CIFAR-100, AND IMAGENET 128 × 128 WITH LIMITED DATA (10%, 20%, AND 25% OF ORIGINAL DATASETS). THE AUGMENTATIONS OF DAG USED IN THIS EXPERIMENT ARE FOUR ROTATIONS.

Dataset	CIFAR-10 (20%)		CIFAR-10 (10%)		CIFAR-100 (20%)		CIFAR-100 (10%)		ImageNet (25%)	
	IS	FID	IS	FID	IS	FID	IS	FID	IS	FID
BigGAN	8.51	22.3	7.03	48.3	8.78	32.25	6.71	68.54	17.65	37.63
BigGAN + DAG	8.98	17.6	7.87	36.9	9.76	26.51	7.50	51.14	19.09	33.52

TABLE XI

FCN-SCORES FOR DIFFERENT METHODS, EVALUATED ON CITYSCAPES LABELS → PHOTO. WE FOLLOW THE EXACT SETUP AS IN CYCLEGAN [7]. FOR ALL THREE SCORES, THE HIGHER IS BETTER. THE AUGMENTATIONS OF DAG IN THIS EXPERIMENT ARE FOUR ROTATIONS. (*): THE RESULTS REPORTED IN THE ORIGINAL PAPER. THE OTHERS ARE REPRODUCED BY THE PYTORCH CODE.

Method	Per-pixel acc.	Per-class acc.	Class IOU
CycleGAN(*)	0.52	0.17	0.11
CycleGAN	0.21	0.06	0.02
CycleGAN + DAG	0.59	0.19	0.15

TABLE XII

COMPARING TO STATE-OF-THE-ART METHODS: UNROLLED GAN [61], WGAN-GP [25], DIST-GAN [39], PRO-GAN [2], MS-DISTGAN [52] ON STACKED MNIST WITH TINY $K=\frac{1}{4}$ AND $K=\frac{1}{2}$ ARCHITECTURES [61]. **R**: ROTATION AND **F+R**: FLIPROT.

Methods	$K=\frac{1}{4}$		$K=\frac{1}{2}$	
	#modes	KL	#modes	KL
[61]	372.2 ± 20.7	4.66 ± 0.46	817.4 ± 39.9	1.43 ± 0.12
[25]	640.1 ± 136.3	1.97 ± 0.70	772.4 ± 146.5	1.35 ± 0.55
[39]	859.5 ± 68.7	1.04 ± 0.29	917.9 ± 69.6	1.06 ± 0.23
[2]	859.5 ± 36.2	1.05 ± 0.09	919.8 ± 35.1	0.82 ± 0.13
[52]	926.7 ± 32.65	0.78 ± 0.13	976.0 ± 10.0	0.52 ± 0.07
Ours (R)	947.4 ± 36.3	0.68 ± 0.14	983.7 ± 9.7	0.42 ± 0.11
Ours (F+R)	972.9 ± 19.0	0.57 ± 0.12	981.5 ± 15.2	0.49 ± 0.15

- [7] J.-Y. Zhu, T. Park, P. Isola, and A. A. Efros, “Unpaired image-to-image translation using cycle-consistent adversarial networks,” in *ICCV*, 2017.
- [8] C. Wang, C. Xu, C. Wang, and D. Tao, “Perceptual adversarial networks for image-to-image transformation,” *IEEE Transactions on Image Processing*, vol. 27, no. 8, pp. 4066–4079, 2018.
- [9] C. Ledig, L. Theis, F. Huszar, J. Caballero, A. Cunningham, A. Acosta, A. Aitken, A. Tejani, J. Totz, Z. Wang *et al.*, “Photo-realistic single image super-resolution using a generative adversarial network,” in *CVPR*, 2017.
- [10] A. Lucas, S. Lopez-Tapia, R. Molina, and A. K. Katsaggelos, “Generative adversarial networks and perceptual losses for video super-resolution,” *IEEE Transactions on Image Processing*, vol. 28, no. 7, pp. 3312–3327, 2019.
- [11] S. Reed, Z. Akata, X. Yan, L. Logeswaran, B. Schiele, and H. Lee, “Generative adversarial text to image synthesis,” *arXiv preprint arXiv:1605.05396*, 2016.
- [12] H. Zhang, T. Xu, H. Li, S. Zhang, X. Wang, X. Huang, and D. N. Metaxas, “Stackgan: Text to photo-realistic image synthesis with stacked

TABLE XIII

THE EXPERIMENTS ON MEDICAL IMAGES WITH A LIMITED NUMBER OF DATA SAMPLES. WE USE DIST-GAN AS THE BASELINE AND REPORT FID SCORES IN THIS STUDY.

Data size	Baseline	Ours (Baseline + DAG)
1K samples	71.12	46.83
5K samples	34.56	22.34

- generative adversarial networks,” in *CVPR*, 2017.
- [13] Y. Yang, J. Zhou, J. Ai, Y. Bin, A. Hanjalic, H. T. Shen, and Y. Ji, “Video captioning by adversarial lstm,” *IEEE Transactions on Image Processing*, vol. 27, no. 11, pp. 5600–5611, 2018.
- [14] H. Zhu, X. Peng, V. Chandrasekhar, L. Li, and J.-H. Lim, “Dehazegan: when image dehazing meets differential programming,” in *Proceedings of the 27th International Joint Conference on Artificial Intelligence*, 2018, pp. 1234–1240.
- [15] W. Zhang, W. Ouyang, W. Li, and D. Xu, “Collaborative and adversarial network for unsupervised domain adaptation,” in *Proceedings of the IEEE Conference on Computer Vision and Pattern Recognition*, 2018, pp. 3801–3809.
- [16] T. Schlegl, P. Seeböck, S. M. Waldstein, U. Schmidt-Erfurth, and G. Langs, “Unsupervised anomaly detection with generative adversarial networks to guide marker discovery,” *CoRR*, vol. abs/1703.05921, 2017. [Online]. Available: <http://arxiv.org/abs/1703.05921>
- [17] S. K. Lim, Y. Loo, N.-T. Tran, N.-M. Cheung, G. Roig, and Y. Elovici, “Doping: Generative data augmentation for unsupervised anomaly detection,” in *Proceeding of IEEE International Conference on Data Mining (ICDM)*, 2018.
- [18] Y. Wang, C. Wu, L. Herranz, J. van de Weijer, A. Gonzalez-Garcia, and B. Raducanu, “Transferring gans: generating images from limited data,” in *ECCV*, 2018.
- [19] J. Donahue and K. Simonyan, “Large scale adversarial representation learning,” *arXiv preprint arXiv:1907.02544*, 2019.
- [20] A. Krizhevsky, I. Sutskever, and G. E. Hinton, “Imagenet classification with deep convolutional neural networks,” in *NIPS*, 2012.
- [21] S. C. Wong, A. Gatt, V. Stamatescu, and M. D. McDonnell, “Understanding data augmentation for classification: when to warp?” in *2016 international conference on digital image computing: techniques and applications (DICTA)*.
- [22] L. Perez and J. Wang, “The effectiveness of data augmentation in image classification using deep learning,” *arXiv preprint arXiv:1712.04621*, 2017.
- [23] M. Frid-Adar, I. Diamant, E. Klang, M. Amitai, J. Goldberger, and H. Greenspan, “Gan-based synthetic medical image augmentation for increased cnn performance in liver lesion classification,” *Neurocomputing*, vol. 321, pp. 321–331, 2018.
- [24] M. Arjovsky, S. Chintala, and L. Bottou, “Wasserstein generative adversarial networks,” *ICML*, 2017.
- [25] I. Gulrajani, F. Ahmed, M. Arjovsky, V. Dumoulin, and A. C. Courville, “Improved training of wasserstein gans,” in *Advances in Neural Information Processing Systems*, 2017, pp. 5767–5777.
- [26] K. Roth, A. Lucchi, S. Nowozin, and T. Hofmann, “Stabilizing training of generative adversarial networks through regularization,” in *Advances in Neural Information Processing Systems*, 2017, pp. 2018–2028.
- [27] N. Kodali, J. Abernethy, J. Hays, and Z. Kira, “On convergence and stability of gans,” *arXiv preprint arXiv:1705.07215*, 2017.
- [28] H. Petzka, A. Fischer, and D. Lukovnikov, “On the regularization of wasserstein gans,” *arXiv preprint arXiv:1709.08894*, 2017.
- [29] K. Liu, “Varying k-lipschitz constraint for generative adversarial networks,” *arXiv preprint arXiv:1803.06107*, 2018.
- [30] T. Miyato, T. Kataoka, M. Koyama, and Y. Yoshida, “Spectral normalization for generative adversarial networks,” *ICLR*, 2018.
- [31] H. Thanh-Tung, T. Tran, and S. Venkatesh, “On catastrophic forgetting and mode collapse in generative adversarial networks,” in *Workshop on Theoretical Foundation and Applications of Deep Generative Models*, 2018.
- [32] H. Zhang, I. Goodfellow, D. Metaxas, and A. Odena, “Self-attention generative adversarial networks,” *arXiv preprint arXiv:1805.08318*, 2018.
- [33] A. Makhzani, J. Shlens, N. Jaitly, and I. Goodfellow, “Adversarial autoencoders,” in *International Conference on Learning Representations*, 2016.

- [34] A. B. L. Larsen, S. K. Sønderby, H. Larochelle, and O. Winther, "Autoencoding beyond pixels using a learned similarity metric," *arXiv preprint arXiv:1512.09300*, 2015.
- [35] D. P. Kingma and M. Welling, "Auto-encoding variational bayes," *arXiv preprint arXiv:1312.6114*, 2013.
- [36] V. Dumoulin, I. Belghazi, B. Poole, A. Lamb, M. Arjovsky, O. Mastropietro, and A. Courville, "Adversarially learned inference," *arXiv preprint arXiv:1606.00704*, 2016.
- [37] J. Donahue, P. Krähenbühl, and T. Darrell, "Adversarial feature learning," *arXiv preprint arXiv:1605.09782*, 2016.
- [38] X. Chen, Y. Duan, R. Houthoofd, J. Schulman, I. Sutskever, and P. Abbeel, "Infogan: Interpretable representation learning by information maximizing generative adversarial nets," in *Advances in Neural Information Processing Systems*, 2016, pp. 2172–2180.
- [39] N.-T. Tran, T.-A. Bui, and N.-M. Cheung, "Dist-gan: An improved gan using distance constraints," in *ECCV*, 2018.
- [40] N. Tran, T. Bui, and N. Cheung, "Improving gan with neighbors embedding and gradient matching," in *AAAI*, 2019.
- [41] K. S. Lee, N.-T. Tran, and N.-M. Cheung, "Infomax-gan: Improved adversarial image generation via information maximization and contrastive learning," *arXiv preprint arXiv:2007.04589*, 2020.
- [42] J. Kirkpatrick, R. Pascanu, N. Rabinowitz, J. Veness, G. Desjardins, A. A. Rusu, K. Milan, J. Quan, T. Ramalho, A. Grabska-Barwinska *et al.*, "Overcoming catastrophic forgetting in neural networks," *Proceedings of the national academy of sciences*, 2017.
- [43] F. Zenke, B. Poole, and S. Ganguli, "Continual learning through synaptic intelligence," *arXiv preprint arXiv:1703.04200*, 2017.
- [44] T. Nguyen, T. Le, H. Vu, and D. Phung, "Dual discriminator generative adversarial nets," in *NIPS*, 2017.
- [45] I. Durugkar, I. Gemp, and S. Mahadevan, "Generative multi-adversarial networks," *arXiv preprint arXiv:1611.01673*, 2016.
- [46] I. Albuquerque, J. Monteiro, T. Doan, B. Considine, T. Falk, and I. Mitliagkas, "Multi-objective training of generative adversarial networks with multiple discriminators," *arXiv preprint arXiv:1901.08680*, 2019.
- [47] Q. Hoang, T. D. Nguyen, T. Le, and D. Phung, "Mgan: Training generative adversarial nets with multiple generators," 2018.
- [48] A. Ghosh, V. Kulharia, V. P. Nambodiri, P. H. Torr, and P. K. Dokania, "Multi-agent diverse generative adversarial networks," in *CVPR*, 2018.
- [49] X. Liu and C.-J. Hsieh, "Rob-gan: Generator, discriminator and adversarial attacker," in *CVPR*, 2019.
- [50] T. Chen, X. Zhai, M. Ritter, M. Lucic, and N. Houlsby, "Self-supervised gans via auxiliary rotation loss," in *CVPR*, 2019.
- [51] N.-T. Tran, V.-H. Tran, N.-B. Nguyen, and N.-M. Cheung, "An improved self-supervised gan via adversarial training," *arXiv preprint arXiv:1905.05469*, 2019.
- [52] N.-T. Tran, V.-H. Tran, B.-N. Nguyen, L. Yang, and N.-M. Cheung, "Self-supervised gan: Analysis and improvement with multi-class min-max game," in *NeurIPS*, 2019.
- [53] S. Gidaris, P. Singh, and N. Komodakis, "Unsupervised representation learning by predicting image rotations," *ICLR*, 2018.
- [54] S. Zhao, Z. Liu, J. Lin, J.-Y. Zhu, and S. Han, "Differentiable augmentation for data-efficient gan training," in *NeurIPS*, 2020.
- [55] T. Karras, M. Aittala, J. Hellsten, S. Laine, J. Lehtinen, and T. Aila, "Training generative adversarial networks with limited data," in *NeurIPS*, 2020.
- [56] Z. Zhao, Z. Zhang, T. Chen, S. Singh, and H. Zhang, "Image augmentations for gan training," *arXiv preprint arXiv:2006.02595*, 2020.
- [57] M. Heusel, H. Ramsauer, T. Unterthiner, B. Nessler, and S. Hochreiter, "Gans trained by a two time-scale update rule converge to a local nash equilibrium," in *Advances in Neural Information Processing Systems*, 2017, pp. 6626–6637.
- [58] Y. Qiao and N. Minematsu, "A study on invariance of f -divergence and its application to speech recognition," *IEEE Transactions on Signal Processing*, vol. 58, no. 7, pp. 3884–3890, 2010.
- [59] T. Dao, A. Gu, A. J. Ratner, V. Smith, C. De Sa, and C. Ré, "A kernel theory of modern data augmentation," *Proceedings of machine learning research*, vol. 97, p. 1528, 2019.
- [60] X. Chen, Y. Duan, R. Houthoofd, J. Schulman, I. Sutskever, and P. Abbeel, "Infogan: Interpretable representation learning by information maximizing generative adversarial nets," in *NIPS*, 2016, pp. 2172–2180.
- [61] L. Metz, B. Poole, D. Pfau, and J. Sohl-Dickstein, "Unrolled generative adversarial networks," *ICLR*, 2017.
- [62] A. Radford, L. Metz, and S. Chintala, "Unsupervised representation learning with deep convolutional generative adversarial networks," *arXiv preprint arXiv:1511.06434*, 2015.
- [63] S. Xiang and H. Li, "On the effects of batch and weight normalization in generative adversarial networks," *arXiv preprint arXiv:1704.03971*, 2017.
- [64] C.-L. Li, W.-C. Chang, Y. Cheng, Y. Yang, and B. Póczos, "Mmd gan: Towards deeper understanding of moment matching network," in *NIPS*, 2017.
- [65] Y. Yazıcı, C.-S. Foo, S. Winkler, K.-H. Yap, G. Piliouras, and V. Chandrasekhar, "The unusual effectiveness of averaging in gan training," *arXiv preprint arXiv:1806.04498*, 2018.
- [66] W. Wang, Y. Sun, and S. Halgamuge, "Improving mmd-gan training with repulsive loss function," *arXiv preprint arXiv:1812.09916*, 2018.
- [67] X. Gong, S. Chang, Y. Jiang, and Z. Wang, "Autogan: Neural architecture search for generative adversarial networks," in *ICCV*, 2019.
- [68] M. Abadi, A. Agarwal, P. Barham, E. Brevdo, Z. Chen, C. Citro, G. S. Corrado, A. Davis, J. Dean, M. Devin, S. Ghemawat, I. Goodfellow, A. Harp, G. Irving, M. Isard, Y. Jia, R. Jozefowicz, L. Kaiser, M. Kudlur, J. Levenberg, D. Mané, R. Monga, S. Moore, D. Murray, C. Olah, M. Schuster, J. Shlens, B. Steiner, I. Sutskever, K. Talwar, P. Tucker, V. Vanhoucke, V. Vasudevan, F. Viégas, O. Vinyals, P. Warden, M. Wattenberg, M. Wicke, Y. Yu, and X. Zheng, "TensorFlow: Large-scale machine learning on heterogeneous systems," 2015, software available from tensorflow.org. [Online]. Available: <http://tensorflow.org/>

APPENDIX A

A. Proofs for theorems

Theorem 1 (Restate). Let $p_{\mathbf{x}}(\mathbf{x})$ and $q_{\mathbf{x}}(\mathbf{x})$ are two distributions in space \mathbb{X} . Let $T : \mathbb{X} \rightarrow \mathbb{Y}$ (linear or nonlinear) is differentiable and invertible mapping function (diffeomorphism) that transform \mathbf{x} to \mathbf{y} . Under transformation T , distributions $p_{\mathbf{x}}(\mathbf{x})$ and $q_{\mathbf{x}}(\mathbf{x})$ are transformed to $p_{\mathbf{y}}(\mathbf{y})$ and $q_{\mathbf{y}}(\mathbf{y})$, respectively. Therefore,

$$d\mathbf{y} = |\mathcal{J}(\mathbf{x})|d\mathbf{x} \quad (12)$$

$$p_{\mathbf{y}}(\mathbf{y}) = p_{\mathbf{y}}(T(\mathbf{x})) = p_{\mathbf{x}}(\mathbf{x})|\mathcal{J}(\mathbf{x})|^{-1} \quad (13)$$

$$q_{\mathbf{y}}(\mathbf{y}) = q_{\mathbf{y}}(T(\mathbf{x})) = q_{\mathbf{x}}(\mathbf{x})|\mathcal{J}(\mathbf{x})|^{-1} \quad (14)$$

where $|\mathcal{J}(\mathbf{x})|$ is the determinant of the Jacobian matrix of T . From (13) and (14), we have:

$$p_{\mathbf{y}}(\mathbf{y}) + q_{\mathbf{y}}(\mathbf{y}) = p_{\mathbf{x}}(\mathbf{x})|\mathcal{J}(\mathbf{x})|^{-1} + q_{\mathbf{x}}(\mathbf{x})|\mathcal{J}(\mathbf{x})|^{-1} \quad (15)$$

Let $m_{\mathbf{y}} = \frac{p_{\mathbf{y}}+q_{\mathbf{y}}}{2}$ and $m_{\mathbf{x}} = \frac{p_{\mathbf{x}}+q_{\mathbf{x}}}{2}$. From (15), we have equations:

$$\begin{aligned} m_{\mathbf{y}}(\mathbf{y}) &= \frac{p_{\mathbf{y}}(\mathbf{y}) + q_{\mathbf{y}}(\mathbf{y})}{2} = \frac{p_{\mathbf{x}}(\mathbf{x})|\mathcal{J}(\mathbf{x})|^{-1} + q_{\mathbf{x}}(\mathbf{x})|\mathcal{J}(\mathbf{x})|^{-1}}{2} \\ &= \frac{p_{\mathbf{x}}(\mathbf{x}) + q_{\mathbf{x}}(\mathbf{x})}{2} |\mathcal{J}(\mathbf{x})|^{-1} \end{aligned} \quad (16)$$

Since $m_{\mathbf{x}}(\mathbf{x}) = \frac{p_{\mathbf{x}}(\mathbf{x})+q_{\mathbf{x}}(\mathbf{x})}{2}$, then,

$$m_{\mathbf{y}}(\mathbf{y}) = m_{\mathbf{x}}(\mathbf{x})|\mathcal{J}(\mathbf{x})|^{-1} \quad (17)$$

From (13), (14) and (17), we continue our proof as follows:

$$\begin{aligned}
\text{JS}(p_{\mathbf{y}}||q_{\mathbf{y}}) &= \frac{1}{2} \int \left(p_{\mathbf{y}}(\mathbf{y}) \log \left(\frac{p_{\mathbf{y}}(\mathbf{y})}{m_{\mathbf{y}}(\mathbf{y})} \right) \right. \\
&\quad \left. + q_{\mathbf{y}}(\mathbf{y}) \log \left(\frac{q_{\mathbf{y}}(\mathbf{y})}{m_{\mathbf{y}}(\mathbf{y})} \right) \right) d\mathbf{y} \\
&= \frac{1}{2} \int \left(p_{\mathbf{x}}(\mathbf{x}) |\mathcal{J}(\mathbf{x})|^{-1} \log \left(\frac{p_{\mathbf{x}}(\mathbf{x}) |\mathcal{J}(\mathbf{x})|^{-1}}{m_{\mathbf{y}}(\mathbf{y})} \right) \right. \\
&\quad \left. + q_{\mathbf{y}}(\mathbf{y}) \log \left(\frac{q_{\mathbf{y}}(\mathbf{y})}{m_{\mathbf{y}}(\mathbf{y})} \right) \right) d\mathbf{y} \quad (\text{from (13)}) \\
&= \frac{1}{2} \int \left(p_{\mathbf{x}}(\mathbf{x}) |\mathcal{J}(\mathbf{x})|^{-1} \log \left(\frac{p_{\mathbf{x}}(\mathbf{x}) |\mathcal{J}(\mathbf{x})|^{-1}}{m_{\mathbf{y}}(\mathbf{y})} \right) \right. \\
&\quad \left. + q_{\mathbf{x}}(\mathbf{x}) |\mathcal{J}(\mathbf{x})|^{-1} \log \left(\frac{p_{\mathbf{x}}(\mathbf{x}) |\mathcal{J}(\mathbf{x})|^{-1}}{m_{\mathbf{y}}(\mathbf{y})} \right) \right) d\mathbf{y} \\
&\quad (\text{from (14)}) \\
&= \frac{1}{2} \int |\mathcal{J}(\mathbf{x})|^{-1} \left(p_{\mathbf{x}}(\mathbf{x}) \log \left(\frac{p_{\mathbf{x}}(\mathbf{x}) |\mathcal{J}(\mathbf{x})|^{-1}}{m_{\mathbf{x}}(\mathbf{x}) |\mathcal{J}(\mathbf{x})|^{-1}} \right) \right. \\
&\quad \left. + q_{\mathbf{x}}(\mathbf{x}) \log \left(\frac{q_{\mathbf{x}}(\mathbf{x}) |\mathcal{J}(\mathbf{x})|^{-1}}{m_{\mathbf{x}}(\mathbf{x}) |\mathcal{J}(\mathbf{x})|^{-1}} \right) \right) d\mathbf{y} \\
&\quad (\text{from (17)}) \\
&= \frac{1}{2} \int |\mathcal{J}(\mathbf{x})|^{-1} \left(p_{\mathbf{x}}(\mathbf{x}) \log \left(\frac{p_{\mathbf{x}}(\mathbf{x})}{m_{\mathbf{x}}(\mathbf{x}) |\mathcal{J}(\mathbf{x})|^{-1}} \right) \right. \\
&\quad \left. + q_{\mathbf{x}}(\mathbf{x}) \log \left(\frac{q_{\mathbf{x}}(\mathbf{x}) |\mathcal{J}(\mathbf{x})|^{-1}}{m_{\mathbf{x}}(\mathbf{x}) |\mathcal{J}(\mathbf{x})|^{-1}} \right) \right) |\mathcal{J}(\mathbf{x})| d\mathbf{x} \\
&\quad (\text{from (12)}) \\
&= \frac{1}{2} \int p_{\mathbf{x}}(\mathbf{x}) \log \left(\frac{p_{\mathbf{x}}(\mathbf{x})}{m_{\mathbf{x}}(\mathbf{x})} \right) + q_{\mathbf{x}}(\mathbf{x}) \log \left(\frac{q_{\mathbf{x}}(\mathbf{x})}{m_{\mathbf{x}}(\mathbf{x})} \right) d\mathbf{x} \\
&= \text{JS}(p_{\mathbf{x}}||q_{\mathbf{x}})
\end{aligned}$$

That concludes our proof.

Lemma 1: Let the sets of examples \mathcal{X}^m have distributions p^m respectively, $m = 1, \dots, K$. Assume that the set \mathcal{X} merges all samples of $\{\mathcal{X}^m\}$: $\mathcal{X} = \{\mathcal{X}^1, \dots, \mathcal{X}^K\}$ has the distribution p . Prove that the distribution p can be represented as the combination of distributions of its subsets: $p(\mathbf{x}) = \sum_{m=1}^K w_m p^m(\mathbf{x})$, $\sum_{m=1}^K w_m = 1, w_m \geq 0$.

Proofs.

- The statement holds for $K = 1$, since we have: $p = p_1$. $w_1 = \sum_{m=1}^K w_m = 1$.
- For $K = 2$, let $\mathcal{X} = \{\mathcal{X}^1, \mathcal{X}^2\}$. We consider two cases:
 - a. If \mathcal{X}^1 and \mathcal{X}^2 are disjoint ($\mathcal{X}^1 \cap \mathcal{X}^2 = \emptyset$). Clearly, p can be represented:

$$p(\mathbf{x}) = \underbrace{p(\mathbf{x}|\mathcal{X}^1)}_{w_1} p^1 + \underbrace{p(\mathbf{x}|\mathcal{X}^2)}_{w_2} p^2 \quad (18)$$

where $p(\mathbf{x}|\mathcal{X}^k)$ is the probability that $\mathbf{x} \in \mathcal{X}$ is from the subset \mathcal{X}^k , therefore $w_1 + w_2 = \sum_{m=1}^K w_m = 1$. The statement holds.

b. If \mathcal{X}^1 and \mathcal{X}^2 are intersection. Let $\mathcal{X}^1 \cap \mathcal{X}^2 = \mathcal{A}$. The set can be re-written: $\mathcal{X} = \underbrace{\{\mathcal{X}^{1-A}, \mathcal{A}\}}_{\mathcal{X}^{1-A}} \cup \underbrace{\{\mathcal{X}^{2-A}, \mathcal{A}\}}_{\mathcal{X}^{2-A}} = \underbrace{\{\mathcal{X}^{1-A}, \mathcal{X}^{2-A}, \mathcal{A}, \mathcal{A}\}}_{\mathcal{X}^{12-A}}$, where $\mathcal{X}^{1-A} = \mathcal{X}^1 \setminus \mathcal{A}$ and $\mathcal{X}^{2-A} =$

$\mathcal{X}^2 \setminus \mathcal{A}$. Since \mathcal{X}^{12-A} (assume that it has its own distribution p^{12-A}) and \mathcal{A} (assume that it has its own distribution p^A) are disjoint, p can be represented like Eq. 18:

$$p(\mathbf{x}) = p(\mathbf{x}|\mathcal{X}^{12-A}) p^{12-A}(\mathbf{x}) + 2p(\mathbf{x}|\mathcal{A}) p^A(\mathbf{x}) \quad (19)$$

Note that since \mathcal{X}^{1-A} (assume that it has distribution p^{1-A}) and \mathcal{X}^{2-A} (assume that it has distribution p^{2-A}) are disjoint. Therefore, p^{12-A} can be written: $p^{12-A}(\mathbf{x}) = p^{12-A}(\mathbf{x}|\mathcal{X}^{1-A}) p^{1-A}(\mathbf{x}) + p^{12-A}(\mathbf{x}|\mathcal{X}^{2-A}) p^{2-A}(\mathbf{x})$. Substituting this into Eq. (19), we have:

$$\begin{aligned}
p(\mathbf{x}) &= p(\mathbf{x}|\mathcal{X}^{12-A}) (p^{12-A}(\mathbf{x}|\mathcal{X}^{1-A}) p^{1-A}(\mathbf{x}) \\
&\quad + p^{12-A}(\mathbf{x}|\mathcal{X}^{2-A}) p^{2-A}(\mathbf{x})) \\
&\quad + 2p(\mathbf{x}|\mathcal{A}) p^A(\mathbf{x})
\end{aligned} \quad (20)$$

Since two pairs (\mathcal{X}^{1-A} and \mathcal{A}) and (\mathcal{X}^{2-A} and \mathcal{A}) are also disjoint. Therefore, p^1 and p^2 can be represented:

$$p^1(\mathbf{x}) = p^1(\mathbf{x}|\mathcal{X}^{1-A}) p^{1-A}(\mathbf{x}) + p^1(\mathbf{x}|\mathcal{A}) p^A(\mathbf{x}) \quad (21)$$

$$p^2(\mathbf{x}) = p^2(\mathbf{x}|\mathcal{X}^{2-A}) p^{2-A}(\mathbf{x}) + p^2(\mathbf{x}|\mathcal{A}) p^A(\mathbf{x}) \quad (22)$$

Note that:

$$\begin{aligned}
p(\mathbf{x}|\mathcal{X}^{12-A}) * p^{12-A}(\mathbf{x}|\mathcal{X}^{1-A}) &= p(\mathbf{x}|\mathcal{X}^{1-A}) \\
&= p^1(\mathbf{x}|\mathcal{X}^{1-A}) * p(\mathbf{x}|\mathcal{X}^1)
\end{aligned} \quad (23)$$

$$\begin{aligned}
p(\mathbf{x}|\mathcal{X}^{12-A}) * p^{12-A}(\mathbf{x}|\mathcal{X}^{2-A}) &= p(\mathbf{x}|\mathcal{X}^{2-A}) \\
&= p^2(\mathbf{x}|\mathcal{X}^{2-A}) * p(\mathbf{x}|\mathcal{X}^2)
\end{aligned} \quad (24)$$

From (21), (22), (23), (24), the Eq. (20) is re-written:

$$p(\mathbf{x}) = \underbrace{p(\mathbf{x}|\mathcal{X}^1)}_{w_1} p^1(\mathbf{x}) + \underbrace{p(\mathbf{x}|\mathcal{X}^2)}_{w_2} p^2(\mathbf{x}) \quad (25)$$

The statement holds for $K = 2$.

- Assume the statement holds with $K = k, k > 2$: $\mathcal{X} = \{\mathcal{X}^1, \dots, \mathcal{X}^k\}$ and $p = \sum_{m=1}^k w_m p^m, \sum_{m=1}^k w_m = 1$. We will prove the statement holds for $K = k + 1$.

Let $\mathcal{X} = \underbrace{\{\mathcal{X}^1, \dots, \mathcal{X}^k\}}_{\mathcal{X}^{1:k}} \cup \mathcal{X}^{k+1}$. Assume that $\mathcal{X}^{1:k}$ has distribution $p^{1:k}$ and \mathcal{X}^{k+1} has distribution p^{k+1} . Thus,

$$\begin{aligned}
p(\mathbf{x}) &= (1 - w_{k+1}) p^{1:k}(\mathbf{x}) + w_{k+1} p^{k+1}(\mathbf{x}) \\
&= (1 - w_{k+1}) \left(\sum_{m=1}^k w_m p^m(\mathbf{x}) \right) + w_{k+1} p^{k+1}(\mathbf{x}) \\
&= \sum_{m=1}^{k+1} w'_m p^m(\mathbf{x})
\end{aligned} \quad (26)$$

where $w'_m = (1 - w_{k+1}) * w_m, m \leq k$, and $w'_m = w_{k+1}, m = k + 1$. Clearly, $\sum_{m=1}^{k+1} w'_m = 1$. That concludes our proof.

Lemma 2: Considering two mixtures of distributions: $p = \sum_{m=1}^K w_m p^m$ and $q = \sum_{m=1}^K w_m q^m$. We have:

$$\text{JS}(p||q) \leq \sum_{m=1}^K w_m \text{JS}(p^m||q^m) \quad (27)$$

Proofs. JS divergence is defined by:

$$\text{JS}(p||p) = \frac{1}{2} \text{KL}(p||\frac{p+q}{2}) + \frac{1}{2} \text{KL}(q||\frac{p+q}{2}) \quad (28)$$

From $p = \sum_{m=1}^K w_m p^m$ and $q = \sum_{m=1}^K w_m q^m$, we have:

$$\frac{p+q}{2} = \frac{\sum_{m=1}^K w_m p^m + \sum_{m=1}^K w_m q^m}{2} = \sum_{m=1}^K w_m \frac{(p^m + q^m)}{2} \quad (29)$$

Using the log-sum inequality: Given $a_i \geq 0, b_i \geq 0, \forall i$, we have: $\sum_{m=1}^K a_i \log \frac{a_i}{b_i} \geq (\sum_{m=1}^K a_i) \log \frac{\sum_{m=1}^K a_i}{\sum_{m=1}^K b_i}$. We obtain the upper-bound of KL divergence as follows:

$$\begin{aligned} \text{KL}(p||\frac{p+q}{2}) &= \text{KL}(\sum_{m=1}^K w_m p^m || \sum_{m=1}^K w_m \frac{(p^m + q^m)}{2}) \\ &\leq \sum_{m=1}^K \text{KL}(w_m p^m || w_m \frac{(p^m + q^m)}{2}) \end{aligned} \quad (30)$$

With equality if and only if $\frac{w_m p^m}{w_m p^m + w_m q^m} = \frac{p^m}{p^m + q^m}$ are equals for all m . Similarly,

$$\begin{aligned} \text{KL}(q||\frac{p+q}{2}) &= \text{KL}(\sum_{m=1}^K w_m q^m || \sum_{m=1}^K w_m \frac{(p^m + q^m)}{2}) \\ &\leq \sum_{m=1}^K \text{KL}(w_m q^m || w_m \frac{(p^m + q^m)}{2}) \end{aligned} \quad (31)$$

From Eqs 28), (30), and (31), we have:

$$\begin{aligned} \text{JS}(p||q) &\leq \frac{1}{2} \sum_{m=1}^K \text{KL}(w_m p^m || w_m \frac{(p^m + q^m)}{2}) \\ &+ \frac{1}{2} \sum_{m=1}^K \text{KL}(w_m q^m || w_m \frac{(p^m + q^m)}{2}) \\ &= \frac{1}{2} \sum_{m=1}^K \text{KL}(w_m p^m || w_m \frac{(p^m + q^m)}{2}) \\ &+ \text{KL}(w_m q^m || w_m \frac{(p^m + q^m)}{2}) \\ &= \sum_{m=1}^K \text{JS}(w_m p^m || w_m q^m) = \sum_{m=1}^K w_m \text{JS}(p^m || q^m) \end{aligned} \quad (32)$$

That concludes our proof.

B. Implementation details

1) *The implementation of DAG for GAN models:* In our implementation of DAG, we compute the average of K branches (including the identity branch) for DAG as shown in Eqs. 33, 34 instead of $K - 1$ branches, which we found empirically more stable for most of our GAN models. The parameters λ_u, λ_v are tuned in our experiments according to these objectives.

$$\max_{D, \{D_k\}} \mathcal{V}(D, \{D_k\}, G) = \mathcal{V}(D, G) + \frac{\lambda_u}{K} \sum_{k=1}^K \mathcal{V}(D_k, G) \quad (33)$$

$$\min_G \mathcal{V}(D, \{D_k\}, G) = \mathcal{V}(D, G) + \frac{\lambda_v}{K} \sum_{k=1}^K \mathcal{V}(D_k, G) \quad (34)$$

where $D = D_1$.

2) *The implementation of DAG for CycleGAN:* We apply DAG for adversarial losses of CycleGAN [7] as following:

$$\begin{aligned} \mathcal{L}_{\text{GAN}}(G, D_Y^k, X, Y) &= \mathbb{E}_{\mathbf{y} \sim P_d(\mathbf{y})^{T_k}} \log(D_Y^k(\mathbf{y})) \\ &+ \mathbb{E}_{\mathbf{x} \sim P_d(\mathbf{x})^{T_k}} \log(1 - D_Y^k(\mathbf{x})) \end{aligned} \quad (35)$$

where G is the mapping function (generator) $G : X \rightarrow Y$ and D_Y is the discriminator on domain Y . D_Y^k is the discriminator on samples transformed by the transformer T_k , e.g., Y (distribution $P_d(\mathbf{y})$) is transformed into Y^k (distribution $P_d(\mathbf{y})^{T_k}$). Similarly for the mapping function $F : Y \rightarrow X$ and its discriminator D_X as well: e.g., $\mathcal{L}_{\text{GAN}}(F, D_X^k, Y, X)$. The objectives of CycleGAN + DAG are written:

$$\begin{aligned} \min_{G, F} \max_{D_X, D_Y} \mathcal{L}(G, F, D_X, D_Y) &= \mathcal{L}_{\text{GAN}}(G, D_Y, X, Y) + \frac{\lambda_v}{K} \sum_{k=1}^K \mathcal{L}_{\text{GAN}}(G, D_Y^k, X, Y) \\ &+ \mathcal{L}_{\text{GAN}}(F, D_X, Y, X) + \frac{\lambda_v}{K} \sum_{k=1}^K \mathcal{L}_{\text{GAN}}(F, D_X^k, Y, X) \\ &+ \mathcal{L}_{\text{cyc}}(G, F) \end{aligned} \quad (36)$$

Here, $D_X^1 = D_X$ and $D_Y^1 = D_Y$. $\mathcal{L}_{\text{cyc}}(G, F)$ is the same as in the original paper. The discriminators D_Y^k shares weights except the last layers, similarly for discriminators D_X^k .

APPENDIX B

A. DAG model diagrams

Figures 8 and 9 present model diagrams of applying DAG for DistGAN and SSGAN baselines respectively. We keep the components of the original baseline models and only apply our DAG with branches of T_k for the generators and discriminators. From these diagrams, it is clear that the DAG paths are the same as that for the vanilla GAN as shown in Figure 3 of our main paper: DAG involves a stack of real/fake discriminators for transformed samples. These examples show

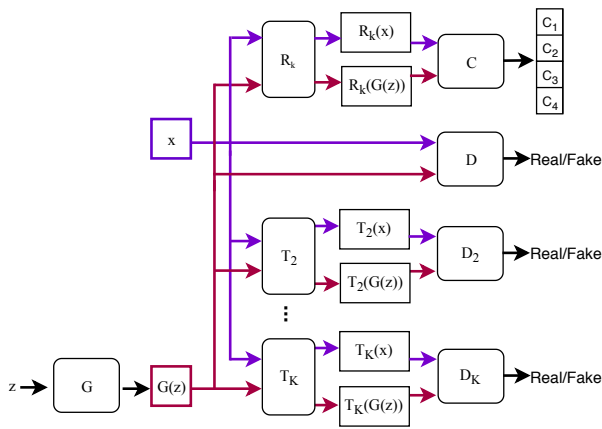


Fig. 8. Applying our DAG for SSGAN model. $R_k, k = 1 \dots 4$ are the rotation techniques ($0^\circ, 90^\circ, 180^\circ, 270^\circ$) and the classifier C used in the self-supervised task of the original SSGAN. Refer to [50] for details of SSGAN. We apply $T_k, k = 1 \dots K$ as the augmentation techniques for our DAG. Note that the DAG paths (bottom-right) are in fact the same as that for the vanilla GAN as shown in Figure 3 of our main paper: DAG involves a stack of real/fake discriminators for transformed samples. This shows that the same DAG design is generally applicable to other GAN models.

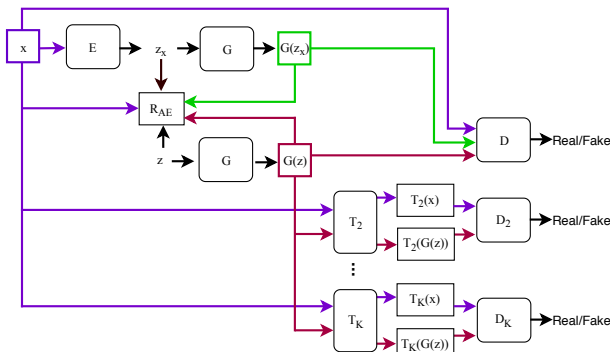


Fig. 9. Our DAG applied for DistGAN model (Refer to [39] for the details). Here, we emphasize the difference is the DAG with T_k branches. T_k are the augmentation techniques used in our DAG. Furthermore, we note that the DAG paths (bottom-right) are in fact the same as that for the vanilla GAN as shown in Figure 3 of our main paper: DAG involves a stack of real/fake discriminators for transformed samples. This shows that the same DAG design is generally applicable to other GAN models.

that the same DAG design is generally applicable to other GAN models.

B. Generated examples on MNIST dataset

Figure 10 shows more generated samples for the toy example with DA methods (flipping and cropping) on MNIST dataset (please refer to Section IV of our main paper). In the first column is with the real samples and the generated samples of the Baseline. The second column is with flipped real samples and the generated samples of DA with flipping. The last column is with the cropped real samples and the generated samples of DA with cropping.

C. Augmented examples on CIFAR-10 and STL-10 datasets

Examples of transformed real samples. Figure 11 illustrates examples of transformed real samples we used to augment



Fig. 10. The generated examples of toy experiment on the full dataset (100%). First rows: the real samples and real augmented samples. Second rows: generated samples. First column: the real samples, the generated samples of the GAN baseline. Second column: flipped real samples, and the generated samples of DA with flipping. Third column: the cropped real samples and the generated samples of DA with cropping.




Fig. 11. Examples of real and transformed real samples of CIFAR-10 used to train DA and DAG. Figures from left to right and top to bottom: the real samples, the rotated real samples, the flipped real samples, the translated real samples, the cropped real samples, and the flipped+rotated real samples.

our training CIFAR-10 dataset. From left to right and top to bottom are with the original real samples, the rotated real samples, the flipped real samples, the translated real samples, the cropped real samples, and the flipped+rotated real samples.

APPENDIX C

A. DCGAN Networks

We use the small DCGAN backbone for the study of data augmentation on CIFAR-10. Our DCGAN networks are presented in Table. XIV for the encoder, the generator, and the discriminator.

B. Residual Networks

Our Residual Networks (ResNet) backbones of the encoders, the generators and the discriminators for CIFAR-10 and STL-10 datasets are presented in Table. XV and Table. XVI respectively (the same as in [30]).

TABLE XIV

OUR DCGAN ARCHITECTURE IS SIMILAR TO [62] BUT THE SMALLER NUMBER OF FEATURE MAPS ($D = 64$) TO BE MORE EFFICIENT FOR OUR ABLATION STUDY ON CIFAR-10. THE ENCODER IS THE MIRROR OF THE GENERATOR. SLOPES OF LReLU FUNCTIONS ARE SET TO 0.2. $\mathcal{U}(0, 1)$ IS THE UNIFORM DISTRIBUTION. $M = 32$. DISCRIMINATOR FOR CIFAR-10: THREE DIFFERENT HEADS FOR GAN TASK AND AUXILIARY TASKS. $K = 4$ IN OUR IMPLEMENTATION.

RGB image $x \in \mathbb{R}^{M \times M \times 3}$	$z \in \mathbb{R}^{128} \sim \mathcal{U}(0, 1)$	RGB image $x \in \mathbb{R}^{M \times M \times 3}$
5×5, stride=2 conv. 1 × D ReLU	dense → 2 × 2 × 8 × D	5×5, stride=2 conv. 1 × D lReLU
5×5, stride=2 conv. BN 2 × D ReLU	5×5, stride=2 deconv. BN 4 × D ReLU	5×5, stride=2 conv. BN 2 × D lReLU
5×5, stride=2 conv. BN 4 × D ReLU	5×5, stride=2 deconv. BN 2 × D ReLU	5×5, stride=2 conv. BN 4 × D lReLU
5×5, stride=2 conv. BN 8 × D ReLU	5×5, stride=2 deconv. BN 1 × D ReLU	5×5, stride=2 conv. BN 8 × D lReLU
dense → 128	5×5, stride=2 deconv. 3 Sigmoid	dense → 1 (GAN task)
Encoder for CIFAR-10	Generator for CIFAR-10	dense → K - 1 (K - 1 augmented GAN tasks)
		Discriminator for CIFAR-10

TABLE XV

RESNET ARCHITECTURE FOR CIFAR10 DATASET. THE ENCODER IS THE MIRROR OF THE GENERATOR. WE USE SIMILAR ARCHITECTURES AND RESBLOCK TO THE ONES USED IN [30]. $\mathcal{U}(0, 1)$ IS THE UNIFORM DISTRIBUTION. DISCRIMINATOR. K DIFFERENT HEADS FOR GAN TASK AND AUXILIARY TASKS. K = 4 IN OUR IMPLEMENTATION.

RGB image $x \in \mathbb{R}^{32 \times 32 \times 3}$	$z \in \mathbb{R}^{128} \sim \mathcal{U}(0, 1)$	RGB image $x \in \mathbb{R}^{32 \times 32 \times 3}$
3×3 stride=1, conv. 256	dense, 4 × 4 × 256	ResBlock down 128
ResBlock down 256	ResBlock up 256	ResBlock down 128
ResBlock down 256	ResBlock up 256	ResBlock 128
ResBlock down 256	ResBlock up 256	ResBlock 128
dense → 128	BN, ReLU, 3×3 conv, 3 Sigmoid	ReLU
Encoder for CIFAR	Generator for CIFAR	dense → 1 (GAN task)
		dense → K - 1 (K - 1 augmented GAN tasks)
		Discriminator for CIFAR

TABLE XVI

RESNET ARCHITECTURE FOR STL-10 DATASET. THE ENCODER IS THE MIRROR OF THE GENERATOR. WE USE SIMILAR ARCHITECTURES AND RESBLOCK TO THE ONES USED IN [30]. $\mathcal{U}(0, 1)$ IS THE UNIFORM DISTRIBUTION. FOR DISCRIMINATOR, DIFFERENT HEADS FOR GAN TASK AND AUXILIARY TASKS. K = 4 IN OUR IMPLEMENTATION.

RGB image $x \in \mathbb{R}^{48 \times 48 \times 3}$	$z \in \mathbb{R}^{128} \sim \mathcal{U}(0, 1)$	RGB image $x \in \mathbb{R}^{48 \times 48 \times 3}$
3×3 stride=1, conv. 64	dense, 6 × 6 × 512	ResBlock down 64
ResBlock down 128	ResBlock up 256	ResBlock down 128
ResBlock down 256	ResBlock up 128	ResBlock down 256
ResBlock down 512	ResBlock up 64	ResBlock down 512
dense → 128	BN, ReLU, 3×3 conv, 3 Sigmoid	ResBlock 1024
Encoder for STL-10	Generator for STL-10	ReLU
		dense → 1 (GAN task)
		dense → K - 1 (K - 1 augmented GAN tasks)
		Discriminator for STL-10