

Near-Optimal Confidence Sequences for Bounded Random Variables

Arun Kumar Kuchibhotla*

Qinqing Zheng†

University of Pennsylvania

June 8, 2020

Abstract

Many inference problems, such as sequential decision problems like A/B testing, adaptive sampling schemes like bandit selection, are often online in nature. The fundamental problem for online inference is to provide a sequence of confidence intervals that are valid uniformly over the growing-into-infinity sample sizes. To address this question, we provide a near-optimal confidence sequence for bounded random variables by utilizing Bentkus' concentration results. We show that it improves on the existing approaches that use the Cramér-Chernoff technique such as the Hoeffding, Bernstein, and Bennett inequalities. The resulting confidence sequence is confirmed to be favorable in both synthetic coverage problems and an application to adaptive stopping algorithms.

1 Introduction

The abundance of data over the decades has increased the demand for sequential algorithms and inference procedures in statistics and machine learning. For instance, when the data is too large to fit in a single machine, it is natural to split data into small batches and process one at a time. Besides, many industry or laboratory data, like user behaviors on a website, patient records, temperature histories, are naturally generated and available in a sequential order. In both scenarios, the collection or processing of new data can be costly, and practitioners often would like to stop data sampling when a required criterion is satisfied. This gives the pressing call for algorithms that minimize the number of sequential samples subject to the prescribed accuracy of the estimator is satisfied.

Many important problems fit into this framework, including sequential hypothesis testing problems such as testing positiveness of the mean [29], testing equality of distributions and testing independence [4, 28], A/B testing [18, 19], sequential probability ratio test [27], best arm identification for multi-arm bandits (MAB) [29, 28], and (ε, δ) -mean estimation [20, 16]. All these applications require *confidence sequences* to determine the number of samples required for a certain guarantee.

Let Y_1, Y_2, \dots be independent real-valued random variables, available sequentially, with mean $\mu \in \mathbb{R}$. Given $\delta \in [0, 1]$, a $1 - \delta$ *confidence sequence* is a sequence of confidence interval $\text{ConfSeq}(\delta) = \{\text{CI}_1(\delta), \text{CI}_2(\delta), \dots\}$, where CI_n is constructed on-the-fly after observing data sample Y_n , such that

$$\mathbb{P}(\mu \in \text{CI}_n(\delta) \text{ for all } n \geq 1) \geq 1 - \delta. \quad (1)$$

*Department of Statistics. Email: karun3kumar@gmail.com.

†Department of Statistics. Email: zhengqinqing@gmail.com.

Unlike the traditional confidence interval in statistics, the guarantee (1) is non-asymptotic and is uniform over the sample sizes. Ideally, we want $\text{CI}_n(\delta)$ to reduce in width as either n or δ or both increase. Unfortunately, but not surprisingly, guarantee (1) is impossible to achieve non-trivially¹ without further assumptions [3, 25]. In this paper, we assume that the random variables are bounded: there exist known constants $L, U \in \mathbb{R}$ such that $\mathbb{P}(L \leq Y_i \leq U) = 1$, which yields $\mu \in [L, U]$. Although boundedness can be replaced by tail assumptions such as sub-Gaussianity or polynomial tails, we will restrict our discussion to the bounded case; see Section 5 for a discussion.

Motivating Example. We give a concrete example to illustrate how the confidence sequence can be applied to sequential statistical inference. Estimating the mean of a random variable is a classic problem in statistics and widely applied to various applications. An estimator $\hat{\mu}$ is said to be (ε, δ) -accurate for the mean μ if $\mathbb{P}(|\hat{\mu}/\mu - 1| \leq \varepsilon) \geq 1 - \delta$ [10, 20, 16]. This means that the estimator has a relative error of at most ε with probability at least $1 - \delta$. Relative error is important in many examples such as permanent estimation [9], estimation of volume of a convex body [11], and estimation of partition function of Gibbs distribution [17], where the unknown magnitude of μ can render absolute error unreliable. The important question we would like to answer is

How many samples are required to obtain an estimator of the mean that is (ε, δ) accurate?

Suppose one can construct a $1 - \delta$ confidence sequence $\text{ConfSeq}(\delta) = \{\text{CI}_n = [\bar{Y}_n - Q_n, \bar{Y}_n + Q_n], \quad n \geq 1\}$, where \bar{Y}_n is the empirical mean of the first n samples. Mnih et al. [20] shows that with stopping time $N = \min\{n : (1 - \varepsilon)\text{UB}_n \leq (1 + \varepsilon)\text{LB}_n\}$, where UB_n and LB_n are two simple functions of the radius of the confidence intervals Q_1, \dots, Q_n , the estimator $\hat{\mu} = (1/2)\text{sign}(\bar{Y}_N)[(1 - \varepsilon)\text{UB}_N + (1 + \varepsilon)\text{LB}_N]$ is (ε, δ) -accurate.

Contributions. The need for sequential algorithms has triggered a surge of interest in developing sharp confidence sequences. In the recent years, several confidence sequences were proposed by *stitching* the fixed sample size confidence intervals [29, 20, 15], and the fixed sample size intervals are derived from the concentration inequalities such as Hoeffding, Bernstein, or Bennett [20, Section 2]. Although the techniques of stitching are slightly different for those methods, they are easily transferable from one to another. The tightness of the confidence sequences is mainly controlled by the sharpness of the fixed sample size concentration inequalities.

To the best of our knowledge, all the existing confidence sequences are built upon concentration results that bound the moment generating function and follow the Cramér-Chernoff technique. Those concentration results are conservative and can be significantly improved [21]. In this paper, we leverage the refined concentration results introduced by Bentkus [5]. We first develop a “maximal” version of Bentkus’ concentration inequality. Based on it, we construct the confidence sequence via stitching. In honor of Bentkus, who pioneered this line of refined concentration inequalities, we call our confidence sequence as *Bentkus’ Confidence Sequence*.

To summarize, major contributions of this article are four-fold.

- For pointwise concentration results, we provide a *near-optimal* refinement of the Cramér-Chernoff tail bound for bounded random variables based on the results of [5, 6, 22]. Unlike the Chernoff bounds, the refined bound is optimal up to $e^2/2$, i.e., there exists a distribution such that for

¹Of course, if we take $\text{CI}_n(\delta) = (-\infty, \infty)$, then (1) is trivially satisfied.

random variables Y_i with that distribution, our tail bound is at most $e^2/2$ times the true tail. Further, our bound is always smaller than the Chernoff bounds. The computation of Bentkus’ method is non-trivial. We provide closed-form equations for our tail bound so that the exact numerical solution can be obtained easily.

- We use these results in conjunction with a “stitching” method to construct non-asymptotic confidence sequences. For $\bar{Y} = n^{-1} \sum_{i=1}^n Y_i$, the confidence interval is

$$\text{CI}_n(\delta) := [\bar{Y}_n - q_n^{\text{low}}(\delta), \bar{Y}_n + q_n^{\text{up}}(\delta)],$$

for different values $q_n^{\text{low}}(\delta)$, $q_n^{\text{up}}(\delta) \geq 0$ and they scale like $\sqrt{\text{Var}(Y_1) \log \log(n)/n}$ as $n \rightarrow \infty$. The optimal nature of our tail bounds implies that our confidence sequence is always shorter in length than the adaptive Hoeffding bound [29] and the empirical Bernstein bound [20].

- Our confidence sequence utilizes the variance of Y . For practical usage, we also provide a close form upper bound on the true variance of the bounded random variables, so that our confidence sequence is actionable in practice. This upper bound can even be improved using numerical solvers.
- We conducted numerical experiments to verify our theoretical claims. We also applied the confidence sequence to the (ε, δ) -accurate mean estimation problem above, and show that it gives a much smaller stopping time than the competing methods.

Organization. The rest of this article is organized as follows. Section 2 reviews the related work. Section 3 contains all our theoretical results. Section 4 presents the numerical experiments that confirm the superiority of our method. Section 5 summarizes the contributions and considers some future directions of the work.

2 Related Work

Zhao et al. [29] propose confidence sequences through Hoeffding’s inequality; the assumption here is that Y_i ’s are $1/2$ -sub-Gaussian. For random variables supported on $[L, U]$, this is satisfied after dividing by $(U - L)$. This confidence sequence does not scale with the true variance and hence can be conservative. Mnih et al. [20] building on [2] construct confidence sequences through Bernstein’s inequality and the intervals here scale correctly with the true variance. Both these confidence sequences are closed-form in nature. More recently, Howard et al. [15] unified the techniques of obtaining confidence sequences under a variety of assumptions on random variables. This work builds on much of the existing statistics literature and we refer the reader to this paper for a detailed historical account. The main message from this paper is that the width of any confidence sequence $\text{CI}_n(\delta)$ satisfying (1) must be larger than $\sqrt{A^2(\log \log n)/n}$ as n tends to infinity, where A^2 represents the common variance of Y_1, Y_2, \dots .

All the confidence sequences in the works mentioned above depend on bounding the moment generating function and follow the Cramér-Chernoff technique. Such confidence sequences are conservative and can be significantly improved [21]. To understand the deficiency of such concentration inequalities, consider for example the Bernstein’s inequality: for $\bar{Y}_n = \sum_{i=1}^n Y_i/n$,

$$\mathbb{P}(\sqrt{n}(\bar{Y}_n - \mu) \geq t) \leq \exp(-t^2/\{2A^2 + 2Bt/(3\sqrt{n})\}),$$

which scales like $\exp(-t^2/(2A^2))$. However, the central limit theorem implies $\mathbb{P}(\sqrt{n}(\bar{Y}_n - \mu) \geq t) \approx 1 - \Phi(t/A)$ where the limit behaves like $\exp(-t^2/(2A^2))/\sqrt{2\pi((t/A)^2 + 1)}$ [1, Formula 7.1.13]. Therefore, Bernstein's inequality and the true tail differ by the scaling $\sqrt{2\pi(t^2/A^2 + 1)}$ which can be significant for large t . This explains why a further refinement is possible and Bentkus [5] presents such refined concentration inequalities. Our work essentially builds on [5, 6, 8, 22, 24] to obtain a confidence sequence through the technique of stitching.

3 Bentkus' Confidence Sequences

For any random variable Y_i with mean μ , $X_i = Y_i - \mu$ is mean zero and hence we will mostly restrict to the case of mean zero random variables. The result for general μ will readily follow; see Theorem 4. In this section, we discuss Bentkus' concentration inequality for bounded mean zero random variables. After this, we present a refined confidence sequence that is not readily actionable because it depends on the true variance of random variables. Finally, we present an actionable version where we replace the true variance by an estimated upper bound. This provides an analog of the empirical Bernstein confidence sequence, which we call *Empirical Bentkus Confidence Sequence*.

The setting is as follows. Suppose X_1, X_2, \dots are independent random variables satisfying

$$\mathbb{E}[X_i] = 0, \quad \text{Var}(X_i) \leq A_i^2, \quad \text{and} \quad \mathbb{P}(X_i > B) = 0, \quad \text{for } i \geq 1. \quad (2)$$

We will first derive concentration inequalities under the one-sided bound assumption as in (2) which only requires $X_i \leq B$ almost surely. To derive actionable versions of the concentration inequalities (with estimated variance), we will impose a two-sided bound assumption.

3.1 Bentkus' Concentration Inequality for a fixed Sample Size

We now present a concentration inequality that holds uniformly over all sample sizes up to a fixed time. Our refined tail bounds are based on a worst case two-point distribution satisfying (2). Define mean zero independent random variables G_1, G_2, \dots as

$$\mathbb{P}(G_i = -A_i^2/B) = B^2/(A_i^2 + B^2) \quad \text{and} \quad \mathbb{P}(G_i = B) = A_i^2/(A_i^2 + B^2). \quad (3)$$

These random variables satisfy $\text{Var}(G_i) = A_i^2$ and $\mathbb{P}(G_i > B) = 0$. Furthermore, G_i 's are the worst case random variables satisfying (2) in the sense that for all $n \geq 1$ and $x \in \mathbb{R}$,

$$\sup_{X_1, \dots, X_n \sim (2)} \mathbb{E}[(\sum_{i=1}^n X_i - x)_+^2] = \mathbb{E}[(\sum_{i=1}^n G_i - x)_+^2], \quad (4)$$

where $(a)_+ = \max\{a, 0\}$ and the supremum is over all distributions of X_i 's satisfying (2). Moreover,

$$\mathbb{P}(\sum_{i=1}^n G_i \geq x) \leq \sup_{X_1, \dots, X_n \sim (2)} \mathbb{P}(\sum_{i=1}^n X_i \geq x) \leq (e^2/2) \mathbb{P}(\sum_{i=1}^n G_i \geq x), \quad (5)$$

where the right hand side inequality holds for all x in the support of $\sum_{i=1}^n G_i$; it holds for all $x \in \mathbb{R}$ if $\mathbb{P}(\sum_{i=1}^n G_i \geq x)$ is replaced by its log-linear interpolation; see [5] for details. The left hand side inequality in (5) is trivial because G_i 's satisfy (2) and the right hand side inequality is derived using (4). Inequalities in (5) show that concentration inequalities based on the two-point random variables G_i are sharp up to a constant factor $e^2/2$. This is unlike the classical Cramér-Chernoff inequalities which differ from the optimal one by a factor depending on x ; see Talagrand [26].

Set $\mathcal{A} = \{A_1, A_2, \dots\}$ as the collection of standard deviations and for $n \geq 1$, $\delta \in [0, 1]$, define

$$q(\delta; n, \mathcal{A}, B) \text{ as the solution to } \inf_{x \leq u} \frac{\mathbb{E}[(\sum_{i=1}^n G_i - x)_+^2]}{(u - x)_+^2} = \delta. \quad (6)$$

The solution exists uniquely for $\delta \geq \mathbb{P}(\sum_{i=1}^n G_i = nB)$ and is defined to be $nB+1$ if $\delta < \mathbb{P}(\sum_{i=1}^n G_i = nB)$. The following result provides a refined concentration inequality for $S_n = \sum_{i=1}^n X_i$. It is a “maximal” version of Theorem 2.1 of [8], and we defer the proof to Appendix D.

Theorem 1. *Fix $n \geq 1$. If X_1, X_2, \dots, X_n are independent random variables satisfying (2), then*

$$\mathbb{P}\left(\max_{1 \leq t \leq n} S_t \geq q(\delta; n, \mathcal{A}, B)\right) \leq \delta, \quad \text{for any } \delta \in [0, 1]. \quad (7)$$

Further, if $A_1 = \dots = A_n = A$ and if $\tilde{q}(\cdot; A, B)$ is some function such that $\mathbb{P}(\max_{1 \leq t \leq n} S_t \geq n\tilde{q}(\delta^{1/n}; A, B)) \leq \delta$ for all $\delta \in [0, 1]$ and all X_1, \dots, X_n satisfying (2), then $q(\delta; n, \mathcal{A}, B) \leq n\tilde{q}(\delta^{1/n}; A, B)$ for all $\delta \in [0, 1]$.

The first part of Theorem 1 provides a finite sample valid estimate of the quantile and the second part implies that it is sharper than the usual concentration inequalities such as Hoeffding, Bernstein, Bennett or Prokhorov inequalities. To see this fact, note that $\mathbb{P}(\max_{1 \leq t \leq n} S_t \geq n\tilde{q}(\delta^{1/n}; A, B)) \leq \delta$ for all $\delta \in [0, 1]$ is equivalent to the existence of a function $H(u; A, B)$ such that $\mathbb{P}(\max_{1 \leq k \leq n} S_t \geq nu) \leq H^n(u; A, B)$ for all u . The classical concentration inequalities mentioned above are all of this product form and hence weaker than our bound. See Figure 1a for an illustration and [5, 6, 8, 22] for further discussion. Computation of $q(\cdot; n, \mathcal{A}, B)$ is discussed in Section 9 of Bentkus et al. [8] and we provide a detailed discussion in Appendix C. In this respect, the following result describes the function in (6) as a piecewise smooth function in case $A_1 = \dots = A_n = A$.

Proposition 1. *Set $p_{AB} = A^2/(A^2 + B^2)$ and $Z_n = \sum_{i=1}^n R_i$ where $R_i \sim \text{Bernoulli}(p_{AB})$. Then*

$$\inf_{x \leq u} \mathbb{E}[(\sum_{i=1}^n G_i - x)_+^2]/(u - x)_+^2 = P_2(np_{AB} + u(1 - p_{AB})/B; Z_n), \quad \text{for all } u \in \mathbb{R},$$

where $P_2(x; Z_n) = 1$ for $x \leq np_{AB}$ and for any $x \geq np_{AB}$ and $1 \leq k \leq n - 1$,

$$P_2(x; Z_n) = \begin{cases} \frac{np_{AB}(1-p_{AB})}{(x-np_{AB})^2 + np_{AB}(1-p_{AB})}, & \text{if } np_{AB} < x \leq \frac{v_0}{e_0}, \\ \frac{v_k p_k - e_k^2}{x^2 p_k - 2x e_k + v_k}, & \text{if } \frac{v_{k-1} - (k-1)e_{k-1}}{e_{k-1} - (k-1)p_{k-1}} < x \leq \frac{v_k - k e_k}{e_k - k p_k}, \\ \mathbb{P}(Z_n = n) = p_{AB}^n, & \text{if } x \geq \frac{v_{n-1} - (n-1)e_{n-1}}{e_{n-1} - (n-1)p_{n-1}} = n. \end{cases}$$

Here $p_k = \mathbb{P}(Z_n \geq k)$, $e_k = \mathbb{E}[Z_n \mathbb{1}\{Z_n \geq k\}]$, and $v_k = \mathbb{E}[Z_n^2 \mathbb{1}\{Z_n \geq k\}]$.

Based on the description in Proposition 1 and (6), computation of $q(\cdot; n, A, B)$ follows. In Appendix C.1, we also provide a similar piecewise description of $q(\cdot; n, A, B)$.

3.2 Adaptive Bentkus’ Concentration Inequality with Known Variance

Although Theorem 1 leads to a uniform in sample size confidence sequence until size n , it is very wide for sample sizes much smaller than n . We now use the method of stitching to obtain a confidence sequence that is valid for all sample sizes and scales reasonably well with respect to the sample size. We refer the reader to Mnih et al. [20, Section 3.2] and Howard et al. [15, Section 3.1] for details. To construct a uniform over n confidence sequence, we require two user-chosen parameters:

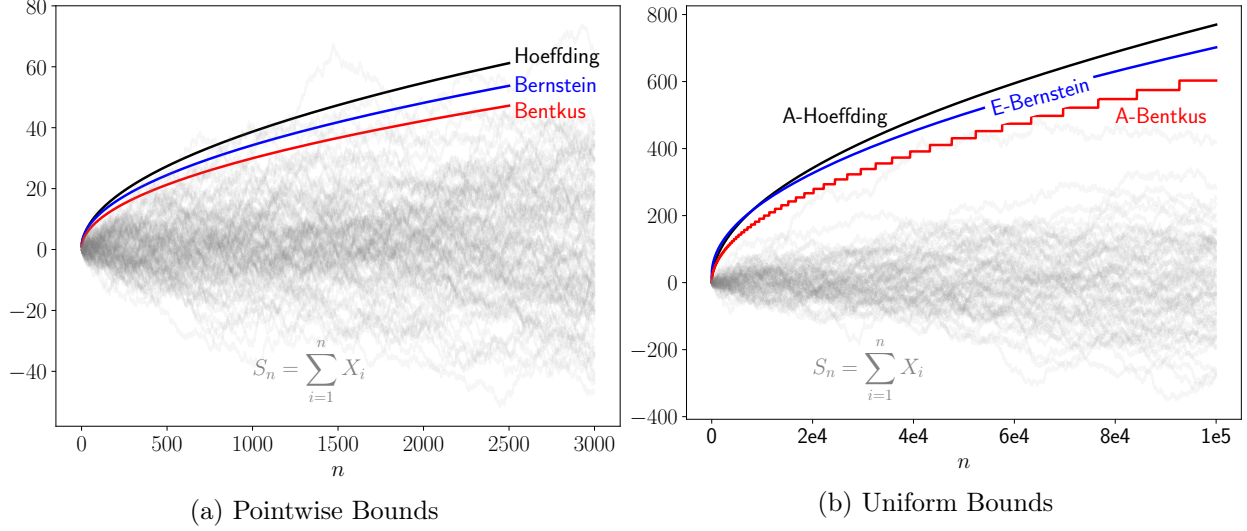


Figure 1: Comparison of the concentration bounds when $\delta = 0.05$. X_i are centered i.i.d. Bernoulli(1/4). We give the true standard deviation $A_i = \sqrt{3}/4$ and upper bound $B = 3/4$ to all the methods. (a) The average failure frequencies across 300 trials and $1 \leq n \leq 3000$ are: Hoeffding 0.00205 ± 0.00261 , Bernstein 0.00593 ± 0.0044 , Bentkus 0.01411 ± 0.00769 . (b) A-Bentkus is computed using $\eta = 1.1$, $h(k) = (k+1)^{1.1}\zeta(1.1)$. For 3000 trials, there is zero failure for Adaptive Hoeffding and Empirical Bernstein, but 3 for A-Bentkus (8). In both cases, all the bounds have failure frequency bounded above by δ but the Bentkus' bound is the least conservative. The differences between the bounds continue to grow as n increases.

1. a scalar $\eta > 1$, which determines the geometric spacing.
2. a function $h : \mathbb{R}_+ \rightarrow \mathbb{R}_+$ such that $\sum_{k=0}^{\infty} 1/h(k) \leq 1$. Ideally, $1/h(k)$ adds up to 1.

The following result gives a uniform over n tail inequality by splitting $\{n \geq 1\}$ into $\bigcup_{k \geq 1} \{\lfloor \eta^k \rfloor \leq n \leq \lfloor \eta^{k+1} \rfloor\}$ and then applying (7) within $\{\lfloor \eta^k \rfloor \leq n \leq \lfloor \eta^{k+1} \rfloor\}$. See Appendix E for the proof.

Theorem 2. *If X_1, X_2, \dots are independent random variables satisfying (2), then*

$$\mathbb{P} \left(\exists n \geq 1 : S_n \geq q \left(\frac{\delta}{h(k_n)}; c_n, \mathcal{A}, B \right) \right) \leq \delta, \quad \text{for any } \delta \in [0, 1], \quad (8)$$

where $k_n := \inf\{k \geq 0 : \lfloor \eta^k \rfloor \leq n \leq \lfloor \eta^{k+1} \rfloor\}$ and $c_n := \lfloor \eta^{k_n+1} \rfloor$.

The choice of the spacing parameter η and stitching function $h(\cdot)$ determine the shape of the confidence sequence and there is no universally optimal setting. The growth rate of $h(\cdot)$ determines how the budget of δ is spent over sample sizes; a quickly growing $h(\cdot)$ such as 2^k yield confidence intervals of essentially 100% confidence for larger sample size. The choice of η determines how conservative the bound is for $\{\lfloor \eta^k \rfloor \leq n \leq \lfloor \eta^{k+1} \rfloor\}$; for η too large the bound will be conservative for n close to η^k . Eq. (5) shows that bound is tightest at $n = \lfloor \eta^{k+1} \rfloor$ in each epoch. Throughout this paper, we use $\eta = 1.1$ and $h(k) = \zeta(1.1)(k+1)^{1.1}$ where $\zeta(\cdot)$ is the Riemann zeta function.

The same stitching method used in Theorem 2 can also be used with Hoeffding and Bernstein inequalities as done in [29] and [2], respectively. However, given that inequality (7) is sharper than

Hoeffding and Bernstein inequalities, our bound (8) is sharper for the same spacing parameter η and stitching function $h(\cdot)$; see Figure 1b. Stitched bounds as in Theorem 2 are always piecewise constant but the Hoeffding and Bernstein versions from [29] and [20] are smooth because they are upper bounds of the piecewise constant boundaries (obtained using $n \leq c_n \leq \eta n$ and $k_n \leq \log_\eta n + 1$). For practical use, smoothness is immaterial and the piecewise constant versions are sharper.

3.3 Adaptive Bentkus Confidence Sequence with Estimated Variance

Theorem 2 is not actionable in its form because it involves the unknown sequence of A_1, A_2, \dots . In the case where $A_1 = A_2 = \dots = A$, one needs to generate an upper bound of A (for a known B) and obtain an actionable version of Theorem 2. Finite-sample over-estimation of A requires a two-sided bound on the X_i 's; one-sided bounds on the random variables do not suffice. This actionable version is a refined version of empirical Bernstein inequality that is uniform over the sample sizes.

We will assume that $\mathbb{P}(\underline{B} \leq X_i \leq B) = 1 \forall i$. Define $\bar{A}_1(\delta) = (B - \underline{B})/2$ and for $n \geq 2, \delta \in [0, 1]$

$$\hat{A}_n^2 := \lfloor n/2 \rfloor^{-1} \sum_{i=1}^{\lfloor n/2 \rfloor} (X_{2i} - X_{2i-1})^2/2, \quad \text{and} \quad \bar{A}_n(\delta) := \sqrt{\hat{A}_n^2 + g_{2,n}^2(\delta)} + g_{2,n}(\delta), \quad (9)$$

where $g_{2,n}(\delta) := (2\sqrt{2}n)^{-1} \sqrt{\lfloor c_n/2 \rfloor} (B - \underline{B}) \Phi^{-1}(1 - 2\delta/(e^2 h(k_n)))$, for the distribution function $\Phi(\cdot)$ of a standard normal random variable. We will write $\bar{A}_n(\delta; B, \underline{B})$, when needed, to stress the dependence of $\bar{A}_n(\delta)$ on B, \underline{B} . Lemma F.1 shows that $\bar{A}_n(\delta)$ is a valid over-estimate of A uniformly over n and yields the following actionable bound. We defer the proof to Appendix F.

Theorem 3. *If X_1, X_2, \dots are mean-zero independent random variables satisfying $\text{Var}(X_i) = A^2$ and $\mathbb{P}(\underline{B} \leq X_i \leq B) = 1$ for all $i \geq 1$, then for any $\delta_1, \delta_2 \in [0, 1]$,*

$$\mathbb{P}\left(\exists n \geq 1 : S_n \geq q\left(\frac{\delta_1}{h(k_n)}; c_n, \bar{A}_n^*(\delta_2), B\right) \quad \text{or} \quad A \geq \bar{A}_n^*(\delta_2, B, \underline{B})\right) \leq \delta_1 + \delta_2,$$

and

$$\mathbb{P}\left(\exists n \geq 1 : S_n \leq -q\left(\frac{\delta_1}{h(k_n)}; c_n, \bar{A}_n^*(\delta_2), -\underline{B}\right) \quad \text{or} \quad A \geq \bar{A}_n^*(\delta_2, B, \underline{B})\right) \leq \delta_1 + \delta_2,$$

where $\bar{A}_n^*(\delta_2) := \min_{1 \leq s \leq n} \bar{A}_n(\delta_2, B, \underline{B})$, and k_n, c_n are those defined in Theorem 2.

Theorem 3 is an analogue of the empirical Bernstein inequality [20, Eq. (5)]. The over-estimate of A in (9) can be improved by using non-analytic expressions, but we present the version above for simplicity; see Appendix F for details on how to improve $\bar{A}_n(\delta)$ in (9).

Theorem 3 can be used to construct a confidence sequence as follows. Suppose Y_1, Y_2, \dots are independent random variables with mean μ , variance A^2 , and satisfying $\mathbb{P}(L \leq Y_i \leq U) = 1$. Then $X_i = Y_i - \mu$ is a zero mean random variable where $\mathbb{P}(L - \mu \leq X_i \leq U - \mu) = 1$, and Theorem 3 is directly applicable with $B = -\underline{B} = U - L$. An interesting observation is that we can refine the values of \underline{B} and B while we are updating the confidence interval for μ . Suppose we have a valid upper and lower bound when we observed n data points: $-q_n^{\text{low}} \leq \sum_{i=1}^n Y_i - n\mu \leq q_n^{\text{up}}$, this implies

$$\mu_n^{\text{low}} := \bar{Y}_n - n^{-1} q_n^{\text{up}} \leq \mu \leq \bar{Y}_n + n^{-1} q_n^{\text{low}} =: \mu_n^{\text{up}},$$

where \bar{Y}_n is the empirical mean of Y . We thus have a valid estimate $[L - \mu_n^{\text{up}}, U - \mu_n^{\text{low}}]$ of the support of X , and when we observe Y_{n+1} , we can use $U - \mu_n^{\text{low}}$ as B and $L - \mu_n^{\text{up}}$ as \underline{B} . Importantly, as Theorem 3 provides a uniform concentration bound, these recursively defined upper and lower bounds hold simultaneously too. This leads to the following result, proved in Appendix G.

Theorem 4. *If random variables Y_1, Y_2, \dots are independent with mean μ , variance A^2 and satisfy $\mathbb{P}(L \leq Y_i \leq U) = 1$. Define $\mu_0^{\text{up}} := U$, $\mu_0^{\text{low}} := L$, and for $n \geq 1$*

$$\begin{aligned}\mu_n^{\text{up}} &= \bar{Y}_n + \frac{1}{n}q\left(\frac{\delta_1}{2h(k_n)}; c_n, \bar{A}_n^*(\delta_2, U, L), -(L - \mu_{n-1}^{\text{up}})\right) \\ \mu_n^{\text{low}} &= \bar{Y}_n - \frac{1}{n}q\left(\frac{\delta_1}{2h(k_n)}; c_n, \bar{A}_n^*(\delta_2, U, L), U - \mu_{n-1}^{\text{low}}\right)\end{aligned}$$

Let $\mu_n^{\text{up}*} = \min_{0 \leq i \leq n} \mu_i^{\text{up}}$ and $\mu_n^{\text{low}*} = \max_{0 \leq i \leq n} \mu_i^{\text{low}}$. Then for any $\delta_1, \delta_2 \in [0, 1]$

$$\mathbb{P}\left(\mu \in [\mu_n^{\text{low}*}, \mu_n^{\text{up}*}] \quad \text{and} \quad A \leq \bar{A}_n^*(\delta_2, U, L) \quad \text{for all } n \geq 1\right) \geq 1 - \delta_1 - \delta_2. \quad (10)$$

Because $\mu_0^{\text{up}} = U, \mu_0^{\text{low}} = L$, the confidence intervals $[\mu_n^{\text{low}*}, \mu_n^{\text{up}*}]$ is always a subset of $[L, U]$.

4 Numerical Experiments

In this section, we conduct numerical experiments to demonstrate the efficacy of our method. Section 4.1 examines the coverage probability and the width of the confidence intervals constructed on a synthetic data from Bernoulli(0.1); for other cases, see Appendix B. Section 4.2 applies the confidence sequences to an adaptive stopping algorithm for (ε, δ) -mean estimation.

We compare our adaptive Bentkus confidence sequence (10) with the adaptive Hoeffding [29], empirical Bernstein [20], and two other versions of empirical Bernstein inequality from [15]: Eq. (24) and Theorem 4 with the gamma-exponential boundary from Proposition 9 of [15].² We denote these methods by **A-Bentkus**, **A-Hoeffding**, **E-Bernstein**, **HRMS-Bernstein**, and **HRMS-Bernstein-GE** respectively. For all the experiments, we use $\delta = 0.05$. For **A-Bentkus**, we fix the spacing parameter $\eta = 1.1$, the stitching function $h(k) = (k+1)^{1.1}\zeta(1.1)$, and $\delta_1 = 2\delta/3, \delta_2 = \delta/3$.

4.1 Confidence Sequences for Bernoulli Random Variables

In this experiment, we generate i.i.d samples $Y_1, Y_2, \dots, Y_{20000} \stackrel{\text{i.i.d}}{\sim} \text{Bernoulli}(0.1)$ and compute the confidence sequences for the true mean $\mu = 0.1$. Figure 2a gives an illustration of the confidence sequences obtained and shows the sharpness of **A-Bentkus** (10).

For most of the cases ($n \geq 20$), **A-Bentkus** dominates the other methods. For smaller sample sizes, **A-Bentkus** also closely traces **A-Hoeffding** and outperforms the others. This is because the variance estimation is likely conservative and in which case our \bar{A}_n^* ends up using the trivial upper bound $(U - L)/2$, which is essentially what **A-Hoeffding** is exploiting. In fact, we have provided the same upper bound for all the other Bernstein-type methods too, and **A-Bentkus** still outperforms. This phenomenon shows the intrinsic sharpness of our bound.

We repeat the above experiment 1000 times and report the average miscoverage rate:

$$\frac{1}{1000} \sum_{r=1}^{1000} \mathbb{1}\{\mu \notin \text{CI}_n^{(r)} \text{ for some } 1 \leq n \leq 20000\}.$$

where $\text{CI}_n^{(r)}$ is the confidence interval constructed after observing Y_1, \dots, Y_n in the r -th replication. The results are 0.001 for **A-Bentkus**, 0.003 for **HRMS-Bernstein-GE**, and 0 for the others. All the

²Code is available at https://github.com/enosair/bentkus_conf_seq.

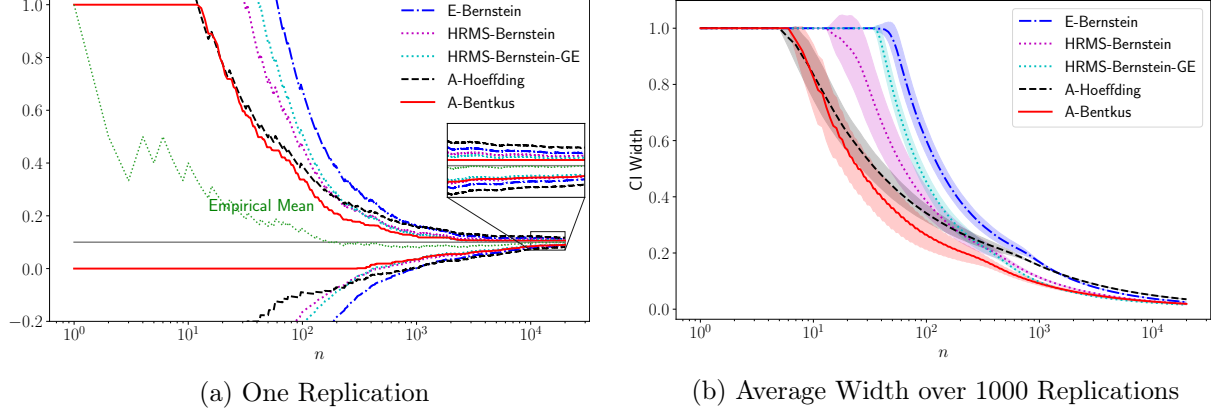


Figure 2: Comparison of the 95% confidence sequences for the mean when $Y_i \sim \text{Bernoulli}(0.1)$. Except **A-Hoeffding**, all other methods estimate the variance. **A-Bentkus** is the confidence sequence in (10). **HRMS-Bernstein-GE** involves a tuning parameter ρ which is chosen to optimize the sequence at $n = 500$ as suggested in Figure 7 of [15]. **(a)** shows the confidence sequences from a single replication. **(b)** shows the average widths of the confidence sequences over 1000 replications. The upper and lower bounds for all the other methods are cut at 1 and 0 for a fair comparison.

methods control the miscoverage rate by $\delta = 0.05$ but are all conservative. Recall from (5) that our failure probability bound can be conservative up to a constant of $e^2/2$. Furthermore, from the proofs of Theorems 2 and 4, we get that for $\eta = 1.1$, $h(k) = (k+1)^{1.1}\zeta(1.1)$,

$$\mathbb{P}(\mu \notin \text{CI}_n(\delta) \text{ for some } 1 \leq n \leq 20000) \leq \sum_{k=0}^{\log_{\eta}(20000)} \delta/h(k) \leq 0.41\delta.$$

With $\delta = 0.05$, the true bound on the failure probability is 0.0205. This explains why the average miscoverage rate is small.

We also report the average width of the confidence intervals in Figure 2b. All the values are between 0 and 1 as we cut the bounds from above and below for the other methods. As mentioned above, when n is very small **A-Bentkus** closely traces **A-Hoeffding** and both have smaller width. Yet the advantage of **A-Hoeffding** disappears for $n \geq 20$ and **A-Bentkus** enjoys smaller confidence interval width afterwards, and **HRMS-Bernstein-GE** improves slightly on **A-Bentkus** after observing very large number of samples.

4.2 Adaptive Stopping for Mean Estimation

We apply our confidence sequence to the adaptive stopping rule for estimating the mean of a bounded random variable Y . The goal is to obtain an estimator $\hat{\mu}$ such that the relative error $|\hat{\mu}/\mu - 1|$ is bounded by ε , and terminate the data sampling once such criterion is satisfied.

Given \bar{Y} the empirical mean and any confidence sequence centered at \bar{Y} satisfying (1), Algorithm 1 yields a valid stopping time and an (ε, δ) -accurate estimator; see [20, Section 3.1] for a proof. Clearly, a tighter confidence sequence will require less data sampling and yields a smaller stopping time. We follow the setup in Mnih et al. [20]. The data samples are i.i.d generated as $Y_i = m^{-1} \sum_{j=1}^m U_{ij}$, where U_{i1}, \dots, U_{im} are i.i.d uniformly distributed in $[0, 1]$. This implies that $\mu = \mathbb{E}[Y_i] = 1/2$ and $A^2 = \text{Var}(Y_i) = 1/(12m)$. Because Algorithm 1 requires symmetric

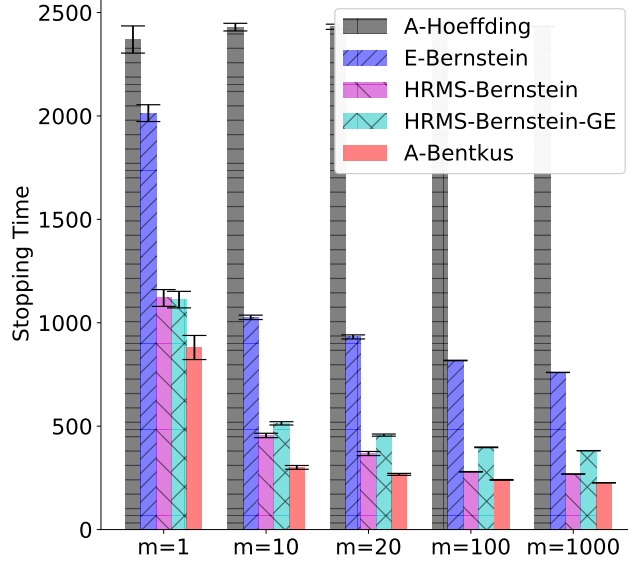


Figure 3: Comparison of confidence sequences for an (ε, δ) -estimator. Here $\varepsilon = 0.1$ and $\delta = 0.05$.

Algorithm 1: Adaptive Stopping Algorithm

```

1 Initialization:  $n \leftarrow 0$ ,  $LB \leftarrow 0$ ,  $UB \leftarrow \infty$ 
2 while  $(1 + \varepsilon)LB < (1 - \varepsilon)UB$  do
3    $n \leftarrow n + 1$ 
4   Sample  $Y_n$  and compute the  $n$ -th interval in the sequence:
5    $[\bar{Y}_n - Q_n, \bar{Y}_n + Q_n] \leftarrow \text{ConfSeq}(n, \delta)$ 
6    $LB \leftarrow \max\{LB, |\bar{Y}_n| - Q_n\}$ 
7    $UB \leftarrow \min\{UB, |\bar{Y}_n| + Q_n\}$ 
8 return stopping time  $N = n$  and estimator  $\hat{\mu} = (1/2)\text{sgn}(\bar{Y}_N)[(1 + \varepsilon)LB + (1 - \varepsilon)UB]$ .
```

intervals, we shall symmetrize the intervals returned by **A-Bentkus** by taking the largest deviation. We consider 5 cases: $m = 1, 10, 20, 100, 1000$ and report the average stopping time (i.e. the number of samples required to achieve $(\varepsilon, \delta) = (0.1, 0.05)$ accuracy) based on 200 trials in Figure 3. **HRMS-Bernstein-GE** involves a tuning parameter ρ , chosen here to optimize the confidence sequence at $n = 10$ (best out of 10, 50, 100, 200). As m increases, the variance of Y_i is decreasing. As expected, **A-Hoeffding** does not exploit the variance of random variables so the stopping times remains roughly the same. For others, the stopping time is decreasing. It is clear that on average, **A-Bentkus** is the best for all the values of m and the ratios of our stopping time to the second best are 0.79, 0.66, 0.72, 0.86, 0.84.

5 Summary and Future Directions

In this paper, we proposed a confidence sequence for bounded random variables and examined its efficacy in both synthetic examples and adaptive stopping algorithms. Although our results are presented for the mean, they can be applied to testing equality of distributions, testing independence [4,

Sections 3 and 5], and identifying the best arm in the multi-armed bandits problem [29, 14].

We assumed that X_i 's are independent and bounded and generalizations for dependence and sub-Gaussian cases are of interest. Regarding independence, Theorem 2.1 of [22] shows that Theorem 1 holds even if X_i 's form a supermartingale difference sequence, i.e., assumption (2) is replaced by

$$\mathbb{E}[X_i|X_1, \dots, X_{i-1}] \leq 0, \quad \mathbb{P}(\mathbb{E}[X_i^2|X_1, \dots, X_{i-1}] \leq A_i^2) = 1, \quad \text{and} \quad \mathbb{P}(X_i > B) = 0.$$

Theorem 2 follows readily, but Theorem 3 requires further restrictions that allow estimation of A_i^2 . Regarding the boundedness assumption, which maybe restrictive for applications in statistics, finance and economics, one can replace assumption (2) by

$$\mathbb{E}[X_i] = 0, \quad \text{Var}(X_i) \leq A_i^2, \quad \text{and} \quad \mathbb{P}(X_i > x) \leq \bar{F}(x) \quad \text{for all } x \in \mathbb{R}, \quad (11)$$

where $\bar{F}(\cdot)$ is a survival function on $[0, \infty)$, i.e., $\bar{F}(\cdot)$ is non-increasing and $\bar{F}(0) = 1$ and $\bar{F}(\infty) = 0$. For example, $\bar{F}(x) = 1/\{1 + (x/K)_+^\alpha\}$, or $\bar{F}(x) = \exp(-(x/K)_+^\alpha)$, for some $K > 0$; $\alpha = 2$ in the second example is sub-Gaussianity. Similar to (5), there exist random variables $\eta_i = \eta_i(A_i^2, \bar{F})$ satisfying (11) such that

$$\sup_{X_1, \dots, X_n \sim (11)} \mathbb{E} \left[\left(\sum_{i=1}^n X_i - t \right)_+^2 \right] = \mathbb{E} \left[\left(\sum_{i=1}^n \eta_i - t \right)_+^2 \right],$$

for all $n \geq 1$ and $t \in \mathbb{R}$. Here the supremum is taken over all distributions satisfying (11). Hence, Theorem 1 can be generalized, which in turn leads to generalizations of Theorems 2 and 3. The details on the construction of η_i and the corresponding confidence sequence will be discussed elsewhere.

Appendix

A Competing Concentration Bounds

Theorem 5 (Hoeffding; Theorem 3.1.2 of [12]). *If X_1, \dots, X_n are independent mean-zero random variables satisfying $\mathbb{P}(\underline{B} \leq X_i \leq B) = 1$, then*

$$\mathbb{P} \left(S_n \geq \sqrt{\frac{1}{2}n(B - \underline{B})^2 \log \left(\frac{1}{\delta} \right)} \right) \leq \delta, \quad \forall \delta \in [0, 1].$$

(There is a generalization of Hoeffding's inequality that relaxes the boundedness assumption by a sub-Gaussian assumption; see [29] for details.)

Theorem 6 (Adaptive Hoeffding; Corollary 1 of [29]). *If X_1, \dots, X_n are independent mean-zero random variables satisfying $\mathbb{P}(\underline{B} \leq X_i \leq B) = 1$, then*

$$\mathbb{P} \left(\exists n \geq 1 : S_n \geq (B - \underline{B}) \sqrt{0.6n \log(\log_{1.1} n + 1) + \frac{\log(12/\delta)}{1.8}n} \right) \leq \delta, \quad \forall \delta \in [0, 1].$$

Theorem 7 (Bernstein; Theorem 3.1.7 of [12]). *If X_1, \dots, X_n, \dots are independent random variables satisfying (2), then*

$$\mathbb{P} \left(S_n \geq \sqrt{2 \sum_{i=1}^n A_i^2 \log \left(\frac{1}{\delta} \right) + \frac{1}{9} B^2 \log^2 \left(\frac{1}{\delta} \right) + \frac{1}{3} B \log \left(\frac{1}{\delta} \right)} \right) \leq \delta, \quad \forall \delta \in [0, 1].$$

Theorem 8 (Empirical Bernstein; Eq. (5) of [20]). *If X_1, X_2, \dots are independent mean zero random variables satisfying (2) with $A_1 = A_2 = \dots = A$, then*

$$\mathbb{P} \left(\exists n \geq 1 : S_n \geq \sqrt{2n\eta \hat{A}_n^2 \log(3h(k_n)/(2\delta))} + 3B\eta \log(3h(k_n)/(2\delta)) \right) \leq \delta,$$

where \hat{A}_n^2 is the sample variance and k_n is the constant defined in Theorem 2.

B More Simulations

B.1 Hyperparameters of Stitching

There are two hyperparameters of our stitching methods: (1) the spacing parameter $\eta > 1$ and (2) the power parameter $c > 1$ for the stitching function $h_c(k) = \zeta(c)(k+1)^c$ where $\zeta(\cdot)$ is the Riemann zeta function.

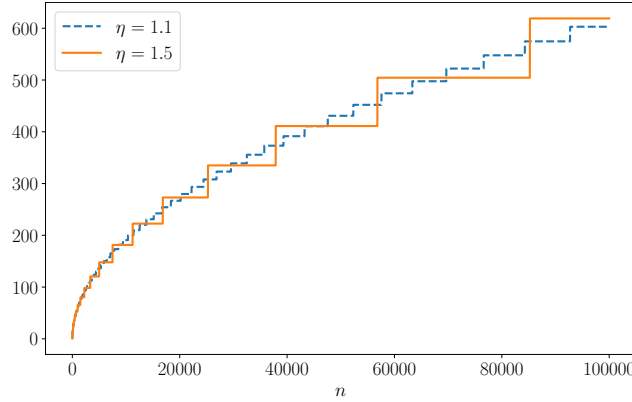


Figure 4: The upper bound of S_n obtained by adaptive Bentkus bound in Theorem 2 for different values of η . Both the variance $A = \sqrt{3}/4$ and the upper bound $B = 3/4$ is known.

Figure 4 illustrates that the choice of η determines how the budget δ is distributed across different sample sizes.

Figure 5 shows both the stitching function $h_c(\cdot)$ and corresponding upper bound **A-Bentkus** obtains. For a fixed sample size n , the bigger $h_c(k_n)$ is, the smaller budget $\delta/h_c(k_n)$ it obtains and hence it needs a larger upper bound. Hence, the faster $h_c(\cdot)$ grows, the more conservative upper bound (and corresponding, wider confidence interval) one will get.

B.2 Confidence Sequence for Bernoulli(0.5)

In this section, we present a comparison of our confidence sequence with **A-Hoeffding**, **E-Bernstein**, **HRMS-Bernstein**, and **HRMS-Bernstein-GE** on synthetic data from Bernoulli(0.5). In this case,

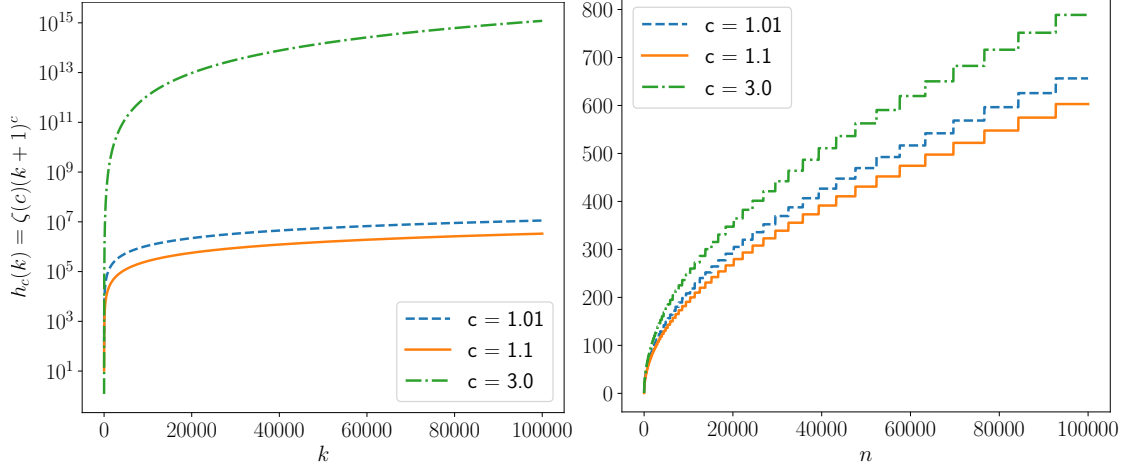


Figure 5: **Left:** The stitching function $h_c(\cdot)$ for different values of c . **Right:** The upper bound of S_n obtained by **A-Bentkus** with different values of c . Both the variance $A^2 = 3/16$ and the upper bound $B = 3/4$ is known.

$Y_1, Y_2, \dots \sim \text{Bernoulli}(0.5)$ and the variance is $1/4$. Hence in this case Hoeffding's inequality is sharp and nothing can be gained by variance exploitation. We note this very fact in our experiment, where our method behaves as well as **A-Hoeffding** for moderate to large sample sizes. Figures 6a and 6b show the comparison of confidence sequences in one replication and comparison of average width over 1000 replications. As in the case of $\text{Bernoulli}(0.1)$ (Section 4.1), for small sample sizes, **A-Hoeffding** and **A-Bentkus** behave very closely and are better than all other methods but for n moderately large, the sharpness of **A-Bentkus** clearly pays off by outperforming **A-Hoeffding** and all other methods.

C Computation of $q(\delta; n, \mathcal{A}, B)$

In this section we provide some details on the computation of $q(\delta; n, \mathcal{A}, B)$ based on [6] and [23]. We will restrict to the case where $A_1 = A_2 = \dots = A_n = \dots = A$.

For any random variable η , define

$$P_2(u; \eta) := \inf_{x \leq u} \frac{\mathbb{E}[(\eta - x)_+^2]}{(u - x)_+^2}.$$

For any A, B , set $p_{AB} = A^2/(A^2 + B^2)$.

Define Bernoulli random variables R_1, R_2, \dots, R_n as

$$\mathbb{P}(R_i = 1) = p_{AB} = 1 - \mathbb{P}(R_i = 0).$$

Set $Z_n = \sum_{i=1}^n R_i$. Z_n is a binomial random variables with n trials and success probability p_{AB} : $Z_n \sim \text{Bi}(n, p_{AB})$. For $0 \leq k \leq n$, define

$$\begin{aligned} p_k &:= \mathbb{P}(Z_n \geq k), \\ e_k &:= \mathbb{E}[Z_n \mathbb{1}\{Z_n \geq k\}], \\ v_k &:= \mathbb{E}[Z_n^2 \mathbb{1}\{Z_n \geq k\}]. \end{aligned}$$

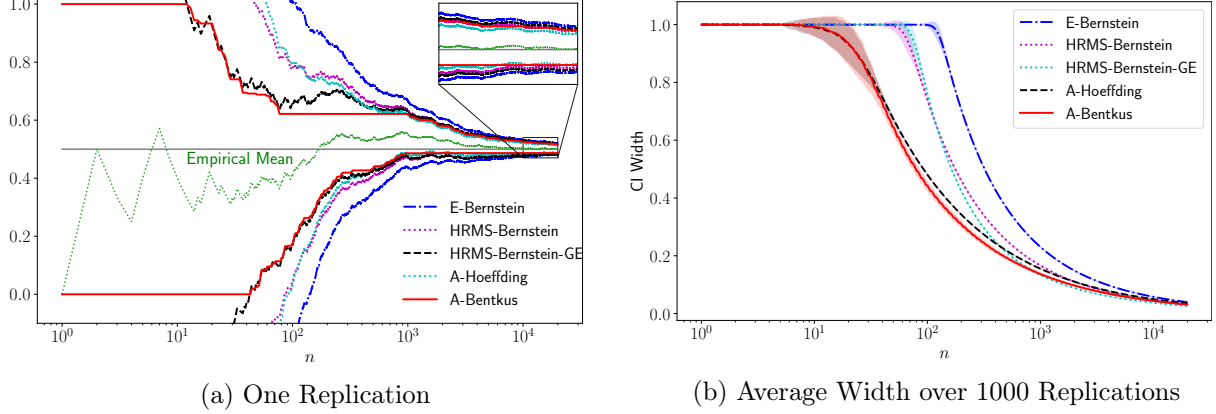


Figure 6: Comparison of the 95% confidence sequences for the mean when $Y_i \sim \text{Bernoulli}(0.5)$. Except **A-Hoeffding**, all other methods estimate the variance. **A-Bentkus** is the confidence sequence in (10). **HRMS-Bernstein-GE** involves a tuning parameter ρ which is chosen to optimize the boundary at $n = 500$. **(a)** shows the confidence sequences from a single replication. **(b)** shows the average widths of the confidence sequences over 1000 replications. The upper and lower bounds for all the other methods are cut at 1 and 0 for a fair comparison. The failure frequency is 0.001 for **HRMS-Bernstein-GE** and 0 for the others.

Proposition 2. For all $u \in \mathbb{R}$,

$$P_2\left(u; \sum_{i=1}^n G_i\right) = P_2\left(\frac{Bu + nA^2}{A^2 + B^2}; Z_n\right) = P_2\left(\frac{Bu + nA^2}{A^2 + B^2}; Z_n\right).$$

Furthermore, for any $x \geq 0$ and $1 \leq k \leq n-1$,

$$P_2(x; Z_n) = \begin{cases} 1, & \text{if } x \leq np_{AB}, \\ \frac{np_{AB}(1-p_{AB})}{(x-np_{AB})^2 + np_{AB}(1-p_{AB})}, & \text{if } np_{AB} < x \leq \frac{v_0}{e_0}, \\ \frac{v_k p_k - e_k^2}{x^2 p_k - 2x e_k + v_k}, & \text{if } \frac{v_{k-1} - (k-1)e_{k-1}}{e_{k-1} - (k-1)p_{k-1}} < x \leq \frac{v_k - k e_k}{e_k - k p_k}, \\ \mathbb{P}(Z_n = n) = p_{AB}^n, & \text{if } x \geq \frac{v_{n-1} - (n-1)e_{n-1}}{e_{n-1} - (n-1)p_{n-1}} = n. \end{cases}$$

Formally, we can set $P_2(x; Z_n) = 0$ for all $x > n$ because $\mathbb{P}(Z_n > n) = 0$.

Proof. The result is mostly an implication of Proposition 3.2 of [23]. It is clear that

$$M_n := \sum_{i=1}^n G_i \stackrel{d}{=} \frac{A^2 + B^2}{B} \left(\sum_{i=1}^n R_i - \frac{nA^2}{A^2 + B^2} \right),$$

where $R_i \sim \text{Bernoulli}(A^2/(A^2 + B^2))$, that is,

$$\mathbb{P}(R_i = 1) = p_{AB} = 1 - \mathbb{P}(R_i = 0).$$

Proposition 3.2(vi) of [23] implies that

$$P_2(u; M_n) := P_2\left(\frac{Bu + nA^2}{A^2 + B^2}; Z_n\right).$$

Hence it suffices to find $P_2(x; Z_n)$ for all $x \in \mathbb{R}$. The support of Z_n is given by

$$\text{supp}(Z_n) = \{0, 1, 2, \dots, n\}.$$

Proposition 3.2(iv) of [23] (with $\alpha = 2$) implies that

$$P_2(x; Z_n) = \begin{cases} 1, & \text{if } x \leq np_{AB}, \\ \mathbb{P}(Z_n = n), & \text{if } x \geq n. \end{cases}$$

Furthermore, $x \mapsto P_2(x; \sum_{i=1}^n R_i)$ is strictly decreasing on (np_{AB}, n) . Define function $F(h) : \mathbb{R} \rightarrow \mathbb{R}$ such that

$$F(h) := \frac{\mathbb{E}[Z_n(Z_n - h)_+]}{\mathbb{E}(Z_n - h)_+}. \quad (12)$$

For any $np_{AB} < x < n$, let h_x be the unique solution of

$$F(h) = x \quad (13)$$

(Uniqueness here is established by Proposition 3.2(ii) of [23].) Then by Proposition 3.2(iii) of [23],

$$\begin{aligned} P_2(x; Z_n) &= \frac{\mathbb{E}[(Z_n - h_x)_+^2]}{(x - h_x)_+^2} \\ &= \frac{\mathbb{E}[Z_n(Z_n - h_x)_+] - h_x \mathbb{E}[(Z_n - h_x)_+]}{(x - h_x)_+^2} \\ &= \frac{(x - h_x) \mathbb{E}[(Z_n - h_x)_+]}{(x - h_x)_+^2} \\ &= \frac{\mathbb{E}[(Z_n - h_x)_+]}{(x - h_x)_+}. \end{aligned} \quad (14)$$

This holds for all $nA^2/(A^2 + B^2) < x < n$. We will now discuss solving (13).

Proposition 3.2(i) of [23] implies that $h \mapsto F(h)$ is continuous and increasing.

If $h \leq 0$,

$$F(h) = \frac{\mathbb{E}[Z_n(Z_n - h)]}{\mathbb{E}[Z_n - h]} = \frac{np_{AB}(1 - p_{AB}) + n^2 p_{AB}^2 - hnp_{AB}}{np_{AB} - h} = np_{AB} + \frac{np(1 - p_{AB})}{np - h}.$$

This is strictly increasing on $(-\infty, 0]$, and $F(0) = np_{AB} + (1 - p_{AB})$. We get that for any $np_{AB} < x \leq np_{AB} + (1 - p_{AB})$,

$$F(h) = x \quad \Leftrightarrow \quad h_x = np_{AB} - \frac{np_{AB}(1 - p_{AB})}{x - np_{AB}}.$$

This further implies (from (14)) that

$$\begin{aligned} P_2(x; Z_n) &= \frac{\mathbb{E}[Z_n - h_x]}{x - h_x} \\ &= \frac{np_{AB}(1 - p_{AB})}{(x - np_{AB})^2 + np_{AB}(1 - p_{AB})}, \quad \text{for } np_{AB} \leq x \leq np_{AB} + (1 - p_{AB}). \end{aligned}$$

If $0 < h < n - 1$, set $k = \lceil h \rceil$, in other words, $k - 1 < h \leq k$. Since $\{Z_n \geq h\} \Leftrightarrow \{Z_n \geq k\}$, hence

$$\begin{aligned}\mathbb{E}[Z_n(Z_n - h)_+] &= \mathbb{E}[Z_n^2 \mathbb{1}\{Z_n \geq h\}] - h\mathbb{E}[Z_n \mathbb{1}\{Z_n \geq h\}] \\ &= \mathbb{E}[Z_n^2 \mathbb{1}\{Z_n \geq k\}] - h\mathbb{E}[Z_n \mathbb{1}\{Z_n \geq k\}], \\ \mathbb{E}[(Z_n - h)_+] &= \mathbb{E}[Z_n \mathbb{1}\{Z_n \geq k\}] - h\mathbb{P}(Z_n \geq k).\end{aligned}$$

Therefore,

$$\begin{aligned}F(h) &= \frac{\mathbb{E}[Z_n^2 \mathbb{1}\{Z_n \geq k\}] - h\mathbb{E}[Z_n \mathbb{1}\{Z_n \geq k\}]}{\mathbb{E}[Z_n \mathbb{1}\{Z_n \geq k\}] - h\mathbb{P}(Z_n \geq k)} \\ &= \frac{v_k - he_k}{e_k - hp_k}.\end{aligned}$$

It is not difficult to verify that $F(\cdot)$ is strictly increasing in $(k - 1, k]$ and hence

$$h_x = \frac{v_k - xe_k}{e_k - xp_k}, \quad \text{if } F(k - 1) < x \leq F(k).$$

Substituting this h_x in (14) yields the value of $P_2(x; Z_n)$, that is,

$$\begin{aligned}P_2(x; Z_n) &= \left(x - \frac{v_k - xe_k}{e_k - xp_k}\right)^{-1} \left(e_k - \frac{v_k - xe_k}{e_k - xp_k}p_k\right) \\ &= \left(\frac{e_k - xp_k}{2xe_k - x^2p_k - v_k}\right) \left(\frac{e_k^2 - v_kp_k}{e_k - xp_k}\right) \\ &= \frac{e_k^2 - v_kp_k}{2xe_k - x^2p_k - v_k}, \quad \text{whenever } F(k - 1) < x \leq F(k),\end{aligned}$$

where $F(k) = \frac{v_k - ke_k}{e_k - kp_k}$, $1 \leq k \leq n - 1$. Hence for $1 \leq k \leq n - 1$,

$$P_2(x; Z_n) = \frac{v_kp_k - e_k^2}{x^2p_k - 2xe_k + v_k}, \quad \text{whenever } \frac{v_{k-1} - (k-1)e_{k-1}}{e_{k-1} - (k-1)p_{k-1}} < x \leq \frac{v_k - ke_k}{e_k - kp_k}.$$

Finally, we prove that $F(\cdot)$ is a constant on $[n - 1, n]$. It is clear that

$$\begin{aligned}F(n - 1) &= \frac{v_{n-1} - (n-1)e_{n-1}}{e_{n-1} - (n-1)p_{n-1}} \\ &= \frac{\mathbb{E}[Z_n^2 \mathbb{1}\{Z_n \geq n-1\}] - (n-1)\mathbb{E}[Z_n \mathbb{1}\{Z_n \geq n-1\}]}{\mathbb{E}[Z_n \mathbb{1}\{Z_n \geq n-1\}] - (n-1)\mathbb{P}(Z_n \geq n-1)} \\ &= \frac{(n^2 - n(n-1))\mathbb{P}(Z_n = n)}{(n - (n-1))\mathbb{P}(Z_n = n)} = n.\end{aligned}$$

Further if $h > n - 1$, then $(Z_n - h)_+ > 0$ if and only if $Z_n = h$ and hence from (12)

$$F(h) = \frac{\mathbb{E}[Z_n(Z_n - h)_+]}{\mathbb{E}[(Z_n - h)_+]} = \frac{n(n - h)\mathbb{P}(Z_n = n)}{(n - h)\mathbb{P}(Z_n = n)} = n.$$

Therefore, the function $F(h)$ is constant on $[n - 1, n]$.

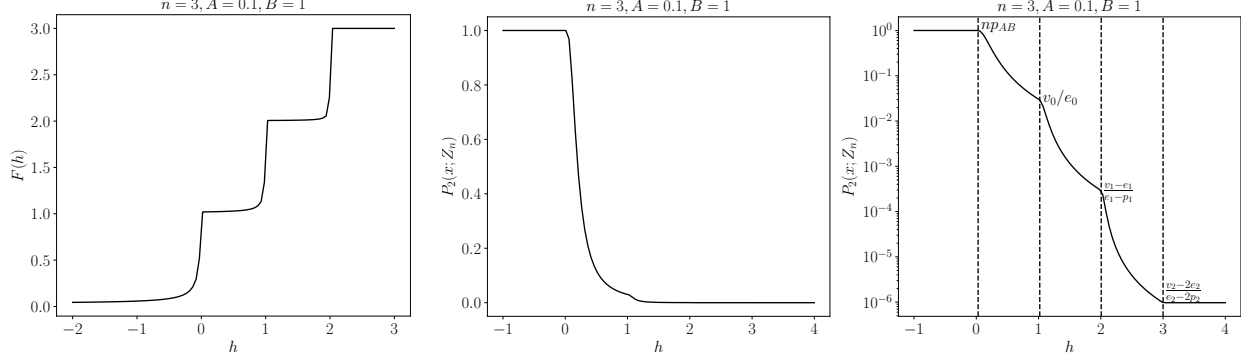


Figure 7: Examples functions $F(h)$ and $P_2(x; Z_n)$ when $n = 3$, $A = 0.1$ and $B = 1.0$. We plot $P_2(x; Z_n)$ in both linear (second plot) and log (third plot) scales on the y-axis.

For $h > n$, we set $F(h) = n$ since $\mathbb{P}(Z_n > h) = 0$. To put all the pieces together, we have

$$F(h) = \begin{cases} np_{AB} + \frac{np(1-p_{AB})}{np-h} & \text{if } h \leq 0, \\ \frac{v[h] - he[h]}{e[h] - hp[h]} & \text{if } 0 < h \leq n-1, \\ n & \text{if } h > n-1. \end{cases}$$

Consequently, for $np_{AB} < x < n$,

$$h_x = F^{-1}(x) = \begin{cases} np_{AB} - \frac{np_{AB}(1-p_{AB})}{x - np_{AB}}, & \text{if } np_{AB} < x \leq np_{AB} + (1 - p_{AB}), \\ \frac{v_k - xe_k}{e_k - xp_k}, & \text{if } F(k-1) < x \leq F(k), 1 \leq k \leq n-1. \end{cases}$$

□

C.1 Computation of the Quantile

Recall $p_{AB} = A^2/(A^2 + B^2)$, $Z_n = \sum_{i=1}^n R_i$, and $\sum_{i=1}^n G_i$ is identically distributed as $B^{-1}(A^2 + B^2)(Z_n - np_{AB})$. We will compute x_δ such that

$$P_2(x_\delta; Z_n) = \delta. \quad (15)$$

This implies that

$$P_2\left(\frac{(A^2 + B^2)x_\delta - nA^2}{B}; \sum_{i=1}^n G_i\right) = \delta, \quad \text{or equivalently, } q(\delta; n, A, B) = \frac{(A^2 + B^2)x_\delta - nA^2}{B}.$$

Hence we concentrate on solving (15). Recall that for any $x \geq 0$ and $1 \leq k \leq n-1$,

$$P_2(x; Z_n) = \begin{cases} 1, & \text{if } x \leq np_{AB}, \\ \frac{np_{AB}(1-p_{AB})}{(x - np_{AB})^2 + np_{AB}(1-p_{AB})}, & \text{if } np_{AB} < x \leq \frac{v_0}{e_0} = np_{AB} + (1 - p_{AB}), \\ \frac{v_k p_k - e_k^2}{x^2 p_k - 2x e_k + v_k}, & \text{if } \frac{v_{k-1} - (k-1)e_{k-1}}{e_{k-1} - (k-1)p_{k-1}} < x \leq \frac{v_k - k e_k}{e_k - k p_k}, \\ \mathbb{P}(Z_n = n) = p_{AB}^n, & \text{if } x \geq \frac{v_{n-1} - (n-1)e_{n-1}}{e_{n-1} - (n-1)p_{n-1}} = n. \end{cases} \quad (16)$$

The function $P_2(\cdot; Z_n)$ is a non-increasing function and hence if $\delta \leq p_{AB}^n$, then we get $x_\delta = n + 10^{-8}$; this corresponds to the last case in (16). If $P_2(v_0/e_0; Z_n) \leq \delta \leq 1$, then

$$x_\delta = np_{AB} + \sqrt{\frac{(1-\delta)np_{AB}(1-p_{AB})}{\delta}};$$

this corresponds to the first and second case in (16); note that $P_2(v_0/e_0; Z_n) = np_{AB}(1-p_{AB})/[(1-p_{AB})^2 + np_{AB}(1-p_{AB})]$. For the remaining cases, note that if there exists a $1 \leq k \leq n-1$ such that

$$P_2\left(\frac{v_k - ke_k}{e_k - kp_k}; Z_n\right) \leq \delta \leq P_2\left(\frac{v_{k-1} - (k-1)e_{k-1}}{e_{k-1} - (k-1)p_{k-1}}; Z_n\right),$$

then

$$\frac{v_{k-1} - (k-1)e_{k-1}}{e_{k-1} - (k-1)p_{k-1}} \leq x_\delta \leq \frac{v_k - ke_k}{e_k - kp_k}, \quad (17)$$

and using the closed form expression of $P_2(\cdot; Z_n)$ on this interval, we get

$$x_\delta = \frac{e_k + \sqrt{e_k^2 - p_k(v_k - (v_k p_k - e_k^2)/\delta)}}{p_k}. \quad (18)$$

Using these calculations, one can find k looping over $1 \leq k \leq n-1$ such that (17) holds. This approach has a complexity of $O(n)$, assuming the availability of p_k, e_k , and v_k .

We now describe an approach that reduces the complexity by finding quick-to-compute upper and lower bounds on x_δ . Lemmas 1.1 and 3.1 of [8] show that

$$\mathbb{P}(Z_n \geq x) \leq P_2(x; Z_n) \leq \frac{e^2}{2} \mathbb{P}^\circ(Z_n \geq x), \quad (19)$$

where $\mathbb{P}^\circ(Z_n \geq x)$ represents the log-linear interpolation of $P(Z_n \geq x)$, that is, for $x \in \{0, 1, \dots, n\}$

$$\mathbb{P}^\circ(Z_n \geq x) = \mathbb{P}(Z_n \geq x), \quad (20)$$

and for $x \in (k-1, k)$ such that $x = (1-\lambda)(k-1) + \lambda k$,

$$\mathbb{P}^\circ(Z_n \geq x) = (\mathbb{P}(Z_n \geq k-1))^{1-\lambda} (\mathbb{P}(Z_n \geq k))^\lambda.$$

Equation (2) of [5] further shows that

$$\mathbb{P}^\circ(Z_n \geq x) \leq (1-\lambda)\mathbb{P}(Z_n \geq k-1) + \lambda\mathbb{P}(Z_n \geq k). \quad (21)$$

Hence, to find $x = x_\delta$ satisfying $P_2(x; Z_n) = \delta$, find $k_1 \in \{0, 1, \dots, n\}$ such that

$$\mathbb{P}(Z_n \geq k_1) \geq \delta.$$

This implies (from (19)) that $P_2(k_1; Z_n) \geq \delta$ and because $x \mapsto P_2(x; Z_n)$ is decreasing, $x_\delta \geq k_1$. Further, find $k_2 \in \{0, 1, \dots, n\}$ such that

$$\mathbb{P}(Z_n \geq k_2) \leq \frac{2\delta}{e^2}.$$

This implies (from (21)) that $\mathbb{P}^o(Z_n \geq k_2) = \mathbb{P}(Z_n \geq k_2) \leq 2\delta/e^2$. Hence using (20), we get $P_2(k_2; Z_n) \leq \delta$ which implies that $x_\delta \leq k_2$. Summarizing this discussion, we get that x_δ satisfying $P_2(x_\delta; Z_n) = \delta$ also satisfies

$$k_1 \leq x_\delta \leq k_2, \quad (22)$$

where

$$\mathbb{P}(Z_n \geq k_1) \geq \delta \quad \text{and} \quad \mathbb{P}(Z_n \geq k_2) \leq \frac{2\delta}{e^2}.$$

The bounds in (22) are not very useful because the closed form expression (18) of x_δ requires finding upper and lower bounds for x_δ in terms of $(v_k - ke_k)/(e_k - kp_k)$'s.

Now we note that

$$v_k \geq ke_k \geq k^2 p_k \quad \Rightarrow \quad \frac{v_{k_2} - k_2 e_{k_2}}{e_{k_2} - k_2 p_{k_2}} \geq k_2.$$

This combined with (22) proves that

$$k_1 \leq x_\delta \leq k_2 \leq \frac{v_{k_2} - k_2 e_{k_2}}{e_{k_2} - k_2 p_{k_2}}.$$

The lower bound here is still not in terms of the ratios $(v_k - ke_k)/(e_k - kp_k)$. But given the upper bound, we can search for $k \leq k_2$ (by running a loop from k_2 to 0) such that

$$\frac{v_{k-1} - (k-1)e_{k-1}}{e_{k-1} - (k-1)p_{k-1}} \leq x_\delta \leq \frac{v_k - ke_k}{e_k - kp_k}. \quad (23)$$

Another approach is to make use of the lower bound in (22). Because $k_1 \leq (v_{k_1} - k_1 e_{k_1})/(e_{k_1} - k_1 p_{k_1})$, there are two possibilities:

1. $k_1 \leq x_\delta \leq (v_{k_1} - k_1 e_{k_1})/(e_{k_1} - k_1 p_{k_1})$;
2. $k_1 \leq (v_{k_1} - k_1 e_{k_1})/(e_{k_1} - k_1 p_{k_1}) < x_\delta$.

In the first case, it suffices to search for $k \leq k_1$ such that (23). In the second case, we can search over $k_1 + 1 \leq k \leq k_2$ as before.

D Proof of Theorem 1

It is clear that $(S_t, \mathcal{F}_t)_{t=1}^n$ with $\mathcal{F}_t = \sigma\{X_1, \dots, X_t\}$ is a martingale because

$$\mathbb{E}[S_t | \mathcal{F}_{t-1}] = S_{t-1} + \mathbb{E}[X_t] = S_{t-1}.$$

Consider now the process

$$D_t := (S_t - x)_+^2 \quad \text{for a fixed } x > 0.$$

The function $f : y \mapsto (y - x)_+^2$ is continuous and satisfies

$$f'(y) = \begin{cases} 0, & \text{if } y \leq x, \\ 2(y - x), & \text{if } y > x, \end{cases} \quad \text{and} \quad f''(y) = \begin{cases} 0, & \text{if } y \leq x, \\ 2, & \text{if } y > x. \end{cases}$$

Therefore, $f(\cdot)$ is a convex function. This implies by Jensen's inequality that

$$\mathbb{E}[D_t | \mathcal{F}_{t-1}] = \mathbb{E}[f(S_t) | \mathcal{F}_{t-1}] \geq f(S_{t-1}).$$

Hence $(D_t, \mathcal{F})_{t=1}^n$ is a submartingale. Doob's inequality now implies that

$$\begin{aligned} \mathbb{P}\left(\max_{1 \leq t \leq n} S_t \geq u\right) &\stackrel{(a)}{=} \mathbb{P}\left(\max_{1 \leq t \leq n} (S_t - x)_+^2 \geq (u - x)_+^2\right) \\ &= \mathbb{P}\left(\max_{1 \leq t \leq n} D_t \geq (u - x)_+^2\right) \\ &\stackrel{(b)}{\leq} \frac{\mathbb{E}[D_n]}{(u - x)_+^2} \leq \frac{\mathbb{E}[(S_n - x)_+^2]}{(u - x)_+^2}. \end{aligned}$$

Here equality (a) holds for every $x \leq u$ and inequality (b) holds because of Doob's inequality. Because $x \leq u$ is arbitrary, we get

$$\mathbb{P}\left(\max_{1 \leq t \leq n} S_t \geq u\right) \leq \inf_{x \leq u} \frac{\mathbb{E}[(S_n - x)_+^2]}{(u - x)_+^2},$$

and condition (2) along with Theorem 2.1 of [8] (or [22]) imply that

$$\mathbb{P}\left(\max_{1 \leq t \leq n} S_t \geq u\right) \leq \inf_{x \leq u} \frac{\mathbb{E}[(\sum_{i=1}^n G_i - x)_+^2]}{(u - x)_+^2}.$$

The definition (6) of $q(\delta; n, \mathcal{A}, B)$ readily implies

$$\mathbb{P}\left(\max_{1 \leq t \leq n} S_t \geq q(\delta; n, \mathcal{A}, B)\right) \leq \delta.$$

This completes the proof of (7). We now prove the sharpness. Note that the condition

$$\mathbb{P}\left(\max_{1 \leq t \leq n} S_t \geq n\tilde{q}(\delta^{1/n}; A, B)\right) \leq \delta \quad \text{for all } \delta \in [0, 1],$$

is equivalent to the existence of a function $x \mapsto H(x; A, B)$ such that

$$\mathbb{P}\left(\max_{1 \leq t \leq n} S_t \geq nu\right) \leq H^n(u; A, B), \quad \text{for all } u.$$

(The function $\delta \mapsto \tilde{q}(\delta^{1/n}; A, B)$ is the inverse of $u \mapsto H^n(u; A, B)$.) In particular, this implies that

$$\mathbb{P}(S_n \geq nu) \leq H^n(u; A, B) \quad \text{for all } u.$$

Now, Lemma 4.7 of [6] (also see Eq. (2.8) of [13]) implies that

$$\begin{aligned} H^n(u; A, B) &\geq \left\{ \left(1 + \frac{Bu}{A^2}\right)^{-(A^2+Bu)/(A^2+B^2)} \left(1 - \frac{u}{B}\right)^{-(B^2-Bu)/(B^2+A^2)} \right\}^n \\ &= \inf_{h \geq 0} e^{-nhu} \mathbb{E}\left[e^{h \sum_{i=1}^n G_i}\right], \end{aligned}$$

where G_1, \dots, G_n are independent random variables constructed through (3). Proposition 3.5 of [23] implies that

$$\inf_{h \geq 0} e^{-nhu} \mathbb{E}\left[e^{h \sum_{i=1}^n G_i}\right] \geq \inf_{x \leq nu} \frac{\mathbb{E}[(\sum_{i=1}^n G_i - x)_+^2]}{(nu - x)_+^2}.$$

Summarizing the inequalities, we conclude

$$\mathbb{P}(S_n \geq nu) \leq \inf_{x \leq nu} \frac{\mathbb{E}[(\sum_{i=1}^n G_i - x)_+^2]}{(nu - x)_+^2} \leq \inf_{h \geq 0} \mathbb{E}\left[e^{h \sum_{i=1}^n G_i - h(nu)}\right] \leq H^n(u; A, B) \quad \forall u.$$

This proves that $q(\delta; n, A, B) \leq n\tilde{q}(\delta^{1/n}; A, B)$ for any valid $\tilde{q}(\cdot; A, B)$.

E Proof of Theorem 2

The proof is based on (7) and a union bound. It is clear that

$$\begin{aligned}
& \mathbb{P} \left(\exists t \geq 1 : \sum_{i=1}^t X_i \geq q(\delta/h(k_t); c_t, \mathcal{A}, B) \right) \\
&= \mathbb{P} \left(\bigcup_{k=0}^{\infty} \left\{ \exists [\eta^k] \leq t \leq [\eta^{k+1}] : \sum_{i=1}^t X_i \geq q(\delta/h(k_t); c_t, \mathcal{A}, B) \right\} \right) \\
&= \mathbb{P} \left(\bigcup_{k=0}^{\infty} \left\{ \exists [\eta^k] \leq t \leq [\eta^{k+1}] : \sum_{i=1}^t X_i \geq q(\delta/h(k); [\eta^{k+1}], \mathcal{A}, B) \right\} \right) \\
&\leq \sum_{k=0}^{\infty} \mathbb{P} \left(\max_{[\eta^k] \leq t \leq [\eta^{k+1}]} \sum_{i=1}^t X_i \geq q(\delta/h(k); [\eta^{k+1}], \mathcal{A}, B) \right) \\
&\leq \sum_{k=0}^{\infty} \frac{\delta}{h(k)} \leq \delta.
\end{aligned}$$

F Proof of Theorem 3

Theorem 2 implies that

$$\mathbb{P} \left(\exists n \geq 1 : S_n \geq q \left(\frac{\delta_1}{h(k_n)}; c_n, A, B \right) \right) \leq \delta_1.$$

Lemma F.1 (below) proves

$$\mathbb{P} (\exists n \geq 1 : A \geq \bar{A}_n(\delta_2)) \leq \delta_2.$$

In particular this implies that

$$\mathbb{P} \left(\exists n \geq 1 : A \geq \min_{1 \leq s \leq n} \bar{A}_s(\delta_2) \right) \leq \delta_2.$$

Combining the inequalities above with a union bound (and Lemma H.2) proves the result.

Lemma F.1. *Under the assumptions of Theorem 3, we have for any $\delta \in [0, 1]$,*

$$\mathbb{P} \left(\exists t \geq 1 : V_{2\lfloor t/2 \rfloor} - \lfloor t/2 \rfloor A^2 \leq -\frac{\sqrt{\lfloor ct/2 \rfloor}(B - \underline{B})A}{\sqrt{2}} \Phi^{-1} \left(1 - \frac{2\delta}{e^2 h(k_t)} \right) \right) \leq \delta, \quad (24)$$

where $W_i = (X_{2i} - X_{2i-1})^2/2$ and $V_t := \sum_{i=1}^{\lfloor t/2 \rfloor} W_i$.

Proof. Fix $x \geq 0$. Note that for any $u \geq -x$,

$$\begin{aligned}
\mathbb{P} \left(\max_{1 \leq t \leq n} \{V_{2t} - tA^2\} \leq -x \right) &= \mathbb{P} \left(\max_{1 \leq t \leq n} (u - \{V_{2t} - tA^2\})_+ \geq (u + x)_+ \right), \\
&\leq \frac{\mathbb{E}[(u - \{V_{2n} - 2nA^2\})_+^2]}{(u + x)_+^2}.
\end{aligned}$$

where the last inequality follows from the fact that $\{(u - \{V_{2t} - tA^2\})_{t \geq 1}\}$ is a submartingale. Therefore,

$$\begin{aligned} \mathbb{P} \left(\max_{1 \leq t \leq n} \{V_{2t} - tA^2\} \leq -x \right) &\leq \inf_{u \geq -x} \frac{\mathbb{E}[(u - \{V_{2n} - nA^2\})_+^2]}{(u + x)_+^2} \\ &= \inf_{u \geq -x} \frac{\mathbb{E}[(u + nA^2 - V_{2n})_+^2]}{(u + x)_+^2} \\ &= \inf_{u \geq nA^2 - x} \frac{\mathbb{E}[(u - V_{2n})_+^2]}{(u - nA^2 + x)^2}. \end{aligned}$$

Corollary 2.7 (Eq. (2.24)) of [24] implies that

$$\inf_{u \geq nA^2 - x} \frac{\mathbb{E}[(u - V_{2n})_+^2]}{(u - nA^2 + x)^2} \leq P_2(E_{1,n} + Z\sqrt{E_{2,n}}; nA^2 - x) = P_2(E_{1,n} + Z\sqrt{E_{2,n}}; E_{1,n} - x), \quad (25)$$

where $E_{j,t} = \sum_{i=1}^{\lfloor t/2 \rfloor} \mathbb{E}[W_i^j]$ for $j = 1, 2$ and Z stands for a standard normal distribution. Inequality (25) is the best inequality to use and there is a more precise version; see Theorem 2.4(I) and Corollary 2.7 of [24]. With the best inequality, the following steps will lead to a refined upper bound on A ; we will not pursue this direction here.

It now follows from [7] that

$$P_2(E_{1,n} + Z\sqrt{E_{2,n}}; E_{1,n} - x) \leq \frac{e^2}{2} \mathbb{P} \left(Z \leq -\frac{x}{\sqrt{E_{2,n}}} \right).$$

Because $X_i \in [\underline{B}, B]$ with probability 1, $W_i \leq (B - \underline{B})^2/2$ and hence

$$E_{2,n} = \mathbb{E} \sum_{i=1}^n \mathbb{E}[W_i^2] \leq \frac{(B - \underline{B})^2}{2} \sum_{i=1}^n \mathbb{E}[W_i] = (B - \underline{B})^2 E_{1,n}/2 = n(B - \underline{B})^2 A^2/2.$$

This implies that

$$\mathbb{P} \left(\max_{1 \leq t \leq n} \{V_{2t} - tA^2\} \leq -x \right) \leq \frac{e^2}{2} \mathbb{P} \left(Z \leq -\frac{\sqrt{2}x}{\sqrt{n}(B - \underline{B})A} \right).$$

Equating the right hand side to δ yields

$$\mathbb{P} \left(\max_{1 \leq t \leq n} \{V_{2t} - tA^2\} \leq -\frac{\sqrt{n}(B - \underline{B})A}{\sqrt{2}} \Phi^{-1} \left(1 - \frac{2\delta}{e^2} \right) \right) \leq \delta. \quad (26)$$

Because of this maximal inequality, we can apply stitching and get (24). Note that

$$\begin{aligned}
& \mathbb{P} \left(\exists t \geq 1 : V_{2\lfloor t/2 \rfloor} - \lfloor t/2 \rfloor A^2 \leq -\frac{\sqrt{\lfloor c_t/2 \rfloor}(B - \underline{B})A}{\sqrt{2}} \Phi^{-1} \left(1 - \frac{2\delta}{e^2 h(k_t)} \right) \right) \\
&= \mathbb{P} \left(\exists t \geq 2 : V_{2\lfloor t/2 \rfloor} - \lfloor t/2 \rfloor A^2 \leq -\frac{\sqrt{\lfloor c_t/2 \rfloor}(B - \underline{B})A}{\sqrt{2}} \Phi^{-1} \left(1 - \frac{2\delta}{e^2 h(k_t)} \right) \right) \\
&= \mathbb{P} \left(\bigcup_{k=0}^{\infty} \left\{ \exists [\eta^k] \leq t \leq [\eta^{k+1}] : V_{2\lfloor t/2 \rfloor} - \lfloor t/2 \rfloor A^2 \leq -\frac{\sqrt{\lfloor c_t/2 \rfloor}(B - \underline{B})A}{\sqrt{2}} \Phi^{-1} \left(1 - \frac{2\delta}{e^2 h(k_t)} \right) \right\} \right) \\
&\leq \sum_{k=0}^{\infty} \mathbb{P} \left(\exists [\eta^k] \leq t \leq [\eta^{k+1}] : V_{2\lfloor t/2 \rfloor} - \lfloor t/2 \rfloor A^2 \leq -\frac{\sqrt{\lfloor c_t/2 \rfloor}(B - \underline{B})A}{\sqrt{2}} \Phi^{-1} \left(1 - \frac{2\delta}{e^2 h(k_t)} \right) \right) \\
&\leq \sum_{k=0}^{\infty} \frac{\delta}{h(k)} \leq \delta,
\end{aligned}$$

where the last inequality follows from (26) applied to $\{1 \leq t \leq \lfloor c_t/2 \rfloor\}$.

Inequality (24) yields

$$\mathbb{P} \left(tA^2 - \frac{\sqrt{\lfloor c_t/2 \rfloor}(B - \underline{B})A}{\sqrt{2}} \Phi^{-1} \left(1 - \frac{2\delta}{e^2 h(k_t)} \right) - V_{2t} \leq 0 \quad \forall t \geq 1 \right) \geq 1 - \delta.$$

Inequality

$$tA^2 - \frac{\sqrt{\lfloor c_t/2 \rfloor}(B - \underline{B})A}{\sqrt{2}} \Phi^{-1} \left(1 - \frac{2\delta}{e^2 h(k_t)} \right) - V_{2t} \leq 0$$

holds for $A > 0$ if and only if

$$A \leq g_{2,t} + \sqrt{g_{2,t}^2 + g_{3,t}},$$

where

$$g_{2,t} = \frac{\sqrt{\lfloor c_t/2 \rfloor}(B - \underline{B})A}{2\sqrt{2}t} \Phi^{-1} \left(1 - \frac{2\delta}{e^2 h(k_t)} \right) \quad \text{and} \quad g_{3,t} = \frac{V_{2\lfloor t/2 \rfloor}}{\lfloor t/2 \rfloor}.$$

Hence a rewriting of (24) is

$$\mathbb{P} \left(A \geq g_{2,t} + \sqrt{g_{2,t}^2 + g_{3,t}} \quad \forall t \geq 1 \right) \geq 1 - \delta.$$

It is clear that $g_{2,t} = O(1/\sqrt{t})$ and $\mathbb{E}[V_{2\lfloor t/2 \rfloor}/\lfloor t/2 \rfloor] = A^2$ and hence the upper bounds above grows like $A + O(\sqrt{\log(h(k_t))/t})$. \square

G Proof of Theorem 4

The assumption $\mathbb{P}(L \leq X_i \leq U) = 1$ implies that $\mathbb{P}(L - \mu \leq X_i - \mu \leq U - \mu) = 1$ and hence applying Theorem 2 with $X_i - \mu$ and its upper bound $U - \mu$ yields

$$\mathbb{P} \left(\exists n \geq 1 : \sum_{i=1}^n (X_i - \mu) \geq q \left(\frac{\delta_1/2}{h(k_n)}; c_n, A, U - \mu \right) \right) \leq \frac{\delta_1}{2}. \quad (27)$$

Similarly applying Theorem 2 with $\mu - X_i$ and its upper bound $\mu - L$ yields

$$\mathbb{P} \left(\exists n \geq 1 : \sum_{i=1}^n (\mu - X_i) \geq q \left(\frac{\delta_1/2}{h(k_n)}; c_n, A, \mu - L \right) \right) \leq \frac{\delta_1}{2}. \quad (28)$$

Finally Lemma F.1 implies that

$$\mathbb{P} (\exists n \geq 1 : A \geq \bar{A}_n^*(\delta_2; U, L)) \leq \delta_2. \quad (29)$$

Now combining inequalities (27), (28), and (29) yields with probability $\geq 1 - \delta_1 - \delta_2$, for all $n \geq 1$

$$-\frac{1}{n}q \left(\frac{\delta_1/2}{h(k_n)}; c_n, A, \mu - L \right) \leq \frac{S_n}{n} - \mu \leq \frac{1}{n}q \left(\frac{\delta_1/2}{h(k_n)}; c_n, A, U - \mu \right), \text{ and } A \leq \bar{A}_n^*(\delta_2).$$

On this event, we get by using $U - \mu \leq U - L$ and $\mu - L \leq U - L$,

$$\mu_0^{\text{low}} \leq \mu \leq \mu_0^{\text{up}},$$

and then recursively using $\mu_{n-1}^{\text{low}} \leq \mu \leq \mu_{n-1}^{\text{up}}$,

$$-\frac{1}{n}q \left(\frac{\delta_1/2}{h(k_n)}; c_n, \bar{A}_n^*(\delta_2), \mu_{n-1}^{\text{up}} - L \right) \leq \frac{S_n}{n} - \mu \leq \frac{1}{n}q \left(\frac{\delta_1/2}{h(k_n)}; c_n, \bar{A}_n^*(\delta_2), U - \mu_{n-1}^{\text{low}} \right).$$

This proves the result.

H Auxiliary Results

Define $M_t, t \geq 1$ as $M_t := \sum_{i=1}^t G_i$, with

$$\mathbb{P} (G_i = -A_i^2/B) = \frac{B^2}{A_i^2 + B^2} \quad \text{and} \quad \mathbb{P} (G_i = B) = \frac{A_i^2}{A_i^2 + B^2}.$$

Lemma H.1. *For any $t \geq 1$ and $x \in \mathbb{R}$, the map $(A_1, \dots, A_t) \mapsto \mathbb{E}[(M_t - x)_+^2]$ is non-decreasing.*

Proof. Suppose we prove that for every $y \in \mathbb{R}$,

$$A_1 \mapsto \mathbb{E}[(G_1 - y)_+^2] \text{ is non-decreasing,} \quad (30)$$

then by conditioning on G_2, \dots, G_t and taking $y = x + G_2 + \dots + G_t$, we get for $A_1 \leq A'_1$

$$\mathbb{E}[(G_1(A_1) - y)_+^2] \leq \mathbb{E}[(G_1(A'_1) - y)_+^2].$$

Now taking expectations on both sides with respect to G_2, \dots, G_t implies non-decreasingness of $A_1 \mapsto \mathbb{E}[(M_t - x)_+^2]$. This implies the result.

To prove (30),

$$\mathbb{E}[(G_1 - y)_+^2] = \frac{B^2}{A_1^2 + B^2} \left(-\frac{A_1^2}{B} - y \right)_+^2 + \frac{A_1^2}{A_1^2 + B^2} (B - y)_+^2.$$

Because $A_1 \rightarrow A_1^2/B^2$ is increasing, it suffices to show $A_1^2/B^2 \mapsto \mathbb{E}[(G_1 - y)_+^2]$ is non-decreasing with respect to A_1^2/B^2 . Set $p = A_1^2/B^2$ and define

$$g(p) = \frac{1}{1+p} (-Bp - y)_+^2 + \frac{p}{1+p} (B - y)_+^2.$$

Differentiating with respect to p yields

$$\begin{aligned} \frac{\partial g(p)}{\partial p} &= -\frac{(-Bp - y)_+^2}{(1+p)^2} - \frac{2B(-Bp - y)_+}{1+p} + \frac{(B - y)_+^2}{(1+p)^2} \\ &= \frac{-(-Bp - y)_+^2 - 2B(1+p)(-Bp - y)_+ + (B - y)_+^2}{(1+p)^2}. \end{aligned}$$

If $y \leq -Bp$ then $y + Bp < 0$ and $B - y > B(1+p) > 0$ and hence

$$\frac{\partial g(p)}{\partial p} = \frac{-(Bp + y)^2 + 2B(1+p)(Bp + y) + (B - y)^2}{(1+p)^2} = \frac{B^2 + B^2p^2 + 2B^2p}{(1+p)^2} > 0.$$

If $-Bp < y < B$ then $y + Bp > 0$ and $B - y > 0$ and hence

$$\frac{\partial g(p)}{\partial p} = \frac{(B - y)^2}{(1+p)^2} > 0.$$

If $y > B$, then $\partial g(p)/\partial p = 0$. Hence $\partial g(p)/\partial p \geq 0$ for all p . This proves (30). \square

Recall the definition of $q(\delta; t, \mathcal{A}, B)$ from (6). In the case of equal variances, that is, $A_1 = A_2 = \dots = A$, we write $A, q(\delta; t, A, B)$ for $\mathcal{A}, q(\delta; t, \mathcal{A}, B)$, respectively. We now prove that $A \mapsto q(\delta; t_2, A, B)$ is an non-decreasing function.

Lemma H.2. *For any $t \geq 1$, the function $A \mapsto q(\delta; t, A, B)$ is an non-decreasing function.*

Proof. Lemma H.1 proves that $A \mapsto \mathbb{E}[(M_t - x)_+^2]$ is non-decreasing. This implies that $I(A; u)$ is also non-decreasing in A , where

$$I(A; u) := \inf_{x \leq u} \frac{\mathbb{E}[(M_t - x)_+^2]}{(u - x)_+^2}.$$

Lemma 3.1 of [8] proves that $I(A; u)$ is also non-increasing in u . Fix $A_1 \leq A_2$. From the definition of δ ,

$$I(A_1, q(\delta; t, A_1, B)) = \delta \quad \text{and} \quad I(A_2, q(\delta; t, A_2, B)) = \delta.$$

Because $I(A; u)$ is non-decreasing in A ,

$$I(A_2; q(\delta; t, A_2, B)) = \delta = I(A_1; q(\delta; t, A_1, B)) \leq I(A_2; q(\delta; t, A_1, B))$$

Hence $I(A_2; q(\delta; t, A_2, B)) \leq I(A_2; q(\delta; t, A_1, B))$ and because $I(A; u)$ is non-increasing in u , we conclude that $q(\delta; t, A_1, B) \leq q(\delta; t, A_2, B)$. This proves the result modulo the condition $A \mapsto \mathbb{E}[(M_t - x)_+^2]$ is non-decreasing. \square

Lemma H.3. *For any $\delta \in [0, 1]$, $q(\delta; t, AB, B^2) = Bq(\delta; t, A, B)$.*

Proof. Recall that $q(\delta; t, AB, B^2)$ is defined as the solution of

$$\inf_{x \leq u} \frac{\mathbb{E}[(M'_t - x)_+^2]}{(u - x)_+^2} = \delta,$$

where M'_t is defined as $M'_t = \sum_{i=1}^t G'_i$ with

$$\begin{aligned} \mathbb{P}(G'_i = -(A^2 B^2)/B^2) &= \frac{B^4}{A^2 B^2 + B^4} = \frac{B^2}{A^2 + B^2} \quad \text{and,} \\ \mathbb{P}(G'_i = B^2) &= \frac{A^2 B^2}{A^2 B^2 + B^4} = \frac{A^2}{A^2 + B^2}. \end{aligned}$$

This implies that $G'_i \stackrel{d}{=} BG_i$ and hence $M'_t \stackrel{d}{=} BM_t$. Therefore,

$$\mathbb{E}[(M'_t - x)_+^2] = \mathbb{E}[(BM_t - x)_+^2] = B^2 \mathbb{E}[(M_t - x/B)_+^2],$$

and

$$\inf_{x \leq u} \frac{\mathbb{E}[(M'_t - x)_+^2]}{(u - x)_+^2} = B^2 \inf_{x \leq u} \frac{\mathbb{E}[(M_t - x/B)_+^2]}{B^2(u/B - x/B)_+^2} = \inf_{x \leq u/B} \frac{\mathbb{E}[(M_t - x)_+^2]}{(u/B - x)_+^2}.$$

The right hand side above equals δ , when $u = Bq(\delta; t, A, B)$ because the definition of $q(\delta; t, A, B)$ implies that

$$\inf_{x \leq q(\delta; t, A, B)} \frac{\mathbb{E}[(M_t - x)_+^2]}{(q(\delta; t, A, B) - x)_+^2} = \delta.$$

This completes the proof. \square

I Alternative Empirical Bentkus Confidence Sequences with Estimated Variance

In Section 3.3, we presented one actionable version of Theorem 2, where we used an analytical upper bound on the variance A^2 . In this section, we present an alternative empirical Bentkus confidence sequence that requires numerical computation. In our initial experiments, we found solving for the upper bound of A in this way to be unstable. Because the proof technique here is very analogous to that of the empirical Bernstein bound in [2, Eq. (48)-(50)], we present the alternative bound below.

Define the empirical variance as

$$\hat{A}_n^2 := n^{-1} \sum_{i=1}^n (X_i - \bar{X}_n)^2, \quad \text{where} \quad \bar{X}_n = n^{-1} \sum_{i=1}^n X_i.$$

For any $\delta_1, \delta_2 \in [0, 1]$, define

$$\bar{A}_n := \sup \left\{ a \geq 0 : \hat{A}_n^2 \geq a^2 - \frac{B}{n} q \left(\frac{\delta_1}{h(k_n)}; c_n, a, B \right) - \frac{1}{n^2} q^2 \left(\frac{\delta_2}{2h(k_n)}; c_n, a, B \right) \right\}.$$

Lemma I.1 shows that \bar{A}_n is an over-estimate of A uniformly over n and yields the following actionable bound. Recall that $S_n = \sum_{i=1}^n X_i = n\bar{X}_n$.

Theorem 9. If X_1, X_2, \dots are mean-zero independent random variables satisfying $\text{Var}(X_i) = A^2$ and $\mathbb{P}(|X_i| > B) = 0$ for all $i \geq 1$, then for any $\delta_1, \delta_2 \in [0, 1]$,

$$\mathbb{P}\left(\exists n \geq 1 : |S_n| \geq q\left(\frac{\delta_2}{2h(k_n)}; c_n, \bar{A}_n^*, B\right) \quad \text{or} \quad A \geq \bar{A}_n^*(\delta_1)\right) \leq \delta_1 + \delta_2,$$

where $\bar{A}_n^* := \min_{1 \leq s \leq n} \bar{A}_s$. Here k_n and c_n are same as those defined in Theorem 2.

This theorem is an analogue of the empirical Bernstein inequality [20, Eq. (5)]. Furthermore, the upper bound \bar{A}_n on A is better than that in the Bernstein version [2, Eq. (49)-(50)]; see Lemma I.2.

I.1 Proof of Theorem 9 and Comparison of Standard Deviation Estimation from Other Inequalities

Lemma I.1. If X_1, X_2, \dots are mean-zero independent random variables satisfying

$$\text{Var}(X_i) = A^2 \quad \text{and} \quad \mathbb{P}(|X_i| > B) = 0, \quad \text{for all } i \geq 1,$$

then for any $\delta \in [0, 1]$

$$\mathbb{P}\left(\exists t \geq 1 : \hat{A}_t^2 \leq A^2 - \frac{B}{t} q\left(\frac{\delta}{h(k_t)}; c_t, A, B\right) - \frac{1}{t^2} \left|\sum_{i=1}^t X_i\right|^2\right) \leq \delta.$$

Proof. Consider the random variable $X_i^2 - \mathbb{E}[X_i^2]$. These are mean zero and are bounded in absolute value by B^2 . Further the variance can be bounded as

$$\text{Var}(X_i^2 - \mathbb{E}[X_i^2]) = \mathbb{E}[(X_i^2 - \mathbb{E}[X_i^2])^2] \leq B^2 \mathbb{E}[|X_i|^2] = B^2 A^2.$$

Applying Theorem 2 with variables $X_i^2 - \mathbb{E}[X_i^2]$ implies

$$\mathbb{P}\left(\exists t \geq 1 : \sum_{i=1}^t -(X_i^2 - \mathbb{E}[X_i^2]) \geq q\left(\frac{\delta}{h(k_t)}; c_t, AB, B^2\right)\right) \leq \delta.$$

Lemma H.3 proves that

$$q\left(\frac{\delta}{h(k_t)}; c_t, AB, B^2\right) = Bq\left(\frac{\delta}{h(k_t)}; c_t, A, B\right).$$

Hence we get with probability at least $1 - \delta$, simultaneously for all $t \geq 1$

$$\begin{aligned} \sum_{i=1}^t (X_i - \bar{X}_t)^2 &= \sum_{i=1}^t X_i^2 - \frac{1}{t} \left(\sum_{i=1}^t X_i\right)^2 \\ &\geq \sum_{i=1}^t \mathbb{E}[X_i^2] - Bq\left(\frac{\delta}{h(k_t)}; c_t, A, B\right) - \frac{1}{t} \left|\sum_{i=1}^t X_i\right|^2. \end{aligned}$$

Hence for any $\delta \in [0, 1]$,

$$\mathbb{P}\left(\exists t \geq 1 : t\hat{A}_t^2 \leq tA^2 - Bq\left(\frac{\delta}{h(k_t)}; c_t, A, B\right) - \frac{1}{t} \left|\sum_{i=1}^n X_i\right|^2\right) \leq \delta.$$

This completes the proof. \square

We will now prove Theorem 9. Theorem 2 implies that

$$\mathbb{P} \left(\exists t \geq 1 : \left| \sum_{i=1}^t X_i \right| \geq q \left(\frac{\delta_2}{2h(k_t)}; c_t, A, B \right) \right) \leq \delta_2, \quad (31)$$

Lemma I.1 implies that

$$\mathbb{P} \left(\exists t \geq 1 : \hat{A}_t^2 \leq \frac{t}{t-1} A^2 - \frac{B}{t-1} q \left(\frac{\delta_1}{h(k_t)}; c_t, A, B \right) - \frac{1}{t(t-1)} \left| \sum_{i=1}^t X_i \right|^2 \right) \leq \delta_1.$$

Hence with probability at least $1 - \delta_1 - \delta_2$, simultaneously for all $t \geq 1$,

$$\begin{aligned} \left| \sum_{i=1}^t X_i \right| &\leq q \left(\frac{\delta_2}{2h(k_t)}; c_t, A, B \right), \\ \hat{A}_t^2 &\leq \frac{t}{t-1} A^2 - \frac{B}{t-1} q \left(\frac{\delta_1}{h(k_t)}; c_t, A, B \right) - \frac{1}{t(t-1)} \left| \sum_{i=1}^t X_i \right|^2 \end{aligned}$$

On this event, $A \leq \bar{A}_t$ simultaneously for all $t \geq 1$ which in turn implies that $A \leq \min_{1 \leq s \leq t} \bar{A}_s$ also holds simultaneously for all $t \geq 1$. Substituting this in (31) (along with Lemma H.2) implies the result.

Lemma I.2. Suppose $\delta \mapsto \tilde{q}(\delta^{1/n}; A, B)$ is a function such that

$$\mathbb{P} \left(\max_{1 \leq t \leq n} S_t \geq n \tilde{q}(\delta^{1/n}; A, B) \right) \leq \delta, \quad (32)$$

for all $\delta \in [0, 1]$ and independent random variables X_1, \dots, X_n satisfying (2). Define the (over)-estimator of A as

$$\tilde{A}_t := \sup \left\{ a \geq 0 : \hat{A}_t^2 \geq a^2 - \frac{Bc_t}{t} \tilde{q} \left((\delta/(3h(k_t)))^{1/c_t}; a, B \right) - \frac{c_t^2}{t^2} \tilde{q}^2 \left((\delta/(3h(k_t)))^{1/c_t}; a, B \right) \right\}.$$

Then $\bar{A}_n \leq \tilde{A}_n$.

Proof. We have proved in Appendix D that (32) implies

$$q(\delta; n, a, B) \leq n \tilde{q}(\delta^{1/n}; a, B),$$

for all n, a , and B . Hence if a satisfies

$$\hat{A}_t^2 \geq a^2 - \frac{B}{t} q \left(\frac{\delta}{3h(k_t)}; c_t, a, B \right) - \frac{1}{t^2} q^2 \left(\frac{\delta}{3h(k_t)}; c_t, a, B \right),$$

then

$$\hat{A}_n^2 \geq a^2 - \frac{Bc_t}{t} \tilde{q} \left((\delta/(3h(k_t)))^{1/c_t}; a, B \right) - \frac{c_t^2}{t^2} \tilde{q}^2 \left((\delta/(3h(k_t)))^{1/c_t}; a, B \right),$$

which implies the result. \square

References

- [1] M. Abramowitz and I. A. Stegun. *Handbook of mathematical functions with formulas, graphs, and mathematical tables*, volume 55. US Government printing office, 1948.
- [2] J.-Y. Audibert, R. Munos, and C. Szepesvári. Exploration–exploitation tradeoff using variance estimates in multi-armed bandits. *Theoretical Computer Science*, 410(19):1876–1902, 2009.
- [3] R. R. Bahadur and L. J. Savage. The nonexistence of certain statistical procedures in nonparametric problems. *The Annals of Mathematical Statistics*, 27(4):1115–1122, 1956.
- [4] A. Balsubramani and A. Ramdas. Sequential nonparametric testing with the law of the iterated logarithm. In *Proceedings of the Thirty-Second Conference on Uncertainty in Artificial Intelligence*, pages 42–51, 2016.
- [5] V. Bentkus. A remark on the inequalities of Bernstein, Prokhorov, Bennett, Hoeffding, and Talagrand. *Liet. Mat. Rink*, 42(3):332–342, 2002.
- [6] V. Bentkus. On Hoeffding’s inequalities. *The Annals of Probability*, 32(2):1650–1673, 2004.
- [7] V. Bentkus. An extension of the hoeffding inequality to unbounded random variables. *Lithuanian Mathematical Journal*, 48(2):137–157, 2008.
- [8] V. Bentkus, N. Kalosha, and M. Van Zuijlen. On domination of tail probabilities of (super) martingales: explicit bounds. *Lithuanian Mathematical Journal*, 46(1):1–43, 2006.
- [9] P. Dagum and M. Luby. Approximating the permanent of graphs with large factors. *Theoretical Computer Science*, 102(2):283–305, 1992.
- [10] P. Dagum, R. Karp, M. Luby, and S. Ross. An optimal algorithm for Monte Carlo estimation. *SIAM Journal on computing*, 29(5):1484–1496, 2000.
- [11] M. Dyer, A. Frieze, and R. Kannan. A random polynomial-time algorithm for approximating the volume of convex bodies. *Journal of the ACM (JACM)*, 38(1):1–17, 1991.
- [12] E. Giné and R. Nickl. *Mathematical foundations of infinite-dimensional statistical models*, volume 40. Cambridge University Press, 2016.
- [13] W. Hoeffding. Probability inequalities for sums of bounded random variables. *Journal of the American Statistical Association*, 58(301):13–30, 1963.
- [14] S. R. Howard and A. Ramdas. Sequential estimation of quantiles with applications to a/b-testing and best-arm identification. *arXiv preprint arXiv:1906.09712*, 2019.
- [15] S. R. Howard, A. Ramdas, J. McAuliffe, and J. Sekhon. Uniform, nonparametric, non-asymptotic confidence sequences. *arXiv preprint arXiv:1810.08240*, 2018.
- [16] M. Huber. An optimal (ϵ, δ) -randomized approximation scheme for the mean of random variables with bounded relative variance. *Random Structures & Algorithms*, 55(2):356–370, 2019.
- [17] M. Huber et al. Approximation algorithms for the normalizing constant of gibbs distributions. *The Annals of Applied Probability*, 25(2):974–985, 2015.

- [18] R. Johari, L. Pekelis, and D. J. Walsh. Always valid inference: Bringing sequential analysis to A/B testing. *arXiv preprint arXiv:1512.04922*, 2015.
- [19] R. Johari, P. Koomen, L. Pekelis, and D. Walsh. Peeking at A/B tests: Why it matters, and what to do about it. In *Proceedings of the 23rd ACM SIGKDD International Conference on Knowledge Discovery and Data Mining*, pages 1517–1525, 2017.
- [20] V. Mnih, C. Szepesvári, and J.-Y. Audibert. Empirical Bernstein stopping. In *Proceedings of the 25th international conference on Machine learning*, pages 672–679, 2008.
- [21] T. K. Philips and R. Nelson. The moment bound is tighter than Chernoff’s bound for positive tail probabilities. *The American Statistician*, 49(2):175–178, 1995.
- [22] I. Pinelis. Binomial upper bounds on generalized moments and tail probabilities of (super) martingales with differences bounded from above. In *High dimensional probability*, pages 33–52. Institute of Mathematical Statistics, 2006.
- [23] I. Pinelis. On the Bennett-Hoeffding inequality. *arXiv preprint arXiv:0902.4058*, 2009.
- [24] I. Pinelis et al. Optimal binomial, poisson, and normal left-tail domination for sums of non-negative random variables. *Electronic Journal of Probability*, 21, 2016.
- [25] R. Singh. Existence of bounded length confidence intervals. *The Annals of Mathematical Statistics*, 34(4):1474–1485, 1963.
- [26] M. Talagrand. The missing factor in Hoeffding’s inequalities. In *Annales de l’IHP Probabilités et statistiques*, volume 31, pages 689–702, 1995.
- [27] A. Wald. *Sequential analysis*. Courier Corporation, 2004.
- [28] F. Yang, A. Ramdas, K. G. Jamieson, and M. J. Wainwright. A framework for multi-A (rmed)/B (andit) testing with online fdr control. In *Advances in Neural Information Processing Systems*, pages 5957–5966, 2017.
- [29] S. Zhao, E. Zhou, A. Sabharwal, and S. Ermon. Adaptive concentration inequalities for sequential decision problems. In *Advances in Neural Information Processing Systems*, pages 1343–1351, 2016.