

A Stochastic Subgradient Method for Distributionally Robust Non-Convex Learning

Mert Gürbüzbalaban*

MG1366@RUTGERS.EDU

Andrzej Ruszczyński*

RUSZ@RUTGERS.EDU

Landi Zhu*

LZ401@SCARLETMAIL.RUTGERS.EDU

Department of Management Science and Information Systems

Rutgers Business School, Piscataway, USA.

**The authors are in alphabetical order.*

Abstract

We consider a distributionally robust formulation of stochastic optimization problems arising in statistical learning, where robustness is with respect to uncertainty in the underlying data distribution. Our formulation builds on risk-averse optimization techniques and the theory of coherent risk measures. It uses semi-deviation risk for quantifying uncertainty, allowing us to compute solutions that are robust against perturbations in the population data distribution. We consider a large family of loss functions that can be non-convex and non-smooth and develop an efficient stochastic subgradient method. We prove that it converges to a point satisfying the optimality conditions. To our knowledge, this is the first method with rigorous convergence guarantees in the context of non-convex non-smooth distributionally robust stochastic optimization. Our method can achieve any desired level of robustness with little extra computational cost compared to population risk minimization. We also illustrate the performance of our algorithm on real datasets arising in convex and non-convex supervised learning problems.

1. Introduction

Statistical learning theory deals with the problem of making predictions and constructing models from a set of data. A typical statistical learning problem can be formulated as a stochastic optimization problem:

$$\min_{x \in X} \mathbb{E}_{D \sim \mathbb{P}} [\ell(x, D)], \quad (1)$$

where $\ell : \mathbb{R}^n \times \mathbb{R}^d \rightarrow \mathbb{R}$ is the loss function of the predictor x on the random data D with an unknown distribution with probability law \mathbb{P} , and $X \subset \mathbb{R}^n$ is the feasible set (see, *e.g.*, Vapnik (2013)). We consider loss functions that can be non-convex or non-differentiable (non-smooth). This framework includes a large class of problems in supervised learning including deep learning, linear and non-linear regression and classification tasks Shalev-Shwartz and Ben-David (2014).

A central problem in statistics is to make decisions that generalize well (*i.e.* work well on unseen data) as well as decisions that are robust to perturbations in the underlying data distribution Daszykowski et al. (2007). Indeed, the statistical properties of the input data may be subject to some variations and distributional shifts and a major goal is to build models that are not too sensitive to small changes in the input data distribution. This motivates the following distributionally robust version of the problem (1):

$$\min_{x \in X} \max_{Q \in \mathcal{M}(\mathbb{P})} \mathbb{E}_{D \sim Q} [\ell(x, D)], \quad (2)$$

where $\mathcal{M}(\mathbb{P})$ is a weakly closed convex set of probability measures that models perturbations to the law \mathbb{P} , and the predictor x is chosen to accommodate worst-case perturbations. References Baker et al. (2008); Seidman et al. (2020); Madry et al. (2017) provide thorough discussion of the relevance of robustness in statistical learning. Problem (2) is related to quantifying risk of the random data distribution Gao et al. (2017); Takeda and Kanamori (2009); its computational tractability depends on the underlying risk measure and the uncertainty set $\mathcal{M}(\mathbb{P})$ Ruszczyński and Shapiro (2006); Duchi and Namkoong (2018); Esfahani and Kuhn (2018). Existing approaches to modelling $\mathcal{M}(\mathbb{P})$ include conditional value at risk Takeda and Kanamori (2009), f -divergence based sets Duchi and Namkoong (2018), Wasserstein balls around \mathbb{P} Sinha et al. (2017); Gao and Kleywegt (2016), and other statistical distance based approaches (see, *e.g.*, Gao and Kleywegt (2016)). When ℓ is non-convex and non-differentiable, these formulations lead to non-convex min-max problems. To our knowledge, none of the existing algorithms in the literature admit provable convergence guarantees to a stationary point of (2), except in the special case when the loss is smooth and the level of robustness is small enough so that stochastic gradient descent (SGD) is applicable Sinha et al. (2017). Gradient descent with Armijo tracking is also proposed in Sinha et al. (2017) for solving a sample-based approximation of (2) with the uncertainty set defined via the Wasserstein ball; however, this approach is prohibitively expensive when the dimension and the number of samples are large. Data-driven distributionally robust stochastic optimization formulations (see, *e.g.*, Esfahani and Kuhn (2018); Gao et al. (2017); Gao and Kleywegt (2016)) replace the population measure \mathbb{P} with an empirical measure \mathbb{P}^N constructed from samples of input data. A disadvantage is that the resulting set $\mathcal{M}(\mathbb{P}^N)$ becomes random.

We propose a new formulation of (2) based on the mean–semideviation measure of risk Ogryczak and Ruszczyński (1999, 2001). We propose a specialized stochastic subgradient method for solving the resulting problem, which has local convergence guarantees for a large class of possibly non-convex and non-smooth loss functions.

Modelling $\mathcal{M}(\mathbb{P})$ with mean semi-deviation risk. Consider the random loss $Z = \ell(x, D)$ defined on a sample space Ω equipped with a sigma algebra \mathcal{F} . We assume $\mathbb{E}(Z)$ to be finite, *i.e.*, $Z \in \mathcal{L} = \mathcal{L}_1(\Omega, \mathcal{F}, \mathbb{P})$. The mean–semideviation risk measure is defined as follows:

$$\rho[Z] = \mathbb{E}[Z] + \varkappa \mathbb{E}[\max(0, Z - \mathbb{E}[Z])], \quad \varkappa \in [0, 1]. \quad (3)$$

It is known to be a coherent measure of risk Artzner et al. (1999) (see also Föllmer and Schied (2011); Shapiro et al. (2009) and the references therein). In particular, it has the *dual representation* Ruszczyński and Shapiro (2006),

$$\rho[Z] = \max_{\mu \in \mathcal{A}} \int_{\Omega} Z(\omega) \mu(\omega) \mathbb{P}(d\omega) = \max_{\mathbb{Q} : \frac{d\mathbb{Q}}{d\mathbb{P}} \in \mathcal{A}} \int_{\Omega} Z(\omega) \mathbb{Q}(d\omega) = \max_{\mathbb{Q} : \frac{d\mathbb{Q}}{d\mathbb{P}} \in \mathcal{A}} \mathbb{E}_{\mathbb{Q}}[Z],$$

where \mathcal{A} is a convex and closed set defined as follows:

$$\mathcal{A} = \{\mu = \mathbb{1} + \xi - \mathbb{E}[\xi] : \xi \in \mathcal{L}_{\infty}(\Omega, \mathcal{F}, \mathbb{P}), \|\xi\|_{\infty} \leq \varkappa, \xi \geq 0\}.$$

This provides (3) with robustness with respect to the probability distribution; the level of robustness is controlled by the parameter \varkappa . After plugging $Z = \ell(x, D)$ into this formulation, we obtain

$$\min_{x \in X} \max_{\mathbb{Q} \in \mathcal{M}(\mathbb{P})} \mathbb{E}_{\mathbb{Q}}[\ell(x, D)] = \min_{x \in X} \mathbb{E} \left[\ell(x, D) + \varkappa \max(0, \ell(x, D) - \mathbb{E}[\ell(x, D)]) \right], \quad (4)$$

with the perturbation set

$$\mathcal{M}(\mathbb{P}) = \left\{ \mathbb{Q} : \frac{d\mathbb{Q}}{d\mathbb{P}} \in \mathcal{A} \right\}. \quad (5)$$

An advantage of the formulation (4) is that the perturbation set is implied rather than defined with the use of a metric in the space of probability measures.

Problem (4) can be cast in the following form of a composition optimization problem:

$$\min_{x \in X} f(x, h(x)), \quad (6)$$

with the functions

$$f(x, u) = \mathbb{E} \left[\ell(x, D) + \kappa \max(0, \ell(x, D) - u) \right], \quad (7)$$

$$h(x) = \mathbb{E}[\ell(x, D)]. \quad (8)$$

The main difficulty is that neither values nor (sub)gradients of $f(\cdot)$, $h(\cdot)$, and of their composition are available. Instead, we postulate access to their random estimates. Such estimates, however, may be biased, because estimating a (sub)gradient of the composition $F(x) = f(x, h(x))$ involves estimating $h(x)$. Although problem (6) can be further rewritten in the standard format of composition optimization,

$$\min_{x \in X} f(\bar{h}(x)), \quad (9)$$

with $\bar{h}(x) = (x, h(x))$, but the more specific formulation (6) allows us to derive a more efficient specialized method, because x is observed.

The research on composition optimization problems of form (9) started from penalty functions for stochastic constraints and composite regression models in (Ermoliev, 1976, Ch. V.4). An established approach was to use two-level stochastic recursive algorithms with two stepsize sequences in different time scales: a slower one for updating the main decision variable x , and a faster one for filtering the value of the inner function h . References Wang et al. (2017a,b); Yang et al. (2019) provide a detailed account of these techniques and existing results. A Central Limit Theorem for stochastic versions of problem (9) has been established in Dentcheva et al. (2017). Large deviation bounds for the empirical optimal value were derived in Ermoliev and Norkin (2013). A new single time-scale method for problem (9) with continuously differentiable functions has been recently proposed in Ghadimi et al. (2020). It has the complexity of $\mathcal{O}(1/\varepsilon^2)$ to obtain an ε -solution of the problem, the same as methods for one-level unconstrained stochastic optimization. However, the construction of the method and its analysis depend on the Lipschitz constants of the gradients of the functions involved. Our problem (6), unfortunately, involves a nonsmooth function $\max(\cdot, \cdot)$, and may also involve a nonsmooth (non-differentiable) loss function $\ell(\cdot, \cdot)$. Indeed, many key problems in machine learning involve non-convex and non-smooth loss functions. A prominent example is deep learning with ReLU activation functions (see *e.g.* Goodfellow et al. (2016)). There are many other statistical learning problems where the objective can be non-smooth and non-differentiable such as non-convex generalized linear models and non-convex regression and risk minimization (see *e.g.* Hastie et al. (2015); Foster et al. (2018); Allen-Zhu and Hazan (2016); Teo et al. (2010)). The organic non-differentiability and non-convexity are additional challenges for the solution method.

Contributions. We propose to model the perturbation to input data distribution by mean-semi-deviation risk, according to (5). Our formulation leads to the distributionally robust learning problem (4) which has the advantage that it results in a convex optimization problem when the loss ℓ is convex

unlike other existing approaches which lead to a min-max problem Duchi and Namkoong (2018); Takeda and Kanamori (2009); Sinha et al. (2017); Gao and Kleywegt (2016), except for special cases Esfahani and Kuhn (2018); Shafieezadeh Abadeh et al. (2015). When the loss is non-convex and non-smooth, we can still find a stationary point to (4) efficiently, by our novel single time-scale parameter-free stochastic subgradient method. We prove that it finds a stationary point of (4) for a general class of loss functions that can be non-convex and non-differentiable. Our method has a similar computational complexity as the stochastic gradient method, and to our knowledge, it is the first method with provable convergence guarantees for solving a distributionally robust formulation of a population minimization problem, where the loss can be non-convex or non-differentiable.

2. The single time-scale method with subgradient averaging

We present the method for problems of the form (4), in which the loss function $\ell(x, D)$ is differentiable in a generalized sense Norkin (1980) with respect to x and integrable with respect to D . This broad class of functions is contained in the set of locally Lipschitz functions, and contains all semismooth locally Lipschitz loss functions that can be non-convex and non-differentiable Mifflin (1977). Therefore our theory is applicable to a large class of supervised learning problems Vapnik (2013).

Recall that the Clarke subdifferential $\partial_x \ell(x, D)$ is an inclusion-minimal generalized derivative of $\ell(\cdot, D)$ Norkin (1980). We make the following assumptions.

- (A1) The set $X \subset \mathbb{R}^n$ is convex and compact;
- (A2) For almost every (a.e.) $\omega \in \Omega$, the function $\ell(\cdot, D(\omega))$ is differentiable in a generalized sense with the subdifferential $\partial_x \ell(x, D(\omega))$, $x \in \mathbb{R}^n$. Moreover, for every compact set $K \in \mathbb{R}^n$ an integrable function $L_K : \Omega \rightarrow \mathbb{R}$ exists, satisfying $\sup_{x \in K} \sup_{g \in \partial \ell(x, D(\omega))} \|g\| \leq L_K(\omega)$.

Under (A2), the function (8) is also differentiable in a generalized sense. Although its generalized derivative is not readily available, we can draw \tilde{D} from the distribution of D and use an element of $\partial_x \ell(x, \tilde{D})$ as a *stochastic subgradient* (a random vector whose expected value is a subgradient). Furthermore, the function (7) is also differentiable in a generalized sense with respect to (x, u) . Its stochastic subgradient can be obtained as follows. First, we observe $\ell(x, \tilde{D})$ and choose

$$\lambda \in \begin{cases} \{0\} & \text{if } \ell(x, \tilde{D}) < u, \\ [0, 1] & \text{if } \ell(x, \tilde{D}) = u, \\ \{1\} & \text{if } \ell(x, \tilde{D}) > u. \end{cases}$$

Then the vector $\begin{bmatrix} \tilde{g}_x \\ \tilde{g}_u \end{bmatrix}$, where $\tilde{g}_x \in (1 + \lambda \varkappa) \partial_x \ell(x, \tilde{D})$, $\tilde{g}_u = -\lambda \varkappa$, is a stochastic subgradient of the function $f(x, u)$ which is defined by (7). These formulas follow from calculus rules for generalized subdifferentials of compositions (Mikhalevich et al., 1987, Thm. 1.6) and expected values (Mikhalevich et al., 1987, Thm. 23.1). We can also use different samples for calculating stochastic subgradients of (7) and (8).

The method generates three random sequences: approximate solutions $\{x^k\}$, path-averaged stochastic subgradients $\{z^k\}$, and inner function estimates $\{u^k\}$, all defined on a certain probability space (Ω, \mathcal{F}, P) . We let \mathcal{F}_k to be the σ -algebra generated by $\{x^0, \dots, x^k, z^0, \dots, z^k, u^0, \dots, u^k\}$.

Starting from the initialization $x^0 \in X$, $z^0 \in \mathbb{R}^n$, $u^0 \in \mathbb{R}$, the method uses parameters $a > 0$, $b > 0$ and $c > 0$ to generate x^k, z^k, u^k for $k > 0$. At each iteration $k = 0, 1, 2, \dots$, we compute

$$y^k = \operatorname{argmin}_{y \in X} \left\{ \langle z^k, y - x^k \rangle + \frac{c}{2} \|y - x^k\|^2 \right\}, \quad (10)$$

and, with an \mathcal{F}_k -measurable stepsize $\tau_k \in (0, \min(1, 1/a)]$, we set

$$x^{k+1} = x^k + \tau_k(y^k - x^k). \quad (11)$$

Then, we obtain statistical estimates:

- $\tilde{g}^{k+1} = \begin{bmatrix} \tilde{g}_x^{k+1} \\ \tilde{g}_u^{k+1} \end{bmatrix}$ of an element $g^{k+1} = \begin{bmatrix} g_x^{k+1} \\ g_u^{k+1} \end{bmatrix} \in \partial f(x^{k+1}, u^k)$,
- \tilde{h}^{k+1} of $h(x^{k+1})$, and
- \tilde{J}^{k+1} of an element $J^{k+1} \in \partial h(x^{k+1})$ with the convention that J^{k+1} is a row vector,

and we update the running averages as

$$z^{k+1} = z^k + a\tau_k \left(\tilde{g}_x^{k+1} + [\tilde{J}^{k+1}]^\top \tilde{g}_u^{k+1} - z^k \right), \quad (12)$$

$$u^{k+1} = u^k + \tau_k \tilde{J}^{k+1} (y^k - x^k) + b\tau_k (\tilde{h}^{k+1} - u^k). \quad (13)$$

We assume the following conditions on the stepsizes and the stochastic estimates:

(A3) $\tau_k \in (0, \min(1, 1/a)]$ for all k , $\lim_{k \rightarrow \infty} \tau_k = 0$, $\sum_{k=0}^{\infty} \tau_k = \infty$, $\sum_{k=0}^{\infty} \mathbb{E}[\tau_k^2] < \infty$;

(A4) For all k ,

- (i) $\tilde{g}^{k+1} = g^{k+1} + e_g^{k+1} + \delta_g^{k+1}$, with
 $g^{k+1} \in \partial f(x^{k+1}, u^k)$, $\mathbb{E}\{e_g^{k+1} | \mathcal{F}_k\} = 0$, $\mathbb{E}\{\|e_g^{k+1}\|^2 | \mathcal{F}_k\} \leq \sigma_g^2$,
 $\lim_{k \rightarrow \infty} \delta_g^{k+1} = 0$,
- (ii) $\tilde{h}^{k+1} = h(x^{k+1}) + e_h^{k+1} + \delta_h^{k+1}$, with
 $\mathbb{E}\{e_h^{k+1} | \mathcal{F}_k\} = 0$, $\mathbb{E}\{\|e_h^{k+1}\|^2 | \mathcal{F}_k\} \leq \sigma_h^2$, $\lim_{k \rightarrow \infty} \delta_h^{k+1} = 0$,
- (iii) $\tilde{J}^{k+1} = J^{k+1} + E^{k+1} + \Delta^{k+1}$, with
 $J^{k+1} \in \partial h(x^{k+1})$, $\mathbb{E}\{E^{k+1} | \mathcal{F}_k\} = 0$, $\mathbb{E}\{\|E^{k+1}\|^2 | \mathcal{F}_k\} \leq \sigma_E^2$,
 and e_g^{k+1} and E^{k+1} are statistically independent, given \mathcal{F}_k .

These assumptions are pretty standard in the study of stochastic gradient and stochastic approximation methods Kushner and Yin (2003). As discussed before, the stochastic estimates satisfying these conditions can be obtained by drawing at each iteration one or two independent samples: D_1^{k+1} and D_2^{k+1} , from the data. Then we can take

$$\begin{aligned} \tilde{g}_x^{k+1} &\in \begin{cases} \partial_x \ell(x^{k+1}, D_1^{k+1}) & \text{if } \ell(x^{k+1}, D_1^{k+1}) < u^k, \\ (1 + \varkappa) \partial_x \ell(x^{k+1}, D_1^{k+1}) & \text{if } \ell(x^{k+1}, D_1^{k+1}) \geq u^k, \end{cases} \\ \tilde{g}_u^{k+1} &= \begin{cases} 0 & \text{if } \ell(x^{k+1}, D_1^{k+1}) < u^k, \\ -\varkappa & \text{if } \ell(x^{k+1}, D_1^{k+1}) \geq u^k, \end{cases} \\ \tilde{h}^{k+1} &= \ell(x^{k+1}, D_1^{k+1}), \\ \tilde{J}^{k+1} &\in \begin{cases} \{\tilde{g}_x^{k+1}\} & \text{if } \ell(x^{k+1}, D_1^{k+1}) < u^k, \\ \partial_x \ell(x^{k+1}, D_2^{k+1}) & \text{if } \ell(x^{k+1}, D_1^{k+1}) \geq u^k. \end{cases} \end{aligned}$$

When $\ell(x^{k+1}, D_1^{k+1}) < u^k$, only one sample, D_1^{k+1} , is needed, because $[\tilde{J}^{k+1}]^\top \tilde{g}_u^{k+1} = 0$ in (12) in this case.

Our method refines and specializes the approach to multi-level stochastic optimization recently developed in Ruszczyński (2020).

3. Convergence analysis

To recall optimality conditions for problem (4), and analyze our method, we need to introduce relevant multifunctions. For a point $x \in \mathbb{R}^n$, we define the set:

$$G_F(x) = \text{conv}\{s \in \mathbb{R}^n : s = g_x + J^\top g_u, g \in \partial f(x, h(x)), J \in \partial h(x)\}. \quad (14)$$

By (Mikhalevich et al., 1987, Thm. 1.6), the set $G_F(x)$ is a generalized subdifferential of the composition function $F(x) = f(x, h(x))$. We call a point $x^* \in X$ *stationary* for problem (4), if

$$0 \in G_F(x^*) + N_X(x^*), \quad (15)$$

where $N_X(x)$ is the normal cone to X at x . The set of stationary points is denoted by X^* . We start from a useful property of the gap function $\eta : X \times \mathbb{R}^n \rightarrow (-\infty, 0]$,

$$\eta(x, z) = \min_{y \in X} \left\{ \langle z, y - x \rangle + \frac{c}{2} \|y - x\|^2 \right\}. \quad (16)$$

We denote the minimizer in (16) by $\bar{y}(x, z)$. Since it is a projection of $x - z/c$ on X ,

$$\langle z, \bar{y}(x, z) - x \rangle + c \|\bar{y}(x, z) - x\|^2 \leq 0. \quad (17)$$

Moreover, a point $x^* \in X^*$ if and only if $z^* \in G_F(x^*)$ exists such that $\eta(x^*, z^*) = 0$. Consider the multifunction $\Gamma : \mathbb{R}^n \times \mathbb{R}^n \times \mathbb{R} \rightrightarrows \mathbb{R}^n \times \mathbb{R}$:

$$\begin{aligned} \Gamma(x, z, u) = & \{(R, v) : \exists g \in \partial f(x, u), \exists J \in \partial h(x), \\ & v = J(\bar{y}(x, z) - x) + b(h(x) - u), R = a(g_x + J^\top g_u - z)\}. \end{aligned}$$

With this notation, we can write the updates (12)–(13) as follows:

$$\begin{bmatrix} z^{k+1} \\ u^{k+1} \end{bmatrix} \in \begin{bmatrix} z^k \\ u^k \end{bmatrix} + \tau_k \Gamma(x^{k+1}, z^k, u^k) + \tau_k \theta^{k+1} + \tau_k \alpha^{k+1}, \quad (18)$$

where, for some constant C^θ ,

$$\mathbb{E}[\theta^{k+1} \mid \mathcal{F}_k] = 0, \quad \mathbb{E}[\|\theta^{k+1}\|^2 \mid \mathcal{F}_k] \leq C^\theta, \quad k = 0, 1, \dots \quad (19)$$

and

$$\lim_{k \rightarrow \infty} \alpha^{k+1} = 0. \quad \text{a.s.} \quad (20)$$

The verification of relations (18)–(20) is straightforward from the description of the algorithm and assumptions (A3)–(A4). Two technical results are needed for further analysis.

Lemma 1 *The multifunction Γ is compact and convex valued.*

The proof is provided in the Appendix.

Lemma 2 *The sequences $\{z^k\}$ and $\{u^k\}$ are bounded with probability 1.*

The proof is routine and is therefore omitted.

We analyze the method by the differential inclusion technique, by refining and specializing the approach adopted in Ruszczyński (2020).

Theorem 3 *If the assumptions (A1)–(A4) are satisfied, then with probability 1 every accumulation point \hat{x} of the sequence $\{x^k\}$ is stationary, $\lim_{k \rightarrow \infty} (u^k - h(x^k)) = 0$, and the sequence $\{F(x^k)\}$ is convergent.*

Proof The detailed proof is provided in the Appendix B. Here, we outline the main ideas and techniques. We consider a specific trajectory of the method and divide the proof into three standard steps.

Step 1: The Limiting Dynamical System. We denote by $p^k = (x^k, z^k, u^k)$, $k = 0, 1, 2, \dots$, a realization of the sequence generated by the algorithm. We introduce the accumulated stepsizes $t_k = \sum_{j=0}^{k-1} \tau_j$, $k = 0, 1, 2, \dots$, and we construct the interpolated trajectory

$$P_0(t) = p^k + \frac{t - t_k}{\tau_k} (p^{k+1} - p^k), \quad t_k \leq t \leq t_{k+1}, \quad k = 0, 1, 2, \dots$$

For an increasing sequence of positive numbers $\{s_k\}$ diverging to ∞ , we define shifted trajectories $P_k(t) = P_0(t + s_k)$. The sequence $\{p^k\}$ is bounded with probability 1 by Lemma 2, and so are the functions $P_k(\cdot)$.

Corresponding to (11) and (18) is the following system of differential equations and inclusions:

$$\dot{x}(t) = \bar{y}(x(t), z(t)) - x(t), \quad (21)$$

$$(\dot{z}(t), \dot{u}(t)) \in \Gamma(x(t), z(t), u(t)). \quad (22)$$

Then the sequence of functions $P_k(t)$ converges uniformly to an absolutely continuous function $P_\infty(\cdot) = (X_\infty(\cdot), Z_\infty(\cdot), U_\infty(\cdot))$ which is a solution of the above system. Moreover, for any $t \geq 0$, the triple $(X_\infty(t), Z_\infty(t), U_\infty(t))$ is an accumulation point of the sequence $\{(x^k, z^k, u^k)\}$.

Step 2: Descent Along a Path. To study the stability of the system (21)–(22), we use the Lyapunov function

$$W(x, z, u) = af(x, u) - \eta(x, z) + \gamma \|h(x) - u\|, \quad (23)$$

with the coefficient $\gamma > 0$ to be specified later. Using Assumption (A2) and the chain rule of (Ruszczyński, 2020, Thm. 1), after tedious manipulations, we obtain the following inequality:

$$\begin{aligned} W(X(T), Z(T), U(T)) - W(X(0), Z(0), U(0)) \\ \leq -ac \int_0^T \|\dot{X}(t)\|^2 dt - b(\gamma - aL) \int_0^T \|H(t) - U(t)\| dt, \end{aligned} \quad (24)$$

where L is a path-dependent upper bound on subgradient norm. By choosing $\gamma > aL$, we ensure that $W(\cdot)$ has the descent property. The fact that L (and thus γ) may be different for different paths is irrelevant, because our analysis is path-wise.

Step 3: The Analysis of the Limit Points. By a rather standard argument, we conclude that every accumulation point $(\bar{x}, \bar{z}, \bar{u})$ of the sequence $\{(x^k, z^k, u^k)\}$ is an element of the set

$$\mathcal{S} = \{(x, z, u) \in X^* \times \mathbb{R}^n \times \mathbb{R} : \eta(x, z) = 0, u = h(x)\}.$$

The convergence of the sequence $\{W(x^k, z^k, u^k)\}$ then follows in the same way as (Duchi and Ruan, 2018, Thm. 3.20) or (Majewski et al., 2018, Thm. 3.5). As $\eta(x^k, z^k) \rightarrow 0$, the convergence of $\{f(x^k, u^k)\}$ follows as well. Since $h(x^k) - u^k \rightarrow 0$, the sequence $\{F(x^k)\}$ is convergent as well. ■

4. Numerical experiments

In this section, we report results of numerical experiments that illustrate the performance of our single time-scale (STS) method for deep learning and logistic regression. For both applications, we consider perturbations in the training data set which leads to a distributional shift in the population measure \mathbb{P} , whereas we do not perturb the test data. We run the STS algorithm on the contaminated training data and investigate the robustness of the solution found by STS by considering different samples from the test data and the corresponding distribution of the test loss.

4.1 Deep learning

We consider a fully-connected network on two benchmark datasets: MNIST LeCun et al. (2010) and CIFAR10 Krizhevsky (2009), where the model has the depth (the number of layers) of 3 and the width (the number of neurons per hidden layer) of 100. The MNIST dataset is split into a training dataset of 60000 examples and a test dataset of 10000 examples, whereas the CIFAR10 dataset is split into a training part of 50000 examples and a test part of 10000 examples. In both MNIST and CIFAR10 datasets, the output variable y to be predicted is an integer valued from 0 to 9. We distort the distributions of MNIST and CIFAR10 training datasets by deleting all the data points with a y value equal to 0 (such points account for approximately 10% of the whole dataset). Based on the contaminated data, we train our model with different robustness levels κ for 4000 iterations. To test the robustness of the model found by STS, we sample 100 points from the test dataset and compute the corresponding loss; and repeat this procedure 200 times for both datasets to generate a histogram of the test loss. We then report the corresponding cumulative distribution function (CDF) of the test loss in Figures 1 and 2 for different values of κ , compared with results from a model trained by SGD.¹

We note that if the training data are not contaminated at all, STS generates a similar or slightly worse solution than SGD (see Appendix C). This is expected as STS optimizes a penalized (robust) loss (4) which is different than the empirical loss. When the data contains distributional shifts, we see a clear improvement with the STS method.

4.2 Logistic regression

We consider binary logistic regression on the Adult dataset Dua and Graff (2017) where the loss function has the form $\ell(x, D) = [\log(1 + \exp(-ba^T x))]$ where $D = (a, b)$ is the input data. The

1. There are also adversarial learning methods Madry et al. (2017); Goodfellow et al. (2014); Kurakin et al. (2016); Zhang et al. (2019) where the aim is to be resistant to norm-bounded perturbations of the input before we have access to it; however, we do not compare with these methods as our formulation (4) focuses on a distributional shift.

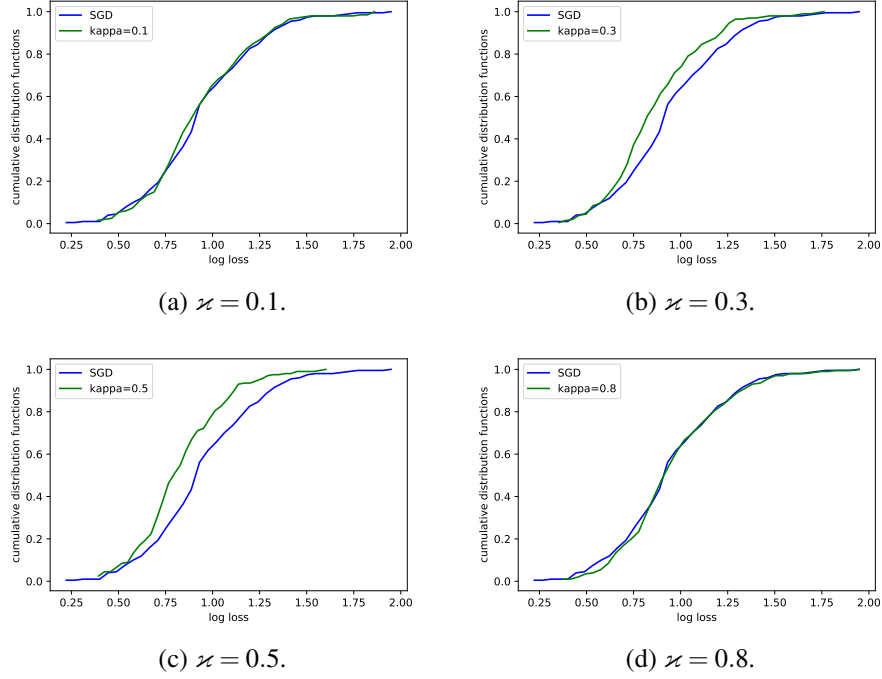


Figure 1: The CDFs of the SGD solution and the STS solutions under different robustness levels κ for MNIST after 4000 iterations.

problem is to predict whether the annual income of a person will be above \$50,000 or not, based on $n = 123$ predictor variables. The dataset has 32561 training examples and 16281 test examples. We follow a similar methodology as before, where we distort the training data by deleting 80% of the data points with the corresponding income below \$50,000. We trained our model with STS and another state-of-the-art method Bandit Mirror Descent (BMD) developed in Namkoong and Duchi (2016), allowing both methods the same amount of time for training, which corresponds to 80000 iterations of the STS method. We then compare the cdf of the loss of the trained models based on 3000 samples from the test data. The results are reported in Figure 3 for different values of the robustness level κ . We see that STS results in smaller errors. If the data is not distorted, we also observed that STS has similar results to BMD (see Appendix D). We conclude that when the data is subject to contamination and distributional shifts, our model trained with STS will improve robustness.

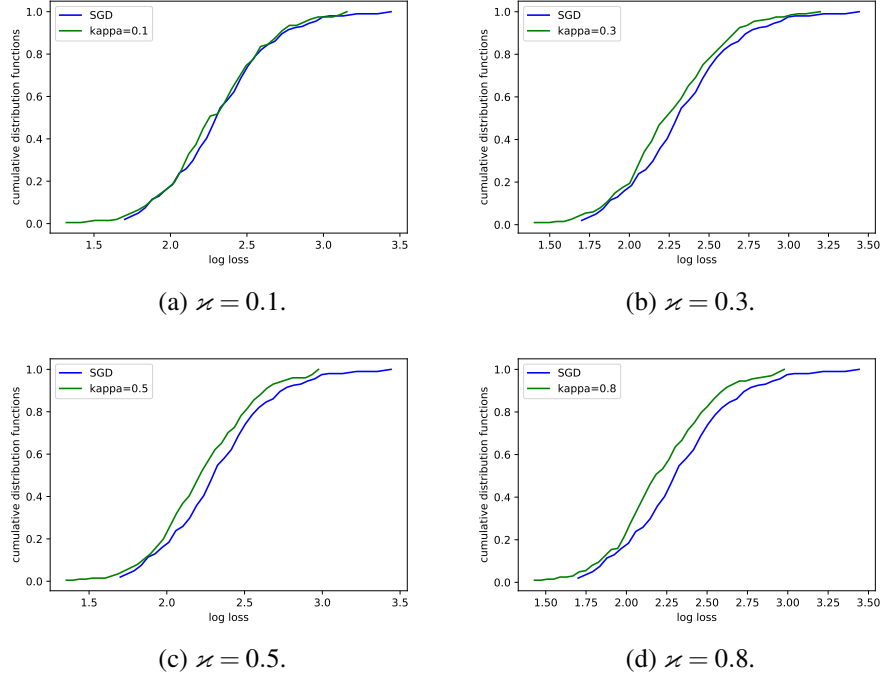


Figure 2: The CDFs of the SGD solution and the STS solutions under different robustness levels κ for CIFAR10 after 4000 iterations.

References

- Zeyuan Allen-Zhu and Elad Hazan. Variance reduction for faster non-convex optimization. In *International conference on machine learning*, pages 699–707, 2016.
- P. Artzner, F. Delbaen, J.-M. Eber, and D. Heath. Coherent measures of risk. *Mathematical Finance*, 9:203–228, 1999.
- Jack W. Baker, Matthias Schubert, and Michael H. Faber. On the assessment of robustness. *Structural Safety*, 30(3):253 – 267, 2008.
- H. Brézis. Monotonicity methods in Hilbert spaces and some applications to nonlinear partial differential equations. In *Contributions to Nonlinear Functional Analysis*, pages 101–156. Elsevier, 1971.
- M. Daszykowski, K. Kaczmarek, Y. Vander Heyden, and B. Walczak. Robust statistics in data analysis — a review: Basic concepts. *Chemometrics and Intelligent Laboratory Systems*, 85(2): 203 – 219, 2007.
- D. Dentcheva, S. Penev, and A. Ruszczyński. Statistical estimation of composite risk functionals and risk optimization problems. *Annals of the Institute of Statistical Mathematics*, 69(4):737–760, 2017.

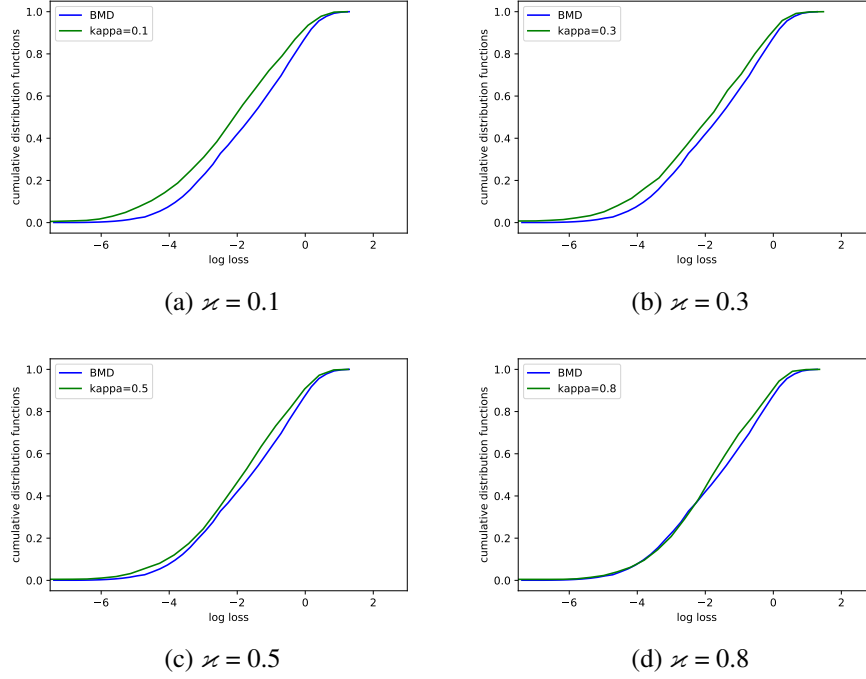


Figure 3: The CDFs of the BMD solution and the STS solutions under different robustness levels κ for the Adult dataset after 80000 iterations.

Dheeru Dua and Casey Graff. UCI Machine Learning Repository, 2017. URL <http://archive.ics.uci.edu/ml>.

J. C. Duchi and F. Ruan. Stochastic methods for composite and weakly convex optimization problems. *SIAM Journal on Optimization*, 28(4):3229–3259, 2018.

John Duchi and Hongseok Namkoong. Learning models with uniform performance via distributionally robust optimization. *arXiv preprint arXiv:1810.08750*, 2018.

Yu. M. Ermoliev. *Methods of Stochastic Programming*. Nauka, Moscow, 1976.

Yu. M. Ermoliev and V. I. Norkin. Sample average approximation method for compound stochastic optimization problems. *SIAM Journal on Optimization*, 23(4):2231–2263, 2013.

Peyman Mohajerin Esfahani and Daniel Kuhn. Data-driven distributionally robust optimization using the Wasserstein metric: Performance guarantees and tractable reformulations. *Mathematical Programming*, 171(1-2):115–166, 2018.

H. Föllmer and A. Schied. *Stochastic Finance: An Introduction in Discrete Time*. Walter de Gruyter, 2011.

Dylan J Foster, Ayush Sekhari, and Karthik Sridharan. Uniform convergence of gradients for non-convex learning and optimization. In S. Bengio, H. Wallach, H. Larochelle, K. Grauman, N. Cesa-Bianchi, and R. Garnett, editors, *Advances in Neural Information Processing Systems 31*,

- pages 8745–8756. Curran Associates, Inc., 2018. URL <http://papers.nips.cc/paper/8091-uniform-convergence-of-gradients-for-non-convex-learning-and-optimization.pdf>.
- Rui Gao and Anton J. Kleywegt. Distributionally robust stochastic optimization with wasserstein distance. *arXiv preprint arXiv:1604.02199*, 2016.
- Rui Gao, Xi Chen, and Anton J Kleywegt. Wasserstein distributional robustness and regularization in statistical learning. *arXiv preprint arXiv:1712.06050*, 2017.
- S. Ghadimi, A. Ruszczyński, and M. Wang. A single time-scale stochastic approximation method for nested stochastic optimization. *SIAM J. on Optimization*, 2020. Accepted for publication (arXiv preprint 1812.01094).
- Ian Goodfellow, Yoshua Bengio, and Aaron Courville. *Deep learning*. MIT Press, 2016.
- Ian J Goodfellow, Jonathon Shlens, and Christian Szegedy. Explaining and harnessing adversarial examples. *arXiv preprint arXiv:1412.6572*, 2014.
- Trevor Hastie, Robert Tibshirani, and Martin Wainwright. *Statistical learning with sparsity: the Lasso and generalizations*. CRC press, 2015.
- Alex Krizhevsky. Learning multiple layers of features from tiny images. Technical report, 2009.
- Alexey Kurakin, Ian Goodfellow, and Samy Bengio. Adversarial machine learning at scale. *arXiv preprint arXiv:1611.01236*, 2016.
- H. Kushner and G. G. Yin. *Stochastic Approximation Algorithms and Applications*. Springer, New York, 2003.
- Yann LeCun, Corinna Cortes, and CJ Burges. MNIST handwritten digit database. *ATT Labs [Online]*. Available: <http://yann.lecun.com/exdb/mnist>, 2, 2010.
- Aleksander Madry, Aleksandar Makelov, Ludwig Schmidt, Dimitris Tsipras, and Adrian Vladu. Towards deep learning models resistant to adversarial attacks. *arXiv preprint arXiv:1706.06083*, 2017.
- S. Majewski, B. Miasojedow, and E. Moulines. Analysis of nonsmooth stochastic approximation: the differential inclusion approach. *arXiv preprint arXiv:1805.01916*, 2018.
- R. Mifflin. Semismooth and semiconvex functions in constrained optimization. *SIAM Journal on Control and Optimization*, 15(6):959–972, 1977.
- V. S. Mikhalevich, A. M. Gupal, and V. I. Norkin. *Nonconvex Optimization Methods*. Nauka, Moscow, 1987.
- Hongseok Namkoong and John C Duchi. Stochastic gradient methods for distributionally robust optimization with f-divergences. In *Advances in neural information processing systems*, pages 2208–2216, 2016.

- V. I. Norkin. Generalized-differentiable functions. *Cybernetics and Systems Analysis*, 16(1):10–12, 1980.
- W. Ogryczak and A. Ruszczyński. From stochastic dominance to mean–risk models: semideviations as risk measures. *European Journal of Operational Research*, 116:33–50, 1999.
- W. Ogryczak and A. Ruszczyński. On consistency of stochastic dominance and mean–semideviation models. *Mathematical Programming*, 89:217–232, 2001.
- A. Ruszczyński and A. Shapiro. Optimization of convex risk functions. *Mathematics of Operations Research*, 31:433–452, 2006.
- Andrzej Ruszczyński. Convergence of a stochastic subgradient method with averaging for non-smooth nonconvex constrained optimization. *Optimization Letters*, 2020. doi: 10.1007/s11590-020-01537-8. URL <https://doi.org/10.1007/s11590-020-01537-8>.
- Andrzej Ruszczyński. A stochastic subgradient method for nonsmooth nonconvex multi-level composition optimization. *arXiv preprint arXiv:2001.10669*, 2020.
- Andrzej Ruszczyński and Alexander Shapiro. *Optimization of Risk Measures*, pages 119–157. Springer London, London, 2006.
- Jacob H. Seidman, Mahyar Fazlyab, Victor M. Preciado, and George J. Pappas. Robust deep learning as optimal control: Insights and convergence guarantees. *Proceedings of Machine Learning Research vol 1*, 1:14, 2020.
- Soroosh Shafieezadeh Abadeh, Peyman Mohajerin Mohajerin Esfahani, and Daniel Kuhn. Distributionally robust logistic regression. In C. Cortes, N. D. Lawrence, D. D. Lee, M. Sugiyama, and R. Garnett, editors, *Advances in Neural Information Processing Systems 28*, pages 1576–1584. Curran Associates, Inc., 2015. URL <http://papers.nips.cc/paper/5745-distributionally-robust-logistic-regression.pdf>.
- Shai Shalev-Shwartz and Shai Ben-David. *Understanding machine learning: From theory to algorithms*. Cambridge University Press, 2014.
- A. Shapiro, D. Dentcheva, and A. Ruszczyński. *Lectures on Stochastic Programming: Modeling and Theory*. SIAM, Philadelphia, 2009.
- Aman Sinha, Hongseok Namkoong, and John Duchi. Certifying some distributional robustness with principled adversarial training. *arXiv preprint arXiv:1710.10571*, 2017.
- Akiko Takeda and Takafumi Kanamori. A robust approach based on conditional value-at-risk measure to statistical learning problems. *European Journal of Operational Research*, 198(1): 287 – 296, 2009. ISSN 0377-2217. doi: <https://doi.org/10.1016/j.ejor.2008.07.027>. URL <http://www.sciencedirect.com/science/article/pii/S0377221708005614>.
- Choon Hui Teo, S.V.N. Vishwanthan, Alex J. Smola, and Quoc V. Le. Bundle methods for regularized risk minimization. *Journal of Machine Learning Research*, 11(10):311–365, 2010. URL <http://jmlr.org/papers/v11/teo10a.html>.

- Vladimir Vapnik. *The nature of statistical learning theory*. Springer science & business media, 2013.
- M. Wang, E. X. Fang, and B. Liu. Stochastic compositional gradient descent: Algorithms for minimizing compositions of expected-value functions. *Mathematical Programming*, 161(1-2): 419–449, 2017a.
- M. Wang, J. Liu, and E. X. Fang. Accelerating stochastic composition optimization. *Journal of Machine Learning Research*, 18:1–23, 2017b.
- S Yang, M. Wang, and E. X. Fang. Multilevel stochastic gradient methods for nested composition optimization. *SIAM Journal on Optimization*, 29(1):616–659, 2019.
- Dinghuai Zhang, Tianyuan Zhang, Yiping Lu, Zhanxing Zhu, and Bin Dong. You only propagate once: Accelerating adversarial training via maximal principle. In *Advances in Neural Information Processing Systems*, pages 227–238, 2019.

Appendix A. Convexity and compactness of the multifunction Γ

Lemma 4 *The multifunction Γ :*

$$\Gamma(x, z, u) = \left\{ (R, v) : \exists g \in \partial f(x, u), \exists J \in \partial h(x), v_2 = J \right. \\ \left. v_1 = g_x(\bar{y}(x, z) - x) + Jg_u + b(f(x, u_2) - u_1), R = a(g_x + J^\top g_u - z) \right\}. \quad (25)$$

is compact and convex valued.

Proof By assumption, for a.e. $\omega \in \Omega$, the loss function $\ell(x, D(\omega))$ is generalized differentiable, and therefore the function $f(x, u)$ is also generalized differentiable where $\partial_x f(x, u)$, $\partial_u f(x, u)$ and $\partial h(x)$ are all convex and compact Norkin (1980).

Since the function $F(u, D(\omega)) = \ell(x, D(\omega)) + \varkappa \cdot \max(0, \ell(x, D(\omega)) - u)$ is generalized differentiable for a.e. ω , by the interchangeability of the generalized subdifferential and integral operators (Mikhalevich et al., 1987, Thm. 23.1), we obtain:

$$\partial_u f(x, u) = \mathbb{E}[\partial_u F(u, D)]. \quad (26)$$

We also have

$$\partial_u F(u, D) = \varkappa \cdot \begin{cases} -1, & u < \ell(x, D), \\ [-1, 0], & u = \ell(x, D), \\ 0, & u > \ell(x, D), \end{cases}$$

which implies

$$\begin{aligned} \partial_u f(x, u) &= -\varkappa \mathbb{P}\{u < \ell(x, D)\} + \varkappa [-\mathbb{P}\{u = \ell(x, D)\}, 0] \\ &= \varkappa [-\mathbb{P}\{u \leq \ell(x, D)\}, -\mathbb{P}\{u < \ell(x, D)\}]. \end{aligned}$$

If we denote $\mathbb{P}\{u \leq \ell(x, D)\}$ and $\mathbb{P}\{u < \ell(x, D)\}$ by P_1 and P_2 respectively, we obtain $\partial_u f(x, u) = \varkappa \cdot [-P_1, -P_2]$.

Now, in order to prove that $\Gamma(x, z, u)$ is convex-valued, we choose two points in $\Gamma(x, z, u)$: $A = (R_a, v_{1a}, v_{2a})$ and $B = (R_b, v_{1b}, v_{2b})$. Since every point in $\Gamma(x, z, u)$ is generated by a pair of (g, J) from $\partial f(x, u) \times \partial h(x)$, we can also denote the pair generating the point A by (a_1, a_2) , and the pair generating the point B by (b_1, b_2) .

For every $\theta \in [0, 1]$, the convex combination $(R^\theta, v_1^\theta, v_2^\theta)$ of A and B can be expressed as:

$$\begin{aligned} R^\theta &= a(\theta a_{1x} + (1 - \theta)b_{1x} + \theta a_{1u}a_2 + (1 - \theta)b_{1u}b_2 - z), \\ v_1^\theta &= (\theta a_{1x} + (1 - \theta)b_{1x})(\bar{y}(x, z) - x) + \theta a_{1u}a_2 + (1 - \theta)b_{1u}b_2 + b(f(x, u_2) - u_1), \\ v_2^\theta &= \theta a_2 + (1 - \theta)b_2. \end{aligned}$$

If we can always find a pair $(c_1, c_2) \in \partial f(x, u) \times \partial h(x)$ that generates this convex combination, then $\Gamma(x, z, u)$ is convex-valued.

First, since $\partial_x f(x, u)$ and $\partial h(x)$ are convex sets, we can choose $c_{1x} = \theta a_{1x} + (1 - \theta)b_{1x}$, $c_2 = \theta a_2 + (1 - \theta)b_2$ (we do not choose c_{1u} yet); then the corresponding point $C = (g_c, v_{1c}, v_{2c})$ is:

$$\begin{aligned} R_c &= a(\theta a_{1x} + (1 - \theta)b_{1x} + c_{1u}(\theta a_2 + (1 - \theta)b_2) - z), \\ v_{1c} &= (\theta a_{1x} + (1 - \theta)b_{1x})(\bar{y}(x, z) - x) + c_{1u}(\theta a_2 + (1 - \theta)b_2) + b(f(x, u_2) - u_1), \\ v_{2c} &= \theta a_2 + (1 - \theta)b_2. \end{aligned}$$

Furthermore, we have $c_{1u} \in \partial_u f(x, u) = \varkappa \cdot [-P_1, -P_2]$, so for the common item $c_{1u}(\theta a_2 + (1 - \theta)b_2)$ in R_c and v_{1c} , any value between $-\varkappa P_1(\theta a_2 + (1 - \theta)b_2)$ and $-\varkappa P_2(\theta a_2 + (1 - \theta)b_2)$ can be achieved.

On the other hand, for the common item $\theta a_{1u}a_2 + (1 - \theta)b_{1u}b_2$ in R^θ and v_1^θ , since $a_{1u}, b_{1u} \in \partial_u f(x, u) = \varkappa \cdot [-P_1, -P_2]$, we have:

$$-\varkappa P_1(\theta a_2 + (1 - \theta)b_2) \leq \theta a_{1u}a_2 + (1 - \theta)b_{1u}b_2 \leq -\varkappa P_2(\theta a_2 + (1 - \theta)b_2), \quad (27)$$

so there must exist $c_{1u}^* \in \partial_u f(x, u)$ that satisfies:

$$c_{1u}^*(\theta a_2 + (1 - \theta)b_2) = \theta a_{1u}a_2 + (1 - \theta)b_{1u}b_2.$$

This implies that for this value of c_{1u} ,

$$(R^\theta, v_1^\theta, v_2^\theta) = (R_c, v_{1c}, v_{2c}),$$

and we conclude that $\Gamma(x, z, u)$ is convex-valued. Furthermore, because $\partial_x f(x, u)$, $\partial_u f(x, u)$ and $\partial h(x)$ are all compact, the set $\Gamma(x, z, u)$ is compact as well. \blacksquare

Appendix B. Proof of Theorem 3

We consider a specific trajectory of the method and divide the proof into three standard steps.

Step 1: The Limiting Dynamical System. We denote by $p^k = (x^k, z^k, u^k)$, $k = 0, 1, 2, \dots$, a realization of the sequence generated by the algorithm. We introduce the accumulated stepsizes $t_k = \sum_{j=0}^{k-1} \tau_j$, $k = 0, 1, 2, \dots$, and we construct the interpolated trajectory

$$P_0(t) = p^k + \frac{t - t_k}{\tau_k}(p^{k+1} - p^k), \quad t_k \leq t \leq t_{k+1}, \quad k = 0, 1, 2, \dots$$

For an increasing sequence of positive numbers $\{s_k\}$ diverging to infinity, we define shifted trajectories $P_k(t) = P_0(t + s_k)$. The sequence $\{p^k\}$ is bounded by Lemma 2 and so are the functions $P_k(\cdot)$.

By (Majewski et al., 2018, Thm. 3.2), for any infinite set \mathcal{K} of positive integers, there exist an infinite subset $\mathcal{K}_1 \subset \mathcal{K}$ and an absolutely continuous function $P_\infty : [0, +\infty) \rightarrow X \times \mathbb{R}^n \times \mathbb{R}^m$ such that for any $T > 0$

$$\lim_{\substack{k \rightarrow \infty \\ k \in \mathcal{K}_1}} \sup_{t \in [0, T]} \|P_k(t) - P_\infty(t)\| = 0,$$

and $P_\infty(\cdot) = (X_\infty(\cdot), Z_\infty(\cdot), U_\infty(\cdot))$ is a solution of the system of differential equations and inclusions corresponding to (11) and (18):

$$\dot{x}(t) = \bar{y}(x(t), z(t)) - x(t), \quad (28)$$

$$(\dot{z}(t), \dot{u}(t)) \in \Gamma(x(t), z(t), u(t)). \quad (29)$$

Moreover, for any $t \geq 0$, the triple $(X_\infty(t), Z_\infty(t), U_\infty(t))$ is an accumulation point of the sequence $\{(x^k, z^k, u^k)\}$.

In order to analyze the equilibrium points of the system (28)–(29), we first study the dynamics of the functions $H(t) = h(X(t))$ and $F(t) = f(X(t), U(t))$. It follows from (28) that the path $X(\cdot)$ is continuously differentiable. By virtue of assumption (A2) and (Ruszczynski, 2020, Thm. 1), for any $J(t) \in \partial h(X(t))$,

$$\dot{H}(t) = J(t)\dot{X}(t). \quad (30)$$

Again, Assumption (A2) and (Ruszczynski, 2020, Thm. 1) imply that for any $G(t) \in \partial f(X(t), U(t))$,

$$\dot{F}(t) = G_x(t)^\top \dot{X}(t) + G_u(t)^\top \dot{U}(t). \quad (31)$$

To understand the dynamics of $U(\cdot)$, from (29) and (18) we deduce that

$$\dot{U}(t) = \hat{J}(t)\dot{X}(t) + b[H(t) - U(t)], \quad (32)$$

with some $\hat{J}(t) \in \partial h(X(t))$. Therefore, using $J(\cdot) = \hat{J}(\cdot)$ in (30), we obtain

$$\dot{U}(t) = \dot{H}(t) + b[H(t) - U(t)]. \quad (33)$$

Consequently, the solution of (31)–(32) has the form:

$$\dot{F}(t) = \hat{G}(t)^\top \dot{X}(t) + bG_u(t)^\top [H(t) - U(t)]. \quad (34)$$

with $\hat{G}(t) = G_x(t) + \hat{J}(t)^\top G_u(t)$. These observations will help us study the stability of the system.

Step 2: Descent Along a Path. We use the Lyapunov function

$$W(x, z, u) = af(x, u) - \eta(x, z) + \gamma \|h(x) - u\|, \quad (35)$$

with the coefficient $\gamma > 0$ to be specified later.

Directly from (34) we obtain

$$f(X(T), U(T)) - f(X(0), U(0)) = \int_0^T \hat{G}(t)^\top \dot{X}(t) dt + b \int_0^T G_u(t)^\top [H(t) - U(t)] dt. \quad (36)$$

We now estimate the change of $\eta(X(\cdot), Z(\cdot))$ from 0 to T . Since $\bar{y}(x, z)$ is unique, the function $\eta(\cdot, \cdot)$ is continuously differentiable. Therefore, the chain formula holds for it as well:

$$\begin{aligned} \eta(X(T), Z(T)) - \eta(X(0), Z(0)) \\ = \int_0^T \langle \nabla_x \eta(X(t), Z(t)), \dot{X}(t) \rangle dt + \int_0^T \langle \nabla_z \eta(X(t), Z(t)), \dot{Z}(t) \rangle dt. \end{aligned}$$

From (29) we obtain

$$\dot{Z}(t) = a(\hat{G}^\top(t) - Z(t)),$$

with the same $\hat{G}(\cdot)$ as in (34) and (36).

Substituting $\nabla_x \eta(x, z) = -z + c(x - \bar{y}(x, z))$, $\nabla_z \eta(x, z) = \bar{y}(x, z) - x$, and using (17), we obtain

$$\begin{aligned}
& \eta(X(T), Z(T)) - \eta(X(0), Z(0)) \\
&= \int_0^T \langle -Z(t) + c(X(t) - \bar{y}(X(t), Z(t))), \bar{y}(X(t), Z(t)) - X(t) \rangle dt \\
&\quad + a \int_0^T \langle \bar{y}(X(t), Z(t)) - X(t), \hat{G}(t) - Z(t) \rangle dt \\
&\geq a \int_0^T \langle \bar{y}(X(t), Z(t)) - X(t), \hat{G}(t) - Z(t) \rangle dt \\
&\geq a \int_0^T \hat{G}(t)^\top (\bar{y}(X(t), Z(t)) - X(t)) dt + ac \int_0^T \|\bar{y}(X(t), Z(t)) - X(t)\|^2 dt.
\end{aligned}$$

With a view at (28), we conclude that

$$\eta(X(T), Z(T)) - \eta(X(0), Z(0)) \geq a \int_0^T \hat{G}^\top(t) \dot{X}(t) dt + ac \int_0^T \|\dot{X}(t)\|^2 dt. \quad (37)$$

We now estimate the increment of $\|H(\cdot) - U(\cdot)\|$ from 0 to T . As $\|\cdot\|$ is convex and $H(\cdot)$ and $U(\cdot)$ are absolutely continuous, the chain rule applies as well: for any $\lambda(t) \in \partial\|H(t) - U(t)\|$ we have

$$\|H(T) - U(T)\| - \|H(0) - U(0)\| = \int_0^T \langle \lambda(t), \dot{H}(t) - \dot{U}(t) \rangle dt.$$

By (33), $\dot{H}(t) - \dot{U}(t) = b[U(t) - H(t)]$ for almost all t . Furthermore,

$$\lambda_m(t) = \frac{H(t) - U(t)}{\|H(t) - U(t)\|}, \quad \text{if } H(t) \neq U(t).$$

Therefore

$$\|H(T) - U(T)\| - \|H(0) - U(0)\| = -b \int_0^T \|H(t) - U(t)\| dt. \quad (38)$$

We can now combine (36), (37), and (38) to estimate the change of the function (35):

$$\begin{aligned}
& W(X(T), Z(T), U(T)) - W(X(0), Z(0), U(0)) \\
&\leq ab \int_0^T G_u(t)^\top [H(t) - U(t)] dt - ac \int_0^T \|\dot{X}(t)\|^2 dt - b\gamma \int_0^T \|H(t) - U(t)\| dt.
\end{aligned}$$

Because the paths $X(t)$ and $U(\cdot)$ are bounded a.s. and the functions f_m are locally Lipschitz, a (random) constant L exists, such that $\|G_u(t)\| \leq L$. The last estimate entails:

$$\begin{aligned}
& W(X(T), Z(T), U(T)) - W(X(0), Z(0), U(0)) \\
&\leq -ac \int_0^T \|\dot{X}(t)\|^2 dt - b(\gamma - aL) \int_0^T \|H(t) - U(t)\| dt. \quad (39)
\end{aligned}$$

By choosing $\gamma > aL$, we ensure that $W(\cdot)$ has the descent property to be used in our stability analysis at Step 3. The fact that L (and thus γ) may be different for different paths is irrelevant, because our analysis is path-wise.

Step 3: Analysis of the Limit Points. Define the set

$$\mathcal{S} = \{(x, z, u) \in X^* \times \mathbb{R}^n \times \mathbb{R} : \eta(x, z) = 0, u = h(x)\}.$$

Suppose $(\bar{x}, \bar{z}, \bar{u})$ is an accumulation point of the sequence $\{(x^k, z^k, u^k)\}$. If $\eta(\bar{x}, \bar{z}) < 0$ or $\bar{u} \neq h(\bar{x})$, then every solution $(X(t), Z(t), U(t))$ of the system (28)–(29), starting from $(\bar{x}, \bar{z}, \bar{u})$ has $\|\dot{X}(0)\| > 0$ or $\|H(0) - U(0)\| > 0$. Using (39) and arguing as in (Duchi and Ruan, 2018, Thm. 3.20) or (Majewski et al., 2018, Thm. 3.5), we obtain a contradiction. Therefore, we must have $\eta(\bar{x}, \bar{z}) = 0$ and $\bar{u} = h(\bar{x})$. Suppose $\bar{x} \notin X^*$. Then

$$\text{dist}(0, G_F(\bar{x}) + N_X(\bar{x})) > 0. \quad (40)$$

Suppose the system (28)–(29) starts from $(\bar{x}, \bar{z}, \bar{u})$ and $X(t) = \bar{x}$ for all $t \geq 0$. From (29) and (25), in view of the equations $\bar{y}(\bar{x}, \bar{z}) = \bar{x}$ and $\bar{u} = h(\bar{x})$, we obtain $U(t) = f(\bar{x})$ for all $t \geq 0$. The inclusion (29), in view of (14), simplifies

$$\dot{z}(t) \in a(G_F(\bar{x}) - z(t)).$$

For the convex Lyapunov function $V(z) = \text{dist}(z, G_F(\bar{x}))$, we apply the classical chain formula Brézis (1971) on the path $Z(\cdot)$:

$$V((Z(T))) - V(Z(0)) = \int_0^T \langle \partial V(Z(t)), \dot{Z}(t) \rangle dt.$$

For $Z(t) \notin G_F(\bar{x})$, we have

$$\partial V(Z(t)) = \frac{Z(t) - \text{Proj}_{G_F(\bar{x})}(Z(t))}{\|Z(t) - \text{Proj}_{G_F(\bar{x})}(Z(t))\|}$$

and $\dot{Z}(t) = a(d(t) - Z(t))$ with some $d(t) \in G_1(\bar{x})$. Therefore,

$$\langle \partial V(Z(t)), \dot{Z}(t) \rangle \leq -a\|Z(t) - \text{Proj}_{G_1(\bar{x})}(Z(t))\| = -aV(Z(t)).$$

It follows that

$$V((Z(T))) - V(Z(0)) \leq -a \int_0^T V(Z(t)) dt,$$

and thus

$$\lim_{t \rightarrow \infty} \text{dist}(Z(t), G_F(\bar{x})) = 0. \quad (41)$$

It follows from (40)–(41) that $T > 0$ exists, such that $-Z(T) \notin N_X(\bar{x})$, which yields $\dot{X}(T) \neq 0$. Consequently, the path $X(t)$ starting from \bar{x} cannot be constant (our supposition made right after (40) cannot be true). But if is not constant, then again $T > 0$ exists, such that $\dot{X}(T) \neq 0$. By Step 1, the triple $(X(T), Z(T), U(T))$ would have to be an accumulation point of the sequence $\{(x^k, z^k, u^k)\}$, a case already excluded. We conclude that every accumulation point $(\bar{x}, \bar{z}, \bar{u})$ of the sequence $\{(x^k, z^k, u^k)\}$ is in \mathcal{S} . The convergence of the sequence $\{W(x^k, z^k, u^k)\}$ then follows in the same way as (Duchi and Ruan, 2018, Thm. 3.20) or (Majewski et al., 2018, Thm. 3.5). As $\eta(x^k, z^k) \rightarrow 0$, the convergence of $\{f(x^k, u^k)\}$ follows as well. Since $h(x^k) - u^k \rightarrow 0$, the sequence $\{F(x^k)\}$ is convergent as well.

Appendix C. Deep learning with undistorted training data

We draw the probability density functions of the log-loss and the accuracy over the test sample. In the case when the training and test samples have the same distribution, the SGD solution cannot be dominated. The purpose of the experiments is to show that the solution obtained from our model is only minimally inferior.

C.1 Dataset: MNIST

The probability density functions in Figure 4 are generated by training the fully-connected network on the original MNIST dataset, then testing the output network on the same dataset.

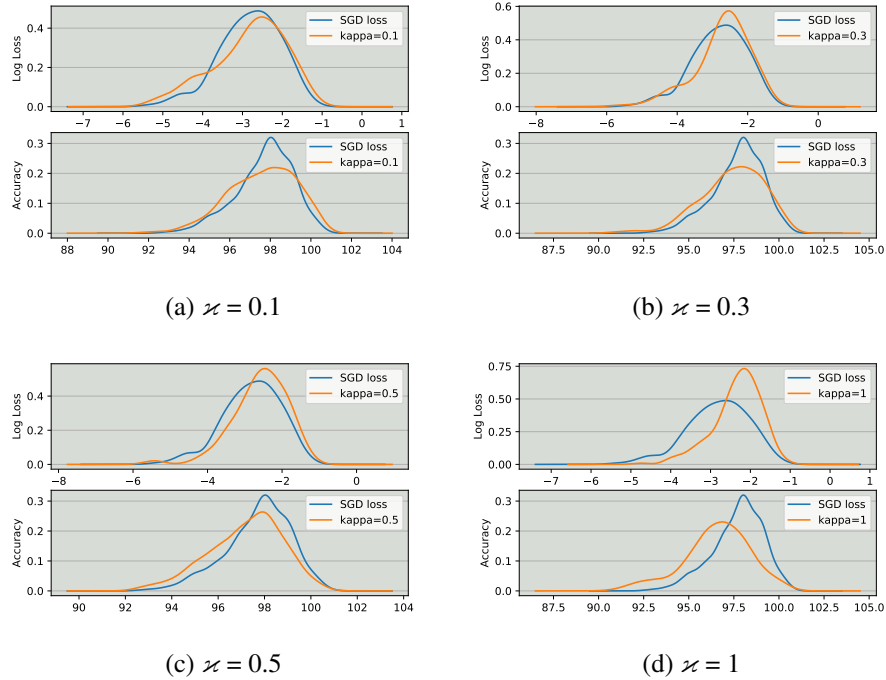


Figure 4: Comparison of the PDF of the SGD solution and the STS solution under different robustness levels on MNIST after 4000 iterations.

C.2 Dataset: CIFAR10

The probability density functions in Figure 5 are generated by training the fully-connected network on the original CIFAR10 dataset, then test the output network on the original CIFAR10 dataset.

C.3 Comparison across different kappa

The distributions in every subfigure of Figure 6 were generated under the same setting except for a different κ .

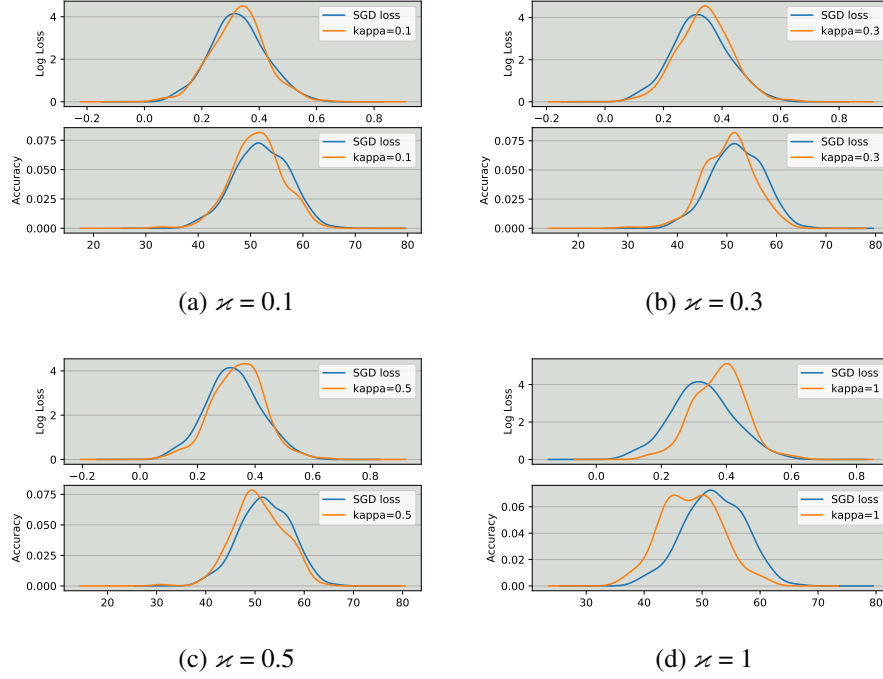


Figure 5: Comparison of the probability density function (PDF) of the SGD solution and the STS solution under different robustness levels on CIFAR10 after 4000 iterations.

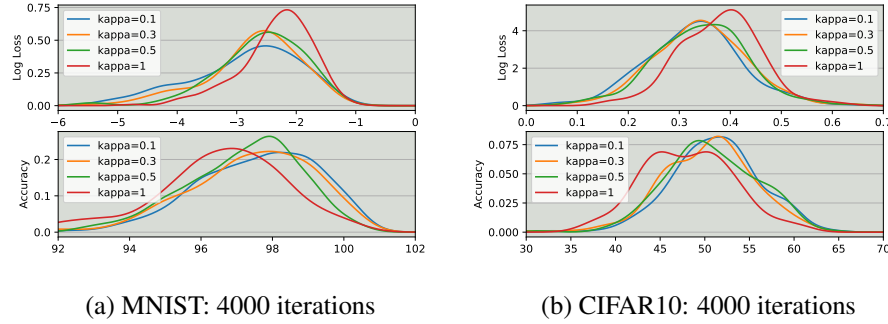


Figure 6: Comparison of the PDFs of STS solutions with different robustness levels.

Appendix D. Logistic regression on undistorted data

Now, we compare STS and BMD on the logistic regression problem with identically distributed training and testing datasets.

The probability density functions in Figure 7 are generated by setting the iterations to 80000, training the logistic regression on the original data and testing on the original data. The blue line is the PDF of the BMD solution (always the same), the orange line is the PDF of the STS solution. For the results, running time of the STS method was about 2.5 seconds, whereas for BMD running time was about 11 seconds (see Appendix E for further details); the difference in running times stems

from the fact that BMD leads to a min-max formulation which requires a bisection search at every iteration whereas STS results in a convex minimization problem and does not necessitate a bisection search. Again, the conclusion is that if the data are undistorted, on this dataset, our model generates solutions with equal quality to those generated by BMD, in shorter time.

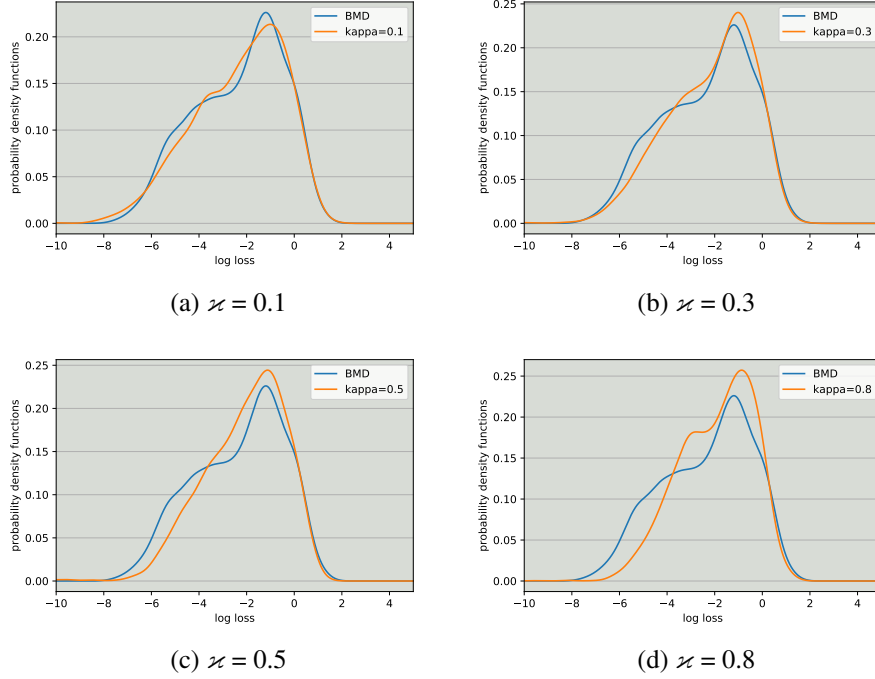


Figure 7: Adult: 80000 iterations. Comparison of the PDF of the BMD solution with the PDF of STS solutions under different robustness levels.

Appendix E. Further details about experiments

Numerical results were obtained using Python (Version 3.7) on an Alienware Aurora R8 desktop with a 3.60 GHz CPU (i7-2677M) and 16GB memory. Corresponding runtimes for our experiments are also reported in Tables 1 and 2 for the sake of completeness.

Table 1: Runtime of deep learning experiments

Distorted Training Data						
\varkappa	0.1	0.3	0.5	0.8	SGD	Results
MNIST	136.73s	137.30s	136.92s	136.87s	69.16s	Figure 1
CIFAR10	178.83s	178.40s	179.75s	179.58s	82.66s	Figure 2
Undistorted Training Data						
\varkappa	0.1	0.3	0.5	1.0	SGD	Results
MNIST	113.27s	114.22s	113.77s	112.96s	56.81s	Figure 4
CIFAR10	152.40s	152.90s	152.11s	152.67s	68.50s	Figure 5

Table 2: Runtime of logistic regression experiments

Distorted Training Data						
\varkappa	0.1	0.3	0.5	0.8	BMD	Results
Adult	2.44s	2.42s	2.42s	2.44s	11.11s	Figure 3
Undistorted Training Data						
\varkappa	0.1	0.3	0.5	0.8	BMD	Results
Adult	2.34s	2.43s	2.39s	2.43s	11.09s	Figure 7