

# The Heavy-Tail Phenomenon in SGD

Mert Gürbüzbalaban<sup>1</sup>

MG1366@RUTGERS.EDU

Umut Şimşekli<sup>2,3</sup>

UMUT.SIMSEKLI@TELECOM-PARIS.FR

Lingjiong Zhu<sup>4</sup>

ZHU@MATH.FSU.EDU

*1: Department of Management Science and Information Systems, Rutgers Business School, Piscataway, USA*

*2: LTCI, Télécom Paris, Institut Polytechnique de Paris, Paris, France*

*3: Department of Statistics, University of Oxford, Oxford, UK*

*4: Department of Mathematics, Florida State University, Tallahassee, USA*

## Abstract

In recent years, various notions of capacity and complexity have been proposed for characterizing the generalization properties of stochastic gradient descent (SGD) in deep learning. Some of the popular notions that correlate well with the performance on unseen data are (i) the ‘flatness’ of the local minimum found by SGD, which is related to the eigenvalues of the Hessian, (ii) the ratio of the stepsize  $\eta$  to the batch size  $b$ , which essentially controls the magnitude of the stochastic gradient noise, and (iii) the ‘tail-index’, which measures the heaviness of the tails of the eigenspectra of the network weights. In this paper, we argue that these three seemingly unrelated perspectives for generalization are deeply linked to each other. We claim that depending on the structure of the Hessian of the loss at the minimum, and the choices of the algorithm parameters  $\eta$  and  $b$ , the SGD iterates will converge to a *heavy-tailed* stationary distribution. We rigorously prove this claim in the setting of linear regression: we show that even in a simple quadratic optimization problem with independent and identically distributed Gaussian data, the iterates can be heavy-tailed with infinite variance. We further characterize the behavior of the tails with respect to algorithm parameters, the dimension, and the curvature. We then translate our results into insights about the behavior of SGD in deep learning. We finally support our theory with experiments conducted on both synthetic data and neural networks. To our knowledge, these results are the first of their kind to rigorously characterize the empirically observed heavy-tailed behavior of SGD.

## 1. Introduction

The learning problem in neural networks can be expressed as an instance of the well-known *population risk minimization* problem in statistics, given as follows:

$$\min_{x \in \mathbb{R}^d} F(x) := \mathbb{E}_{z \sim \mathcal{D}}[f(x, z)], \quad (1.1)$$

where  $z \in \mathbb{R}^p$  denotes a random data point,  $\mathcal{D}$  is a probability distribution on  $\mathbb{R}^p$  that denotes the law of the data points,  $x \in \mathbb{R}^d$  denotes the parameters of the neural network to be optimized, and  $f : \mathbb{R}^d \times \mathbb{R}^p \mapsto \mathbb{R}_+$  denotes a measurable cost function, which is often non-convex in  $x$ . While this problem cannot be attacked directly since  $\mathcal{D}$  is typically unknown, if we have access to a *training dataset*  $S = \{z_1, \dots, z_n\}$  with  $n$  independent and identically distributed (i.i.d.) observations, i.e.,  $z_i \sim_{\text{i.i.d.}} \mathcal{D}$  for  $i = 1, \dots, n$ , we can use the *empirical risk minimization* strategy, which aims at solving the following optimization problem (Shalev-Shwartz and Ben-David, 2014):

$$\min_{x \in \mathbb{R}^d} f(x) := f(x, S) := (1/n) \sum_{i=1}^n f^{(i)}(x), \quad (1.2)$$

where  $f^{(i)}$  denotes the cost induced by the data point  $z_i$ . The stochastic gradient descent (SGD) algorithm has been one of the most popular algorithms for addressing this problem, which is based on the following recursion:

$$x_k = x_{k-1} - \eta \nabla \tilde{f}_k(x_{k-1}), \quad \text{where} \quad \nabla \tilde{f}_k(x) := (1/b) \sum_{i \in \Omega_k} \nabla f^{(i)}(x). \quad (1.3)$$

Here,  $k$  denotes the iterations,  $\eta > 0$  is the stepsize (also called the learning-rate),  $\nabla \tilde{f}$  is the stochastic gradient,  $b$  is the batch-size, and  $\Omega_k \subset \{1, \dots, n\}$  is a random subset with  $|\Omega_k| = b$  for all  $k$ .

Even though the practical success of SGD has been proven in many domains, the theory for its generalization properties is still in an early phase. Among others, one peculiar property of SGD that has not been theoretically well-grounded is that, depending on the choice of  $\eta$  and  $b$ , the algorithm can exhibit significantly different behaviors in terms of the performance on unseen test data.

A common perspective over this phenomenon is based on the ‘flat minima’ argument that dates back to (Hochreiter and Schmidhuber, 1997), and associates the performance with the ‘sharpness’ or ‘flatness’ of the minimizers found by SGD, where these notions are often characterized by the magnitude of the eigenvalues of the Hessian, larger values corresponding to sharper local minima (Keskar et al., 2016). Recently, (Jastrzebski et al., 2017) focused on this phenomenon as well and empirically illustrated that the performance of SGD on unseen test data is mainly determined by the stepsize  $\eta$  and the batch-size  $b$ , i.e., larger  $\eta/b$  yields better generalization. Revisiting the flat-minima argument, they concluded that the ratio  $\eta/b$  determines the flatness of the minima found by SGD; hence the difference in generalization. In the same context, (Şimşekli et al., 2019b) focused on the statistical properties of the gradient noise ( $\nabla \tilde{f}_k(x) - \nabla f(x)$ ) and illustrated that under an isotropic model, the gradient noise exhibits a heavy-tailed behavior, which was also confirmed in follow-up studies (Zhang et al., 2019). Based on this observation and a metastability argument (Pavlyukevich, 2007), they showed that SGD will ‘prefer’ wider basins under the heavy-tailed noise assumption, without an explicit mention of the cause of the heavy-tailed behavior.

In another recent study, (Martin and Mahoney, 2019) introduced a new approach for investigating the generalization properties of deep neural networks by invoking results from heavy-tailed random matrix theory. They empirically showed that the probability distribution of the eigenvalues of the weight matrices in different layers exhibits a *heavy-tailed* behavior, obeying a power-law decay  $1/|\lambda|^\alpha$ , where  $\lambda$  denotes the eigenvalues. They speculated that the heavy-tailed behavior in the eigenspectrum stems from the *strong correlations* within the network weights, and argued that such strongly correlated random variables can be approximated by heavy-tailed random matrices, whose spectrum also exhibits heavy-tails (Arous and Guionnet, 2008). Accordingly, they fitted a power law distribution to the empirical spectral density of individual layers and illustrated that a weighted average of the exponents  $\alpha$  corresponding to different layers is predictive for generalization, where smaller values of  $\alpha$  indicate better generalization.

In this paper, we argue that these three seemingly unrelated perspectives for generalization are deeply linked to each other. We claim that, depending on the choice of the algorithm parameters  $\eta$  and  $b$ , the dimension  $d$ , and the curvature of  $f$  (to be precised in Section 3), SGD exhibits a ‘heavy-tail phenomenon’, meaning that the law of the iterates converges to a heavy-tailed distribution. We rigorously prove that, this phenomenon can be observed even in surprisingly simple settings: we show that when  $f$  is chosen as a simple quadratic function and the data points are i.i.d. from an isotropic Gaussian distribution, the iterates can still converge to a heavy-tailed distribution with arbitrarily heavy tails, hence with infinite variance. We summarize our contributions as follows:

1. When  $f$  is a quadratic, we prove that: (i) the tails become *monotonically heavier* for increasing curvature, increasing  $\eta$ , or decreasing  $b$ , hence relating the heavy-tails to the ratio  $\eta/b$  and the curvature, (ii) the law of the iterates converges exponentially fast towards the stationary distribution in the Wasserstein metric, (iii) there exists a higher-order moment (e.g., variance) of the iterates that diverges *at most* polynomially-fast, depending on the heaviness of the tails at stationarity.
2. We support our theory with experiments conducted on both synthetic data and neural networks. Our experimental results confirm our theory on synthetic setups and also illustrate that the heavy-tail phenomenon is also observed in fully connected multi-layer neural networks.

To the best of our knowledge, these results are the first of their kind to rigorously characterize the empirically observed heavy-tailed behavior of SGD.

## 2. Technical Background

**Heavy-tailed distributions with a power-law decay.** In probability theory, a real-valued random variable  $X$  is said to be *heavy-tailed* if the right tail or the left tail of the distribution decays slower than any exponential distribution. We say  $X$  has heavy (right) tail if  $\lim_{x \rightarrow \infty} \mathbb{P}(X \geq x)e^{cx} = \infty$  for any  $c > 0$ .<sup>1</sup> Similarly, an  $\mathbb{R}^d$ -valued random vector  $X$  has heavy tail if  $u^T X$  has heavy right tail for some vector  $u \in \mathbb{S}^{d-1}$ , where  $\mathbb{S}^{d-1} := \{u \in \mathbb{R}^d : \|u\| = 1\}$  is the unit sphere in  $\mathbb{R}^d$ .

Heavy tail distributions include  $\alpha$ -stable distributions, Pareto distribution, log-normal distribution and the Weibull distribution. One important class of the heavy-tailed distributions is the distributions with *power-law* decay, which is the focus of our paper. That is,  $\mathbb{P}(X \geq x) \sim c_0 x^{-\alpha}$  as  $x \rightarrow \infty$  for some  $c_0 > 0$  and  $\alpha > 0$ , where  $\alpha > 0$  is known as the *tail-index*, which determines the tail thickness of the distribution. Similarly, we say that the random vector  $X$  has power-law decay with tail-index  $\alpha$  if for some  $u \in \mathbb{S}^{d-1}$ , we have  $\mathbb{P}(u^T X \geq x) \sim c_0 x^{-\alpha}$ , for some  $c_0, \alpha > 0$ .

**Stable distributions.** The class of  $\alpha$ -stable distributions are an important subclass of heavy-tailed distributions with a power-law decay, which appears as the limiting distribution of the generalized CLT for a sum of i.i.d. random variables with infinite variance (Lévy, 1937). A random variable  $X$  follows a symmetric  $\alpha$ -stable distribution denoted as  $X \sim \mathcal{S}\alpha\mathcal{S}(\sigma)$  if its characteristic function takes the form:  $\mathbb{E}[e^{itX}] = \exp(-\sigma^\alpha |t|^\alpha)$ ,  $t \in \mathbb{R}$ , where  $\sigma > 0$  is the scale parameter that measures the spread of  $X$  around 0, and  $\alpha \in (0, 2]$  is known as the tail-index, and  $\mathcal{S}\alpha\mathcal{S}$  becomes heavier-tailed as  $\alpha$  gets smaller. The probability density function of a symmetric  $\alpha$ -stable distribution,  $\alpha \in (0, 2]$ , does not yield closed-form expression in general except for a few special cases. When  $\alpha = 1$  and  $\alpha = 2$ ,  $\mathcal{S}\alpha\mathcal{S}$  reduces to the Cauchy and the Gaussian distributions, respectively. When  $0 < \alpha < 2$ ,  $\alpha$ -stable distributions have their moments being finite only up to the order  $\alpha$  in the sense that  $\mathbb{E}[|X|^p] < \infty$  if and only if  $p < \alpha$ , which implies infinite variance.

**Wasserstein metric.** For any  $p \geq 1$ , define  $\mathcal{P}_p(\mathbb{R}^d)$  as the space consisting of all the Borel probability measures  $\nu$  on  $\mathbb{R}^d$  with the finite  $p$ -th moment (based on the Euclidean norm). For any two Borel probability measures  $\nu_1, \nu_2 \in \mathcal{P}_p(\mathbb{R}^d)$ , we define the standard  $p$ -Wasserstein metric (see e.g. Villani, 2009):  $\mathcal{W}_p(\nu_1, \nu_2) := (\inf \mathbb{E}[\|Z_1 - Z_2\|^p])^{1/p}$ , where the infimum is taken over all joint distributions of the random variables  $Z_1, Z_2$  with marginal distributions  $\nu_1, \nu_2$  respectively.

---

1. A real-valued random variable  $X$  has heavy (left) tail if  $\lim_{x \rightarrow \infty} \mathbb{P}(X \leq -x)e^{c|x|} = \infty$  for any  $c > 0$ .

### 3. Setup and Main Theoretical Results

Before stating our theoretical results in detail, let us informally motivate our main method of analysis. Suppose that the initial SGD iterate  $x_0$  is in the domain of attraction<sup>2</sup> of a local minimum  $x_*$  of  $f$  and the function  $f$  is smooth and well-approximated by a quadratic function in this basin. Under this assumption, by considering a first-order Taylor approximation of  $\nabla f^{(i)}(x)$  around  $x_*$ , we have  $\nabla f^{(i)}(x) \approx \nabla f^{(i)}(x_*) + \nabla^2 f^{(i)}(x_*)(x - x_*)$ . By using this approximation, we can approximate the SGD recursion (1.3) as follows:

$$\begin{aligned} x_k &\approx x_{k-1} - \frac{\eta}{b} \sum_{i \in \Omega_k} \nabla^2 f^{(i)}(x_*) x_{k-1} + \frac{\eta}{b} \sum_{i \in \Omega_k} \left( \nabla^2 f^{(i)}(x_*) x_* - \nabla f^{(i)}(x_*) \right) \\ &=: \left( I - \frac{\eta}{b} H_k \right) x_{k-1} + q_k, \end{aligned} \quad (3.1)$$

where  $I$  denotes the identity matrix of appropriate size. Here, our main observation is that the SGD recursion can be approximated by a *linear stochastic recursion*, which gives us access to the tools from renewal theory for investigating its statistical properties (Kesten, 1973; Goldie, 1991). In a renewal theoretic context, the object of interest would be the matrix  $(I - \frac{\eta}{b} H_k)$ , whose properties determine the behavior of  $x_k$ : depending on the moments of this matrix,  $x_k$  can have heavy or light tails, or might even diverge.

In this study, we take a first step towards understanding the tail behavior of the SGD dynamics by analyzing it through the lens of renewal theory. As, the recursion (3.1) is obtained by a quadratic approximation of the component functions  $f^{(i)}$ , which arises naturally in linear regression, we will consider a simplified setting and rigorously study this dynamics in the case of linear regression.

While we acknowledge that the behavior of SGD in more general settings would be more complex, we note that the analysis of SGD on linear regression turns out to be already fairly technical, and yet, we believe that our results can readily translate into insights about the observed heavy-tailed behavior of SGD in deep learning. We also note that, in our analysis, the linear approximation to (1.3) is not crucial; indeed, we can easily extend our theory to more general *non-linear* recursions by using the results in (Mirek, 2011). However, in our analysis we will need the condition that  $(H_k, q_k)_k$  are i.i.d. over  $k$ , which is not necessarily satisfied in the general case of (1.3). We leave this case as a natural next step of our work.

We now consider the case when  $f$  is a quadratic, which arises in linear regression:

$$\min_{x \in \mathbb{R}^d} F(x) := \mathbb{E}_{(a,y) \sim \mathcal{D}} \left[ \frac{1}{2} (a^T x - y)^2 \right], \quad (3.2)$$

where the data  $(a, y)$  comes from an unknown distribution  $\mathcal{D}$  with support  $\mathbb{R}^d \times \mathbb{R}$ . Assume we have access to i.i.d. samples  $(a_i, y_i)$  from the distribution  $\mathcal{D}$  where  $\nabla f^{(i)}(x) = a_i(a_i^T x - y_i)$  is an unbiased estimator of the true gradient  $\nabla F(x)$ . The curvature, i.e. the value of second partial derivatives, of this objective around a minimum is determined by the Hessian matrix  $\mathbb{E}(aa^T)$  which depends on the distribution of  $a$ . In this setting, SGD with batch size  $b$  leads to the iterations

$$x_k = M_k x_{k-1} + q_k, \text{ with } M_k := I - \frac{\eta}{b} H_k, \quad H_k := \sum_{i \in \Omega_k} a_i a_i^T, \quad q_k := \frac{\eta}{b} \sum_{i \in \Omega_k} a_i y_i,$$

2. We say  $x_0$  is in the domain of attraction of a local minimum  $x_*$ , if gradient descent iterations to minimize  $f$  started at  $x_0$  with sufficiently small stepsize converge to  $x_*$  as the number of iterations goes to infinity.

where  $\Omega_k := \{b(k-1)+1, b(k-1)+2, \dots, bk\}$  with  $|\Omega_k| = b$ . Here, for simplicity, we assume that we are in the one-pass regime (also called the streaming setting (Frostig et al., 2015; Jain et al., 2017)) where each sample is used only once without being recycled. We make the following assumptions on the data:

(A1)  $a_i$ 's are i.i.d. with a continuous distribution supported on  $\mathbb{R}^d$  with all the moments finite.

(A2)  $y_i$  are i.i.d. with a continuous density whose support is  $\mathbb{R}$  with all the moments finite.

Assumptions (A1)-(A2) are natural assumptions that can be satisfied in practice. For instance, if  $a_i$  is normally distributed on  $\mathbb{R}^d$  and  $y_i$  is normally distributed on  $\mathbb{R}$ , then (A1)-(A2) are satisfied. Note that  $M_k = I - \frac{\eta}{b} H_k$  are also i.i.d. based on (A1). We introduce

$$h(s) := \lim_{k \rightarrow \infty} (\mathbb{E} \|M_k M_{k-1} \dots M_1\|^s)^{1/k}, \quad (3.3)$$

which arises in stochastic matrix recursions (see e.g. (Buraczewski et al., 2014)) where  $\|\cdot\|$  denotes the matrix 2-norm (i.e. largest singular value of a matrix). Since  $\mathbb{E} \|M_k\|^s < \infty$  for all  $k$  and  $s > 0$ , we have  $h(s) < \infty$ . Let us also define

$$\Pi_k := M_k M_{k-1} \dots M_1 \quad \text{and} \quad \rho := \lim_{k \rightarrow \infty} (2k)^{-1} \log (\text{largest eigenvalue of } \Pi_k^T \Pi_k). \quad (3.4)$$

The latter quantity is called the top Lyapunov exponent of the stochastic recursion (3). In the Supplementary File (see Lemma 14), we show that under our assumptions,

$$\rho = \mathbb{E} \log \|I - (\eta/b)H\|, \quad h(s) = \mathbb{E} [\|I - (\eta/b)H\|^s], \quad (3.5)$$

where  $H$  is a matrix with the same distribution as  $H_k$ . Furthermore, if  $\rho$  exists and is negative, it can be shown that a stationary distribution of the recursion (3) exists. In the following, we show that the limit density has a polynomial tail with a tail-index given precisely by  $\alpha$ , the unique critical value such that  $h(\alpha) = 1$ . The result builds on adapting the techniques developed in stochastic matrix recursions (Alsmeyer and Mentemeier, 2012; Buraczewski et al., 2016) to our setting. Our result shows that even in the simplest setting when the input data is Gaussian without any heavy tail, SGD iterates can lead to a heavy-tailed stationary distribution with an infinite variance. To our knowledge, this is the first time such a phenomenon is proven in the linear regression setting.

**Theorem 1** *Consider the SGD iterations (3), where the data  $(a_i, y_i)$  satisfies the assumptions (A1)–(A2). If  $\rho < 0$ , then SGD iterations admit a unique stationary distribution  $x_\infty$  which satisfy*

$$\lim_{t \rightarrow \infty} t^\alpha \mathbb{P}(u^T x_\infty > t) = e_\alpha(u), \quad u \in \mathbb{S}^{d-1}, \quad (3.6)$$

for some positive and continuous function  $e_\alpha$  on the unit sphere  $\mathbb{S}^{d-1}$ , where  $\alpha$  is the unique positive value such that  $h(\alpha) = 1$ .

Numerical evidence suggests that the tail-index of the density of the network weights is closely related to the generalization performance, where smaller tail-index indicates better generalization (Martin and Mahoney, 2019). A natural question of practical importance is how the tail-index depends on the parameters of the problem including the batch size, dimension and the stepsize. We prove that larger batch sizes lead to a lighter tail (i.e. larger  $\alpha$ ), which links the heavy tails to the observation that smaller  $b$  yields improved generalization in a variety of settings in deep learning

(Keskar et al., 2016; Panigrahi et al., 2019; Martin and Mahoney, 2019). We also prove that smaller stepsizes lead to larger  $\alpha$ , hence lighter tails, which agrees with the fact that the existing literature for linear regression often choose  $\eta$  small enough to guarantee that variance of the iterates stay bounded (Dieuleveut et al., 2017b; Jain et al., 2017).

**Theorem 2** *The tail-index  $\alpha$  is strictly increasing in batch size  $b$  and strictly decreasing in stepsize  $\eta$  provided that  $\alpha \geq 1$ .*

When we have a specific probabilistic model for data, we can provide more explicit information about  $\alpha$  as it satisfies  $h(\alpha) = 1$  where  $h$  is given in (3.5). As an example, in the following we consider the case when  $a_i$  are i.i.d.  $\mathcal{N}(0, \sigma^2 I_d)$ . In this case the Hessian matrix of the objective (3.2) satisfies  $\mathbb{E}(aa^T) = \sigma^2 I_d$  where the value of  $\sigma^2$  determines the curvature around a minimum; smaller (larger)  $\sigma^2$  implies the objective will grow slower (faster) around the minimum and the minimum will be flatter (sharper) (see e.g. (Dinh et al., 2017)). Next result characterizes  $\alpha$  depending on the choice of the batch size, the variance  $\sigma^2$ , which determines the curvature around the minimum and the stepsize; in particular we show that if the stepsize exceeds an explicit threshold, the stationary distribution will become heavy tailed with an infinite variance.

**Proposition 3** *Assume that  $a_i \sim \mathcal{N}(0, \sigma^2 I_d)$  are i.i.d. Then, the tail-index  $\alpha$  is strictly decreasing in variance  $\sigma^2$  provided that  $\alpha \geq 1$  and it is strictly decreasing in dimension  $d$ . Let  $\eta_{crit} = \frac{2b}{\sigma^2(d+b+1)}$ . The following holds: (i) There exists  $\eta_{max} > \eta_{crit}$  such that for any  $\eta_{crit} < \eta < \eta_{max}$ , Theorem 1 holds with tail index  $0 < \alpha < 2$ . (ii) If  $\eta = \eta_{crit}$ , Theorem 1 holds with tail index  $\alpha = 2$ . (iii) If  $\eta \in (0, \eta_{crit})$ , then Theorem 1 holds with tail index  $\alpha > 2$ .*

**Relation to first exit times.** Proposition 3 implies that, for fixed  $\eta$  and  $b$ , the tail-index  $\alpha$  will be decreasing with increasing  $\sigma$ . Combined with the first-exit-time analyses of (Şimşekli et al., 2019b; Nguyen et al., 2019), which state that the escape probability from a basin becomes higher for smaller  $\alpha$ , our result implies that the probability of SGD escaping from a basin gets larger with increasing curvature; hence providing an alternative view for the argument that SGD prefers flat minima.

**Three regimes for stepsize.** Theorems 1-2 and Proposition 3 identify three regimes: (I) convergence to a limit with a finite variance if  $\rho < 0$  and  $\alpha > 2$ ; (II) convergence to a heavy-tailed limit with infinite variance if  $\rho < 0$  and  $\alpha < 2$ ; (III)  $\rho > 0$  when convergence cannot be guaranteed. For Gaussian input, if the stepsize is small enough, smaller than  $\eta_{crit}$ , by Proposition 3,  $\rho < 0$  and  $\alpha > 2$ , therefore regime (I) applies. As we increase the stepsize, there is a critical stepsize level  $\eta_{crit}$  for which  $\eta > \eta_{crit}$  leads to  $\alpha < 2$  as long as  $\eta < \eta_{max}$  where  $\eta_{max}$  is the maximum allowed stepsize for ensuring convergence (corresponds to  $\rho = 0$ ). A similar behavior with three (learning rate) stepsize regimes was reported in (Lewkowycz et al., 2020) and derived analytically for one hidden layer linear networks with a large width. The large stepsize choices that avoids divergence, so called the *catapult phase* for the stepsize, yielded the best generalization performance empirically, driving the iterates to a flatter minima in practice. We suspect that the catapult phase in (Lewkowycz et al., 2020) corresponds to regime (II) in our case, where the iterates are heavy-tailed, which might cause convergence to flatter minima as the first-exit-time discussions suggest (Şimşekli et al., 2019a).

**Moment Bounds and Convergence Speed.** Theorem 1 is of asymptotic nature which characterizes the stationary distribution  $x_\infty$  of SGD iterations with a tail-index  $\alpha$ . Next, we provide non-asymptotic moment bounds for  $x_k$  at each  $k$ -th iterate, and also for the limit  $x_\infty$ .



**Theorem 4** (i) If the tail-index  $\alpha \leq 1$ , then for any  $p \in (0, \alpha)$ , we have  $h(p) < 1$  and

$$\mathbb{E}\|x_k\|^p \leq (h(p))^k \mathbb{E}\|x_0\|^p + \frac{1 - (h(p))^k}{1 - h(p)} \mathbb{E}\|q_1\|^p. \quad (3.7)$$

(ii) If the tail-index  $\alpha > 1$ , then for any  $p \in (1, \alpha)$ , we have  $h(p) < 1$  and for any  $\epsilon > 0$  such that  $(1 + \epsilon)h(p) < 1$ , we have

$$\mathbb{E}\|x_k\|^p \leq ((1 + \epsilon)h(p))^k \mathbb{E}\|x_0\|^p + \frac{1 - ((1 + \epsilon)h(p))^k}{1 - (1 + \epsilon)h(p)} \frac{(1 + \epsilon)^{\frac{p}{p-1}} - (1 + \epsilon)}{((1 + \epsilon)^{\frac{1}{p-1}} - 1)^p} \mathbb{E}\|q_1\|^p. \quad (3.8)$$

Theorem 4 shows that the  $p$ -th moment of the iterates are of exponentially decaying nature when  $p < \alpha$  to a neighborhood determined by the moments of  $q_1$ . By letting  $k \rightarrow \infty$  and applying Fatou's lemma, we can also characterize the moments of the stationary distribution.

**Corollary 5** (i) If the tail-index  $\alpha \leq 1$ , then for any  $p \in (0, \alpha)$ ,  $\mathbb{E}\|x_\infty\|^p \leq \frac{1}{1-h(p)} \mathbb{E}\|q_1\|^p$ , where  $h(p) < 1$ . (ii) If the tail-index  $\alpha > 1$ , then for any  $p \in (1, \alpha)$ , we have  $h(p) < 1$  and for any  $\epsilon > 0$  such that  $(1 + \epsilon)h(p) < 1$ , we have  $\mathbb{E}\|x_\infty\|^p \leq \frac{1}{1-(1+\epsilon)h(p)} \frac{(1+\epsilon)^{\frac{p}{p-1}} - (1+\epsilon)}{((1+\epsilon)^{\frac{1}{p-1}} - 1)^p} \mathbb{E}\|q_1\|^p$ .

Next, we will study the speed of convergence of the  $k$ -th iterate  $x_k$  to its stationary distribution  $x_\infty$  in the Wasserstein metric  $\mathcal{W}_p$  for any  $1 \leq p < \alpha$ .

**Theorem 6** Assume  $\alpha > 1$ . Let  $\nu_k, \nu_\infty$  denote the probability laws of  $x_k$  and  $x_\infty$  respectively. Then  $\mathcal{W}_p(\nu_k, \nu_\infty) \leq (h(p))^{k/p} \mathcal{W}_p(\nu_0, \nu_\infty)$ , for any  $1 \leq p < \alpha$ , where the convergence rate  $(h(p))^{1/p} \in (0, 1)$ .

Theorem 6 shows that in case  $\alpha < 2$  the convergence to a heavy tailed distribution occurs relatively fast, i.e. with a linear convergence in the  $p$ -Wasserstein metric. When we have a probabilistic model on the data, it is also possible to estimate the constant  $h(p)$  in Theorem 6 which controls the convergence rate. For Gaussian data, we have the following explicit characterization of the rate.

**Corollary 7** Assume  $a_i \sim \mathcal{N}(0, \sigma^2 I_d)$  are i.i.d. When  $\eta < \eta_{crit} = \frac{2b}{\sigma^2(d+b+1)}$ , the tail-index  $\alpha > 2$ ,

$$\mathcal{W}_2(\nu_k, \nu_\infty) \leq (1 - 2\eta\sigma^2 (1 - \eta/\eta_{crit}))^{k/2} \mathcal{W}_2(\nu_0, \nu_\infty). \quad (3.9)$$

Theorem 6 works for any  $p < \alpha$ . At the critical  $p = \alpha$ , Theorem 1 indicates that  $\mathbb{E}\|x_\infty\|^\alpha = \infty$ , and therefore has  $\mathbb{E}\|x_k\|^\alpha \rightarrow \infty$  as  $k \rightarrow \infty$ ,<sup>3</sup> which serves as an evidence that the tail gets heavier as the number of iterates  $k$  increases. By adapting the proof of Theorem 4, we have the following result stating that the moments of the iterates of order  $\alpha$  go to infinity but this speed can only be polynomially fast.

**Proposition 8** Given the tail-index  $\alpha$ , we have  $\mathbb{E}\|x_\infty\|^\alpha = \infty$ . Moreover,  $\mathbb{E}\|x_k\|^\alpha = O(k)$  if  $\alpha \leq 1$ , and  $\mathbb{E}\|x_k\|^\alpha = O(k^\alpha)$  if  $\alpha > 1$ .

3. Otherwise, one can construct a subsequence  $x_{n_k}$  that is bounded in the space  $L^\alpha$  converging to  $x_\infty$  which would be a contradiction.

It may be possible to leverage recent results on the concentration of products of i.i.d. random matrices (Huang et al., 2020; Henriksen and Ward, 2020) to study the tail of  $x_k$  for finite  $k$ , which can be a future research direction.

**Generalized Central Limit Theorem for Ergodic Averages.** When  $\alpha > 2$ , by Corollary 5, second moment of the iterates  $x_k$  are finite, in which case central limit theorem says that if the cumulative sum of the iterates  $S_K = \sum_{k=1}^K x_k$  is scaled properly, the resulting distribution is Gaussian. In the case  $\alpha < 2$ , the variance of the iterates is not finite; however in this case generalized central limit theorem is applicable which says that if the iterates are properly scaled, the limit will be an  $\alpha$ -stable distribution (see e.g. (Uchaikin and Zolotarev, 2011)). This is stated in a more precise manner in the next corollary.

**Corollary 9** *Assume (A1)-(A2) and  $\rho < 0$  so that Theorem 1 holds. Then, we have the following:*

- (i) *If  $\alpha \in (0, 1) \cup (1, 2)$ , then there is a sequence  $d_K = d_K(\alpha)$  and a function  $C_\alpha : \mathbb{S}^{d-1} \mapsto \mathbb{C}$  such that as  $K \rightarrow \infty$  the random variables  $K^{-\frac{1}{\alpha}}(S_K - d_K)$  converge in law to the  $\alpha$ -stable random variable with characteristic function  $\Upsilon_\alpha(tv) = \exp(t^\alpha C_\alpha(v))$ , for  $t > 0$  and  $v \in \mathbb{S}^{d-1}$ .*
- (ii) *If  $\alpha = 1$ , then there are functions  $\xi, \tau : (0, \infty) \mapsto \mathbb{R}$  and  $C_1 : \mathbb{S}^{d-1} \mapsto \mathbb{C}$  such that as  $K \rightarrow \infty$  the random variables  $K^{-1}S_K - K\xi(K^{-1})$  converge in law to the random variable with characteristic function  $\Upsilon_1(tv) = \exp(tC_1(v) + it\langle v, \tau(t) \rangle)$ , for  $t > 0$  and  $v \in \mathbb{S}^{d-1}$ .*
- (iii) *If  $\alpha = 2$ , then there is a sequence  $d_K = d_K(2)$  and a function  $C_2 : \mathbb{S}^{d-1} \mapsto \mathbb{R}$  such that as  $K \rightarrow \infty$  the random variables  $(K \log K)^{-\frac{1}{2}}(S_K - d_K)$  converge in law to the random variable with characteristic function  $\Upsilon_2(tv) = \exp(t^2 C_2(v))$ , for  $t > 0$  and  $v \in \mathbb{S}^{d-1}$ .*
- (iv) *If  $\alpha \in (0, 1)$ , then  $d_K = 0$ , and if  $\alpha \in (1, 2]$ , then  $d_K = K\bar{x}$ , where  $\bar{x} = \int_{\mathbb{R}^d} x\nu_\infty(dx)$ .*

In addition to its evident theoretical interest, we will see that Corollary 9 has a practical implication as well: estimating the tail-index of heavy-tailed distributions has several subtleties (see e.g. (Clauset et al., 2009; Goldstein et al., 2004; Bauke, 2007)), however there are efficient estimators that are specifically designed for  $\alpha$ -stable distributions with desirable properties which alleviate this task to a certain extent, and Corollary 9 enables us to use these estimators in our numerical experiments.

Modeling SGD dynamics with stochastic differential equations (SDEs) that is driven by Brownian motions (Jastrzebski et al., 2017) or  $\alpha$ -stable driven Lévy processes (Şimşekli et al., 2019b) have been proposed in the literature, however these models are based on additive noise to iterates. In SGD, the noise is actually both multiplicative and additive (Dieuleveut et al., 2017b,a); a fact that is often discarded for simplifying the mathematical analysis. In the linear regression setting, we found that the multiplicative noise  $M_k$  was the main source of heavy-tails, where a deterministic  $M_k$  would not lead to heavy tail.<sup>4</sup> We discuss this further in Appendix B along with the adequacy of existing SDE-based models for SGD.

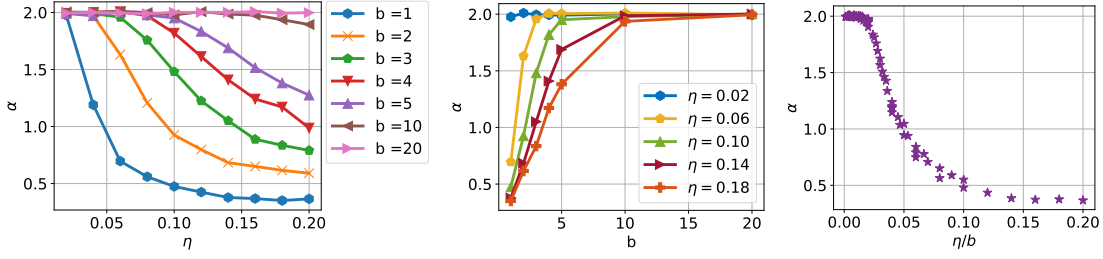
## 4. Experiments

In this section, we present our experimental results on both synthetic and real data, in order to illustrate that our theory also holds in finite-sum problems (besides the streaming setting). Our main goal will be to illustrate the tail behavior of SGD by varying the algorithm parameters: depending on the choice of the stepsize  $\eta$  and the batch-size  $b$ , the iterates do converge to a heavy-tailed distribution (Theorem 1) and the behavior of the tail-index obeys Theorem 2.

**Synthetic experiments.** In our first setting, we consider a simple synthetical setup, where we assume that the data points follow a Gaussian distribution. We will illustrate that the SGD iterates can become

4. E.g., if  $M_k$  is deterministic and  $q_k$  is Gaussian, then  $x_k$  is Gaussian for all  $k$ , and so is  $x_\infty$  if the limit exists.




 Figure 1: Behavior of the tail-index with varying stepsize  $\eta$  and batch-size  $b$ .

heavy-tailed even in this simplistic setting where the problem is a simple linear regression with all the variables being Gaussian. More precisely, we will consider the following model:

$$x_0 \sim \mathcal{N}(0, \sigma_x^2 I), \quad a_i \sim \mathcal{N}(0, \sigma^2 I), \quad y_i | a_i, x_0 \sim \mathcal{N}(a_i^\top x_0, \sigma_y^2), \quad (4.1)$$

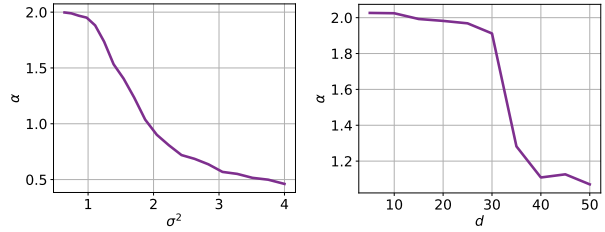
where  $x_0, a_i \in \mathbb{R}^d$ ,  $y_i \in \mathbb{R}$  for  $i = 1, \dots, n$ , and  $\sigma, \sigma_x, \sigma_y > 0$ .

In our experiments, we will need to estimate the tail-index  $\alpha$  of the stationary distribution  $\nu_\infty$ . Even though several tail-index estimators have been proposed for generic heavy-tailed distributions in the literature (Paulauskas and Vaičiulis, 2011), we observed that, even for small  $d$ , these estimators can yield inaccurate estimations and require tuning hyper-parameters, which is non-trivial. We circumvent this issue thanks to the CLT

in Corollary 9: since the average of the iterates is guaranteed to converge to a multivariate  $\alpha$ -stable random variable, we can use the tail-index estimators that are specifically designed for stable distributions. By following (Tzagkarakis et al., 2018; Şimşekli et al., 2019b), we use the estimator proposed by (Mohammadi et al., 2015), which is fortunately agnostic to the scaling function  $C_\alpha$ . The details of this estimator are given in the supplementary document.

To be able to benefit from the CLT, we are required to compute the average of the ‘centered’ iterates:  $\frac{1}{K-K_0} \sum_{k=K-K_0+1}^K (x_k - \bar{x})$ , where  $K_0$  is a ‘burn-in’ period aiming to discard the initial phase of SGD, and the mean of  $\nu_\infty$  is given by  $\bar{x} = \int_{\mathbb{R}^d} x \nu_\infty(dx) = (A^\top A)^{-1} A^\top y$  as long as  $\alpha > 1$ <sup>5</sup>, where the  $i$ -th row of  $A \in \mathbb{R}^{n \times d}$  contains  $a_i^\top$  and  $y = [y_1, \dots, y_n] \in \mathbb{R}^n$ . We then repeat this procedure 1600 times for different initial points and obtain 1600 different random vectors, whose distributions are supposedly close to an  $\alpha$ -stable distribution. Finally, we run the tail-index estimator of (Mohammadi et al., 2015) on these random vectors to estimate  $\alpha$ .

In our first experiment, we investigate the tail-index  $\alpha$  of the stationary measure  $\nu_\infty$  for varying stepsize  $\eta$  and batch-size  $b$ . We set  $d = 100$  first fix the variances  $\sigma = 1$ ,  $\sigma_x = \sigma_y = 3$ , and generate  $\{a_i, y_i\}_{i=1}^n$  by simulating the statistical model. Then, by fixing this dataset, we run the SGD recursion (3) for a large number of iterations and vary  $\eta$  from 0.02 to 0.2 and  $b$  from 1 to 20. We


 Figure 2: Behavior of  $\alpha$  with varying  $d$  and  $\sigma$ .

5. The form of  $\bar{x}$  can be verified by noticing that  $\mathbb{E}[x_k]$  converges to the minimizer of the problem by the law of total expectation. Besides, our CLT requires the sum of the iterates to be normalized by  $\frac{1}{(K-K_0)^{1/\alpha}}$ ; however, for a finite  $K$ , normalizing by  $\frac{1}{K-K_0}$  results in a scale difference, to which our tail-index estimator is agnostic.

also set  $K = 1000$  and  $K_0 = 500$ . Figure 1 illustrates the results. We can observe that, increasing  $\eta$  and decreasing  $b$  both result in decreasing  $\alpha$ , where the tail-index can be prohibitively small (i.e.,  $\alpha < 1$ , hence even the mean of  $\nu_\infty$  is not defined) for large  $\eta$ . Besides, we can also observe that the tail-index is in strong correlation with the ratio  $\eta/b$ .

In our second experiment, we investigate the effect of  $d$  and  $\sigma$  on  $\alpha$ . In Figure 2 (left), we set  $d = 100$ ,  $\eta = 0.1$  and  $b = 5$  and vary  $\sigma$  from 0.8 to 2. For each value of  $\sigma$ , we simulate a new dataset from by using the generative model and run SGD with  $K, K_0$ . We again repeat each experiment 1600 times. We follow a similar route for Figure 2 (right): we fix  $\sigma = 1.75$  and repeat the previous procedure for each value of  $d$  ranging from 5 to 50. The results confirm our theory:  $\alpha$  decreases for increasing  $\sigma$  and  $d$ , and we can further observe that for a fixed  $b$  and  $\eta$  the change in  $d$  can abruptly alter  $\alpha$ .

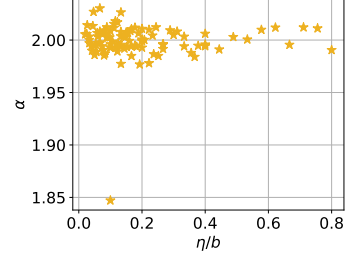


Figure 3: Behavior of  $\alpha$  under RMSProp.

In our final synthetic data experiment, we investigate how the tails behave under adaptive optimization algorithms. We replicate the setting of our first experiment, with the only difference that we replace SGD with RMSProp (Hinton et al., 2012)s. As shown in Figure 3, the ‘clipping’ effect of RMSProp as reported in (Zhang et al., 2019) prevents the iterates become heavy-tailed and the vast majority of the estimated tail-indices is around 2, indicating a Gaussian behavior. On the other hand, we repeated the same experiment with the variance-reduced optimization algorithm SVRG (Johnson and Zhang, 2013), and observed that for almost all choices of  $\eta$  and  $b$  the algorithm converges near the global minimizer (with an error in the order of  $10^{-6}$ ), hence the stationary distribution  $\nu_\infty$  seems to be a degenerate distribution, which does admit a heavy-tailed behavior. Regarding the observed link between heavy-tails and generalization performance (Martin and Mahoney, 2019), this behavior of RMSProp and SVRG might be related to their ineffective generalization performance as reported in (Keskar and Socher, 2017; Defazio and Bottou, 2019).

### Experiments on neural networks.

In the second set of experiments, we investigate the applicability of our theory beyond the quadratic optimization problems. Here, we follow the setup of (Şimşekli et al., 2019a) and consider a fully connected neural network with the cross entropy

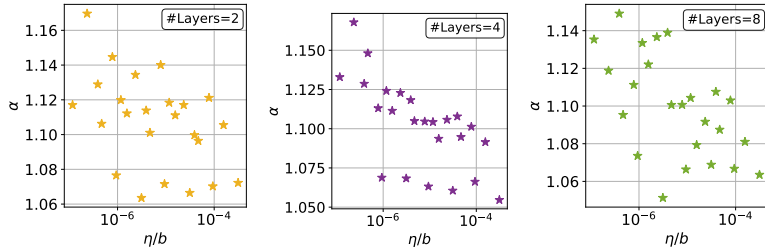


Figure 4: Experiments on neural networks.

loss and ReLU activation functions on the CIFAR10 dataset. We train the models by using SGD for 100 epochs and we use the iterates in the last epoch for computing  $\alpha$  by using (Mohammadi et al., 2015). Since there is no closed-form expression for  $\bar{x}$  this time, we approximate it as the average of the iterates in the last epoch. Figure 4 shows that the measured tail-indices still correlate well with the ratio  $\eta/b$ , where we can observe a clear trend when the number of layers is set to 4. However, we also observe that this trend is less clear when compared to Figure 1. These results illustrate that the heavy-tail phenomenon is still present in this setting, whereas  $\alpha$  is potentially related to  $\eta$  and  $b$  in a more complicated way.

## 5. Conclusion and Future Directions

In this paper, we have studied the tail-index of the SGD iterates where we argued that depending on the structure of the Hessian of the loss at the minimum, and the choices of the algorithm parameters  $\eta$  and  $b$ , the SGD iterates will converge to a *heavy-tailed* stationary distribution. We rigorously proved this claim for the simpler setting of linear regression, and then translated our results into insights about the behavior of SGD, the existing approaches about generalization and the ineffectiveness of the variance-reduced methods such as RMSProp in deep learning.

This study also brings up a number of future directions. (i) Our current proof techniques are for the one-pass (streaming) setting to solve the population risk problem, where each sample is used only once. However in practice SGD is typically implemented on the finite-sum problem (1.2) with multiple passes over the data. Extending our results to this scenario and investigating the effects of finite-sample size on the tail index and generalization would be an interesting future research direction. (ii) We suspect that the tail index of the SGD iterates may have an impact on the mean time required to escape a saddle point and this can be investigated further.

## Acknowledgments

The authors are grateful to Ozan Sener for his helps on the experiments on neural networks. Mert Gurbuzbalaban acknowledges support from the grants NSF DMS-1723085 and NSF CCF-1814888. The contribution of Umut Simsekli to this work is partly supported by the French National Research Agency (ANR) as a part of the FBIMATRIX (ANR-16-CE23-0014) project, and by the industrial chair Data science & Artificial Intelligence from Telecom Paris. Lingjiong Zhu is grateful to the support from Simons Foundation Collaboration Grant.

## References

- Gerold Alsmeyer and Sebastian Mentemeier. Tail behaviour of stationary solutions of random difference equations: the case of regular matrices. *Journal of Difference Equations and Applications*, 18(8):1305–1332, 2012.
- G rard Ben Arous and Alice Guionnet. The spectrum of heavy tailed random matrices. *Communications in Mathematical Physics*, 278(3):715–751, 2008.
- Heiko Bauke. Parameter estimation for power-law distributions by maximum likelihood methods. *The European Physical Journal B*, 58(2):167–173, 2007. doi: 10.1140/epjb/e2007-00219-y. URL <https://doi.org/10.1140/epjb/e2007-00219-y>.
- Jean Bertoin. *L vy Processes*. Cambridge University Press, 1996.
- Dariusz Buraczewski, Ewa Damek, Yves Guivarc’h, and Sebastian Mentemeier. On multidimensional Mandelbrot cascades. *Journal of Difference Equations and Applications*, 20(11):1523–1567, 2014.
- Dariusz Buraczewski, Ewa Damek, and Tomasz Przebinda. On the rate of convergence in the Kesten renewal theorem. *Electronic Journal of Probability*, 20(22):1–35, 2015.
- Dariusz Buraczewski, Ewa Damek, and Thomas Mikosch. *Stochastic Models with Power-Law Tails*. Springer, 2016.

- Pratik Chaudhari and Stefano Soatto. Stochastic gradient descent performs variational inference, converges to limit cycles for deep networks. In *International Conference on Learning Representations*, 2018.
- Aaron Clauset, Cosma Rohilla Shalizi, and Mark EJ Newman. Power-law distributions in empirical data. *SIAM Review*, 51(4):661–703, 2009.
- Aaron Defazio and Leon Bottou. On the ineffectiveness of variance reduced optimization for deep learning. In *Advances in Neural Information Processing Systems*, pages 1755–1765, 2019.
- Aymeric Dieuleveut, Alain Durmus, and Francis Bach. Bridging the gap between constant step size stochastic gradient descent and Markov chains. *arXiv preprint arXiv:1707.06386*, 2017a.
- Aymeric Dieuleveut, Nicolas Flammarion, and Francis Bach. Harder, better, faster, stronger convergence rates for least-squares regression. *The Journal of Machine Learning Research*, 18(1): 3520–3570, 2017b.
- Laurent Dinh, Razvan Pascanu, Samy Bengio, and Yoshua Bengio. Sharp minima can generalize for deep nets. In *Proceedings of the 34th International Conference on Machine Learning-Volume 70*, pages 1019–1028. JMLR. org, 2017.
- Roy Frostig, Rong Ge, Sham M Kakade, and Aaron Sidford. Competing with the empirical risk minimizer in a single pass. In *Conference on Learning Theory*, pages 728–763, 2015.
- Charles M Goldie. Implicit renewal theory and tails of solutions of random equations. *The Annals of Applied Probability*, 1(1):126–166, 1991.
- Michel L Goldstein, Steven A Morris, and Gary G Yen. Problems with fitting to the power-law distribution. *The European Physical Journal B-Condensed Matter and Complex Systems*, 41(2): 255–258, 2004.
- Amelia Henriksen and Rachel Ward. Concentration inequalities for random matrix products. *Linear Algebra and its Applications*, 594:81–94, 2020.
- Geoffrey Hinton, Nitish Srivastava, and Kevin Swersky. Overview of mini-batch gradient descent. *Neural Networks for Machine Learning*, Lecture 6a, 2012. URL <http://www.cs.toronto.edu/~hinton/coursera/lecture6/lec6.pdf>.
- Sepp Hochreiter and Jürgen Schmidhuber. Flat minima. *Neural Computation*, 9(1):1–42, 1997.
- Wenqing Hu, Chris Junchi Li, Lei Li, and Jian-Guo Liu. On the diffusion approximation of nonconvex stochastic gradient descent. *arXiv preprint arXiv:1705.07562*, 2017.
- De Huang, Jonathan Niles-Weed, Joel A. Tropp, and Rachel Ward. Matrix concentration for products. *arXiv preprint arXiv:2003.05437*, 2020.
- Prateek Jain, Sham M Kakade, Rahul Kidambi, Praneeth Netrapalli, and Aaron Sidford. Accelerating stochastic gradient descent. In *Proc. STAT*, volume 1050, page 26, 2017.

- Stanislaw Jastrzebski, Zachary Kenton, Devansh Arpit, Nicolas Ballas, Asja Fischer, Yoshua Bengio, and Amos Storkey. Three factors influencing minima in SGD. *arXiv preprint arXiv:1711.04623*, 2017.
- Rie Johnson and Tong Zhang. Accelerating stochastic gradient descent using predictive variance reduction. In *Advances in Neural Information Processing Systems*, pages 315–323, 2013.
- Nitish Shirish Keskar and Richard Socher. Improving generalization performance by switching from Adam to SGD. *arXiv preprint arXiv:1712.07628*, 2017.
- Nitish Shirish Keskar, Dheevatsa Mudigere, Jorge Nocedal, Mikhail Smelyanskiy, and Ping Tak Peter Tang. On large-batch training for deep learning: Generalization gap and sharp minima. *arXiv preprint arXiv:1609.04836*, 2016.
- Harry Kesten. Random difference equations and renewal theory for products of random matrices. *Acta Mathematica*, 131:207–248, 1973.
- Paul Lévy. Théorie de l’addition des variables aléatoires. *Gauthiers-Villars, Paris*, 1937.
- Aitor Lewkowycz, Yasaman Bahri, Ethan Dyer, Jascha Sohl-Dickstein, and Guy Gur-Ari. The large learning rate phase of deep learning: the catapult mechanism. *arXiv preprint arXiv:2003.02218*, 2020.
- Qianxiao Li, Cheng Tai, and Weinan E. Stochastic modified equations and adaptive stochastic gradient algorithms. In *Proceedings of the 34th International Conference on Machine Learning*, pages 2101–2110, 06–11 Aug 2017.
- Stephan Mandt, Matthew D. Hoffman, and David M. Blei. A variational analysis of stochastic gradient algorithms. In *International Conference on Machine Learning*, pages 354–363, 2016.
- Charles H Martin and Michael W Mahoney. Traditional and heavy-tailed self regularization in neural network models. *arXiv preprint arXiv:1901.08276*, 2019.
- Mariusz Mirek. Heavy tail phenomenon and convergence to stable laws for iterated Lipschitz maps. *Probability Theory and Related Fields*, 151(3-4):705–734, 2011.
- Mohammad Mohammadi, Adel Mohammadpour, and Hiroaki Ogata. On estimating the tail index and the spectral measure of multivariate  $\alpha$ -stable distributions. *Metrika*, 78(5):549–561, 2015.
- Thanh Huy Nguyen, Umut Simsekli, Mert Gurbuzbalaban, and Gaël Richard. First exit time analysis of stochastic gradient descent under heavy-tailed gradient noise. In *Advances in Neural Information Processing Systems*, pages 273–283, 2019.
- Bernt Øksendal. *Stochastic Differential Equations: An Introduction with Applications*. Springer Science & Business Media, 2013.
- Abhishek Panigrahi, Raghav Somani, Navin Goyal, and Praneeth Netrapalli. Non-Gaussianity of stochastic gradient noise. *arXiv preprint arXiv:1910.09626*, 2019.
- Vygantas Paulauskas and Marijus Vaičiulis. Once more on comparison of tail index estimators. *arXiv preprint arXiv:1104.1242*, 2011.

- Ilya Pavlyukevich. Cooling down Lévy flights. *Journal of Physics A: Mathematical and Theoretical*, 40(41):1229912313, Sep 2007. ISSN 1751-8121. doi: 10.1088/1751-8113/40/41/003. URL <http://dx.doi.org/10.1088/1751-8113/40/41/003>.
- Shai Shalev-Shwartz and Shai Ben-David. *Understanding Machine Learning: From Theory to Algorithms*. Cambridge University Press, 2014.
- Umut Şimşekli, Mert Gürbüzbalaban, Thanh Huy Nguyen, Gaël Richard, and Levent Sagun. On the heavy-tailed theory of stochastic gradient descent for deep neural networks. *arXiv preprint arXiv:1912.00018*, 2019a.
- Umut Şimşekli, Levent Sagun, and Mert Gürbüzbalaban. A tail-index analysis of stochastic gradient noise in deep neural networks. In *International Conference on Machine Learning*, pages 5827–5837, 2019b.
- George Tzagkarakis, John P Nolan, and Panagiotis Tsakalides. Compressive sensing of temporally correlated sources using isotropic multivariate stable laws. In *2018 26th European Signal Processing Conference (EUSIPCO)*, pages 1710–1714. IEEE, 2018.
- Vladimir V Uchaikin and Vladimir M Zolotarev. *Chance and Stability: Stable Distributions and Their Applications*. Walter de Gruyter, 2011.
- Cédric Villani. *Optimal Transport: Old and New*. Springer, Berlin, 2009.
- Jingzhao Zhang, Sai Praneeth Karimireddy, Andreas Veit, Seungyeon Kim, Sashank J Reddi, Sanjiv Kumar, and Suvrit Sra. Why ADAM beats SGD for attention models. *arXiv preprint arXiv:1912.03194*, 2019.
- Zhanxing Zhu, Jingfeng Wu, Bing Yu, Lei Wu, and Jinwen Ma. The anisotropic noise in stochastic gradient descent: Its behavior of escaping from minima and regularization effects. *arXiv preprint arXiv:1803.00195*, 2018.



## Appendix A. Tail-Index Estimation

In this study we make use the recent estimator proposed by (Mohammadi et al., 2015).

**Theorem 10** ((Mohammadi et al., 2015) Corollary 2.4) *Let  $\{X_i\}_{i=1}^K$  be a collection of strictly stable random variables in  $\mathbb{R}^d$  with tail-index  $\alpha \in (0, 2]$  and  $K = K_1 \times K_2$ . Define  $Y_i = \sum_{j=1}^{K_1} X_{j+(i-1)K_1}$  for  $i \in [1, K_2]$ . Then, the estimator*

$$\widehat{\frac{1}{\alpha}} \triangleq \frac{1}{\log K_1} \left( \frac{1}{K_2} \sum_{i=1}^{K_2} \log \|Y_i\| - \frac{1}{K} \sum_{i=1}^K \log \|X_i\| \right), \quad (\text{A.1})$$

converges to  $1/\alpha$  almost surely, as  $K_2 \rightarrow \infty$ .

## Appendix B. A Note on Stochastic Differential Equation Representations for SGD

In the recent years, a popular approach for analyzing the behavior of SGD has been viewing it as a discretization of a continuous-time stochastic process that can be represented via a stochastic differential equation (SDE) (Mandt et al., 2016; Jastrzebski et al., 2017; Li et al., 2017; Hu et al., 2017; Zhu et al., 2018; Chaudhari and Soatto, 2018; Şimşekli et al., 2019b). While these SDEs have been popular, their differences and functionalities have not been clearly understood. In this section, in the light of our theoretical results, we will discuss in which situation their choice would be more appropriate. We will restrict ourselves to the case where  $f(x)$  is a quadratic function; however, the discussion can be extended to more general  $f$ .

The SDE approximations are often motivated by first rewriting the SGD recursion as follows:

$$x_{k+1} = x_k - \eta \nabla \tilde{f}_{k+1}(x_k) = x_k - \eta \nabla f(x_k) + \eta U_{k+1}(x_k), \quad (\text{B.1})$$

where  $U_k(x) := \nabla \tilde{f}_k(x) - \nabla f(x)$  is called the ‘stochastic gradient noise’. Then, based on certain assumptions on  $U_k$ , we can view (B.1) as a discretization of an SDE. For instance, if we assume that the gradient noise follows a Gaussian distribution, whose covariance does not depend on the iterate  $x_k$ , i.e.,  $\eta U_k \approx \sqrt{\eta} Z_k$  where  $Z_k \sim \mathcal{N}(0, \sigma_z \eta I)$  for some constant  $\sigma_z > 0$ , we can see (B.1) as the Euler-Maruyama discretization of the following SDE with stepsize  $\eta$  (Mandt et al., 2016):

$$dx_t = -\nabla f(x_t)dt + \sqrt{\eta \sigma_z} dB_t, \quad (\text{B.2})$$

where  $B_t$  denotes the  $d$ -dimensional standard Brownian motion. This process is called the Ornstein-Uhlenbeck (OU) process (see e.g. (Øksendal, 2013)), whose invariant measure is a Gaussian distribution. We argue that this process can be a good proxy to (3) only when  $\alpha \geq 2$ , since otherwise the SGD iterates will exhibit heavy-tails, whose behavior cannot be captured by a Gaussian. As we illustrated in Section 4, to obtain large  $\alpha$ ,  $\eta$  needs to be small and/or  $b$  needs to be large. The discrepancy between this process and (3.1) stems from the fact that the additive isotropic noise assumption results in a deterministic  $M_k$  matrix for all  $k$ . Since the multiplicative noise  $M_k$  is the main source of heavy-tails, this approach would fall short for modeling such multiplicative behavior.

A natural extension of the state-independent Gaussian noise assumption is to incorporate the covariance structure of  $U_k$ . In our linear regression problem, we can easily see that the covariance matrix of the gradient noise has the following form:

$$\Sigma_U(x) = \text{Cov}(U_k|x) = \frac{\sigma^2}{b} \text{diag}(x \circ x), \quad (\text{B.3})$$

where  $\circ$  denotes element-wise multiplication and  $\sigma^2$  is the variance of the data points. Therefore, we can extend the previous assumption by assuming  $Z_k|x \sim \mathcal{N}(0, \eta \Sigma_U(x))$ . In various studies, it has been observed that this approximation yields more accurate representations. Using this assumption in (B.1), the SGD recursion coincides with the Euler-Maruyama discretization of the following SDE:

$$\begin{aligned} dx_t &= -\nabla f(x_t)dt + \sqrt{\eta \Sigma_U(x_t)}dB_t \\ &\stackrel{d}{=} -\left(A^\top A x_t - A^\top y\right)dt + \sqrt{\frac{\sigma^2 \eta}{b}}\text{diag}(x_t)dB_t, \end{aligned} \quad (\text{B.4})$$

where  $\stackrel{d}{=}$  denotes equality in distribution. The stochasticity in such SDEs is called often called *multiplicative*. Let us illustrate this property by discretizing this process and by using the definition of the gradient and the covariance matrix, we observe that (noting that  $N_k \sim \mathcal{N}(0, I)$ )

$$\begin{aligned} x_{k+1} &= x_k - \eta \left(A^\top A x_k - A^\top y\right) + \sqrt{\frac{\sigma^2 \eta^2}{b}}\text{diag}(x_k)N_{k+1} \\ &= \left(I - \eta A^\top A + \sqrt{\sigma^2 \eta^2 / b} \text{diag}(N_{k+1})\right) x_k - \eta A^\top y, \end{aligned} \quad (\text{B.5})$$

where we can clearly see the multiplicative effect of the noise, as indicated by its name. On the other hand, we can observe that, thanks to the multiplicative structure, this process would be able to capture the potential heavy-tailed structure of SGD. However, there are two caveats. The first one is that, in the case of linear regression, the process is called a geometric (or modified) Ornstein-Uhlenbeck process which is an extension of geometric Brownian motion. We can show that the distribution of the process at any time  $t$  will have lognormal tails. Hence it will be accurate only when the tail-index  $\alpha$  is close to the one of the lognormal distribution. The second caveat is that, for a more general cost function  $f$ , the covariance matrix is more complicated and hence the invariant measure of the process cannot be found analytically, hence analyzing these processes for a general  $f$  can be as challenging as directly analyzing the behavior of SGD.

The third way of modeling the gradient noise is based on assuming that it is heavy-tailed. In particular, we can assume that  $\eta U_k \approx \eta^{1/\alpha} L_k$  where  $[L_k]_i \sim \mathcal{S}\alpha\mathcal{S}(\sigma_L \eta^{(\alpha-1)/\alpha})$  for all  $i = 1, \dots, d$ . Under this assumption the SGD recursion coincides with the Euler discretization of the following Lévy-driven SDE:

$$dx_t = -\nabla f(x_t)dt + \sigma_L \eta^{(\alpha-1)/\alpha} dL_t^\alpha, \quad (\text{B.6})$$

where  $L_t^\alpha$  denotes the  $\alpha$ -stable Lévy process with independent components (see Section B.1 for technical background on Lévy processes and in particular  $\alpha$ -stable Lévy processes). In the case of linear regression, this process is called a fractional O-U process, whose invariant measure is also an  $\alpha$ -stable distribution with the same tail-index  $\alpha$ . Hence, even though it is based on an isotropic, state-independent noise assumption, in the case of large  $\eta/b$  regime, this approach can mimic the heavy-tailed behavior of the system with the exact tail-index  $\alpha$ . On the other hand, (Buraczewski et al., 2016) (Theorem 1.7 and 1.16) showed that if  $U_k$  is assumed to be heavy-tailed with index  $\alpha$  then the process  $x_k$  will inherit the same tails and the ergodic averages will converge to an  $\mathcal{S}\alpha\mathcal{S}$  random variable, hence generalizing the conclusions of the  $\mathcal{S}\alpha\mathcal{S}$  assumption.

## B.1 Technical background: Lévy processes

Lévy motions (processes) are stochastic processes with independent and stationary increments, which include Brownian motions as a special case, and in general may have heavy-tailed distributions (see

e.g. (Bertoin, 1996) for a survey). Symmetric  $\alpha$ -stable Lévy motion is a Lévy motion whose time increments are symmetric  $\alpha$ -stable distributed. We define  $L_t^\alpha$ , a  $d$ -dimensional symmetric  $\alpha$ -stable Lévy motion as follows. Each component of  $L_t^\alpha$  is an independent scalar  $\alpha$ -stable Lévy process defined as follows:

- (i)  $L_0^\alpha = 0$  almost surely;
- (ii) For any  $t_0 < t_1 < \dots < t_N$ , the increments  $L_{t_n}^\alpha - L_{t_{n-1}}^\alpha$  are independent,  $n = 1, 2, \dots, N$ ;
- (iii) The difference  $L_t^\alpha - L_s^\alpha$  and  $L_{t-s}^\alpha$  have the same distribution:  $\mathcal{S}_\alpha \mathcal{S}((t-s)^{1/\alpha})$  for  $s < t$ ;
- (iv)  $L_t^\alpha$  has stochastically continuous sample paths, i.e. for any  $\delta > 0$  and  $s \geq 0$ ,  $\mathbb{P}(|L_t^\alpha - L_s^\alpha| > \delta) \rightarrow 0$  as  $t \rightarrow s$ .

When  $\alpha = 2$ , we obtain a scaled Brownian motion as a special case, i.e.  $L_t^\alpha = \sqrt{2}B_t$ , so that the difference  $L_t^\alpha - L_s^\alpha$  follows a Gaussian distribution  $\mathcal{N}(0, 2(t-s))$ .

## Appendix C. Proofs of Main Results

### C.1 Proof of Theorem 1

**Proof** [Proof of Theorem 1] The proof follows from (Buraczewski et al., 2016, Thm 4.4.15) which goes back to (Alsmeyer and Mentemeier, 2012, Theorem 1.1) and Kesten (Kesten, 1973, Theorem 6). See also (Goldie, 1991; Buraczewski et al., 2015). We recall that we have the stochastic recursion:

$$x_k = M_k x_{k-1} + q_k, \quad (\text{C.1})$$

where the sequence  $(M_k, q_k)$  are i.i.d. distributed as  $(M, q)$  and for each  $k$ ,  $(M_k, q_k)$  is independent of  $x_{k-1}$ . To apply (Buraczewski et al., 2016, Thm 4.4.15), it suffices to have the following conditions being satisfied:

1.  $M$  is invertible with probability 1.
2. The matrix  $M$  has a continuous Lebesgue density that is positive in a neighborhood of the identity matrix.
3.  $\rho < 0$  and  $h(\alpha) = 1$ .
4.  $\mathbb{P}(Mx + q = x) < 1$  for every  $x$ .
5.  $\mathbb{E} [\|M\|^\alpha (\log^+ \|M\| + \log^+ \|M^{-1}\|)] < \infty$ .
6.  $0 < \mathbb{E}\|q\|^\alpha < \infty$ .

All the conditions are satisfied under our assumptions. In particular, Condition 1 and Condition 5 are proved in Lemma 18, and Condition 2 and Condition 4 follow from the fact that  $M$  and  $q$  have continuous distributions. If  $\rho < 0$ , then by Lemma 15, we have  $h(0) = 1$ ,  $h'(0) = \rho < 0$  and  $h(s)$  is convex in  $s$ , and moreover by Lemma 16, we have  $\liminf_{s \rightarrow \infty} h(s) > 1$ . Therefore, there exists some  $\alpha \in (0, \infty)$  such that  $h(\alpha) = 1$ , which gives Condition 3. Finally, Condition 6 is satisfied by the definition of  $q$  and by the Assumptions (A1)–(A2).  $\blacksquare$

## C.2 Proof of Theorem 2

### Proof [Proof of Theorem 2]

We will split the proof of Theorem 2 into two parts:

(I) We will show that the tail-index  $\alpha$  is strictly decreasing in stepsize  $\eta$  and variance  $\sigma^2$  provided that  $\alpha \geq 1$ .

(II) We will show that the tail-index  $\alpha$  is strictly increasing in batch size  $b$  provided that  $\alpha \geq 1$ .

First, let us prove (I). Let  $a := \eta > 0$  be given. Consider the tail-index  $\alpha$  as a function of  $a$ , i.e.

$$\alpha(a) := \min\{s : h(a, s) = 1\},$$

where  $h(a, s) = h(s)$  with emphasis on dependence on  $a$ .

By assumption,  $\alpha(a) \geq 1$ . The function  $h(a, s)$  is convex function of  $a$  (see Lemma 19 for  $s \geq 1$  and a strictly convex function of  $s$  for  $s \geq 0$ ). Furthermore, it satisfies  $h(a, 0) = 1$  for every  $a \geq 0$  and  $h(0, s) = 1$  for every  $s \geq 0$ . We consider the curve

$$\mathcal{C} := \{(a, s) \in (0, \infty) \times [1, \infty] : h(a, s) = 1\}.$$

This is the set of the choice of  $a$ , which leads to a tail-index  $s$  where  $s \geq 1$ . Since  $h$  is smooth in both  $a$  and  $s$ , we can represent  $s$  as a smooth function of  $a$ , i.e. on the curve

$$h(a, s(a)) = 0,$$

where  $s(a)$  is a smooth function of  $a$ . We will show that  $s'(a) < 0$ ; i.e. if we increase  $a$ ; the tail-index  $s(a)$  will drop. Pick any  $(a_*, s_*) \in \mathcal{C}$ , it will satisfy  $h(a_*, s_*) = 1$ . We have the following facts:

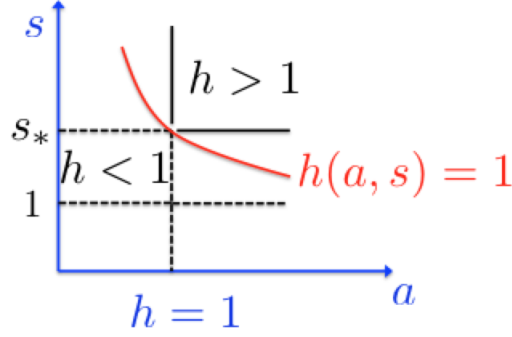
- (i) The function  $h(a, s) = 1$  for either  $a = 0$  or  $s = 0$ . This is illustrated in Figure 5 with a blue marker.
- (ii)  $h(a_*, s) < 1$  for  $s < s_*$ . This follows from the convexity of  $h(a_*, s)$  function and the fact that  $h(a_*, 0) = 1$ ,  $h(a_*, s_*) = 1$ . From here, we see that the function  $h(a_*, s)$  is increasing at  $s = s_*$  and we have its derivative

$$\frac{\partial h}{\partial s}(a_*, s_*) > 0.$$

- (iii) The function  $h(a, s_*)$  is convex as a function of  $a$  by Lemma 19, it satisfies  $h(0, s_*) = h(a_*, s_*) = 1$ . Therefore, by convexity  $h(a, s_*) < 1$  for  $a \in (0, s_*)$ ; otherwise the function  $h(a, s_*)$  would be a constant function. We have therefore necessarily.

$$\frac{\partial h}{\partial a}(a_*, s_*) > 0.$$

By convexity of the function  $h(a, s_*)$ , we have also  $h(a, s_*) \geq h(a_*, s_*) + \frac{\partial h}{\partial a}(a_*, s_*)(a - a_*) > h(a_*, s_*) = 1$ . Therefore,  $h(a, s_*) > 1$  for  $a > a_*$ . Then, it also follows that  $h(a, s) > 1$  for  $a > a_*$  and  $s > s_*$  (otherwise if  $h(a, s) \leq 1$ , we get a contradiction because  $h(0, s) = 1$ ,  $h(a_*, s) > 1$  and  $h(a, s) \leq 1$  is impossible due to convexity). This is illustrated in Figure 5 where we mark this region as a rectangular box where  $h > 1$ .


 Figure 5: The curve  $h(a, s) = 1$  in the  $(a, s)$  plane

- (iv) By similar arguments we can show that the function  $h(a, s) < 1$  if  $(s, a) \in (0, a_*) \times [1, s_*)$ . Indeed, if  $h(a, s) \geq 1$  for some  $(s, a) \in [1, s_*) \times (0, a_*)$ , this contradicts the fact that  $h(0, s) = 1$  and  $h(a_*, s) < 1$  proven in part (ii). This is illustrated in Figure 5 where inside the rectangular box on the left-hand side, we have  $h < 1$ .

Geometrically, we see from Figure 5 that the curve  $s(a)$  as a function of  $a$ , is sandwiched between two rectangular boxes and has necessarily  $s'(a) < 0$ . This can also be directly obtained rigorously from the implicit function theorem; if we differentiate the implicit equation  $h(a, s(a)) = 0$  with respect to  $a$ , we obtain

$$\frac{\partial h}{\partial a}(a_*, s_*) + \frac{\partial h}{\partial s}(a_*, s_*)s'(a_*) = 0.$$

From parts (ii) – (iii), we have  $\frac{\partial h}{\partial a}(a_*, s_*)$  and  $\frac{\partial h}{\partial s}(a_*, s_*) > 0$ . Therefore, we have

$$s'(a_*) = -\frac{\frac{\partial h}{\partial a}(a_*, s_*)}{\frac{\partial h}{\partial s}(a_*, s_*)} < 0, \quad (\text{C.2})$$

which completes the proof for  $s_* \geq 1$ .

Next, let us prove (II). We recall from Lemma 14 that

$$h(b, s) = \mathbb{E} \left\| \left( I - \frac{\eta}{b} \sum_{i=1}^b a_i a_i^T \right) \right\|^s. \quad (\text{C.3})$$

When  $s \geq 1$ , the function  $x \mapsto \|x\|^s$  is convex, and by Jensen's inequality, we get for any  $b \geq 2$  and  $b \in \mathbb{N}$ ,

$$\begin{aligned} h(b, s) &= \mathbb{E} \left\| \frac{1}{b} \sum_{i=1}^b \left( I - \frac{\eta}{b-1} \sum_{j \neq i} a_j a_j^T \right) \right\|^s \\ &\leq \mathbb{E} \left[ \frac{1}{b} \sum_{i=1}^b \left\| \left( I - \frac{\eta}{b-1} \sum_{j \neq i} a_j a_j^T \right) \right\|^s \right] \\ &= \frac{1}{b} \sum_{i=1}^b \mathbb{E} \left[ \left\| \left( I - \frac{\eta}{b-1} \sum_{j \neq i} a_j a_j^T \right) \right\|^s \right] = h(b-1, s), \end{aligned}$$

where we used the fact that  $a_i$  are i.i.d. Indeed, from the condition for equality to hold in Jensen's inequality, and the fact that  $a_i$  are i.i.d. random, the inequality above is a strict inequality. Hence when  $d \in \mathbb{N}$  for any  $s \geq 1$ ,  $h(b, s)$  is strictly decreasing in  $b$ . By following the same argument as in the proof of (I), we conclude that the tail-index  $\alpha$  is strictly increasing in batch size  $b$ . ■

**Remark 11** When  $d = 1$  and  $a_i$  are i.i.d.  $N(0, \sigma^2)$ , we can provide an alternative proof that the tail-index  $\alpha$  is strictly increasing in batch size  $b$ . It suffices to show that for any  $s \geq 1$ ,  $h(s)$  is strictly decreasing in the batch size  $b$ . We define the function  $h(b, s) = h(s)$  to emphasize the dependence on  $b$  and by Lemma 26 when  $d = 1$ ,

$$h(b, s) = \mathbb{E} \left[ \left( 1 - \frac{2\eta\sigma^2}{b}X + \frac{\eta^2\sigma^4}{b^2}X^2 + \frac{\eta^2\sigma^4}{b^2}XY \right)^{s/2} \right], \quad (\text{C.4})$$

where  $X, Y$  are independent chi-square random variables with degree of freedom  $b$  and  $d - 1$  respectively. When  $d = 1$ , we have  $Y \equiv 0$ , and

$$h(b, s) = \mathbb{E} \left[ \left( 1 - \frac{2\eta\sigma^2}{b}X + \frac{\eta^2\sigma^4}{b^2}X^2 \right)^{s/2} \right] = \mathbb{E} \left[ \left| 1 - \frac{\eta\sigma^2}{b}X \right|^s \right]. \quad (\text{C.5})$$

Since  $X$  is a chi-square random variable with degree of freedom  $b$ , we have

$$h(b, s) = \mathbb{E} \left[ \left| 1 - \frac{\eta\sigma^2}{b} \sum_{i=1}^b Z_i \right|^s \right], \quad (\text{C.6})$$

where  $Z_i$  are i.i.d.  $N(0, 1)$  random variables. When  $s \geq 1$ , the function  $x \mapsto |x|^s$  is convex, and by Jensen's inequality, we get for any  $b \geq 2$  and  $b \in \mathbb{N}$

$$\begin{aligned} h(b, s) &= \mathbb{E} \left[ \left| \frac{1}{b} \sum_{i=1}^b \left( 1 - \frac{\eta\sigma^2}{b-1} \sum_{j \neq i} Z_j \right) \right|^s \right] \\ &\leq \mathbb{E} \left[ \left| \frac{1}{b} \sum_{i=1}^b \left| 1 - \frac{\eta\sigma^2}{b-1} \sum_{j \neq i} Z_j \right| \right|^s \right] \\ &= \frac{1}{b} \sum_{i=1}^b \mathbb{E} \left[ \left| 1 - \frac{\eta\sigma^2}{b-1} \sum_{j \neq i} Z_j \right|^s \right] = h(b-1, s), \end{aligned}$$

where we used the fact that  $Z_i$  are i.i.d. Indeed, from the condition for equality to hold in Jensen's inequality, and the fact that  $Z_i$  are i.i.d.  $N(0, 1)$  distributed, the inequality above is a strict inequality. Hence when  $d = 1$  for any  $s \geq 1$ ,  $h(b, s)$  is strictly decreasing in  $b$ .

### C.3 Proof of Proposition 3

**Proof** [Proof of Proposition 3] Let  $a = \eta\sigma^2 > 0$  be given. By Lemma 19,  $h(s)$  depends on  $\eta$  and  $\sigma^2$  via  $a = \eta\sigma^2$  and one can consider the tail-index  $\alpha$  as a function of  $a$ . We proved in (I) of the



proof of Theorem 2 that the tail-index  $\alpha$  is strictly decreasing in  $a$  provided that  $\alpha \geq 1$ , and hence the tail-index  $\alpha$  is strictly decreasing in variance  $\sigma^2$ .

Next, let us show the tail-index  $\alpha$  is strictly decreasing in dimension  $d$ . Note that when  $a_i$  are i.i.d.  $\mathcal{N}(0, \sigma^2 I_d)$ , by Lemma 26,

$$h(s) = \mathbb{E} \left[ \left( 1 - \frac{2a}{b}X + \frac{a^2}{b^2}X^2 + \frac{a^2}{b^2}XY \right)^{s/2} \right], \quad (\text{C.7})$$

where  $X, Y$  are independent chi-square random variables with degree of freedom  $b$  and  $d - 1$  respectively. Notice that  $h(s)$  is strictly increasing in  $d$  since the only dependence of  $h(s)$  on  $d$  is via  $Y$ , which is a chi-square distribution with degree of freedom  $(d-1)$ . By writing  $Y = Z_1^2 + \dots + Z_{d-1}^2$ , where  $Z_i \sim N(0, 1)$  i.i.d., it follows that  $h(s)$  is strictly increasing in  $d$ . Hence, by similar argument as in (I) of the proof of Theorem 2, we conclude that  $\alpha$  is strictly decreasing in dimension  $d$ .

We next prove (i). When  $\eta = \eta_{crit} = \frac{2b}{\sigma^2(d+b+1)}$ , that is  $\eta\sigma^2(d+b+1) = 2b$ , it follows from the proof of Proposition 24 that

$$\rho \leq \frac{1}{2} \log \mathbb{E} \left[ 1 - \frac{2\eta\sigma^2}{b} \sum_{i=1}^b z_{i1}^2 + \frac{\eta^2\sigma^4}{b^2} \sum_{i=1}^b \sum_{j=1}^b (z_{i1}z_{j1} + \dots + z_{id}z_{jd})z_{i1}z_{j1} \right] = 0. \quad (\text{C.8})$$

Note that since  $1 - \frac{2\eta\sigma^2}{b} \sum_{i=1}^b z_{i1}^2 + \frac{\eta^2\sigma^4}{b^2} \sum_{i=1}^b \sum_{j=1}^b (z_{i1}z_{j1} + \dots + z_{id}z_{jd})z_{i1}z_{j1}$  is random, the inequality above is a strict inequality from Jensen's inequality. Thus, when  $\eta = \eta_{crit}$ , i.e.  $\eta\sigma^2(d+b+1) = 2b$ ,  $\rho < 0$ . By continuity, there exists some  $\delta > 0$  such that for any  $2b < \eta\sigma^2(d+b+1) < 2b + \delta$ , i.e.  $\eta_{crit} < \eta < \eta_{max}$ , where  $\eta_{max} := \eta_{crit} + \frac{\delta}{\sigma^2(d+b+1)}$ , we have  $\rho < 0$ . Moreover, when  $\eta\sigma^2(d+b+1) > 2b$ , i.e.  $\eta > \eta_{crit}$ , we have

$$\begin{aligned} h(2) &= \mathbb{E} \left[ \left( 1 - \frac{2\eta\sigma^2}{b} \sum_{i=1}^b z_{i1}^2 + \frac{\eta^2\sigma^4}{b^2} \sum_{i=1}^b \sum_{j=1}^b (z_{i1}z_{j1} + \dots + z_{id}z_{jd})z_{i1}z_{j1} \right) \right] \\ &= 1 - 2\eta\sigma^2 + \frac{\eta^2\sigma^4}{b}(d+b+1) \geq 1, \end{aligned}$$

which implies that there exists some  $0 < \alpha < 2$  such that  $h(\alpha) = 1$ .

Finally, let us prove (ii) and (iii). When  $\eta\sigma^2(d+b+1) \leq 2b$ , i.e.  $\eta \leq \eta_{crit}$ , we have  $h(2) \leq 1$ , which implies that  $\alpha > 2$ . In particular, when  $\eta\sigma^2(d+b+1) = 2b$ , i.e.  $\eta = \eta_{crit}$ , the tail-index  $\alpha = 2$ . ■

#### C.4 Proof of Theorem 4 and Corollary 5

**Proof** [Proof of Theorem 4] We recall that

$$x_k = M_k x_{k-1} + q_k, \quad (\text{C.9})$$

which implies that

$$\|x_k\| \leq \|M_k\| \|x_{k-1}\| + \|q_k\|. \quad (\text{C.10})$$

(i) If the tail-index  $\alpha \leq 1$ , then for any  $0 < p < \alpha$ , we have  $h(p) = \mathbb{E}\|M_k\|^p < 1$  and moreover by Lemma 20,

$$\|x_k\|^p \leq \|M_k\|^p \|x_{k-1}\|^p + \|q_k\|^p, \quad (\text{C.11})$$

which implies that

$$\mathbb{E}\|x_k\|^p \leq \mathbb{E}\|M_k\|^p \mathbb{E}\|x_{k-1}\|^p + \mathbb{E}\|q_k\|^p, \quad (\text{C.12})$$

so that

$$\mathbb{E}\|x_k\|^p \leq h(p) \mathbb{E}\|x_{k-1}\|^p + \mathbb{E}\|q_1\|^p, \quad (\text{C.13})$$

where  $h(p) \in (0, 1)$ . By iterating over  $k$ , we get

$$\mathbb{E}\|x_k\|^p \leq (h(p))^k \mathbb{E}\|x_0\|^p + \frac{1 - (h(p))^k}{1 - h(p)} \mathbb{E}\|q_1\|^p. \quad (\text{C.14})$$

(ii) If the tail-index  $\alpha > 1$ , then for any  $1 < p < \alpha$ , by Lemma 20, for any  $\epsilon > 0$ , we have

$$\|x_k\|^p \leq (1 + \epsilon) \|M_k\|^p \|x_{k-1}\|^p + \frac{(1 + \epsilon)^{\frac{p}{p-1}} - (1 + \epsilon)}{\left((1 + \epsilon)^{\frac{1}{p-1}} - 1\right)^p} \|q_k\|^p, \quad (\text{C.15})$$

which implies that

$$\mathbb{E}\|x_k\|^p \leq (1 + \epsilon) \mathbb{E}\|M_k\|^p \mathbb{E}\|x_{k-1}\|^p + \frac{(1 + \epsilon)^{\frac{p}{p-1}} - (1 + \epsilon)}{\left((1 + \epsilon)^{\frac{1}{p-1}} - 1\right)^p} \mathbb{E}\|q_k\|^p, \quad (\text{C.16})$$

so that

$$\mathbb{E}\|x_k\|^p \leq (1 + \epsilon) h(p) \mathbb{E}\|x_{k-1}\|^p + \frac{(1 + \epsilon)^{\frac{p}{p-1}} - (1 + \epsilon)}{\left((1 + \epsilon)^{\frac{1}{p-1}} - 1\right)^p} \mathbb{E}\|q_1\|^p. \quad (\text{C.17})$$

We choose  $\epsilon > 0$  so that  $(1 + \epsilon)h(p) < 1$ . By iterating over  $k$ , we get

$$\mathbb{E}\|x_k\|^p \leq ((1 + \epsilon)h(p))^k \mathbb{E}\|x_0\|^p + \frac{1 - ((1 + \epsilon)h(p))^k}{1 - (1 + \epsilon)h(p)} \frac{(1 + \epsilon)^{\frac{p}{p-1}} - (1 + \epsilon)}{\left((1 + \epsilon)^{\frac{1}{p-1}} - 1\right)^p} \mathbb{E}\|q_1\|^p. \quad (\text{C.18})$$

The proof is complete. ■

**Remark 12** In general, there is no closed-form expression for  $\mathbb{E}\|q_1\|^p$  in Theorem 4. We provide an upper bound as follows. When  $p > 1$ , by Jensen's inequality, we can compute that

$$\mathbb{E}\|q_1\|^p = \eta^p \mathbb{E} \left\| \frac{1}{b} \sum_{i=1}^b a_i y_i \right\|^p \leq \frac{\eta^p}{b} \sum_{i=1}^b \mathbb{E} \|a_i y_i\|^p = \eta^p \mathbb{E} [|y_1|^p \|a_1\|^p], \quad (\text{C.19})$$

and when  $p \leq 1$ , by Lemma 20, we can compute that

$$\mathbb{E}\|q_1\|^p = \frac{\eta^p}{b^p} \mathbb{E} \left\| \sum_{i=1}^b a_i y_i \right\|^p \leq \frac{\eta^p}{b^p} \mathbb{E} \left[ \left( \sum_{i=1}^b \|a_i y_i\| \right)^p \right] \leq \frac{\eta^p}{b^p} \sum_{i=1}^b \mathbb{E} \|a_i y_i\|^p = \eta^p \mathbb{E} [|y_1|^p \|a_1\|^p]. \quad (\text{C.20})$$

**Proof** [Proof of Corollary 5] It follows from Theorem 4 by letting  $k \rightarrow \infty$  and applying Fatou's lemma. ■

### C.5 Proof of Theorem 6, Corollary 7, Proposition 8 and Corollary 9

**Proof** [Proof of Theorem 6] For any  $\nu_0, \tilde{\nu}_0 \in \mathcal{P}_p(\mathbb{R}^d)$ , there exists a couple  $x_0 \sim \nu_0$  and  $\tilde{x}_0 \sim \tilde{\nu}_0$  independent of  $(M_k, q_k)_{k \in \mathbb{N}}$  and  $\mathcal{W}_p^p(\nu_0, \tilde{\nu}_0) = \mathbb{E}\|x_0 - \tilde{x}_0\|^p$ . We define  $x_k$  and  $\tilde{x}_k$  starting from  $x_0$  and  $\tilde{x}_0$  respectively, via the iterates

$$x_k = M_k x_{k-1} + q_k, \quad (\text{C.21})$$

$$\tilde{x}_k = M_k \tilde{x}_{k-1} + q_k, \quad (\text{C.22})$$

and let  $\nu_k$  and  $\tilde{\nu}_k$  denote the probability laws of  $x_k$  and  $\tilde{x}_k$  respectively. For any  $p < \alpha$ , since  $\mathbb{E}\|M_k\|^\alpha = 1$  and  $\mathbb{E}\|q_k\|^\alpha < \infty$ , we have  $\nu_k, \tilde{\nu}_k \in \mathcal{P}_p(\mathbb{R}^d)$  for any  $k$ . Moreover, we have

$$x_k - \tilde{x}_k = M_k(x_{k-1} - \tilde{x}_{k-1}), \quad (\text{C.23})$$

which implies that

$$\begin{aligned} \mathbb{E}\|x_k - \tilde{x}_k\|^p &\leq \mathbb{E}[\|M_k\|^p \|x_{k-1} - \tilde{x}_{k-1}\|^p] \\ &= \mathbb{E}[\|M_k\|^p] \mathbb{E}[\|x_{k-1} - \tilde{x}_{k-1}\|^p] \\ &= h(p) \mathbb{E}[\|x_{k-1} - \tilde{x}_{k-1}\|^p], \end{aligned}$$

which by iterating implies that

$$\mathcal{W}_p^p(\nu_k, \tilde{\nu}_k) \leq \mathbb{E}\|x_k - \tilde{x}_k\|^p \leq (h(p))^k \mathbb{E}\|x_0 - \tilde{x}_0\|^p = (h(p))^k \mathcal{W}_p^p(\nu_0, \tilde{\nu}_0). \quad (\text{C.24})$$

By letting  $\tilde{\nu}_0 = \nu_\infty$ , the probability law of the stationary distribution  $x_\infty$ , we conclude that

$$\mathcal{W}_p(\nu_k, \nu_\infty) \leq \left( (h(p))^{1/q} \right)^k \mathcal{W}_p(\nu_0, \nu_\infty). \quad (\text{C.25})$$

Finally, notice that  $1 \leq p < \alpha$ , and therefore  $h(p) < 1$ . The proof is complete.  $\blacksquare$

**Proof** [Proof of Corollary 7] When  $\eta\sigma^2 < \frac{2b}{d+b+1}$ , by Proposition 3, the tail-index  $\alpha > 2$ , by taking  $p = 2$ , and using  $h(2) = 1 - 2\eta\sigma^2 + \frac{\eta^2\sigma^4}{b}(d+b+1) < 1$  (see Proposition 3), it follows from Theorem 6 that

$$\mathcal{W}_2(\nu_k, \nu_\infty) \leq \left( 1 - 2\eta\sigma^2 \left( 1 - \frac{\eta\sigma^2}{2b}(d+b+1) \right) \right)^{k/2} \mathcal{W}_2(\nu_0, \nu_\infty). \quad (\text{C.26})$$

$\blacksquare$

**Remark 13** Consider the case  $a_i$  are i.i.d.  $\mathcal{N}(0, \sigma^2 I_d)$ . In Theorem 4, Corollary 5 and Theorem 6, the key quantity is  $h(p) \in (0, 1)$ , where  $p < \alpha$ . We recall that

$$h(p) = \mathbb{E} \left[ \left( 1 - \frac{2a}{b}X + \frac{a^2}{b^2}X^2 + \frac{a^2}{b^2}XY \right)^{p/2} \right], \quad (\text{C.27})$$

where  $a = \eta\sigma^2$ ,  $X, Y$  are independent chi-square random variables with degree of freedom  $b$  and  $d - 1$  respectively. The first-order approximation of  $h(p)$  is given by

$$h(p) \sim 1 + \frac{p}{2} \mathbb{E} \left[ -\frac{2a}{b} X + \frac{a^2}{b^2} X^2 + \frac{a^2}{b^2} XY \right] = 1 + \frac{p}{2} \left[ -2a + \frac{a^2}{b}(b+2) + \frac{a^2}{b}(d-1) \right] < 1, \quad (\text{C.28})$$

provided that  $a = \eta\sigma^2 < \frac{2b}{d+b+1}$  which occurs if and only if  $\alpha > 2$ . In other words, when  $\eta\sigma^2 < \frac{2b}{d+b+1}$ ,  $\alpha > 2$  and

$$h(p) \sim 1 - p\eta\sigma^2 \left( 1 - \frac{\eta\sigma^2(b+d+1)}{2b} \right) < 1. \quad (\text{C.29})$$

On the other hand, when  $\eta\sigma^2 \geq \frac{2b}{d+b+1}$ ,  $p < \alpha \leq 2$ , and the second-order approximation of  $h(p)$  is given by

$$\begin{aligned} h(p) &\sim 1 + \frac{p}{2} \mathbb{E} \left[ -\frac{2a}{b} X + \frac{a^2}{b^2} X^2 + \frac{a^2}{b^2} XY \right] + \frac{\frac{p}{2}(\frac{p}{2}-1)}{2} \mathbb{E} \left[ \left( -\frac{2a}{b} X + \frac{a^2}{b^2} X^2 + \frac{a^2}{b^2} XY \right)^2 \right] \\ &= 1 + qa \left( \frac{a(b+d+1)}{2b} - 1 \right) - \frac{2-p}{8} \mathbb{E} \left[ \left( -\frac{2a}{b} X + \frac{a^2}{b^2} X^2 + \frac{a^2}{b^2} XY \right)^2 \right], \end{aligned}$$

and we computed before in (E.59) that for small  $a = \eta\sigma^2$  and large  $d$ ,

$$\mathbb{E} \left[ \left( -\frac{2a}{b} X + \frac{a^2}{b^2} X^2 + \frac{a^2}{b^2} XY \right)^2 \right] \sim \frac{4a^2}{b}(b+2) + \frac{a^4}{b^3}(b+2)d^2 - \frac{4a^3}{b^2}(b+2)d, \quad (\text{C.30})$$

and therefore with  $a = \eta\sigma^2$ ,

$$h(p) \sim 1 - pa \left( \frac{-a(b+d+1)}{2b} + 1 + \frac{(2-p)a(b+2)}{2qb} \left( 1 + \frac{a^2}{4b^2}d^2 - \frac{a}{b}d \right) \right) < 1, \quad (\text{C.31})$$

provided that  $1 \leq \frac{a(b+d+1)}{2b} < 1 + \frac{(2-p)a(b+2)}{2qb} \left( 1 + \frac{a^2}{4b^2}d^2 - \frac{a}{b}d \right)$ .

**Proof** [Proof of Proposition 8] First, we notice that it follows from Theorem 1 that  $\mathbb{E}\|x_\infty\|^\alpha = \infty$ . To see this, notice that  $\lim_{t \rightarrow \infty} t^\alpha \mathbb{P}(e_1^T x_\infty > t) = e_\alpha(e_1)$ , where  $e_1$  is the first basis vector in  $\mathbb{R}^d$ , and  $\mathbb{P}(\|x_\infty\| \geq t) \geq \mathbb{P}(e_1^T x_\infty \geq t)$ , and thus

$$\mathbb{E}\|x_\infty\|^\alpha = \int_0^\infty t \mathbb{P}(\|x_\infty\|^\alpha \geq t) dt = \int_0^\infty t \mathbb{P}(\|x_\infty\| \geq t^{1/\alpha}) dt = \infty. \quad (\text{C.32})$$

By following the proof of Theorem 4 by letting  $q = \alpha$  in the proof, one can show the following.

(i) If the tail-index  $\alpha \leq 1$ , then we have

$$\mathbb{E}\|x_\infty\|^\alpha \leq \mathbb{E}\|x_0\|^\alpha + k\mathbb{E}\|q_1\|^\alpha, \quad (\text{C.33})$$

which grows linearly in  $k$ .

(ii) If the tail-index  $\alpha > 1$ , then for any  $\epsilon > 0$ , we have

$$\mathbb{E}\|x_k\|^\alpha \leq (1+\epsilon)^k \mathbb{E}\|x_0\|^\alpha + \frac{(1+\epsilon)^k - 1}{\epsilon} \frac{(1+\epsilon)^{\frac{\alpha}{\alpha-1}} - (1+\epsilon)}{\left((1+\epsilon)^{\frac{1}{\alpha-1}} - 1\right)^\alpha} \mathbb{E}\|q_1\|^\alpha = O(k), \quad (\text{C.34})$$

which grows exponentially in  $k$  for any fixed  $\epsilon > 0$ . By letting  $\epsilon \rightarrow 0$ , we have

$$\mathbb{E}\|x_k\|^\alpha = (1+\epsilon)^k \mathbb{E}\|x_0\|^\alpha + (1+O(\epsilon))((1+\epsilon)^k - 1) \frac{(\alpha-1)^{\alpha-1}}{\epsilon^\alpha} \mathbb{E}\|q_1\|^\alpha.$$

Therefore, it holds for any sufficiently small  $\epsilon > 0$  that,

$$\mathbb{E}\|x_k\|^\alpha \leq \frac{(1+\epsilon)^k}{\epsilon^\alpha} \left( \mathbb{E}\|x_0\|^\alpha + (\alpha-1)^{\alpha-1} \mathbb{E}\|q_1\|^\alpha \right).$$

We can optimize  $\frac{(1+\epsilon)^k}{\epsilon^\alpha}$  over the choice of  $\epsilon > 0$ , and by choosing  $\epsilon = \frac{\alpha}{k-\alpha}$ , which goes to zero as  $k$  goes to  $\infty$ , we have  $\frac{(1+\epsilon)^k}{\epsilon^\alpha} = \left(1 + \frac{\alpha}{k-\alpha}\right)^k \left(\frac{k-\alpha}{\alpha}\right)^\alpha = O(k^\alpha)$ , and hence

$$\mathbb{E}\|x_k\|^\alpha = O(k^\alpha), \quad (\text{C.35})$$

which grows polynomially in  $k$ . The proof is complete.  $\blacksquare$

**Proof** [Proof of Corollary 9] The result is obtained by a direct application of (Mirek, 2011, Theorem 1.15) to the recursions (3) where it can be checked in a straightforward manner that the conditions for this theorem hold.  $\blacksquare$

## Appendix D. Supporting Lemmas

In this section, we present a few supporting lemmas that are used in the proofs of the main results of the paper as well as the additional results in the Supplementary File.

First, we recall that the iterates are given by  $x_k = M_k x_{k-1} + q_k$ , where  $(M_k, q_k)$  are i.i.d. and  $M_k$  is distributed as  $I - \frac{\eta}{b} H$ , where  $H = \sum_{i=1}^b a_i a_i^T$  and  $q_k$  is distributed as  $\frac{\eta}{b} \sum_{i=1}^b a_i y_i$ , where  $a_i$  and  $y_i$  are i.i.d. satisfying the Assumptions (A1)–(A2).

We can compute  $\rho$  and  $h(s)$  as follows where  $\rho$  and  $h(s)$  are defined by (3.4) and (3.3).

**Lemma 14**  $\rho$  and  $h(s)$  can be characterized as:

$$\rho = \mathbb{E} \log \left\| \left( I - \frac{\eta}{b} H \right) \right\|, \quad (\text{D.1})$$

$$h(s) = \mathbb{E} \left[ \left\| \left( I - \frac{\eta}{b} H \right) \right\|^s \right]. \quad (\text{D.2})$$

**Proof** First, from the definition of  $\rho$  given in (3.4), we have

$$\rho = \lim_{k \rightarrow \infty} \frac{1}{k} \sum_{j=1}^k \log (\|M_j\|) = \mathbb{E} \log \left\| \left( I - \frac{\eta}{b} H \right) \right\|, \quad (\text{D.3})$$

where we used that  $M_j$  are i.i.d. and the law of large numbers. Next,

$$h(s) = \lim_{k \rightarrow \infty} \mathbb{E} \left( \prod_{j=1}^k \|M_j\|^s \right)^{1/k} \geq \mathbb{E} \left\| \left( I - \frac{\eta}{b} H \right) \right\|^s,$$

where we applied Jensen's inequality. On the other hand, for any  $k \in \mathbb{N}$ ,

$$\begin{aligned} (\mathbb{E} \|M_k M_{k-1} \cdots M_1\|^s)^{1/k} &\leq (\mathbb{E} \|M_k\|^s \mathbb{E} \|M_{k-1}\|^s \cdots \mathbb{E} \|M_1\|^s)^{1/k} \\ &= (\mathbb{E} [\|M_k\|^s] \mathbb{E} [\|M_{k-1}\|^s] \cdots \mathbb{E} [\|M_1\|^s])^{1/k} \\ &= \mathbb{E} [\|M_1\|^s], \end{aligned} \tag{D.4}$$

where we used the fact that  $M_k = I - \frac{\eta}{b} H_k$  are i.i.d. Therefore, we showed that

$$h(s) \leq \mathbb{E} [\|M_1\|^s] = \mathbb{E} \left[ \left\| \left( I - \frac{\eta}{b} H \right) \right\|^s \right]. \tag{D.5}$$

Hence, we conclude that

$$h(s) = \mathbb{E} \left[ \left\| \left( I - \frac{\eta}{b} H \right) \right\|^s \right]. \tag{D.6}$$

■

Next, we show the following property for the function  $h$ .

**Lemma 15**  $h(0) = 1$ ,  $h'(0) = \rho$  and  $h(s)$  is strictly convex in  $s$ .

**Proof** By the expression of  $h(s)$  from Lemma 14, it is easy to check that  $h(0) = 1$ . Moreover, we can compute that

$$h'(s) = \mathbb{E} \left[ \log \left( \left\| \left( I - \frac{\eta}{b} H \right) \right\| \right) \left\| \left( I - \frac{\eta}{b} H \right) \right\|^s \right], \tag{D.7}$$

and thus

$$h'(0) = \rho. \tag{D.8}$$

Moreover, we can compute that

$$h''(s) = \mathbb{E} \left[ \left( \log \left( \left\| \left( I - \frac{\eta}{b} H \right) \right\| \right) \right)^2 \left\| \left( I - \frac{\eta}{b} H \right) \right\|^s \right] > 0, \tag{D.9}$$

which implies that  $h(s)$  is strictly convex in  $s$ . ■

In the next result, we show that  $\liminf_{s \rightarrow \infty} h(s) > 1$ . This property, together with Lemma 15 implies that if  $\rho < 0$ , then there exists some  $\alpha \in (0, \infty)$  such that  $h(\alpha) = 1$ . Indeed, in the proof of Lemma 16, we will show that  $\liminf_{s \rightarrow \infty} h(s) = \infty$ .

**Lemma 16**  $\liminf_{s \rightarrow \infty} h(s) > 1$ .



**Proof** We recall from Lemma 14 that

$$h(s) = \mathbb{E} \left\| \left( I - \frac{\eta}{b} H \right) \right\|^s \geq \mathbb{E} \left\| \left( I - \frac{\eta}{b} H \right) e_1 \right\|^s, \quad (\text{D.10})$$

where  $e_1$  is the first basis vector in  $\mathbb{R}^d$  and  $H = \sum_{i=1}^b a_i a_i^T$ , and  $a_i = (a_{i1}, \dots, a_{id})$  are i.i.d. We can compute that

$$\begin{aligned} \mathbb{E} \left\| \left( I - \frac{\eta}{b} H \right) e_1 \right\|^s &= \mathbb{E} \left( \left\| \left( I - \frac{\eta}{b} H \right) e_1 \right\|^2 \right)^{s/2} \\ &= \mathbb{E} \left[ \left( e_1^T \left( I - \frac{\eta}{b} \sum_{i=1}^b a_i a_i^T \right) \left( I - \frac{\eta}{b} \sum_{i=1}^b a_i a_i^T \right) e_1 \right)^{s/2} \right] \\ &= \mathbb{E} \left[ \left( 1 - \frac{2\eta}{b} e_1^T \sum_{i=1}^b a_i a_i^T e_1 + \frac{\eta^2}{b^2} e_1^T \sum_{i=1}^b a_i a_i^T \sum_{i=1}^b a_i a_i^T e_1 \right)^{s/2} \right] \\ &= \mathbb{E} \left[ \left( 1 - \frac{2\eta}{b} \sum_{i=1}^b a_{i1}^2 + \frac{\eta^2}{b^2} \sum_{i=1}^b \sum_{j=1}^b (a_{i1} a_{j1} + \dots + a_{id} a_{jd}) a_{i1} a_{j1} \right)^{s/2} \right] \\ &= \mathbb{E} \left[ \left( \left( 1 - \frac{\eta}{b} \sum_{i=1}^b a_{i1}^2 \right)^2 + \frac{\eta^2}{b^2} \sum_{i=1}^b \sum_{j=1}^b (a_{i2} a_{j2} + \dots + a_{id} a_{jd}) a_{i1} a_{j1} \right)^{s/2} \right] \\ &\geq \mathbb{E} \left[ 2^{s/2} 1_{\frac{\eta^2}{b^2} \sum_{i=1}^b \sum_{j=1}^b (a_{i2} a_{j2} + \dots + a_{id} a_{jd}) a_{i1} a_{j1} \geq 2} \right] \\ &= 2^{s/2} \mathbb{P} \left( \frac{\eta^2}{b^2} \sum_{i=1}^b \sum_{j=1}^b (a_{i2} a_{j2} + \dots + a_{id} a_{jd}) a_{i1} a_{j1} \geq 2 \right) \rightarrow \infty, \end{aligned}$$

as  $s \rightarrow \infty$ . ■

In the next result, we show that the inverse of  $M$  exists with probability 1, and provide an upper bound result, which will be used to prove Lemma 18.

**Lemma 17** *Let  $a_i$  satisfy Assumption (A1). Then,  $M^{-1}$  exists with probability 1. Moreover, we have*

$$\mathbb{E} \left[ (\log^+ \|M^{-1}\|)^2 \right] \leq 8.$$

**Proof** Note that  $M$  is a continuous random matrix, by the assumption on the distribution of  $a_i$ . Therefore,

$$\mathbb{P}(M^{-1} \text{ does not exist}) = \mathbb{P}(\det M = 0) = 0. \quad (\text{D.11})$$

Note that the singular values of  $M^{-1}$  are of the form  $|1 - \frac{\eta}{b} \sigma_H|^{-1}$  where  $\sigma_H$  is a singular value of  $H$  and we have

$$(\log^+ \|M^{-1}\|)^2 = \begin{cases} 0 & \text{if } \frac{\eta}{b} H \succ 2I, \\ (\|(I - \frac{\eta}{b} H)^{-1}\|)^2 & \text{if } 0 \preceq \frac{\eta}{b} H \preceq 2I. \end{cases} \quad (\text{D.12})$$

We consider two cases  $0 \preceq \frac{\eta}{b}H \preceq I$  and  $I \preceq \frac{\eta}{b}H \preceq 2I$ . We compute the conditional expectations for each case:

$$\mathbb{E} \left[ (\log^+ \|M^{-1}\|)^2 \mid 0 \preceq \frac{\eta}{b}H \preceq I \right] = \mathbb{E} \left[ \left( \log \left\| \left( I - \frac{\eta}{b}H \right)^{-1} \right\| \right)^2 \mid 0 \preceq \frac{\eta}{b}H \prec I \right] \quad (\text{D.13})$$

$$\leq \mathbb{E} \left[ \left( 2\frac{\eta}{b}\|H\| \right)^2 \mid 0 \preceq \frac{\eta}{b}H \preceq I \right] \quad (\text{D.14})$$

$$\leq 4, \quad (\text{D.15})$$

where in the first inequality we used the fact that

$$\log(I - X)^{-1} \preceq 2X \quad (\text{D.16})$$

for a symmetric positive semi-definite matrix  $X$  satisfying  $0 \preceq X \prec I$  (the proof of this fact is analogous to the proof of the scalar inequality  $\log(\frac{1}{1-x}) \leq 2x$  for  $0 \leq x < 1$ ). By a similar computation,

$$\begin{aligned} & \mathbb{E} \left[ (\log^+ \|M^{-1}\|)^2 \mid I \preceq \frac{\eta}{b}H \preceq 2I \right] \\ &= \mathbb{E} \left[ \log \left\| \left( I - \frac{\eta}{b}H \right)^{-1} \right\| \mid I \preceq \frac{\eta}{b}H \prec 2I \right] \\ &= \mathbb{E} \left[ \log^2 \left\| \left( \frac{\eta}{b}H \right)^{-1} \left[ I - \left( \frac{\eta}{b}H \right)^{-1} \right]^{-1} \right\| \mid I \preceq \frac{\eta}{b}H \prec 2I \right] \\ &\leq \mathbb{E} \left[ \log^2 \left( \left\| \left( \frac{\eta}{b}H \right)^{-1} \right\| \cdot \left\| \left[ I - \left( \frac{\eta}{b}H \right)^{-1} \right]^{-1} \right\| \right) \mid I \preceq \frac{\eta}{b}H \prec 2I \right] \\ &\leq \mathbb{E} \left[ \log^2 \left( \left\| \left[ I - \left( \frac{\eta}{b}H \right)^{-1} \right]^{-1} \right\| \right) \mid I \preceq \frac{\eta}{b}H \prec 2I \right] \\ &= \mathbb{E} \left[ \log^2 \left( \left\| \left[ I - \left( \frac{\eta}{b}H \right)^{-1} \right]^{-1} \right\| \right) \mid \frac{1}{2}I \preceq \left( \frac{\eta}{b}H \right)^{-1} \prec I \right], \end{aligned}$$

where in the last inequality we used the fact that  $(\frac{\eta}{b}H)^{-1} \preceq I$  for  $I \preceq \frac{\eta}{b}H \prec 2I$ . If we apply the inequality (D.16) to the last inequality for the choice of  $X = (\frac{\eta}{b}H)^{-1}$ , we obtain

$$\begin{aligned} & \mathbb{E} \left[ \log^2 \left\| \left[ I - \left( \frac{\eta}{b}H \right)^{-1} \right]^{-1} \right\| \mid \frac{1}{2}I \preceq \left( \frac{\eta}{b}H \right)^{-1} \prec I \right] \\ &\leq \mathbb{E} \left[ \left\| 2 \left( \frac{\eta}{b}H \right)^{-1} \right\|^2 \mid \frac{1}{2}I \preceq \left( \frac{\eta}{b}H \right)^{-1} \prec I \right] \leq 4. \quad (\text{D.17}) \end{aligned}$$

Combining (D.15) and (D.17), it follows from (D.12) that  $\mathbb{E} \log^+ \|M^{-1}\| \leq 8$ . ■

In the next result, we show that a certain expected value that involves the moments and logarithm of  $\|M\|$ , and logarithm of  $\|M^{-1}\|$  is finite, which is used in the proof of Theorem 1.

**Lemma 18**

$$\mathbb{E} [\|M\|^\alpha (\log^+ \|M\| + \log^+ \|M^{-1}\|)] < \infty.$$

**Proof** Note that  $M = I - \frac{\eta}{b}H$ , where  $H = \sum_{i=1}^b a_i a_i^T$  in distribution. Therefore for any  $s > 0$ ,

$$\mathbb{E}[\|M\|^s] = \mathbb{E} \left[ \left\| I - \frac{\eta}{b} \sum_{i=1}^b a_i a_i^T \right\|^s \right] \leq \mathbb{E} \left[ \left( 1 + \frac{\eta}{b} \sum_{i=1}^b \|a_i\|^2 \right)^s \right] < \infty, \quad (\text{D.18})$$

since all the moments of  $a_i$  are finite by the Assumption **(A1)**. This implies that

$$\mathbb{E} [\|M\|^\alpha (\log^+ \|M\|)] < \infty.$$

By Cauchy-Schwarz inequality,

$$\mathbb{E} [\|M\|^\alpha (\log^+ \|M^{-1}\|)] \leq \left( \mathbb{E} [\|M\|^{2\alpha}] \mathbb{E} [(\log^+ \|M^{-1}\|)^2] \right)^{1/2} < \infty,$$

where we used Lemma 17. ■

In the next result, we show a convexity result, which is used in the proof of Theorem 2 to show that the tail-index  $\alpha$  is strictly decreasing in stepsize  $\eta$ . For the Gaussian data case, it is also used in the proof of Proposition 3 to show that the tail-index  $\alpha$  is strictly decreasing in variance  $\sigma^2$ .

**Lemma 19** *For any given positive semi-definite symmetric matrix  $H$  fixed, the function  $F_H : [0, \infty) \rightarrow \mathbb{R}$  defined as*

$$F_H(a) := \|I - aH\|^s$$

*is convex for  $s \geq 1$ . It follows that for given  $b$  and  $d$  with  $\tilde{H} := \frac{1}{b} \sum_{i=1}^b a_i a_i^T$ , the function*

$$h(a, s) = \mathbb{E} [F_{\tilde{H}}(a)] = \mathbb{E} \left[ \|I - a\tilde{H}\|^s \right] \quad (\text{D.19})$$

*is a convex function of  $a$  for a fixed  $s \geq 1$ .*

**Proof** We consider the case  $s \geq 1$  and consider the function

$$G_H(a) := \|(I - aH)\|,$$

and show that it is convex for  $H \succeq 0$  and it is strongly convex for  $H \succ 0$  over the interval  $[0, \infty)$ . Let  $a_1, a_2 \in [0, \infty)$  be different points, i.e.  $a_1 \neq a_2$ . It follows from the subadditivity of the norm that

$$\begin{aligned} G_H \left( \frac{a_1 + a_2}{2} \right) &= \left\| \left( I - \frac{a_1 + a_2}{2} H \right) \right\| \\ &\leq \left\| \left( \frac{I}{2} - \frac{a_1}{2} H \right) \right\| + \left\| \left( \frac{I}{2} - \frac{a_2}{2} H \right) \right\| \\ &= \frac{1}{2} G_H(a_1) + \frac{1}{2} G_H(a_2), \end{aligned}$$

which implies that  $G_H(a)$  is a convex function. On the other hand, the function  $g(x) = x^s$  is convex for  $s \geq 1$  on the positive real axis, therefore the composition  $g(G_H(a))$  is also convex for any  $H$  fixed. Since the expectation of random convex functions is also convex, we conclude that  $h(s)$  is also convex.  $\blacksquare$

The next result is used in the proof of Theorem 4 to bound the moments of the iterates.

**Lemma 20** (i) Given  $0 < p \leq 1$ , for any  $x, y \geq 0$ ,

$$(x + y)^p \leq x^p + y^p. \quad (\text{D.20})$$

(ii) Given  $p > 1$ , for any  $x, y \geq 0$ , and any  $\epsilon > 0$ ,

$$(x + y)^p \leq (1 + \epsilon)x^p + \frac{(1 + \epsilon)^{\frac{p}{p-1}} - (1 + \epsilon)}{\left((1 + \epsilon)^{\frac{1}{p-1}} - 1\right)^p} y^p. \quad (\text{D.21})$$

**Proof** (i) If  $y = 0$ , then  $(x + y)^p \leq x^p + y^p$  trivially holds. If  $y > 0$ , it is equivalent to show that

$$\left(\frac{x}{y} + 1\right)^p \leq \left(\frac{x}{y}\right)^p + 1, \quad (\text{D.22})$$

which is equivalent to show that

$$(x + 1)^p \leq x^p + 1, \quad \text{for any } x \geq 0. \quad (\text{D.23})$$

Let  $F(x) := (x + 1)^p - x^p - 1$  and  $F(0) = 0$  and  $F'(x) = p(x + 1)^{p-1} - px^{p-1} \leq 0$  since  $p \leq 1$ , which shows that  $F(x) \leq 0$  for every  $x \geq 0$ .

(ii) If  $y = 0$ , then the inequality trivially holds. If  $y > 0$ , by doing the transform  $x \mapsto x/y$  and  $y \mapsto 1$ , it is equivalent to show that for any  $x \geq 0$ ,

$$(1 + x)^p \leq (1 + \epsilon)x^p + \frac{(1 + \epsilon)^{\frac{p}{p-1}} - (1 + \epsilon)}{\left((1 + \epsilon)^{\frac{1}{p-1}} - 1\right)^p}. \quad (\text{D.24})$$

To show this, we define

$$F(x) := (1 + x)^p - (1 + \epsilon)x^p, \quad x \geq 0. \quad (\text{D.25})$$

Then  $F'(x) = p(1 + x)^{p-1} - p(1 + \epsilon)x^{p-1}$  so that  $F'(x) \geq 0$  if  $x \leq ((1 + \epsilon)^{\frac{1}{p-1}} - 1)^{-1}$ , and  $F'(x) \leq 0$  if  $x \geq ((1 + \epsilon)^{\frac{1}{p-1}} - 1)^{-1}$ . Thus,

$$\max_{x \geq 0} F(x) = F\left(\frac{1}{(1 + \epsilon)^{\frac{1}{p-1}} - 1}\right) = \frac{(1 + \epsilon)^{\frac{p}{p-1}} - (1 + \epsilon)}{\left((1 + \epsilon)^{\frac{1}{p-1}} - 1\right)^p}. \quad (\text{D.26})$$

The proof is complete.  $\blacksquare$

## Appendix E. Additional Technical Results: Gaussian Data

We recall that the iterates are given by  $x_k = M_k x_{k-1} + q_k$ , where  $(M_k, q_k)$  are i.i.d. copies of  $(M, q)$  where  $M = I - \frac{\eta}{b} H$  with  $H = \sum_{i=1}^b a_i a_i^T$  in distribution and  $q = \frac{\eta}{b} \sum_{i=1}^b a_i y_i$ , where  $a_i$  and  $y_i$  are i.i.d. satisfying the Assumptions **(A1)**–**(A2)**.

Throughout this section, we assume the Gaussian data, i.e.

**(A3)** The random variables  $a_i$  are i.i.d., distributed as  $\mathcal{N}(0, \sigma^2 I_d)$  for some  $\sigma > 0$ .

This assumption is clearly stronger than the Assumption **(A1)**.

We first obtain more explicit expressions for  $\rho$  and  $h(s)$  under the Assumption **(A3)**.

**Lemma 21** *Assume that  $a_i$  are i.i.d.  $\mathcal{N}(0, \sigma^2 I_d)$ . Then,*

$$\rho = \mathbb{E} \log \left\| \left( I - \frac{\eta}{b} H \right) e_1 \right\|, \quad (\text{E.1})$$

where  $e_1$  is the first basis vector and

$$h(s) = \mathbb{E} \left[ \left\| \left( I - \frac{\eta}{b} H \right) e_1 \right\|^s \right]. \quad (\text{E.2})$$

**Proof** Note that we can write

$$\rho = \lim_{k \rightarrow \infty} \frac{1}{k} \sum_{j=1}^k \log \left( \frac{\|M_j x_{j-1}\|}{\|x_{j-1}\|} \right). \quad (\text{E.3})$$

Note that  $M_j$  are i.i.d. Furthermore, for any non-random orthogonal matrix  $Q$ , the distribution of  $M^T M$  and  $Q^T M^T M Q$  are the same (due to the symmetry of the entries of  $M$ ). Therefore, the distribution of  $\frac{\|M_j x_{j-1}\|}{\|x_{j-1}\|}$  does not depend on the choice of  $x_{j-1}$ , where we can choose  $x_{j-1} = e_1$  for all  $j$  where  $e_1$  is the first basis vector. Therefore, the summands in  $\rho$  are statistically independent and by the standard law of large numbers

$$\rho = \mathbb{E} \log \frac{\|M e_1\|}{\|e_1\|} = \mathbb{E} \log \left\| \left( I - \frac{\eta}{b} H \right) e_1 \right\|,$$

and by a similar argument

$$h(s) = \mathbb{E} [\|M_1\|^s] = \mathbb{E} \left[ \left\| \left( I - \frac{\eta}{b} H \right) e_1 \right\|^s \right]. \quad (\text{E.4})$$

■

Based on our model assumptions, we can further compute  $\rho$  and  $h(s)$ ,  $s \geq 0$  from Lemma 21 to obtain the following formulas.

**Proposition 22** *We have*

$$\rho = \frac{1}{2} \mathbb{E} \log \left[ 1 - \frac{2\eta\sigma^2}{b} \sum_{i=1}^b z_{i1}^2 + \frac{\eta^2\sigma^4}{b^2} \sum_{i=1}^b \sum_{j=1}^b (z_{i1}z_{j1} + \cdots + z_{id}z_{jd}) z_{i1}z_{j1} \right], \quad (\text{E.5})$$

and for any  $s \geq 0$ ,

$$h(s) = \mathbb{E} \left[ \left( 1 - \frac{2\eta\sigma^2}{b} \sum_{i=1}^b z_{i1}^2 + \frac{\eta^2\sigma^4}{b^2} \sum_{i=1}^b \sum_{j=1}^b (z_{i1}z_{j1} + \dots + z_{id}z_{jd})z_{i1}z_{j1} \right)^{s/2} \right], \quad (\text{E.6})$$

where  $z_i := (z_{i1}, z_{i2}, \dots, z_{id}) \sim \mathcal{N}(0, I_d)$ ,  $1 \leq i \leq b$  are i.i.d.

**Proof** By the expression of  $\rho$  from Lemma 21, we can compute that

$$\begin{aligned} \rho &= \mathbb{E} \log \left\| \left( I - \frac{\eta}{b} H \right) e_1 \right\| \\ &= \frac{1}{2} \mathbb{E} \log \left\| \left( I - \frac{\eta}{b} H \right) e_1 \right\|^2 \\ &= \frac{1}{2} \mathbb{E} \log \left[ e_1^T \left( I - \frac{\eta}{b} \sum_{i=1}^b a_i a_i^T \right) \left( I - \frac{\eta}{b} \sum_{i=1}^b a_i a_i^T \right) e_1 \right] \\ &= \frac{1}{2} \mathbb{E} \log \left[ 1 - \frac{2\eta}{b} e_1^T \sum_{i=1}^b a_i a_i^T e_1 + \frac{\eta^2}{b^2} e_1^T \sum_{i=1}^b a_i a_i^T \sum_{i=1}^b a_i a_i^T e_1 \right] \\ &= \frac{1}{2} \mathbb{E} \log \left[ 1 - \frac{2\eta\sigma^2}{b} \sum_{i=1}^b z_{i1}^2 + \frac{\eta^2\sigma^4}{b^2} \sum_{i=1}^b \sum_{j=1}^b (z_{i1}z_{j1} + \dots + z_{id}z_{jd})z_{i1}z_{j1} \right], \end{aligned}$$

where  $z_i = (z_{i1}, z_{i2}, \dots, z_{id}) \sim \mathcal{N}(0, I_d)$ ,  $1 \leq i \leq b$  are i.i.d. Similarly, by the expression of  $h(s)$  from Lemma 21, we have

$$\begin{aligned} h(s) &= \mathbb{E} \left\| \left( I - \frac{\eta}{b} H \right) e_1 \right\|^s \\ &= \mathbb{E} \left[ \left( 1 - \frac{2\eta\sigma^2}{b} \sum_{i=1}^b z_{i1}^2 + \frac{\eta^2\sigma^4}{b^2} \sum_{i=1}^b \sum_{j=1}^b (z_{i1}z_{j1} + \dots + z_{id}z_{jd})z_{i1}z_{j1} \right)^{s/2} \right]. \end{aligned}$$

■

**Remark 23** It follows from Proposition 22 that  $\rho$ ,  $h(s)$  and hence the tail-index  $\alpha$  depends on  $\eta$  and  $\sigma^2$  only via its product  $\eta\sigma^2$ .

We have seen in Theorem 1 that the iterates converge to a heavy-tailed distribution with tail-index  $\alpha \in (0, \infty)$  provided that  $\rho < 0$ . For the general data satisfying Assumptions (A1)–(A2), it is not easy to check whether  $\rho < 0$  holds. For the Gaussian data (Assumption (A3)), it is possible to characterise the region of the parameters  $\eta$ ,  $b$ ,  $d$ ,  $\sigma^2$  in which  $\rho < 0$ . We first state the following result, which provides a sufficient (but not necessary) condition for  $\rho < 0$ .

**Proposition 24**  $\rho < 0$  provided that

$$\eta\sigma^2(d + b + 1) < 2b. \quad (\text{E.7})$$



**Proof** We recall from Proposition 22 that

$$\rho = \frac{1}{2} \mathbb{E} \log \left[ 1 - \frac{2\eta\sigma^2}{b} \sum_{i=1}^b z_{i1}^2 + \frac{\eta^2\sigma^4}{b^2} \sum_{i=1}^b \sum_{j=1}^b (z_{i1}z_{j1} + \cdots + z_{id}z_{jd})z_{i1}z_{j1} \right], \quad (\text{E.8})$$

where  $z_i = (z_{i1}, \dots, z_{id}) \sim \mathcal{N}(0, I_d)$ ,  $1 \leq i \leq b$ . Note that the function  $x \mapsto \log x$  is concave, and by Jensen's inequality, we have

$$\rho \leq \frac{1}{2} \log \mathbb{E} \left[ 1 - \frac{2\eta\sigma^2}{b} \sum_{i=1}^b z_{i1}^2 + \frac{\eta^2\sigma^4}{b^2} \sum_{i=1}^b \sum_{j=1}^b (z_{i1}z_{j1} + \cdots + z_{id}z_{jd})z_{i1}z_{j1} \right]. \quad (\text{E.9})$$

We can compute that

$$\mathbb{E} \left[ \sum_{i=1}^b z_{i1}^2 \right] = b\mathbb{E}[z_{11}^2] = b, \quad (\text{E.10})$$

and

$$\begin{aligned} & \mathbb{E} \left[ \sum_{i=1}^b \sum_{j=1}^b (z_{i1}z_{j1} + \cdots + z_{id}z_{jd})z_{i1}z_{j1} \right] \\ &= \mathbb{E} \left[ \sum_{i=1}^b (z_{i1}^2 + \cdots + z_{id}^2)z_{i1}^2 \right] + \mathbb{E} \left[ \sum_{1 \leq i \neq j \leq b} (z_{i1}z_{j1} + \cdots + z_{id}z_{jd})z_{i1}z_{j1} \right] \\ &= b\mathbb{E}[(z_{11}^2 + \cdots + z_{1d}^2)z_{11}^2] + b(b-1)\mathbb{E}[(z_{11}z_{21} + \cdots + z_{1d}z_{2d})z_{11}z_{21}] \\ &= b\mathbb{E}[z_{11}^4] + b(d-1)(\mathbb{E}[z_{11}^2])^2 + b(b-1)\mathbb{E}[z_{11}^2z_{21}^2] \\ &= 3b + b(d-1) + b(b-1) = b(d+b+1), \end{aligned}$$

where we used the property that  $z_i = (z_{ij}, 1 \leq j \leq d)$  are i.i.d. and  $z_{ij}$  are i.i.d.  $N(0, 1)$  and

$$\mathbb{E}[z_{11}^2] = 1, \quad \mathbb{E}[z_{11}^4] = 3. \quad (\text{E.11})$$

Hence, we conclude that  $\rho < 0$  provided that

$$1 - 2\eta\sigma^2 + \frac{\eta^2\sigma^4}{b}(d+b+1) < 1, \quad (\text{E.12})$$

which is equivalent to

$$\eta\sigma^2(d+b+1) < 2b. \quad (\text{E.13})$$

The proof is complete. ■

**Remark 25** *It is worth pointing out that  $\rho < 0$  does not hold for arbitrary model parameters. In particular, we can compute that*

$$\begin{aligned}
\rho &= \frac{1}{2} \mathbb{E} \log \left[ \left( 1 - \frac{\eta \sigma^2}{b} \sum_{i=1}^b z_{i1}^2 \right)^2 + \frac{\eta^2 \sigma^4}{b^2} \sum_{i=1}^b \sum_{j=1}^b z_{i1} z_{j1} \sum_{k=2}^d z_{ik} z_{jk} \right] \\
&= \frac{1}{2} \mathbb{E} \log \left[ \left( 1 - \frac{\eta \sigma^2}{b} \sum_{i=1}^b z_{i1}^2 \right)^2 + \frac{\eta^2 \sigma^4}{b^2} \sum_{k=2}^d \left( \sum_{i=1}^b z_{i1} z_{ik} \right)^2 \right] \\
&\geq \frac{1}{2} \mathbb{E} \log \left[ \frac{\eta^2 \sigma^4}{b^2} \sum_{k=2}^d \left( \sum_{i=1}^b z_{i1} z_{ik} \right)^2 \right] \\
&= \log \left( \frac{\eta \sigma^2}{b} \right) + \frac{1}{2} \mathbb{E} \log \left[ \sum_{k=2}^d \left( \sum_{i=1}^b z_{i1} z_{ik} \right)^2 \right].
\end{aligned}$$

Note that conditional on  $z_{i1}$ ,  $1 \leq i \leq b$ ,

$$\sum_{i=1}^b z_{i1} z_{ik} \sim \mathcal{N} \left( 0, \sum_{i=1}^b z_{i1}^2 \right), \quad (\text{E.14})$$

are i.i.d. for  $k = 2, \dots, d$ . Therefore,

$$\frac{1}{2} \mathbb{E} \log \left[ \sum_{k=2}^d \left( \sum_{i=1}^b z_{i1} z_{ik} \right)^2 \right] = \frac{1}{2} \mathbb{E} \log [XY] = \frac{1}{2} \mathbb{E} \log X + \frac{1}{2} \log \mathbb{E} \log Y, \quad (\text{E.15})$$

where  $X$  is a chi-square random variable with degree of freedom  $b$  and  $Y$  is a chi-square random variable with degree of freedom  $(d-1)$ . Therefore, we can compute that

$$\begin{aligned}
\frac{1}{2} \mathbb{E} \log X &= \frac{1}{2} \int_0^\infty \log(x) \frac{x^{\frac{b}{2}-1} e^{-\frac{x}{2}}}{2^{\frac{b}{2}} \Gamma(\frac{b}{2})} dx \\
&\geq \frac{1}{2^{\frac{b}{2}+1} \Gamma(\frac{b}{2})} \int_0^1 \log(x) x^{\frac{b}{2}-1} e^{-\frac{x}{2}} dx \\
&\geq \frac{1}{2^{\frac{b}{2}+1} \Gamma(\frac{b}{2})} \int_0^1 \log(x) x^{\frac{b}{2}-1} dx = \frac{-1}{2^{\frac{b}{2}-1} b^2 \Gamma(\frac{b}{2})}.
\end{aligned}$$

Similarly, we can show that  $\frac{1}{2} \mathbb{E} \log Y \geq \frac{-1}{2^{\frac{d-1}{2}-1} (d-1)^2 \Gamma(\frac{d-1}{2})}$ . Hence, we conclude that  $\rho \geq 0$  provided that

$$\eta \sigma^2 \geq b \exp \left\{ \frac{1}{2^{\frac{b}{2}-1} b^2 \Gamma(\frac{b}{2})} + \frac{1}{2^{\frac{d-1}{2}-1} (d-1)^2 \Gamma(\frac{d-1}{2})} \right\}. \quad (\text{E.16})$$

Next, we provide alternative formulas for  $h(s)$  and  $\rho$  for the Gaussian data (Assumption **(A3)**) which is used for some technical proofs.

**Lemma 26** For any  $s > 0$ ,

$$h(s) = \mathbb{E} \left[ \left( \left( 1 - \frac{\eta\sigma^2}{b} X \right)^2 + \frac{\eta^2\sigma^4}{b^2} XY \right)^{s/2} \right],$$

and

$$\rho = \frac{1}{2} \mathbb{E} \left[ \log \left( \left( 1 - \frac{\eta\sigma^2}{b} X \right)^2 + \frac{\eta^2\sigma^4}{b^2} XY \right) \right],$$

where  $X, Y$  are independent and  $X$  is chi-square random variable with degree of freedom  $b$  and  $Y$  is a chi-square random variable with degree of freedom  $(d-1)$ .

**Proof** We can compute that

$$\begin{aligned} h(s) &= \mathbb{E} \left[ \left( 1 - \frac{2\eta\sigma^2}{b} \sum_{i=1}^b z_{i1}^2 + \frac{\eta^2\sigma^4}{b^2} \sum_{i=1}^b \sum_{j=1}^b (z_{i1}z_{j1} + \dots + z_{id}z_{jd}) z_{i1}z_{j1} \right)^{s/2} \right] \\ &= \mathbb{E} \left[ \left( 1 - \frac{2\eta\sigma^2}{b} \sum_{i=1}^b z_{i1}^2 + \frac{\eta^2\sigma^4}{b^2} \sum_{i=1}^b \sum_{j=1}^b \left( z_{i1}^2 z_{j1}^2 + z_{i1}z_{j1} \sum_{k=2}^d z_{ik}z_{jk} \right) \right)^{s/2} \right] \\ &= \mathbb{E} \left[ \left( 1 - \frac{2\eta\sigma^2}{b} \sum_{i=1}^b z_{i1}^2 + \frac{\eta^2\sigma^4}{b^2} \left( \sum_{i=1}^b z_{i1}^2 \right)^2 + \frac{\eta^2\sigma^4}{b^2} \sum_{k=2}^d \left( \sum_{i=1}^b z_{i1}z_{ik} \right)^2 \right)^{s/2} \right] \\ &= \mathbb{E} \left[ \left( \left( 1 - \frac{\eta\sigma^2}{b} \sum_{i=1}^b z_{i1}^2 \right)^2 + \frac{\eta^2\sigma^4}{b^2} \sum_{k=2}^d \left( \sum_{i=1}^b z_{i1}z_{ik} \right)^2 \right)^{s/2} \right]. \end{aligned}$$

Note that conditional on  $z_{i1}$ ,  $1 \leq i \leq b$ ,

$$\sum_{i=1}^b z_{i1}z_{ik} \sim \mathcal{N} \left( 0, \sum_{i=1}^b z_{i1}^2 \right), \quad (\text{E.17})$$

are i.i.d. for  $k = 2, \dots, d$ . Therefore, we have

$$\begin{aligned} h(s) &= \mathbb{E} \left[ \left( \left( 1 - \frac{\eta\sigma^2}{b} \sum_{i=1}^b z_{i1}^2 \right)^2 + \frac{\eta^2\sigma^4}{b^2} \sum_{k=2}^d \left( \sum_{i=1}^b z_{i1}z_{ik} \right)^2 \right)^{s/2} \right] \\ &= \mathbb{E} \left[ \left( \left( 1 - \frac{\eta\sigma^2}{b} \sum_{i=1}^b z_{i1}^2 \right)^2 + \frac{\eta^2\sigma^4}{b^2} \sum_{i=1}^b z_{i1}^2 \sum_{k=2}^d x_k^2 \right)^{s/2} \right], \end{aligned}$$

where  $x_k$  are i.i.d.  $N(0, 1)$  independent of  $z_{i1}$ ,  $i = 1, \dots, b$ . Hence, we have

$$\begin{aligned} h(s) &= \mathbb{E} \left[ \left( \left( 1 - \frac{\eta\sigma^2}{b} \sum_{i=1}^b z_{i1}^2 \right)^2 + \frac{\eta^2\sigma^4}{b^2} \sum_{i=1}^b z_{i1}^2 \sum_{k=2}^d x_k^2 \right)^{s/2} \right] \\ &= \mathbb{E} \left[ \left( \left( 1 - \frac{\eta\sigma^2}{b} X \right)^2 + \frac{\eta^2\sigma^4}{b^2} XY \right)^{s/2} \right], \end{aligned}$$

where  $X, Y$  are independent and  $X$  is chi-square random variable with degree of freedom  $b$  and  $Y$  is a chi-square random variable with degree of freedom  $(d-1)$ .

Similarly, we can compute that

$$\begin{aligned} \rho &= \frac{1}{2} \mathbb{E} \left[ \log \left[ \left( 1 - \frac{\eta\sigma^2}{b} \sum_{i=1}^b z_{i1}^2 \right)^2 + \frac{\eta^2\sigma^4}{b^2} \sum_{i=1}^b \sum_{j=1}^b z_{i1} z_{j1} \sum_{k=2}^d z_{ik} z_{jk} \right] \right] \\ &= \frac{1}{2} \mathbb{E} \left[ \log \left[ \left( 1 - \frac{\eta\sigma^2}{b} \sum_{i=1}^b z_{i1}^2 \right)^2 + \frac{\eta^2\sigma^4}{b^2} \sum_{k=2}^d \left( \sum_{i=1}^b z_{i1} z_{ik} \right)^2 \right] \right] \\ &= \frac{1}{2} \mathbb{E} \left[ \log \left( \left( 1 - \frac{\eta\sigma^2}{b} X \right)^2 + \frac{\eta^2\sigma^4}{b^2} XY \right) \right], \end{aligned}$$

where  $X, Y$  are independent and  $X$  is chi-square random variable with degree of freedom  $b$  and  $Y$  is a chi-square random variable with degree of freedom  $(d-1)$ . The proof is complete.  $\blacksquare$

In Theorem 1, we showed the existence of the tail-index  $\alpha$ . For the Gaussian data (Assumption (A3)), we can provide some explicit bound on the tail-index  $\alpha$  provided some explicit technical conditions hold. Next, we provide a technical condition under which the tail-index  $\alpha \in (0, 4]$ . (See also Proposition 3 for a technical condition under which the tail-index  $\alpha \in (0, 2]$ .)

**Proposition 27** *There exists some  $0 < \alpha \leq 4$  such that  $h(\alpha) = 1$  provided that*

$$\begin{aligned} &2b > \eta\sigma^2(d+b+1) \\ &\geq 2b - 2\eta\sigma^2(b+2) + \frac{2\eta^2\sigma^4}{b}(b+2)(b+d+3) \\ &\quad - \frac{1}{2} \frac{\eta^3\sigma^6}{b^2}(b+2)(b+4)(b+6) - \frac{1}{2} \frac{\eta^3\sigma^6}{b^2}(b+2)(d^2-1) - \frac{\eta^3\sigma^6}{b^2}(b+2)(b+4)(d-1). \end{aligned}$$

**Proof** It follows from Lemma 26 that

$$h(4) = \mathbb{E} \left[ \left( \left( 1 - \frac{\eta\sigma^2}{b} X \right)^2 + \frac{\eta^2\sigma^4}{b^2} XY \right)^2 \right],$$

where  $X, Y$  are independent and  $X$  is chi-square random variable with degree of freedom  $b$  and  $Y$  is a chi-square random variable with degree of freedom  $(d-1)$ . We can further compute that

$$h(4) = \mathbb{E} \left[ \left( 1 - \frac{\eta\sigma^2}{b} X \right)^4 \right] + \mathbb{E} \left[ \frac{\eta^4\sigma^8}{b^4} X^2 Y^2 \right] + 2\mathbb{E} \left[ \left( 1 - \frac{\eta\sigma^2}{b} X \right)^2 \frac{\eta^2\sigma^4}{b^2} XY \right]. \quad (\text{E.18})$$

First, we can compute that

$$\mathbb{E} \left[ \left( 1 - \frac{\eta\sigma^2}{b} X \right)^4 \right] = 1 - \frac{4\eta\sigma^2}{b} \mathbb{E}[X] + \frac{6\eta^2\sigma^4}{b^2} \mathbb{E}[X^2] - \frac{4\eta^3\sigma^6}{b^3} \mathbb{E}[X^3] + \frac{\eta^4\sigma^8}{b^4} \mathbb{E}[X^4]. \quad (\text{E.19})$$

We recall the formula for the  $m$ -th moment of a chi-square distribution with degree of freedom  $k$  given by  $2^m \Gamma(m + \frac{k}{2}) / \Gamma(\frac{k}{2})$ , which is  $2^m \frac{k}{2} (\frac{k}{2} + 1) \cdots (\frac{k}{2} + (m - 1))$  when  $m$  is a positive integer. Since  $X$  is chi-square distributed with degree of freedom  $b$ , we have

$$\begin{aligned} \mathbb{E}[X] &= 2 \cdot \frac{b}{2} = b, \\ \mathbb{E}[X^2] &= 2^2 \cdot \frac{b}{2} \left( \frac{b}{2} + 1 \right) = b(b + 2), \\ \mathbb{E}[X^3] &= 2^3 \cdot \frac{b}{2} \left( \frac{b}{2} + 1 \right) \left( \frac{b}{2} + 2 \right) = b(b + 2)(b + 4), \\ \mathbb{E}[X^4] &= 2^4 \cdot \frac{b}{2} \left( \frac{b}{2} + 1 \right) \left( \frac{b}{2} + 2 \right) \left( \frac{b}{2} + 3 \right) = b(b + 2)(b + 4)(b + 6), \end{aligned}$$

which implies that

$$\mathbb{E} \left[ \left( 1 - \frac{\eta\sigma^2}{b} X \right)^4 \right] = 1 - 4\eta\sigma^2 + \frac{6\eta^2\sigma^4}{b} (b + 2) - \frac{4\eta^3\sigma^6}{b^2} (b + 2)(b + 4) + \frac{\eta^4\sigma^8}{b^3} (b + 2)(b + 4)(b + 6). \quad (\text{E.20})$$

Second, we can compute that

$$\mathbb{E} \left[ \frac{\eta^4\sigma^8}{b^4} X^2 Y^2 \right] = \frac{\eta^4\sigma^8}{b^4} \mathbb{E}[X^2] \mathbb{E}[Y^2] = \frac{\eta^4\sigma^8}{b^4} b(b + 2)(d - 1)(d + 1) = \frac{\eta^4\sigma^8}{b^3} (b + 2)(d^2 - 1), \quad (\text{E.21})$$

where we used the fact that  $Y$  is independent of  $X$  and  $Y$  is chi-square distributed with degree of freedom  $d - 1$  so that  $\mathbb{E}[Y^2] = (d - 1)(d + 1)$ .

Third, we can compute that

$$\begin{aligned} & 2\mathbb{E} \left[ \left( 1 - \frac{\eta\sigma^2}{b} X \right)^2 \frac{\eta^2\sigma^4}{b^2} XY \right] \\ &= 2\mathbb{E} \left[ \frac{\eta^2\sigma^4}{b^2} XY \right] + 2\mathbb{E} \left[ \frac{\eta^4\sigma^8}{b^4} X^3 Y \right] - 4\mathbb{E} \left[ \frac{\eta^3\sigma^6}{b^3} X^2 Y \right] \\ &= 2\frac{\eta^2\sigma^4}{b} (d - 1) + 2\frac{\eta^4\sigma^8}{b^3} (b + 2)(b + 4)(d - 1) - 4\frac{\eta^3\sigma^6}{b^2} (b + 2)(d - 1). \end{aligned}$$

Putting everything together, we have

$$\begin{aligned} h(4) &= 1 - 4\eta\sigma^2 + \frac{6\eta^2\sigma^4}{b} (b + 2) - \frac{4\eta^3\sigma^6}{b^2} (b + 2)(b + 4) + \frac{\eta^4\sigma^8}{b^3} (b + 2)(b + 4)(b + 6) \\ &\quad + \frac{\eta^4\sigma^8}{b^3} (b + 2)(d^2 - 1) \\ &\quad + 2\frac{\eta^2\sigma^4}{b} (d - 1) + 2\frac{\eta^4\sigma^8}{b^3} (b + 2)(b + 4)(d - 1) - 4\frac{\eta^3\sigma^6}{b^2} (b + 2)(d - 1), \end{aligned}$$

and  $h(4) \geq 1$  if and only if

$$\begin{aligned} & 1 - 4\eta\sigma^2 + \frac{6\eta^2\sigma^4}{b}(b+2) - \frac{4\eta^3\sigma^6}{b^2}(b+2)(b+4) + \frac{\eta^4\sigma^8}{b^3}(b+2)(b+4)(b+6) \\ & + \frac{\eta^4\sigma^8}{b^3}(b+2)(d^2-1) \\ & + 2\frac{\eta^2\sigma^4}{b}(d-1) + 2\frac{\eta^4\sigma^8}{b^3}(b+2)(b+4)(d-1) - 4\frac{\eta^3\sigma^6}{b^2}(b+2)(d-1) \geq 1, \end{aligned}$$

which is equivalent to

$$\begin{aligned} & -2b + \eta\sigma^2(3b+6) + \eta\sigma^2(d-1) \\ & - \frac{2\eta^2\sigma^4}{b}(b+2)(b+4) + \frac{1}{2}\frac{\eta^3\sigma^6}{b^2}(b+2)(b+4)(b+6) + \frac{1}{2}\frac{\eta^3\sigma^6}{b^2}(b+2)(d^2-1) \\ & + \frac{\eta^3\sigma^6}{b^2}(b+2)(b+4)(d-1) - 2\frac{\eta^2\sigma^4}{b}(b+2)(d-1) \geq 0, \end{aligned}$$

which is equivalent to

$$\begin{aligned} & -2b + \eta\sigma^2(d+b+1) \geq -2\eta\sigma^2(b+2) \\ & + \frac{2\eta^2\sigma^4}{b}(b+2)(b+4) - \frac{1}{2}\frac{\eta^3\sigma^6}{b^2}(b+2)(b+4)(b+6) - \frac{1}{2}\frac{\eta^3\sigma^6}{b^2}(b+2)(d^2-1) \\ & - \frac{\eta^3\sigma^6}{b^2}(b+2)(b+4)(d-1) + 2\frac{\eta^2\sigma^4}{b}(b+2)(d-1). \end{aligned}$$

Finally, recall that  $\rho < 0$  if  $2b > \eta\sigma^2(d+b+1)$  and  $h(4) \geq 1$  implies there exists some  $0 < \alpha \leq 4$  such that  $h(\alpha) = 1$ . The proof is complete.  $\blacksquare$

Let us define  $\mathcal{D}_{s,b}$  as the set consisting of  $(\eta, \sigma)$  such that

$$\mathcal{D}_{s,b} := \{(\eta, \sigma) : \eta\sigma^2(d+b+1) < 2b \text{ and } h(s) \geq 1\}.$$

We have shown in Proposition 24 that  $\rho < 0$  provided that  $\eta\sigma^2(d+b+1) < 2b$ . Therefore, if  $(\eta, \sigma) \in \mathcal{D}_{s,b}$ , then the tail-index  $\alpha \in (0, s]$ . In Proposition 27, we characterised the set  $\mathcal{D}_{4,b}$ . In the next proposition, we show that  $\mathcal{D}_{4,b}$  is non-trivial, i.e.,  $\mathcal{D}_{4,b}$  is not an empty set.

**Proposition 28**  $\mathcal{D}_{4,b}$  is not an empty set. In particular, it includes the pairs  $(\eta, \sigma)$  such that

$$\frac{a_c}{d+b+1} \leq \frac{\eta\sigma^2}{b} < \frac{2}{d+b+1}, \quad (\text{E.22})$$

for some  $a_c \in (0, 2)$  such that  $F(a_c) = 0$  and  $F(a) \leq 0$  for any  $a_c \leq a \leq 2$ , where

$$\begin{aligned} F(a) &:= 2 - a - \frac{2a}{d+b+1}(b+2) + \frac{2a^2}{(d+b+1)^2}(b+2)(b+d+3) \\ & - \frac{1}{2}\frac{a^3}{(d+b+1)^3}(b+2)(b+4)(b+6) - \frac{1}{2}\frac{a^3}{(d+b+1)^3}(b+2)(d^2-1) \\ & - \frac{a^3}{(d+b+1)^3}(b+2)(b+4)(d-1). \end{aligned}$$

**Proof** We aim to show that there exist some  $\eta, \sigma$  such that

$$\begin{aligned} 2 &> \frac{\eta\sigma^2}{b}(d+b+1) \\ &\geq 2 - \frac{2\eta\sigma^2}{b}(b+2) + \frac{2\eta^2\sigma^4}{b^2}(b+2)(b+d+3) \\ &\quad - \frac{1}{2}\frac{\eta^3\sigma^6}{b^3}(b+2)(b+4)(b+6) - \frac{1}{2}\frac{\eta^3\sigma^6}{b^3}(b+2)(d^2-1) - \frac{\eta^3\sigma^6}{b^3}(b+2)(b+4)(d-1). \end{aligned}$$

Let  $\frac{\eta\sigma^2}{b}(d+b+1) = a$ . Then, it suffices to show that there exists some  $a < 2$  such that

$$\begin{aligned} a &\geq 2 - \frac{2a}{d+b+1}(b+2) + \frac{2a^2}{(d+b+1)^2}(b+2)(b+d+3) \\ &\quad - \frac{1}{2}\frac{a^3}{(d+b+1)^3}(b+2)(b+4)(b+6) - \frac{1}{2}\frac{a^3}{(d+b+1)^3}(b+2)(d^2-1) \\ &\quad - \frac{a^3}{(d+b+1)^3}(b+2)(b+4)(d-1). \end{aligned}$$

Let us define

$$\begin{aligned} F(a) &:= 2 - a - \frac{2a}{d+b+1}(b+2) + \frac{2a^2}{(d+b+1)^2}(b+2)(b+d+3) \\ &\quad - \frac{1}{2}\frac{a^3}{(d+b+1)^3}(b+2)(b+4)(b+6) - \frac{1}{2}\frac{a^3}{(d+b+1)^3}(b+2)(d^2-1) \\ &\quad - \frac{a^3}{(d+b+1)^3}(b+2)(b+4)(d-1). \end{aligned}$$

Then, we can check that  $F(0) = 2 > 0$  and

$$\begin{aligned} F(2) &= -\frac{4}{d+b+1}(b+2) + \frac{8}{(d+b+1)^2}(b+2)(b+d+3) \\ &\quad - \frac{4}{(d+b+1)^3}(b+2)(b+4)(b+6) - \frac{4}{(d+b+1)^3}(b+2)(d^2-1) \\ &\quad - \frac{8}{(d+b+1)^3}(b+2)(b+4)(d-1), \end{aligned}$$

so that

$$\begin{aligned} \frac{(d+b+1)^3}{4(b+2)}F(2) &= -(d+b+1)^2 + 2(d+b+1)(b+d+3) \\ &\quad - (b+4)(b+6) - (d^2-1) - 2(b+4)(d-1) \\ &= d^2 + b^2 + 1 + 2d + 2b + 2bd + 4d + 4b + 4 \\ &\quad - b^2 - 10b - 24 - d^2 + 1 - 2bd - 8d + 2b + 8 \\ &= -2d - 2b - 10 < 0. \end{aligned}$$



Thus,  $F(2) < 0$ . Hence, we conclude that there exists some  $0 < a_c < 2$  such that  $F(a_c) = 0$  and  $F(a) \leq 0$  for any  $a_c \leq a \leq 2$ . Then, for any

$$a_c \leq \frac{\eta\sigma^2}{b}(d+b+1) < 2, \quad (\text{E.23})$$

we have  $(\eta, \sigma) \in \mathcal{D}_{4,b}$ . The proof is complete.  $\blacksquare$

Recall that  $\mathcal{D}_{2m,b}$  consists of  $(\eta, \sigma)$  such that

$$\mathcal{D}_{2m,b} = \{(\eta, \sigma) : \eta\sigma^2(d+b+1) < 2b \text{ and } h(2m) \geq 1\}.$$

Since  $\mathcal{D}_{4,b} \neq \emptyset$  and  $\mathcal{D}_{4,b} \subseteq \mathcal{D}_{2m,b}$  for any  $m \geq 2$ . Indeed, we can characterises the set  $\mathcal{D}_{2m,b}$  in the following proposition.

**Proposition 29** *Given any  $m \in \mathbb{N}$ , there exists some  $0 < \alpha \leq 2m$  such that  $h(\alpha) = 1$  provided that  $\eta\sigma^2(d+b+1) < 2b$  and*

$$\begin{aligned} & \sum_{k=0}^m \sum_{j=0}^{2k} \binom{m}{k} \binom{2k}{j} \frac{\eta^{2(m-k)+j} \sigma^{4(m-k)+2j}}{b^{2(m-k)+j}} (-1)^j 2^{j+2(m-k)} \\ & \cdot \frac{\Gamma(j+m-k+\frac{b}{2})}{\Gamma(\frac{b}{2})} \frac{\Gamma(m-k+\frac{d-1}{2})}{\Gamma(\frac{d-1}{2})} \geq 1. \end{aligned}$$

**Proof** By applying Lemma 26, we can compute that

$$\begin{aligned} h(2m) &= \mathbb{E} \left[ \left( \left( 1 - \frac{\eta\sigma^2}{b} X \right)^2 + \frac{\eta^2\sigma^4}{b^2} XY \right)^m \right] \\ &= \sum_{k=0}^m \binom{m}{k} \frac{\eta^{2(m-k)} \sigma^{4(m-k)}}{b^{2(m-k)}} \mathbb{E} \left[ \left( 1 - \frac{\eta\sigma^2}{b} X \right)^{2k} X^{m-k} Y^{m-k} \right] \\ &= \sum_{k=0}^m \binom{m}{k} \frac{\eta^{2(m-k)} \sigma^{4(m-k)}}{b^{2(m-k)}} \sum_{j=0}^{2k} \binom{2k}{j} (-1)^j \frac{\eta^j \sigma^{2j}}{b^j} \mathbb{E}[X^{j+m-k} Y^{m-k}] \\ &= \sum_{k=0}^m \binom{m}{k} \frac{\eta^{2(m-k)} \sigma^{4(m-k)}}{b^{2(m-k)}} \sum_{j=0}^{2k} \binom{2k}{j} (-1)^j \frac{\eta^j \sigma^{2j}}{b^j} 2^{j+m-k} \\ & \quad \cdot \frac{\Gamma(j+m-k+\frac{b}{2})}{\Gamma(\frac{b}{2})} 2^{m-k} \frac{\Gamma(m-k+\frac{d-1}{2})}{\Gamma(\frac{d-1}{2})} \\ &= \sum_{k=0}^m \sum_{j=0}^{2k} \binom{m}{k} \binom{2k}{j} \frac{\eta^{2(m-k)+j} \sigma^{4(m-k)+2j}}{b^{2(m-k)+j}} \\ & \quad \cdot (-1)^j 2^{j+2(m-k)} \frac{\Gamma(j+m-k+\frac{b}{2})}{\Gamma(\frac{b}{2})} \frac{\Gamma(m-k+\frac{d-1}{2})}{\Gamma(\frac{d-1}{2})}, \end{aligned}$$

where we used the formula for the moments of chi-square distribution, that is, the  $m$ -th moment of a chi-square distribution with degree of freedom  $k$  is given by  $2^m \Gamma(m + \frac{k}{2}) / \Gamma(\frac{k}{2})$ .  $\blacksquare$

Previously, we have provided some upper bounds on the tail-index  $\alpha$  under some technical conditions on the model parameters. Next, let us provide an upper bound for the tail-index  $\alpha$  without relying on any additional technical conditions.

**Proposition 30** *The tail-index  $\alpha$  is upper bounded by:*

$$\alpha \leq \max \left\{ 2, \frac{\mathbb{P} \left( -\frac{2\eta\sigma^2}{b}X + \frac{\eta^2\sigma^4}{b^2}X^2 + \frac{\eta^2\sigma^4}{b^2}XY \leq 0 \right)}{\mathbb{E} \left[ \left( -\frac{2\eta\sigma^2}{b}X + \frac{\eta^2\sigma^4}{b^2}X^2 + \frac{\eta^2\sigma^4}{b^2}XY \right)^+ \right]} \right\}, \quad (\text{E.24})$$

where  $X, Y$  are independent and  $X$  is a chi-square random variable with degree of freedom  $b$  and  $Y$  is a chi-square random variable with degree of freedom  $(d-1)$ .

**Proof** We recall that

$$1 = h(\alpha) = \mathbb{E} \left[ \left( 1 - \frac{2\eta\sigma^2}{b}X + \frac{\eta^2\sigma^4}{b^2}X^2 + \frac{\eta^2\sigma^4}{b^2}XY \right)^{\frac{\alpha}{2}} \right], \quad (\text{E.25})$$

where  $X, Y$  are independent and  $X$  is a chi-square random variable with degree of freedom  $b$  and  $Y$  is a chi-square random variable with degree of freedom  $(d-1)$ . Note that for any  $x \geq 0$  and  $\alpha \geq 2$ ,  $(1+x)^{\frac{\alpha}{2}} \geq 1 + \frac{\alpha}{2}x$ . Therefore,

$$\begin{aligned} 1 &\geq \mathbb{E} \left[ \left( 1 - \frac{2\eta\sigma^2}{b}X + \frac{\eta^2\sigma^4}{b^2}X^2 + \frac{\eta^2\sigma^4}{b^2}XY \right)^{\frac{\alpha}{2}} 1_{-\frac{2\eta\sigma^2}{b}X + \frac{\eta^2\sigma^4}{b^2}X^2 + \frac{\eta^2\sigma^4}{b^2}XY \geq 0} \right] \\ &\geq \mathbb{E} \left[ \left( 1 + \frac{\alpha}{2} \left( -\frac{2\eta\sigma^2}{b}X + \frac{\eta^2\sigma^4}{b^2}X^2 + \frac{\eta^2\sigma^4}{b^2}XY \right) \right) 1_{-\frac{2\eta\sigma^2}{b}X + \frac{\eta^2\sigma^4}{b^2}X^2 + \frac{\eta^2\sigma^4}{b^2}XY \geq 0} \right] \\ &= \mathbb{P} \left( -\frac{2\eta\sigma^2}{b}X + \frac{\eta^2\sigma^4}{b^2}X^2 + \frac{\eta^2\sigma^4}{b^2}XY \geq 0 \right) \\ &\quad + \frac{\alpha}{2} \mathbb{E} \left[ \left( -\frac{2\eta\sigma^2}{b}X + \frac{\eta^2\sigma^4}{b^2}X^2 + \frac{\eta^2\sigma^4}{b^2}XY \right)^+ \right], \end{aligned}$$

which yields the desired result. The proof is complete. ■

**Remark 31** (i) Note that it follows from Lemma 26 that we have

$$\rho = \frac{1}{2} \mathbb{E} \left[ \log \left( \left( 1 - \frac{\eta\sigma^2}{b}X \right)^2 + \frac{\eta^2\sigma^4}{b^2}XY \right) \right],$$

where  $X, Y$  are independent and  $X$  is chi-square random variable with degree of freedom  $b$  and  $Y$  is a chi-square random variable with degree of freedom  $(d-1)$ . Therefore, we have

$$\rho = \frac{1}{2} \int_0^\infty \int_0^\infty \log \left( \left( 1 - \frac{\eta\sigma^2}{b}x \right)^2 + \frac{\eta^2\sigma^4}{b^2}xy \right) \frac{x^{\frac{b}{2}-1}e^{-\frac{x}{2}}}{2^{\frac{b}{2}}\Gamma(\frac{b}{2})} \frac{y^{\frac{d-1}{2}-1}e^{-\frac{y}{2}}}{2^{\frac{d-1}{2}}\Gamma(\frac{d-1}{2})} dx dy. \quad (\text{E.26})$$

In particular, when  $d = 1$ , we have  $Y \equiv 0$  and

$$\rho = \int_0^\infty \log \left| 1 - \frac{\eta\sigma^2}{b}x \right| \frac{x^{\frac{b}{2}-1}e^{-\frac{x}{2}}}{2^{\frac{b}{2}}\Gamma(\frac{b}{2})} dx. \quad (\text{E.27})$$

(ii) Note that it follows from Lemma 26 that we have

$$h(s) = \mathbb{E} \left[ \left( \left( 1 - \frac{\eta\sigma^2}{b}X \right)^2 + \frac{\eta^2\sigma^4}{b^2}XY \right)^{s/2} \right],$$

where  $X, Y$  are independent and  $X$  is chi-square random variable with degree of freedom  $b$  and  $Y$  is a chi-square random variable with degree of freedom  $(d - 1)$ . Therefore, we have

$$h(s) = \int_0^\infty \int_0^\infty \left( \left( 1 - \frac{\eta\sigma^2}{b}x \right)^2 + \frac{\eta^2\sigma^4}{b^2}xy \right)^{\frac{s}{2}} \frac{x^{\frac{b}{2}-1}e^{-\frac{x}{2}}}{2^{\frac{b}{2}}\Gamma(\frac{b}{2})} \frac{y^{\frac{d-1}{2}-1}e^{-\frac{y}{2}}}{2^{\frac{d-1}{2}}\Gamma(\frac{d-1}{2})} dx dy.$$

In particular, when  $d = 1$ , we have  $Y \equiv 0$  and

$$h(s) = \int_0^\infty \left| 1 - \frac{\eta\sigma^2}{b}x \right|^s \frac{x^{\frac{b}{2}-1}e^{-\frac{x}{2}}}{2^{\frac{b}{2}}\Gamma(\frac{b}{2})} dx. \quad (\text{E.28})$$

So far, we have studied various properties of the tail-index  $\alpha$ , including the monotonicity on stepsize, noise variance, batch size and the dimension, as well as some quantitative bounds. In general, there is no simple closed-form formula for the tail-index  $\alpha$ . Next, we will obtain some approximations for the tail-index  $\alpha$  in various asymptotic regimes. First, we provide a rigorous first-order approximation for the tail-index  $\alpha$  when it is less than and close to 2.

**Proposition 32** Let  $a := \eta\sigma^2$  and  $a_c := \frac{2b}{d+b+1}$ . Then the tail-index satisfies:

$$\alpha \sim 2 - \frac{4}{F_c}(a - a_c), \quad (\text{E.29})$$

for any  $a \downarrow a_c$ , where

$$F_c := \mathbb{E} \left[ \left( 1 - \frac{2a_c}{b}X + \frac{a_c^2}{b^2}X^2 + \frac{a_c^2}{b^2}XY \right) \log \left( 1 - \frac{2a_c}{b}X + \frac{a_c^2}{b^2}X^2 + \frac{a_c^2}{b^2}XY \right) \right] > 0, \quad (\text{E.30})$$

where  $X, Y$  are independent and  $X$  is a chi-square random variable with degree of freedom  $b$  and  $Y$  is a chi-square random variable with degree of freedom  $(d - 1)$ .

**Proof** [Proof of Proposition 32] Let us define  $a = \eta\sigma^2$ . In Proposition 3, we showed that there exists some  $\delta > 0$  such that for any  $2b \leq a(d + b + 1) < 2b + \delta$ ,  $\rho < 0$  and there exists some  $0 < \alpha \leq 2$ , such that  $h(\alpha) = 1$ . In particular, when  $a = a_c := \frac{2b}{d+b+1}$ , the tail-index  $\alpha = 2$ . Consider the tail-index  $\alpha = \alpha(a)$  as a function of  $a$ . Then, we have

$$1 = h(\alpha) = \mathbb{E} \left[ \left( 1 - \frac{2a}{b}X + \frac{a^2}{b^2}X^2 + \frac{a^2}{b^2}XY \right)^{\frac{\alpha}{2}} \right], \quad (\text{E.31})$$

where  $X, Y$  are independent and  $X$  is a chi-square random variable with degree of freedom  $b$  and  $Y$  is a chi-square random variable with degree of freedom  $(d - 1)$ . By differentiating (E.31) w.r.t.  $a$ , we get

$$0 = \mathbb{E} \left[ \frac{1}{2} \frac{\partial \alpha}{\partial a} \log \left( 1 - \frac{2a}{b} X + \frac{a^2}{b^2} X^2 + \frac{a^2}{b^2} XY \right) e^{\frac{\alpha}{2} \log \left( 1 - \frac{2a}{b} X + \frac{a^2}{b^2} X^2 + \frac{a^2}{b^2} XY \right)} \right. \\ \left. + \frac{\alpha}{2} \frac{-\frac{2}{b} X + \frac{2a}{b^2} X^2 + \frac{2a}{b^2} XY}{1 - \frac{2a}{b} X + \frac{a^2}{b^2} X^2 + \frac{a^2}{b^2} XY} \cdot e^{\frac{\alpha}{2} \log \left( 1 - \frac{2a}{b} X + \frac{a^2}{b^2} X^2 + \frac{a^2}{b^2} XY \right)} \right],$$

which implies that

$$\frac{\partial \alpha}{\partial a} \Big|_{a=a_c} = \frac{-2\mathbb{E} \left[ -\frac{2}{b} X + \frac{2a_c}{b^2} X^2 + \frac{2a_c}{b^2} XY \right]}{\mathbb{E} \left[ \left( 1 - \frac{2a_c}{b} X + \frac{a_c^2}{b^2} X^2 + \frac{a_c^2}{b^2} XY \right) \log \left( 1 - \frac{2a_c}{b} X + \frac{a_c^2}{b^2} X^2 + \frac{a_c^2}{b^2} XY \right) \right]}, \quad (\text{E.32})$$

where we used the fact that  $\alpha = 2$  when  $a = a_c$ . Note that the function  $x \mapsto x \log x$  is convex, and by Jensen's inequality and the fact that  $1 - \frac{2a_c}{b} X + \frac{a_c^2}{b^2} X^2 + \frac{a_c^2}{b^2} XY$  is not constant, we have

$$\mathbb{E} \left[ \left( 1 - \frac{2a_c}{b} X + \frac{a_c^2}{b^2} X^2 + \frac{a_c^2}{b^2} XY \right) \log \left( 1 - \frac{2a_c}{b} X + \frac{a_c^2}{b^2} X^2 + \frac{a_c^2}{b^2} XY \right) \right] \\ > \mathbb{E} \left[ \left( 1 - \frac{2a_c}{b} X + \frac{a_c^2}{b^2} X^2 + \frac{a_c^2}{b^2} XY \right) \right] \log \mathbb{E} \left[ \left( 1 - \frac{2a_c}{b} X + \frac{a_c^2}{b^2} X^2 + \frac{a_c^2}{b^2} XY \right) \right] = 0.$$

Moreover, we can compute that

$$-2\mathbb{E} \left[ -\frac{2}{b} X + \frac{2a_c}{b^2} X^2 + \frac{2a_c}{b^2} XY \right] = -2 \left[ -2 + \frac{2a_c}{b} (b + 2) + \frac{2a_c}{b} (d - 1) \right] = -4.$$

Hence, we conclude that

$$\alpha \sim 2 - \frac{4}{F_c} (a - a_c), \quad (\text{E.33})$$

for any  $a \downarrow a_c$ , where

$$F_c := \mathbb{E} \left[ \left( 1 - \frac{2a_c}{b} X + \frac{a_c^2}{b^2} X^2 + \frac{a_c^2}{b^2} XY \right) \log \left( 1 - \frac{2a_c}{b} X + \frac{a_c^2}{b^2} X^2 + \frac{a_c^2}{b^2} XY \right) \right] > 0. \quad (\text{E.34})$$

■

Next, we derive an approximation for the tail-index  $\alpha$  when it is close to zero.

**Proposition 33** *Let  $a := \eta\sigma^2$  and  $\rho = \rho(a)$  emphasizing the dependence on  $a$ . Define  $a_* := \inf\{a > 0 : \rho(a) = 0\}$ . Then, we have*

$$\alpha \sim c_*(a_* - a), \quad (\text{E.35})$$

as  $a \uparrow a_*$ , where

$$c_* := 4\mathbb{E} \left[ \frac{-\frac{2}{b} X + \frac{2a_*}{b^2} X^2 + \frac{2a_*}{b^2} XY}{1 - \frac{2a_*}{b} X + \frac{a_*^2}{b^2} X^2 + \frac{a_*^2}{b^2} XY} \right] \cdot \left( \mathbb{E} \left[ \left( \log \left( 1 - \frac{2a_*}{b} X + \frac{a_*^2}{b^2} X^2 + \frac{a_*^2}{b^2} XY \right) \right)^2 \right] \right)^{-1}, \quad (\text{E.36})$$

where  $X, Y$  are defined in Proposition 32.

**Proof** [Proof of Proposition 33] The tail-index  $\alpha$  is uniquely determined by

$$1 = h(\alpha) = \mathbb{E} \left[ \left( 1 - \frac{2a}{b}X + \frac{a^2}{b^2}X^2 + \frac{a^2}{b^2}XY \right)^{\alpha/2} \right], \quad (\text{E.37})$$

where  $a = \eta\sigma^2$  and  $X, Y$  are independent and  $X$  is chi-square random variable with degree of freedom  $b$  and  $Y$  is a chi-square random variable with degree of freedom  $(d-1)$ . It is clear that  $\alpha$  depends on  $\eta$  and  $\sigma$  only via  $a := \eta\sigma^2$ . In Proposition 3, we showed that there exists some  $\delta > 0$  such that for any  $2b \leq a(d+b+1) < 2b + \delta$ ,  $\rho < 0$  and there exists some  $0 < \alpha \leq 2$ , such that  $h(\alpha) = 1$ . Let  $\rho = \rho(a)$  with emphasis on the dependence of  $\rho$  on  $a = \eta\sigma^2$ . In Proposition 24, we showed that  $\rho < 0$  provided that  $a(d+b+1) < 2b$ . On the other hand, we showed in Remark 25 that  $\rho \geq 0$  for any  $a \geq b \exp \left\{ \frac{1}{2^{\frac{b}{2}-1}b^2\Gamma(\frac{b}{2})} + \frac{1}{2^{\frac{d-1}{2}-1}(d-1)^2\Gamma(\frac{d-1}{2})} \right\}$ . Therefore, there exists some critical value  $a_* > 0$  such that  $\rho(a) < 0$  for every  $a < a_*$  and  $\rho(a_*) = 0$ . It is clear that as  $a \rightarrow a_*$ ,  $\alpha \rightarrow 0$ . We are interested in studying the tail-index  $\alpha$  when  $\alpha$  is close to zero. By differentiating (E.37) w.r.t.  $a$ , we get

$$0 = \mathbb{E} \left[ \left( \frac{1}{2} \frac{\partial \alpha}{\partial a} \log \left( 1 - \frac{2a}{b}X + \frac{a^2}{b^2}X^2 + \frac{a^2}{b^2}XY \right) + \frac{\alpha}{2} \frac{-\frac{2}{b}X + \frac{2a}{b^2}X^2 + \frac{2a}{b^2}XY}{1 - \frac{2a}{b}X + \frac{a^2}{b^2}X^2 + \frac{a^2}{b^2}XY} \right) e^{\frac{\alpha}{2} \log \left( 1 - \frac{2a}{b}X + \frac{a^2}{b^2}X^2 + \frac{a^2}{b^2}XY \right)} \right],$$

and by differentiating w.r.t.  $a$  again, we get

$$\begin{aligned} 0 = & \mathbb{E} \left[ \left( \frac{1}{2} \frac{\partial \alpha}{\partial a} \log \left( 1 - \frac{2a}{b}X + \frac{a^2}{b^2}X^2 + \frac{a^2}{b^2}XY \right) + \frac{\alpha}{2} \frac{-\frac{2}{b}X + \frac{2a}{b^2}X^2 + \frac{2a}{b^2}XY}{1 - \frac{2a}{b}X + \frac{a^2}{b^2}X^2 + \frac{a^2}{b^2}XY} \right)^2 e^{\frac{\alpha}{2} \log \left( 1 - \frac{2a}{b}X + \frac{a^2}{b^2}X^2 + \frac{a^2}{b^2}XY \right)} \right] \\ & + \mathbb{E} \left[ \frac{1}{2} \frac{\partial^2 \alpha}{\partial a^2} \log \left( 1 - \frac{2a}{b}X + \frac{a^2}{b^2}X^2 + \frac{a^2}{b^2}XY \right) e^{\frac{\alpha}{2} \log \left( 1 - \frac{2a}{b}X + \frac{a^2}{b^2}X^2 + \frac{a^2}{b^2}XY \right)} \right] \\ & + \mathbb{E} \left[ \frac{\partial \alpha}{\partial a} \frac{-\frac{2}{b}X + \frac{2a}{b^2}X^2 + \frac{2a}{b^2}XY}{1 - \frac{2a}{b}X + \frac{a^2}{b^2}X^2 + \frac{a^2}{b^2}XY} \cdot e^{\frac{\alpha}{2} \log \left( 1 - \frac{2a}{b}X + \frac{a^2}{b^2}X^2 + \frac{a^2}{b^2}XY \right)} \right] \\ & + \mathbb{E} \left[ \frac{\alpha}{2} \frac{\partial}{\partial a} \left( \frac{-\frac{2}{b}X + \frac{2a}{b^2}X^2 + \frac{2a}{b^2}XY}{1 - \frac{2a}{b}X + \frac{a^2}{b^2}X^2 + \frac{a^2}{b^2}XY} \right) e^{\frac{\alpha}{2} \log \left( 1 - \frac{2a}{b}X + \frac{a^2}{b^2}X^2 + \frac{a^2}{b^2}XY \right)} \right]. \end{aligned}$$

At  $a = a_*$ ,  $\alpha = 0$  and  $\rho = \frac{1}{2} \mathbb{E} \left[ \log \left( 1 - \frac{2a_*}{b}X + \frac{a_*^2}{b^2}X^2 + \frac{a_*^2}{b^2}XY \right) \right] = 0$ , which implies that

$$\begin{aligned} 0 = & \frac{1}{4} (\alpha'(a_*))^2 \mathbb{E} \left[ \left( \log \left( 1 - \frac{2a_*}{b}X + \frac{a_*^2}{b^2}X^2 + \frac{a_*^2}{b^2}XY \right) \right)^2 \right] \\ & + \alpha'(a_*) \mathbb{E} \left[ \frac{-\frac{2}{b}X + \frac{2a_*}{b^2}X^2 + \frac{2a_*}{b^2}XY}{1 - \frac{2a_*}{b}X + \frac{a_*^2}{b^2}X^2 + \frac{a_*^2}{b^2}XY} \right], \end{aligned}$$

which implies that

$$\alpha'(a_*) = \frac{-4\mathbb{E}\left[\frac{-\frac{2}{b}X + \frac{2a_*}{b^2}X^2 + \frac{2a_*}{b^2}XY}{1 - \frac{2a_*}{b}X + \frac{a_*^2}{b^2}X^2 + \frac{a_*^2}{b^2}XY}\right]}{\mathbb{E}\left[\left(\log\left(1 - \frac{2a_*}{b}X + \frac{a_*^2}{b^2}X^2 + \frac{a_*^2}{b^2}XY\right)\right)^2\right]}, \quad (\text{E.38})$$

and therefore

$$\alpha \sim \frac{4\mathbb{E}\left[\frac{-\frac{2}{b}X + \frac{2a_*}{b^2}X^2 + \frac{2a_*}{b^2}XY}{1 - \frac{2a_*}{b}X + \frac{a_*^2}{b^2}X^2 + \frac{a_*^2}{b^2}XY}\right]}{\mathbb{E}\left[\left(\log\left(1 - \frac{2a_*}{b}X + \frac{a_*^2}{b^2}X^2 + \frac{a_*^2}{b^2}XY\right)\right)^2\right]}(a_* - a) \quad (\text{E.39})$$

as  $a \uparrow a_*$ . ■

When the dimension  $d$  is large, we can use Proposition 32 and Proposition 33 to obtain a more explicit approximation for the tail-index  $\alpha$  when it is between 0 and 2.

**Theorem 34** *When the dimension  $d$  is large, the tail-index satisfies:*

$$\alpha \sim 2 - \frac{d^3}{4b(b+2)} \left( \eta\sigma^2 - \frac{2b}{d+b+1} \right), \quad (\text{E.40})$$

for any  $\frac{2b}{d+b+1} \leq \eta\sigma^2 < \frac{2b}{d+b+1} + \frac{8b(b+2)}{d^3}$ .

Note that in Theorem 34 the approximation  $2 - \frac{d^3}{4b(b+2)} \left( \eta\sigma^2 - \frac{2b}{d+b+1} \right)$  decreases from 2 to 0 as  $\eta\sigma^2$  increases from  $\frac{2b}{d+b+1}$  to  $\frac{2b}{d+b+1} + \frac{8b(b+2)}{d^3}$ , which is an approximation of  $a_*$ . Moreover, the approximation  $2 - \frac{d^3}{4b(b+2)} \left( \eta\sigma^2 - \frac{2b}{d+b+1} \right)$  is strictly decreasing in  $d$ ,  $\eta$ , and  $\sigma^2$  and strictly increasing in  $b$ . This is consistent with the monotonicity results we have shown before.

**Proof** [Proof of Theorem 34] When  $\eta\sigma^2$  increases from  $a_c = \frac{2b}{d+b+1}$  to  $a_*$ , where  $a_* = \inf\{a > 0 : \rho(a) = 0\}$ , the tail-index decreases from 2 to 0. When  $d \uparrow \infty$ ,  $a_* \rightarrow 0$  and  $a_c \rightarrow 0$ , and hence it suffices to show that

$$\alpha \sim 2 - \frac{d^3}{4b(b+2)} \left( \eta\sigma^2 - \frac{2b}{d+b+1} \right), \quad (\text{E.41})$$

as  $d \uparrow \infty$  and  $\eta\sigma^2 \downarrow \frac{2b}{d+b+1}$ , and  $a_* \sim \frac{2b}{d+b+1} + \frac{8b(b+2)}{d^3}$ , and when  $d \uparrow \infty$  and  $\eta\sigma^2 \uparrow \frac{2b}{d+b+1} + \frac{8b(b+2)}{d^3}$ ,

$$\alpha \sim 2 - \frac{d^3}{4b(b+2)} \left( \eta\sigma^2 - \frac{2b}{d+b+1} \right). \quad (\text{E.42})$$

We will prove (E.41) in Corollary 35 which is a corollary of Proposition 32 when  $d \uparrow \infty$  and we will prove (E.42) in Corollary 36 which is a corollary of Proposition 33 when  $d \uparrow \infty$ . ■

When the dimension  $d$  is large, we have the following result as a corollary of Proposition 32.

**Corollary 35** *The tail-index satisfies:*

$$\alpha \sim 2 - \frac{d^3}{4b(b+2)} \left( \eta\sigma^2 - \frac{2b}{d+b+1} \right), \quad (\text{E.43})$$

as  $d \uparrow \infty$  and  $\eta\sigma^2 \downarrow \frac{2b}{d+b+1}$ .

**Proof** [Proof of Corollary 35] As  $d \uparrow \infty$ ,  $a_c \downarrow 0$ , we have  $\frac{2a_c}{b}X + \frac{a_c^2}{b^2}X^2 + \frac{a_c^2}{b^2}XY \rightarrow 0$  in probability, and using  $\log(1+x) \sim x - \frac{x^2}{2}$  so that  $(1+x)\log(1+x) \sim (1+x)x - \frac{x^2}{2}$ , we have

$$\begin{aligned} F_c &\sim \mathbb{E} \left[ \left( 1 - \frac{2a_c}{b}X + \frac{a_c^2}{b^2}X^2 + \frac{a_c^2}{b^2}XY \right) \left( -\frac{2a_c}{b}X + \frac{a_c^2}{b^2}X^2 + \frac{a_c^2}{b^2}XY \right) \right] \\ &\quad - \frac{1}{2} \mathbb{E} \left[ \left( -\frac{2a_c}{b}X + \frac{a_c^2}{b^2}X^2 + \frac{a_c^2}{b^2}XY \right)^2 \right] \\ &= \frac{1}{2} \mathbb{E} \left[ \left( -\frac{2a_c}{b}X + \frac{a_c^2}{b^2}X^2 + \frac{a_c^2}{b^2}XY \right)^2 \right]. \end{aligned}$$

Next, we can compute that

$$\begin{aligned} &\mathbb{E} \left[ \left( -\frac{2a_c}{b}X + \frac{a_c^2}{b^2}X^2 + \frac{a_c^2}{b^2}XY \right)^2 \right] \\ &= \frac{4a_c^2}{b^2} \mathbb{E}[X^2] + \frac{a_c^4}{b^4} \mathbb{E}[X^4] + \frac{a_c^4}{b^4} \mathbb{E}[X^2Y^2] - \frac{4a_c^3}{b^3} \mathbb{E}[X^3] + \frac{2a_c^4}{b^4} \mathbb{E}[X^3Y] - \frac{4a_c^3}{b^3} \mathbb{E}[X^2Y] \\ &= \frac{4a_c^2}{b^2} b(b+2) + \frac{a_c^4}{b^4} b(b+2)(b+4)(b+6) + \frac{a_c^4}{b^4} b(b+2)(d^2-1) \\ &\quad - \frac{4a_c^3}{b^3} b(b+2)(b+4) + \frac{2a_c^4}{b^4} b(b+2)(b+4)(d-1) - \frac{4a_c^3}{b^3} b(b+2)(d-1) \\ &= \frac{16b(b+2)}{(d+b+1)^2} + \frac{16b(b+2)(b+4)(b+6)}{(d+b+1)^4} + \frac{16b(b+2)(d^2-1)}{(d+b+1)^4} \\ &\quad - \frac{32b(b+2)(b+4)}{(d+b+1)^3} + \frac{32b(b+2)(b+4)(d-1)}{(d+b+1)^4} - \frac{32b(b+2)(d-1)}{(d+b+1)^3} \\ &= \frac{16b(b+2)}{(d+b+1)^4} \left[ (d+b+1)^2 + (b+4)(b+6) + d^2 - 1 \right. \\ &\quad \left. - 2(b+4)(d+b+1) + 2(b+4)(d-1) - 2(d+b+1)(d-1) \right] \\ &\sim \frac{32b(b+2)}{d^3}, \end{aligned}$$

as  $d \uparrow \infty$ , where we used the formulas for the moments of chi-square random variables, and  $a_c \sim \frac{2b}{d}$  for  $d \uparrow \infty$ . Therefore, it follows from Proposition 32 that we have

$$\alpha \sim 2 - \frac{d^3}{4b(b+2)} \left( \eta\sigma^2 - \frac{2b}{d+b+1} \right), \quad (\text{E.44})$$



as  $d \uparrow \infty$  and  $\eta\sigma^2 \downarrow \frac{2b}{d+b+1}$ . The proof is complete.  $\blacksquare$

When the dimension  $d$  is large, we have the following result as a corollary of Proposition 33.

**Corollary 36** *When  $d \uparrow \infty$  and  $\eta\sigma^2 \uparrow a_* \sim \frac{2b}{d+b+1} + \frac{8b(b+2)}{d^3}$ , the tail-index satisfies*

$$\alpha \sim 2 - \frac{d^3}{4b(b+2)} \left( \eta\sigma^2 - \frac{2b}{d+b+1} \right). \quad (\text{E.45})$$

**Proof** [Proof of Corollary 36] Note that by the definition of  $a_*$ ,

$$0 = \rho(a_*) = \frac{1}{2} \mathbb{E} \left[ \log \left( 1 - \frac{2a_*}{b} X + \frac{a_*^2}{b^2} X^2 + \frac{a_*^2}{b^2} XY \right) \right]. \quad (\text{E.46})$$

When the dimension  $d$  is large, i.e.  $d \uparrow \infty$ , we have  $Y \uparrow \infty$  in probability, and thus  $a_* \rightarrow 0$ . This implies that  $-\frac{2a_*}{b} X + \frac{a_*^2}{b^2} X^2 \rightarrow 0$  in probability, and hence we must have  $\frac{a_*^2}{b^2} XY \rightarrow 0$  as well. It follows that

$$0 \sim \frac{1}{2} \mathbb{E} \left[ -\frac{2a_*}{b} X + \frac{a_*^2}{b^2} X^2 + \frac{a_*^2}{b^2} XY \right], \quad (\text{E.47})$$

which implies that as  $d \uparrow \infty$ ,

$$a_* \sim a_c := \frac{2b}{d+b+1}, \quad (\text{E.48})$$

where we used  $\mathbb{E} \left[ -\frac{2a_c}{b} X + \frac{a_c^2}{b^2} X^2 + \frac{a_c^2}{b^2} XY \right] = 0$ . Note that when  $a = a_c$ ,  $\alpha = 2$ , which is not close to zero, and to get a finer approximation, using  $\log(1+x) \sim x - \frac{x^2}{2}$ , we get

$$\begin{aligned} 0 &\sim \frac{1}{2} \mathbb{E} \left[ -\frac{2a_*}{b} X + \frac{a_*^2}{b^2} X^2 + \frac{a_*^2}{b^2} XY \right] - \frac{1}{4} \mathbb{E} \left[ \left( -\frac{2a_*}{b} X + \frac{a_*^2}{b^2} X^2 + \frac{a_*^2}{b^2} XY \right)^2 \right] \\ &\sim \frac{1}{2} \mathbb{E} \left[ -\frac{2a_*}{b} X + \frac{a_*^2}{b^2} X^2 + \frac{a_*^2}{b^2} XY \right] - \frac{1}{4} \mathbb{E} \left[ \left( -\frac{2a_c}{b} X + \frac{a_c^2}{b^2} X^2 + \frac{a_c^2}{b^2} XY \right)^2 \right] \\ &\sim \frac{1}{2} \mathbb{E} \left[ -\frac{2a_*}{b} X + \frac{a_*^2}{b^2} X^2 + \frac{a_*^2}{b^2} XY \right] - \frac{8b(b+2)}{d^3}, \end{aligned}$$

where we used from the proof of Corollary 35 that

$$\mathbb{E} \left[ \left( -\frac{2a_c}{b} X + \frac{a_c^2}{b^2} X^2 + \frac{a_c^2}{b^2} XY \right)^2 \right] \sim \frac{32b(b+2)}{d^3},$$

as  $d \uparrow \infty$ . Let us write  $a_* = a_c + \epsilon$ , then as  $\epsilon \rightarrow 0$ , we have

$$0 \sim \frac{1}{2} \mathbb{E} \left[ -\frac{2a_c}{b} X + \frac{a_c^2}{b^2} X^2 + \frac{a_c^2}{b^2} XY \right] + \frac{1}{2} \mathbb{E} \left[ -\frac{2}{b} X + \frac{2a_c}{b^2} X^2 + \frac{2a_c}{b^2} XY \right] \epsilon - \frac{8b(b+2)}{d^3}, \quad (\text{E.49})$$

and we can compute that

$$\mathbb{E} \left[ -\frac{2}{b} X + \frac{2a_c}{b^2} X^2 + \frac{2a_c}{b^2} XY \right] = \left[ \frac{-2}{b} b + \frac{2a_c}{b^2} b(b+2) + \frac{2a_c}{b^2} b(d-1) \right] = 2, \quad (\text{E.50})$$

which implies that

$$\epsilon \sim \frac{8b(b+2)}{d^3}. \quad (\text{E.51})$$

Hence, we have

$$\begin{aligned} \alpha &\sim \frac{4\mathbb{E} \left[ -\frac{2}{b}X + \frac{2a_*}{b^2}X^2 + \frac{2a_*}{b^2}XY \right]}{\mathbb{E} \left[ \left( -\frac{2a_*}{b}X + \frac{a_*^2}{b^2}X^2 + \frac{a_*^2}{b^2}XY \right)^2 \right]} (a_* - \eta\sigma^2) \\ &\sim \frac{4\mathbb{E} \left[ -\frac{2}{b}X + \frac{2a_c}{b^2}X^2 + \frac{2a_c}{b^2}XY \right]}{\mathbb{E} \left[ \left( -\frac{2a_c}{b}X + \frac{a_c^2}{b^2}X^2 + \frac{a_c^2}{b^2}XY \right)^2 \right]} (a_c + \epsilon - \eta\sigma^2). \end{aligned}$$

We recall that

$$4\mathbb{E} \left[ -\frac{2}{b}X + \frac{2a_c}{b^2}X^2 + \frac{2a_c}{b^2}XY \right] = 8, \quad (\text{E.52})$$

and from the proof of Corollary 35, we have

$$\mathbb{E} \left[ \left( -\frac{2a_c}{b}X + \frac{a_c^2}{b^2}X^2 + \frac{a_c^2}{b^2}XY \right)^2 \right] \sim \frac{32b(b+2)}{d^3},$$

as  $d \uparrow \infty$ , where we used the formulas for the moments of chi-square random variables, and  $a_c \sim \frac{2b}{d}$  for  $d \uparrow \infty$ . Hence, we conclude that

$$\alpha \sim \frac{8d^3}{32b(b+2)} \left( \frac{2b}{d+b+1} + \frac{8b(b+2)}{d^3} - \eta\sigma^2 \right), \quad (\text{E.53})$$

when  $d \uparrow \infty$  is large and  $\eta\sigma^2 \uparrow \frac{2b}{d+b+1} + \frac{8b(b+2)}{d^3}$ . The proof is complete by noticing that

$$\frac{8d^3}{32b(b+2)} \left( \frac{2b}{d+b+1} + \frac{8b(b+2)}{d^3} - \eta\sigma^2 \right) = 2 - \frac{d^3}{4b(b+2)} \left( \eta\sigma^2 - \frac{2b}{d+b+1} \right). \quad (\text{E.54})$$

■

**Remark 37** We have already obtained an approximation of  $\alpha$  when  $\alpha$  lies between 0 and 2 and the dimension  $d$  is large (see Theorem 34). Fix the dimension  $d$  and batch size  $b$ , when  $a = \eta\sigma^2 \rightarrow 0$ , the tail-index  $\alpha \rightarrow \infty$ . Let us derive an approximation for the tail-index  $\alpha$  in this asymptotic regime. We recall that the tail-index  $\alpha$  is uniquely determined by

$$1 = h(\alpha) = \mathbb{E} \left[ \left( 1 - \frac{2a}{b}X + \frac{a^2}{b^2}X^2 + \frac{a^2}{b^2}XY \right)^{\alpha/2} \right], \quad (\text{E.55})$$

where  $a = \eta\sigma^2$  and  $X, Y$  are independent and  $X$  is chi-square random variable with degree of freedom  $b$  and  $Y$  is a chi-square random variable with degree of freedom  $(d-1)$ . We apply the

approximation  $(1+x)^{\alpha/2} \sim 1 + \frac{\alpha}{2}x + \frac{\frac{\alpha}{2}(\frac{\alpha}{2}-1)}{2}x^2$  to get:

$$1 \sim 1 + \frac{\alpha}{2} \mathbb{E} \left[ \left( -\frac{2\eta\sigma^2}{b}X + \frac{\eta^2\sigma^4}{b^2}X^2 + \frac{\eta^2\sigma^4}{b^2}XY \right) \right] + \frac{\frac{\alpha}{2}(\frac{\alpha}{2}-1)}{2} \mathbb{E} \left[ \left( -\frac{2\eta\sigma^2}{b}X + \frac{\eta^2\sigma^4}{b^2}X^2 + \frac{\eta^2\sigma^4}{b^2}XY \right)^2 \right].$$

Assume that  $\eta\sigma^2$  is small and ignore the higher-order terms, we get

$$\begin{aligned} \frac{\alpha}{2} &\sim 1 + \frac{2\mathbb{E} \left[ \frac{2\eta\sigma^2}{b}X \right] - 2\mathbb{E} \left[ \frac{\eta^2\sigma^4}{b^2}X^2 + \frac{\eta^2\sigma^4}{b^2}XY \right]}{\mathbb{E} \left[ \left( \frac{2\eta\sigma^2}{b}X \right)^2 \right]} \\ &= 1 + \frac{\frac{4\eta\sigma^2}{b}b - 2\frac{\eta^2\sigma^4}{b^2}(b^2 + 2b) - 2\frac{\eta^2\sigma^4}{b^2}b(d-1)}{\frac{4\eta^2\sigma^4}{b^2}(b^2 + 2b)} = \frac{b}{\eta\sigma^2(b+2)} + \frac{1}{2} - \frac{d-1}{2(b+2)}. \end{aligned}$$

Hence, we conclude that as  $\eta\sigma^2 \rightarrow 0$ , the tail-index satisfies

$$\alpha \sim \frac{2b}{\eta\sigma^2(b+2)} + 1 - \frac{d-1}{b+2}. \quad (\text{E.56})$$

Note that the approximation  $\frac{2b}{\eta\sigma^2(b+2)} + 1 - \frac{d-1}{b+2}$  is strictly increasing in  $b$ , and strictly decreasing in  $\eta$ ,  $\sigma^2$  and  $d$ , which is consistent with what we have shown before. If  $\eta\sigma^2 = \frac{2b}{d+b+1}$ , we know from Proposition 3 that the tail-index  $\alpha = 2$ . Indeed, by plugging  $\eta\sigma^2 = \frac{2b}{d+b+1}$  into the right hand side of (E.56), we get

$$\frac{2b}{\eta\sigma^2(b+2)} + 1 - \frac{d-1}{b+2} = \frac{2b(d+b+1)}{2b(b+2)} + 1 - \frac{d-1}{b+2} = 2, \quad (\text{E.57})$$

which is consistent with Proposition 3.

**Remark 38** The approximation in (E.56) is good if  $\eta\sigma^2$  is small, and every other model parameter is fixed. When  $\eta\sigma^2$  is small, and dimension  $d$  is large, a finer approximation is given by

$$\frac{\alpha}{2} \sim 1 + \frac{2\mathbb{E} \left[ \frac{2\eta\sigma^2}{b}X \right] - 2\mathbb{E} \left[ \frac{\eta^2\sigma^4}{b^2}X^2 + \frac{\eta^2\sigma^4}{b^2}XY \right]}{\mathbb{E} \left[ \left( -\frac{2\eta\sigma^2}{b}X + \frac{\eta^2\sigma^4}{b^2}X^2 + \frac{\eta\sigma^4}{b^2}XY \right)^2 \right]}, \quad (\text{E.58})$$

and we can compute that

$$\begin{aligned} &\mathbb{E} \left[ \left( -\frac{2\eta\sigma^2}{b}X + \frac{\eta^2\sigma^4}{b^2}X^2 + \frac{\eta\sigma^4}{b^2}XY \right)^2 \right] \\ &= \frac{4a^2}{b^2}b(b+2) + \frac{a^4}{b^4}b(b+2)(b+4)(b+6) + \frac{a^4}{b^4}b(b+2)(d^2-1) \\ &\quad - \frac{4a^3}{b^3}b(b+2)(b+4) + \frac{2a^4}{b^4}b(b+2)(b+4)(d-1) - \frac{4a^3}{b^3}b(b+2)(d-1) \\ &\sim \frac{4a^2}{b^2}b(b+2) + \frac{a^4}{b^4}b(b+2)d^2 - \frac{4a^3}{b^3}b(b+2)d, \end{aligned} \quad (\text{E.59})$$

where  $a = \eta\sigma^2$ . Hence, we obtain the approximation:

$$\frac{\alpha}{2} \sim 1 + \frac{\frac{4\eta\sigma^2}{b}b - 2\frac{\eta^2\sigma^4}{b^2}(b^2 + 2b) - 2\frac{\eta^2\sigma^4}{b^2}b(d-1)}{\frac{4\eta^2\sigma^4}{b^2}b(b+2) + \frac{\eta^4\sigma^8}{b^4}b(b+2)d^2 - \frac{4\eta^3\sigma^6}{b^3}b(b+2)d}, \quad (\text{E.60})$$

which yields that the tail-index  $\alpha$  can be approximated as:

$$\alpha \sim 2 + \frac{2b}{\eta\sigma^2(b+2)(1 + \frac{\eta^2\sigma^4}{4b^2}d^2 - \frac{\eta\sigma^2}{b}d)} - \frac{4(d+b+1)}{(b+2)(4 + \frac{\eta^2\sigma^4}{b^2}d^2 - \frac{4\eta\sigma^2}{b}d)}. \quad (\text{E.61})$$