

ResKD: Residual-Guided Knowledge Distillation

Xuewei Li, Songyuan Li, Bourahla Omar, and Xi Li

Zhejiang University

{3150104097, leizungjyun@zju.edu.cn, xilizju}@zju.edu.cn

Abstract. Knowledge distillation has emerge as a promising technique for compressing neural networks. Due to the capacity gap between a heavy teacher and a lightweight student, there exists a significant performance gap between them. In this paper, we see knowledge distillation in a fresh light, using the knowledge gap between a teacher and a student as guidance to train a lighter-weight student called res-student. The combination of a normal student and a res-student becomes a new student. Such a residual-guided process can be repeated. Experimental results show that we achieve competitive results on the CIFAR10/100, Tiny-ImageNet, and ImageNet datasets.

Keywords: Knowledge Distillation, Residual, Ensemble Strategy

1 Introduction

As deep learning goes deeper, state-of-the-art neural networks [13] [15] [32] improve performance, and yet demand more and more computational resources. While models with large capacity achieve high accuracy, they are impractical for resource-limited devices such as embedded systems. Knowledge distillation (KD) has emerged as a compression technique where an analogy of the teacher-student relationship is used to describe how knowledge is distilled from a powerful yet heavy network to a lightweight network by adding a loss term that encourages the student to mimic the teachers behavior.

Due to the capacity gap between a heavy teacher and a lightweight student, there is still a significant performance gap between them. Existing KD methods have made efforts to modify the loss term to improve the student’s performance [7, 29, 35, 39]. However, it is hard to strike a balance between performance and computational resources by these method.

In this paper, we see knowledge distillation in a fresh light, using the knowledge gap between a teacher and a student as guidance. The key idea of our framework is straightforward: after establishing a suitable student network, we train another lightweight network, named res-student, to learn the knowledge gap, or residual, between the teacher and the student. The combination of the student and the res-student is a new student where the res-student corrects the error of the former student. This process can be repeated with a new res-student to learn the knowledge gap between the teacher and the new student. We analyze the effectiveness of this idea and use informativeness (the metrics recently proposed) to visualize the bridging gap process.

Furthermore, we argue whether it is necessary that every test sample use all student networks because for the samples that the first student network has given a high confidence, we observe that the other student networks have little contribution. Inspired by this observation, we introduce an ensemble strategy to select which samples need using more student network and have a more accurate prediction.

We carry out experiments on several standard benchmarks. We achieve competitive performance with 19.61%, 19.22%, 44.36%, and 44.32% of the teacher’s FLOPs for CIFAR10, CIFAR100, Tiny-ImageNet, and ImageNet respectively. The experimental results show that our strategy is generic to knowledge distillation methods.

Our contributions in this paper are summarized as follows:

- We design a successive error reduction learning method that uses a series of small networks to learn from the teacher network efficiently.
- we introduce a selecting sample embedding strategy to lower the cost of additional student network and design the whole multiple stage training process with advanced NAS-based architecture.
- We evaluate our method on different datasets and perform detailed experiments that showcase the importance of each part of the framework. Our framework is also designed to be usable jointly with the latest knowledge distillation methods.

2 Related work

Knowledge distillation. Bucilă et al. pioneered the idea of transferring the knowledge from a cumbersome model to a small model [6]. Hinton et al. have popularized this idea by the concept of knowledge distillation (KD), in which a student neural network is trained with the benefit of the soft targets provided by teacher networks [14]. Compared to traditional one-hot label, the output from teacher network contains more information about the fine-grained distribution of data, which helps the student achieve better performance. KD is used in many different fields, such as Visual Question Answering [27], video task [10] etc. Also, there have been works exploring variants of knowledge distillation. Firstly, many works have focused on improving the information propagation way [30] [37] [29] [33] [36] in order to teach the student better. Secondly, the effect of different teacher is also researched. [1] [31] [39] [20] With the help of many teachers, the student is improved a lot. In [17], the authors use NAS to learn the knowledge from different teacher. Recently, several papers focus on multiple stage KD. In [26], several Teacher Assistant networks are used to transfer the knowledge from teacher more softly and effectively. In [8], the block of student is distilled one by one.

In our framework, we mainly focus on how to use a priori of the gap between the teacher and the first well-trained students and bridge it. Inspired by the idea of [26], we use a series of students compared with its TAs and use the second and more students to present the gap.

Additionally, Neural Architecture Search (NAS) is also a hot topic from NAS-Net [41] to now and has developed a lot of methods [23] [40] [3] [5]. In [24] [22] [21], searching space is modeled as a continuous space and it is possible to combine with KD. In [25], authors use NAS to make student learn the knowledge of architecture from other network. This idea is also considered in our pipeline and we have some discussion on it.

Ensemble methods. Bagging, also called bootstrap aggregating, is an algorithm to improve the total generalization performance by combining several different models [4]. Strategies to combine those models such as averaging and majority voting are known as ensemble methods. Ensembles of models perform at least as well as each of its ensemble members [19]. Ensembles have been studied extensively for improving model performance. [12] [9] [28] There are several research directions: introducing different regularization and augmentation, reducing training time [34] and saving test time [6]. We adopt ensembling to reduce our cost at test time. In our work, the models are not the same equal status and they are trained one by one. We always use the first trained student network, but it is unnecessary to use the others in any situation that will lead to more cost. We make a strategy to decide when we need to use the second or more student network(s).

3 Residual-Guided Knowledge Distillation

In this section, we present our residual-guided distillation framework in detail. First, we formulate the problem. Second, we describe our residual-guided distillation method.

3.1 Background and Notations

We first describe a general formulation of knowledge distillation, and then introduce the residual-guided knowledge distillation in this formulation.

We define a teacher network T as a function $T = f(x, w_T, \alpha_T)$, where x is an input image, w_T is the weights of T , and α_T is its architecture parameters, e.g. ResNet-110. Similarly, $S = f(x, w_S, \alpha_S)$ denotes a student network. For convenience, a network and its logits are used interchangeably. The goal of knowledge distillation is to learn w_S so that the results of student network S are as close as possible to the teacher network T .

Classic knowledge distillation from a teacher is done in two steps. First, the student architecture α_S is determined (e.g. ResNet-20). Then, w_S is optimized by

$$\operatorname{argmin}_{w_S} \sum_{i=1}^N \mathcal{L}_{KD} (f(\mathbf{x}^i, w_S, \alpha_S), f(\mathbf{x}^i, w_T, \alpha_T)), \quad (1)$$

where \mathbf{x}^i is an input image in a dataset with N training samples and \mathcal{L}_{KD} is defined as

$$\mathcal{L}_{KD}(S, y^i, T, \tau, t) = \tau \cdot t^2 \cdot \mathcal{L}(\sigma(\frac{S}{t}), \sigma(\frac{T}{t})) + (1 - \tau) \cdot \mathcal{L}_{CE}(\sigma(S), y^i), \quad (2)$$

where y^i is the label of the input image \mathbf{x}^i , σ is the softmax function, \mathcal{L}_{CE} is the conventional cross-entropy loss function, τ and t are scalar hyperparameters and \mathcal{L} is the loss between the student logits and the teacher logits, eg, Kullback–Leibler divergence loss, L2 distance loss, etc.

The optimized w_S from Eq. (1) makes the predictions obtained from $S = f(x, w_S, \alpha_S)$ as close to those obtained by $T = f(x, w_T, \alpha_T)$ as possible, but we still observe a gap Δ between the teacher and student logits:

$$\Delta = T - S, \quad (3)$$

which is what we use residual-guided distillation to reduce as follows.

3.2 Residual-Guided Learning

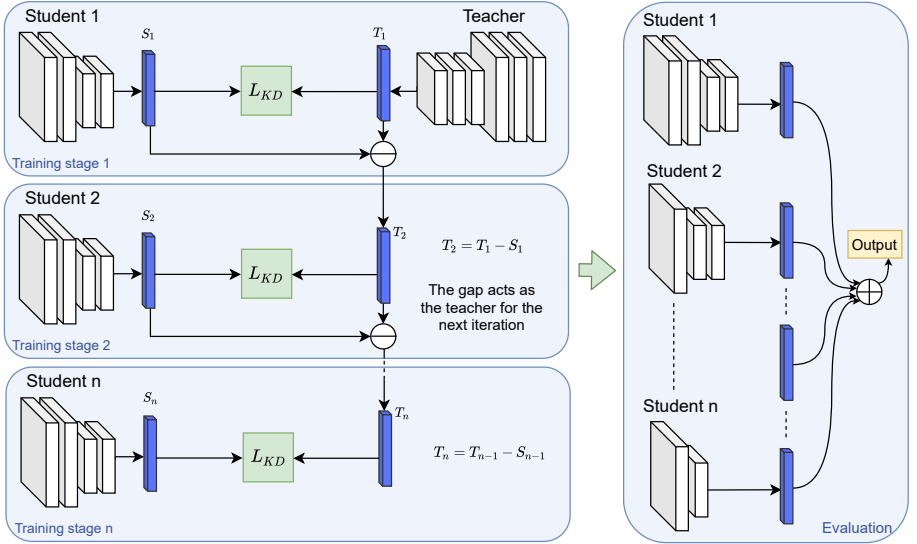


Fig. 1. Our framework.

We propose a novel framework distilling knowledge from a teacher network in a residual-guided fashion: we use the difference between a teacher and a student as guidance. Given a teacher network, we first train a student network by classic knowledge distillation. Then, we introduce another student, called res-student, to learn their difference. After that, we combine the original student and the res-student to form a new student. This process can be repeated to further bridge the gap. Fig. 1 shows our framework.

Formally, we replace the student network S with a set of n student networks $\{S_i\}_{i=1}^n$ such that S_i is a function $S_i = f(x, w_{S_i}, \alpha_{S_i})$ where w_{S_i} represents the weights of the network and α_{S_i} its architecture.

These networks will be trained in stages. In the first stage, S_1 will be trained in the classic knowledge distillation fashion with T as the teacher network. After the training, we can calculate the gap $\Delta_1 = T - S_1$ which is then used in training S_2 . Similarly, for each following stage $i+1$, we use the gap from the current stage Δ_i as the teacher network:

$$\Delta_i = T - \sum_{j=1}^i S_j \quad (4)$$

Because we want the logits of S_{i+1} close to Δ_i , we minimize L2 distance loss between these two items.

Evaluating. During the evaluation, we use all the student networks trained in all stages. We feed every network the input image independently and sum their logits to obtain the final logits:

$$S_{final} = \sum_{i=1}^n S_i \quad (5)$$

NAS-Assisted architecture. Furthermore, when we use a new student network to bridge the gap to the teacher. It is better to use NAS to get the architecture of the new student network instead of handcrafted one. When we use NAS, we also use the same knowledge distillation loss function in the search stage to find the suitable architecture.

Termination condition. From our idea of residual-guided knowledge distillation, we let the latter network bridge the gap between the teacher network and the former student network(s). We define the energy of the logits (before softmax layer) that similar with the one in physics:

$$E = \sum_{i=1}^{classes} (logits_i)^2 \quad (6)$$

On the one hand, we use this metric in order to measure the contribution of different student networks in the final result because we use the sum of them finally. On the other hand, we want to observe how much the current student networks mimic the teacher one and when the current student networks have learned the most of teachers (we set 95% as energy), we stop the training process.

3.3 Plug-and-Play Strategy

When we have stopped the training process, we begin to the optimize the strategy that we use the networks. We define the final output as:

$$output = S_1 + \sum_{i=2}^n \delta_i(S_{1,2,\dots,(i-1)}, TH_{i-1}) \cdot S_i \quad (7)$$

S_1 and S_i is the output of corresponding networks and $\delta_i()$ is a function which value is either 0 or 1. For $\delta_i()$, We compare $\max(\text{softmax}(S_1 + \sum_{j=2}^{i-1} \delta_j \cdot S_j))$ and

TH_{i-1} (when $i = 2$, compare $\max(S_1)$ and TH_1), if TH_{i-1} is larger that means the confidence of the final prediction is still high enough and we should use more student network and $\delta_i() = 1$. if TH_{i-1} is equal or smaller, the confidence is enough and $\delta_i() = 0$.

The last question is to determine the threshold TH_i that means we should know how much confidence is enough. We deal with this problem by observing the change of performance on validation datasets (sampled from training set). We decrease the threshold from 1 to 0 with small step (e.g. 0.01). When the performance start decreasing, we think the threshold is too small and use the value of threshold current plus step as TH_i . For example, we first use network S_1 and S_2 in all validation sample and calculate the performance $ERROR_{1+2}$. With TH_1 decreasing, the less and less frequent we use S_2 and the final performance start getting worse. When the error rate is more than $1.05 \cdot ERROR_{1+2}$. We stop the process and set TH_1 as the *threshold* + 0.01.

3.4 ResKD: The Whole Framework

When faced with a knowledge distillation problem, our first step is to train a student network S_1 (which can be hand picked or searched and S_1 mainly decides the performance and cost level of the final networks) and use the teacher network T as the guiding influence. The second step consists of adding another student S_2 that will learn from the residual $\Delta_1 = T - S_1$ that is incurred by the difference between T and S_1 . Both the architecture and operation parameters are learned in this step. After S_2 trained, we compare the energy of $S_1 + S_2$ with T s. If $S_1 + S_2$ have mimicked the most part, we stop the training process or we go ahead to find S_3, S_4 etc. After the training process, we apply our embedding strategy to our student networks and find the value of threshold numbers. Additionally, our pipeline can jointly use with other advanced knowledge distillation strategy such as DML in Sec 4.2. Algorithm 1 illustrates this described process.

4 Experiments

In this section, we firstly introduce the datasets and protocol we used in Sec 4.1. We do ablation study in Sec 4.2 to evaluate the two parts of our strategy independently and show results on more datasets in Sec 4.3. Also, we do some discussion in Sec 4.4.

4.1 Datasets and Protocol

For hardware environment, we train all of our models on a server with 4 NVIDIA GTX 1080Ti.

CIFAR-10/100. CIFAR-10/CIFAR-100 is a labeled subset of the 80 million tiny images dataset for object recognition. CIFAR-10/CIFAR-100 contains 60000 32×32 RGB images in 10/100 classes, with 5000 images per class for training and 1000 images per class for testing. On CIFAR-10 and CIFAR-100, our data

Algorithm 1: RG-KD

Input : Training set $\{(\mathbf{x}^i, y^i)\}_{i=1}^N$ and teacher network $T=(\alpha_T, w_T)$.
Output: number of student networks n , a set of trained student networks $\{S_i\}_{i=1}^n$, a set of threshold value $TH_1, TH_2 \dots TH_{n-1}$

- 1 set $Teacher(x) = f(x, \alpha_T, w_T)$ and $i = 0$;
- 2 **while** $< 95\%$ energy is represented **do**
- 3 $i = i + 1$ Initialize_Student_Parameters(w_{S_i}, α_{S_i});
- 4 execute the search period to learn α_{S_i} and w_{S_i} from *Teacher*;
- 5 Reinitialize_Parameters(w_{S_i})
- 6 execute the fine tuning period to learn the final values for the parameters w_{S_i} from *Teacher*;
- 7 $S_i = (\alpha_{S_i}, w_{S_i})$
- 8 $Teacher(x) = Teacher(x) - f(x, \alpha_{S_i}, w_{S_i})$;
- 9 **end**
- 10 $n = i$ and $S_{current} = S_1$
- 11 **for** $j = 1, \dots, n - 1$ **do**
- 12 **for** TH_j decreases from 1 to 0, step = 0.01 **do**
- 13 **if** $S_{current}$ and S_{j+1} using threshold i doesn't have comparable performance with $S_{current} + S_{j+1}$ **then**
- 14 $TH_j = TH_j + 0.01$, exit **for**
- 15 **end**
- 16 **end**
- 17 renew $S_{current}$ as $S_{current}$ and S_{j+1} using threshold TH_j
- 18 **end**

Return: The parameters of the series of neural networks $\{S_i\}_{i=1}^n$ and a set of threshold value $TH_1, TH_2 \dots TH_{n-1}$.

preprocessing is the same in : 4 pixels are padded on each side, a 32×32 crop is randomly sampled from the padded image or its horizontal flip. For testing, we only evaluate the single view of the original 32×32 image. When we train ResNet [13] series networks, we used the same hyper-parameter as we replicate the common result with SGD-Momentum strategy baselines. In detail, we set the momentum to 0.9 and set the weight decay to 0.0001, following a standard learning rate schedule that from 0.1 to 0.01 at 60% (CIFAR-10)/50%(CIFAR-100) training and to 0.001 at 80% (CIFAR-10)/75%(CIFAR-100). We use 250/200 epochs on CIFAR-10/ CIFAR-100 respectively.

Tiny-ImageNet. Tiny-ImageNet is an image classification dataset which has about 100000 training images and 10000 validation images with 200 classes. It is more difficult than CIFAR-100. On Tiny-ImageNet, we do random resized crop to 224×224 first, apply random horizontal flip and normalize them in the end. For testing, we only resize the pictures to 224×224 . We also used the same hyper-parameter as we replicate the common result with SGD-Momentum strategy baselines. In detail, we set the momentum to 0.9 and set the weight decay to 0.0001, following a standard learning rate schedule that from 0.1 to 0.01 at 40th epoch, to 0.001 at 80th epoch and to 0.0001 at 120th epoch. For the network that

given by neural architecture search, we use the similar setting as [21]. We set the momentum to 0.9, set the weight decay to 0.0003, we use the Cosine Power Annealing learning rate schedule to control the learning rate from 0.1 to 0.0001. We use 63 epochs in all. For simplicity, we use the architecture proposed by [21] for ImageNet.

ImageNet. ImageNet is an image classification dataset which has about 1.2M training images and 50K validation images with 1000 classes. On ImageNet, we do random resized crop to 224×224 first, apply random horizontal flip and normalize them in the end. For testing, we only resize the pictures to 224×224 . When we train ResNet series networks, we used the same hyper-parameter as we replicate the common result with SGD-Momentum strategy baselines. In detail, we set the momentum to 0.9 and set the weight decay to 0.0001, following a standard learning rate schedule that from 0.1 to 0.01 at 30th epoch, to 0.001 at 60th epoch and to 0.0001 at 80th epoch. For the network that given by neural architecture search, we use the same setting as we do in Tiny-ImageNet one.

When we embed a new network to the existing networks, we first use all networks for every sample and observe the performance. Secondly, we begin to choose the threshold. We do as the latter part of Algorithm 1 and set comparable performance as the error rate growth around relatively 1% (e.g. 28% to 28.28%).

4.2 Ablation Study

Residual-guided learning. We validate the benefit of using our multiple-stage residual-guided knowledge distillation compared with normal embedding strategy. Firstly, we compare our framework with the same network with one stage knowledge distillation. We do this experiment on CIFAR-10. In Table 3, T means we use ResNet-110 with SGD-M as the teacher network in this experiment. S_1 -SGD means we use ResNet-20 with SGD-M as one of the baselines. S_1 -KD means we use ResNet-20 with classic knowledge distillation as the first student network. embedding and trained together use the same architecture as the one that our gradual knowledge distillation use in evaluating (feed ResNet-14 and ResNet-20 the input image independently and sum their logits), but their training strategy is different. embedding means training ResNet-14 and ResNet-20 independently and using the sum of their logits in evaluating, trained together means training the whole architecture together and using it for evaluating.

From the result in the Table 3, the results of last three rows share the same network architecture, have different training strategy and is better than the baselines. Furthermore, Our strategy also show better performance than the other two, because of using a second network to bridge the gap between the teacher.

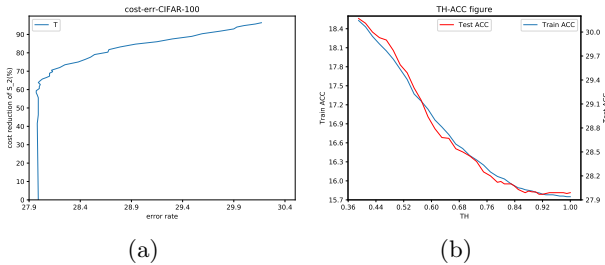
In Table 2, we let number of stages grow and observe the performance. 110-SGD(T), 20-SGD and 20-KD(S_1) means the same as the ablation experiments. The expression of X-Y-Z-W means we use ResNet-X as S_1 , use ResNet-Y as S_2 , use ResNet-Z as S_3 and use ResNet-W as S_4 . We can know that the performance improves with the number of stages growing in both datasets.

Table 1. Performance of ResNet series networks on CIFAR-100 using different KD strategy

Method	performance	parameters(M)	FLOPs
T	72.44	1.734	255M
S_1 -SGD	68.82	0.276	41M
S_1 -KD	70.13	0.276	41M
$S_1 + S_2$ -KD	72.01	0.454	68M
$S_1 + S_2$ -KD(strategy)	71.82	0.454	49M
S_1 -DML	68.29	0.276	41M
$S_1 + S_2$ -DML	70.05	0.454	68M
$S_1 + S_2$ -DML(strategy)	69.92	0.454	51M

Table 2. Comparison on ResNet series for more stages residual-guided knowledge distillation on CIFAR-10/100

Method	performance	parameters(M)	FLOPs
110-SGD(T)	94.19/72.44	1.728/1.734	255M/255M
20-SGD	91.8/68.822	0.273/ 0.276	41M/41M
20-KD(S_1)	92.76/70.13	0.273/0.276	41M/41M
20-14	93.5/72.01	0.442/ 0.454	68M/68M
20-20	93.57/72.22	0.539/0.551	82M/82M
20-14-14	93.79/72.42	0.615/0.632	94M/94M

**Fig. 2.** (a)the relationship between the final performance and the saving calculating cost of S_2 .(b) the tendency of validation accuracy (which is sampled from train set) and test accuracy with the threshold changing. (c) the difference of energy for different networks

Plug-and-play strategy. We valid this part on CIFAR-100. We use ResNet-110 as teacher network and ResNet-20 as S_1 and ResNet-14 as S_2 . According to fig. 2 (b), the red line show the test performance (with the right y axis) and the blue one show the validation performance (with the left y axis). We can observe the change of performance with changing threshold clearly and it is easy to know that the tendency of test performance is the same as the one of validation performance. It is reasonable that we use the validation performance to decide the value of threshold and it can be expected that the value of threshold is also effective on test set. Furthermore, we research the change of error rate and calculating cost reduction of S_2 . According to Fig 2 (a), we can observe that we can earn a considerable saving of calculating cost with the cost of little performance.

Table 3. Comparison on ResNet series for residual-guided knowledge distillation on CIFAR-10/100

Method(CIFAR-10/100)	performance	FLOPs
T	94.19/72.44	255M/255M
S_1 -SGD	91.82/68.82	41M/41M
S_1 -KD	92.76/70.13	41M/41M
embedding	93.35/70.41	68M/68M
trained together	93.18/70.85	68M/68M
Ours	93.53/71.82	50M/49M

4.3 More Datasets

To evaluate our whole pipeline, we use all our modules to observe the performance on several datasets and observe the performance. On CIFAR-100, we use both normal knowledge distillation and DML as the knowledge distillation method and we only use normal knowledge distillation on ImageNet and Tiny-ImageNet for validation. For each result in Table 1 and 4, we can see that our pipeline improves the performance with little extra cost.

in Table 1, T means we use ResNet-110 with SGD-M as the teacher network in CIFAR-100 experiment. S_1 -SGD means we use ResNet-20 with SGD-M as one of the baselines. S_1 means we use ResNet-20 with classic knowledge distillation as the first student network. $S_1 + S_2$ means student network one is ResNet-20 and the second one is ResNet-14. KD and DML indicate the knowledge distillation method. KD means the normal one and DML means the DML strategy. (strategy) means using the embedding strategy we propose.

in Table 4, T means we use ResNet-50 with SGD-M as the teacher network in Tiny-ImageNet and ImageNet experiments. S_1 -SGD means we use ResNet-18 with SGD-M as one of the baselines. S_1 -KD means we use ResNet-18 with classic knowledge distillation as the first student network. $S_1 + S_2$ means student

network one is ResNet-18 and the second one is a NAS-based architecture (that we will show in Supplementary material). (strategy) means using the embedding strategy we propose. We use normal knowledge distillation here.

Table 4. Performance on Tiny-ImageNet/ImageNet

Method(Tiny/ImageNet)	performance	parameters(M)	FLOPs
T	29.58/24.50	23.81/ 24.37	4110M/4113M
S_1 -SGD	33.68/30.84	10.76/11.15	1819M/1820M
S_1 -KD	32.10/29.98	10.76/11.15	1819M/1820M
S_1+S_2	29.68/28.56	16.21/16.60	1830M/1831M
S_1+S_2 (strategy)	29.92/28.84	16.21/16.60	1823M/1823M

4.4 Discussion

Different loss functions. To validate our pipeline can fit normal loss function in knowledge distillation loss, we use Kullback-Leibler divergence loss instead of L2 distance loss and observe the results on CIFAR-10. In Table 5, we can learn that Kullback-Leibler divergence loss work as well as the L2 distance loss.

Different KD methods. To validate the compatibility of our framework and other advanced knowledge distillation method, we use attention transfer and our residual-guided module jointly. The result is shown in Table 5.

Table 5. Comparison on ResNet series for L2 and KL loss on CIFAR-10

Method	performance	parameters(M)	FLOPs
110-SGD(T)	94.19	1.728	255M
20-SGD	91.82	0.273	41M
20(L2)	92.99	0.273	41M
20(KL)	92.76	0.273	41M
20-14(L2)	93.13	0.442	68M
20-14(KL)	93.56	0.442	68M
20-20(L2)	93.30	0.539	82M
20-20(KL)	93.57	0.539	82M
20-20-20(L2)	93.92	0.809	123M
20-20-20(KL)	93.93	0.809	123M
20-DML(S_1)	92.76	0.273	41M
20-14-DML	93.35	0.442	68M

5 Analysis: Why Residual-Guided Learning Work

In our loss function, there are two items: the common CE loss and the loss between T and S . The CE loss item is always necessary because this item guide the network to approach the true direction during training process and in this part, we try to shed some light on why and how our residual-guided module helps the training process.

5.1 Theoretical Analysis

Firstly, we should find a suitable way to quantified representation the gap between T and S . Inspired by [38], because the training data contribute to optimization via gradients, so we measure the informativeness of training examples by analyzing their resulting gradients. The gap of informativeness for a training example between S and T in iteration t with input image x_i (θ are trained parameters in S) is defined as:

$$gap_info(x_i, S, T, t) = \|\nabla_{\theta_t} \mathcal{L}(S(x_i), T(x_i))\|_2 \quad (8)$$

However, computing this distribution of gradient norm directly is computationally prohibitive. Instead, we need to estimate the upper bound $\hat{gap_info}$ for gap_info firstly. As the beginning, we should find a proper expression for the trained student network S . Just as [18], for simplicity, we use mutli-layer perceptron without bias as the model to create our notation system. Although our notations describe only MLPs without bias, our analysis holds for any affine transformation followed by a Lipschitz continuous non-linearity. Therefore, our reasoning can naturally extend to CNNs. For simplicity, we omit the superscript t when no ambiguity is made that means for a common iteration situation in train process. Let $\theta^{(l)} \in \mathcal{R}^{M_l \times M_{l-1}}$ be the weight matrix for layer l and $\sigma^{(l)}()$ be a Lipschitz continuous activation function, then we have

$$\begin{aligned} x^{(0)} &= x_i, \\ h^{(l)} &= \theta^{(l)} x^{(l-1)}, \\ x^{(l)} &= \sigma^{(l)}(h^{(l)}), \\ f(x, \theta) &= x^{(L)} \end{aligned} \quad (9)$$

For a certain layer l and a certain sample x_i , we have:

$$\Sigma'_l(h^{(l)}) = diag(\sigma'^{(l)}(h_1^{(l)}), \sigma'^{(l)}(h_2^{(l)}) \dots \dots, \sigma'^{(l)}(h_{M_l}^{(l)})) \quad (10)$$

$$\Pi^{(l)} = \Sigma'_L(h^{(l)}) \prod_{i=l}^{L-1} \Sigma'_i(h^{(i)}) \theta_{i+1}^T \quad (11)$$

\mathcal{L} is the loss function $\mathcal{L}(S(x_i), T(x_i))$ in Eq. (8). The gap_info^l is the informativeness of the parameters in layer l and it can be expressed as:

$$\begin{aligned} gap_info^l &= \|(\Pi^{(l)} \nabla_{x^{(L)}} \mathcal{L})(x^{(l-1)})^T\|_2 \\ &\leq \|(\Pi^{(l)}\|_2 \|(x^{(l-1)})^T\|_2 \|\nabla_{x^{(L)}} \mathcal{L}\|_2 \end{aligned} \quad (12)$$

Various weight initialization [11] and activation normalization techniques [16], [2] uniformise the activations across samples. As a result, the variation of the gradient norm is mostly captured by the gradient of the loss function with respect to the pre-activation outputs of the last layer of our neural network. Consequently we can derive the following upper bound to the gradient norm of all the parameters. Supposed that C_{max} is a constant:

$$gap_info \leq C_{max} \|\nabla_{x^{(L)}} \mathcal{L}\|_2 \quad (13)$$

Based on Eq. (13), we set:

$$gap_info = C_{max} \|\nabla_{x^{(L)}} \mathcal{L}\|_2 \quad (14)$$

For our method, we use L2 distance loss function to measure the difference between current student network and current gap:

$$\mathcal{L} = (S - T)^2 \quad (15)$$

We calculate the first derivative of our loss function:

$$\nabla_{x^{(L)}} \mathcal{L} = 2(S - T) \quad (16)$$

According to Eq. (16) and (13) and set $C_1 = 2C_{max}$, we have the upper bound of S_1, S_2, S_3, S_n in residual knowledge distillation. S_i^* is the result that the S_i has been optimized well:

$$\begin{aligned} gap_info_{s_1} &= C_1 \|S_1 - T\|_2 \\ gap_info_{s_2} &= C_1 \|S_2 - (T - S_1^*)\|_2 \\ gap_info_{s_3} &= C_1 \|S_3 - (T - S_1^* - S_2^*)\|_2 \\ &\dots\dots \end{aligned} \quad (17)$$

With proper optimization for S_2 , we have the best S_2^* . The best S_2^* is better than other value of S_2 include that S_2 always equals 0.

$$\begin{aligned} gap_info_{s_2} &\leq C_1 \|0 - (T - S_1^*)\|_2 \\ &\leq gap_info_{s_1} \end{aligned} \quad (18)$$

We rewrite Eq. (18) and get similar conclusion of other equations, and set $\Delta_i \geq 0$:

$$\begin{aligned} gap_info_{s_1} &= gap_info_{s_2} + \Delta_1 \\ gap_info_{s_2} &= gap_info_{s_3} + \Delta_2 \\ &\dots\dots \\ gap_info_{s_{n-1}} &= gap_info_{s_n} + \Delta_{n-1} \end{aligned} \quad (19)$$

We add all the equations in Eq. (19):

$$gap_info_{s_1} = gap_info_{s_n} + \sum_{i=1}^{n-1} \Delta_i \quad (20)$$

S_i^* is the best result of optimizing S_i to approach $T - \sum_{j=1}^{i-1} S_j$, so we suppose that when we have optimized S_i^* , $gap_info_{s_i}$ has changed to $k_i(T - \sum_{j=1}^{i-1} S_j)$ and $k_i \in (0, 1)$. In this constraint, $gap_info_{s_i}$ can be rewritten as:

$$\Delta_i = k_i gap_info_{s_{i-1}}, k_i \in (0, 1) \quad (21)$$

When the S_i becomes weaker, the k_i becomes larger and the network S_i bridge the gap better. Also the $gap_info_{s_i}$ can be rewritten as:

$$gap_info_{s_i} = \left(\prod_{j=2}^i (1 - k_j) \right) (T - S_1^*), \quad (22)$$

$$k_j \in (0, 1)$$

We can learn that the final performance of the all i student networks is depended on the expression ability of the each one and the number of student networks. In Sec 4.2, we will show some results that how the choice of each student network and the number of student networks affect the final performance.

Additionally, for common loss function, we can also use our strategy. We can first use the Taylor expansion of vector functions around point T to approximate the first-order derivative of logits and have a linear expression of the gap_info and then use the similar process previously mentioned. To validate this generalization, we also use Kullback-Leibler divergence loss in our pipeline in Sec 4.2.

5.2 Empirical Analysis

We empirically verify the suppose in Sec 3.2 that the expression ability of student networks will influence the gap_info . We observe the average gap_info and the average logits distribution samples that any our residual-guided model predicts correctly and S_1 gives the wrong prediction. We do this test on CIFAR-10 and choos ResNet-110 as the teacher network and Resnet-20 as the S_1 . When we focus on S_3 , we set Resnet-20 as S_2 and observe how different student network S_3 affects the final performance.

When comes to the difference among the number of student networks, the results are shown in Table 6. When we use a second student network S_2 to bridge the gap between T and S_1 , the output of $S_1 + S_2$ is more similar to the output of T (the average second norm to T is less) and the gap_info is smaller than S_1 one. Similarly, when we use S_3 , the output of $S_1 + S_2 + S_3$ is more likely to T and the gap_info continues decreasing. When we use ResNet-20 for S_1, S_2 and S_3 , the gap_info is about the half of S_1 .

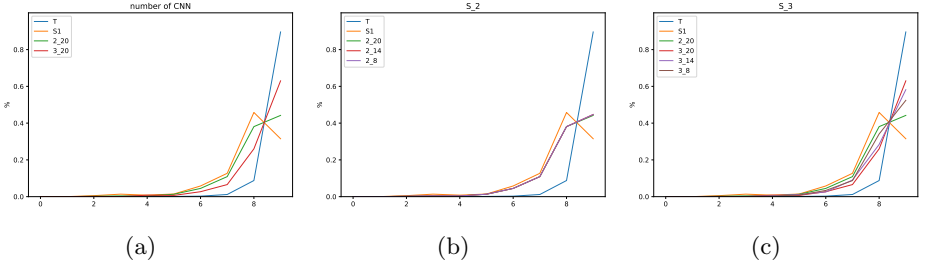


Fig. 3. (a) the distribution of one, two and three student network compared with the teachers. (b) the distribution of different student network S_2 compared with the teacher's when S_1 is the same. (c) the distribution of different student network S_3 compared with the teacher's when S_1 and S_2 are the same.

We rerank the logits of every sample and calculate the average logits also on the samples that any our residual-guided model predicts correctly and S_1 gives the wrong prediction, we can directly observe the result according to Fig 3 (a). In this figure, we can learn that with the more student networks is, the more likely the final logits distribution is compared with the distribution of teacher network's.

network	performance	L_2 to T	gap_info/C_1 to T	bridging % to S_1	bridging % to $S_2 - 20$
T	94.19	-	-	-	-
S_1	93.06	0.90	1.73	-	-
$S_2 - 20$	93.35	0.61	1.37	20.96	-
$S_2 - 14$	93.27	0.74	1.53	11.44	-
$S_2 - 8$	93.03	0.82	1.64	5.56	-
$S_3 - 20$	93.95	0.37	0.89	48.67	35.06
$S_3 - 14$	93.84	0.43	1.03	40.44	24.65
$S_3 - 8$	93.55	0.49	1.15	33.48	15.85

Table 6. Gap_info of different student network(s) to T

When comes to the comparison between among different latest student networks, the results are shown in Table 6, When we use two student network, different S_2 can cause very different performance. When we use ResNet-20, ResNet-14, ResNet-8 to for S_2 , the degree of bridging gap ranges from 5.56 to 20.96. When we use ResNet-20 as S_2 and use three different CNNs as S_3 like former situation, the degree of bridging gap ranges from 33.48 to 48.67.

We also rerank the logits of every sample and calculate the average logits also on the samples that any our residual-guided model predicts correctly and S_1 gives the wrong prediction, we can easily find that the better the new student

network is, the closer output of student networks to T according to Fig 3 (b) and (c).

6 Conclusion

We studied an under-explored yet important field in Knowledge Distillation of neural networks. We showed that bridging the gap between student and teacher networks is a key to improve knowledge distillation and better the new student network is, more the gap is bridged. we propose our Residual-Guided Auto-Distillation framework to realize this strategy. We validate the effectiveness of our approach in various datasets and studied its properties both empirically and theoretically.

References

1. Ba, J., Caruana, R.: Do deep nets really need to be deep? In: Advances in neural information processing systems. pp. 2654–2662 (2014)
2. Ba, J.L., Kiros, J.R., Hinton, G.E.: Layer normalization. arXiv preprint arXiv:1607.06450 (2016)
3. Bender, G.: Understanding and simplifying one-shot architecture search (2019)
4. Breiman, L.: Bagging predictors. *Machine learning* **24**(2), 123–140 (1996)
5. Brock, A., Lim, T., Ritchie, J.M., Weston, N.: Smash: one-shot model architecture search through hypernetworks. arXiv preprint arXiv:1708.05344 (2017)
6. Bucilă, C., Caruana, R., Niculescu-Mizil, A.: Model compression. In: Proceedings of the 12th ACM SIGKDD international conference on Knowledge discovery and data mining. pp. 535–541 (2006)
7. Cho, J.H., Hariharan, B.: On the efficacy of knowledge distillation. In: Proceedings of the IEEE International Conference on Computer Vision. pp. 4794–4802 (2019)
8. Choi, H., Lee, Y., Yow, K.C., Jeon, M.: Block change learning for knowledge distillation. *Information Sciences* **513**, 360–371 (2020)
9. Dietterich, T.G.: Ensemble methods in machine learning. In: International workshop on multiple classifier systems. pp. 1–15. Springer (2000)
10. Fu, K., Shi, P., Song, Y., Ge, S., Lu, X., Li, J.: Ultrafast video attention prediction with coupled knowledge distillation
11. Glorot, X., Bengio, Y.: Understanding the difficulty of training deep feedforward neural networks. In: Proceedings of the thirteenth international conference on artificial intelligence and statistics. pp. 249–256 (2010)
12. Hansen, L.K., Salamon, P.: Neural network ensembles. *IEEE transactions on pattern analysis and machine intelligence* **12**(10), 993–1001 (1990)
13. He, K., Zhang, X., Ren, S., Sun, J.: Deep residual learning for image recognition. In: Proceedings of the IEEE conference on computer vision and pattern recognition. pp. 770–778 (2016)
14. Hinton, G., Vinyals, O., Dean, J.: Distilling the knowledge in a neural network. arXiv preprint arXiv:1503.02531 (2015)
15. Huang, G., Liu, Z., Van Der Maaten, L., Weinberger, K.Q.: Densely connected convolutional networks. In: Proceedings of the IEEE conference on computer vision and pattern recognition. pp. 4700–4708 (2017)
16. Ioffe, S., Szegedy, C.: Batch normalization: Accelerating deep network training by reducing internal covariate shift. arXiv preprint arXiv:1502.03167 (2015)
17. Kang, M., Mun, J., Han, B.: Towards oracle knowledge distillation with neural architecture search
18. Katharopoulos, A., Fleuret, F.: Not all samples are created equal: Deep learning with importance sampling. arXiv preprint arXiv:1803.00942 (2018)
19. Krogh, A., Vedelsby, J.: Neural network ensembles, cross validation, and active learning. In: Advances in neural information processing systems. pp. 231–238 (1995)
20. Lan, X., Zhu, X., Gong, S.: Knowledge distillation by on-the-fly native ensemble. In: Proceedings of the 32nd International Conference on Neural Information Processing Systems. pp. 7528–7538. Curran Associates Inc. (2018)
21. Li, G., Zhang, X., Wang, Z., Li, Z., Zhang, T.: Stacnas: Towards stable and consistent optimization for differentiable neural architecture search. arXiv preprint arXiv:1909.11926 (2019)

22. Liang, H., Zhang, S., Sun, J., He, X., Huang, W., Zhuang, K., Li, Z.: Darts+: Improved differentiable architecture search with early stopping. arXiv preprint arXiv:1909.06035 (2019)
23. Liu, C., Zoph, B., Neumann, M., Shlens, J., Hua, W., Li, L.J., Fei-Fei, L., Yuille, A., Huang, J., Murphy, K.: Progressive neural architecture search. In: Proceedings of the European Conference on Computer Vision (ECCV). pp. 19–34 (2018)
24. Liu, H., Simonyan, K., Yang, Y.: Darts: Differentiable architecture search. arXiv preprint arXiv:1806.09055 (2018)
25. Macko, V., Weill, C., Mazzawi, H., Gonzalvo, J.: Improving neural architecture search image classifiers via ensemble learning. arXiv preprint arXiv:1903.06236 (2019)
26. Mirzadeh, S.I., Farajtabar, M., Li, A., Levine, N., Matsukawa, A., Ghasemzadeh, H.: Improved knowledge distillation via teacher assistant
27. Mun, J., Lee, K., Shin, J., Han, B.: Learning to specialize with knowledge distillation for visual question answering. In: Bengio, S., Wallach, H., Larochelle, H., Grauman, K., Cesa-Bianchi, N., Garnett, R. (eds.) *Advances in Neural Information Processing Systems* 31, pp. 8081–8091. Curran Associates, Inc. (2018)
28. Opitz, D., Maclin, R.: Popular ensemble methods: An empirical study. *Journal of artificial intelligence research* **11**, 169–198 (1999)
29. Peng, B., Jin, X., Liu, J., Li, D., Wu, Y., Liu, Y., Zhou, S., Zhang, Z.: Correlation congruence for knowledge distillation. In: Proceedings of the IEEE International Conference on Computer Vision. pp. 5007–5016 (2019)
30. Romero, A., Ballas, N., Kahou, S.E., Chassang, A., Gatta, C., Bengio, Y.: Fitnets: Hints for thin deep nets. In *ICLR* (2015)
31. Sau, B.B., Balasubramanian, V.N.: Deep model compression: Distilling knowledge from noisy teachers. arXiv preprint arXiv:1610.09650 (2016)
32. Tan, M., Le, Q.V.: Efficientnet: Rethinking model scaling for convolutional neural networks. arXiv preprint arXiv:1905.11946 (2019)
33. Tung, F., Mori, G.: Similarity-preserving knowledge distillation
34. Xie, J., Xu, B., Chuang, Z.: Horizontal and vertical ensemble with deep representation for classification. arXiv preprint arXiv:1306.2759 (2013)
35. Xie, Q., Hovy, E., Luong, M.T., Le, Q.V.: Self-training with noisy student improves imagenet classification. arXiv preprint arXiv:1911.04252 (2019)
36. Yim, J., Joo, D., Bae, J., Kim, J.: A gift from knowledge distillation: Fast optimization, network minimization and transfer learning. In: Proceedings of the IEEE Conference on Computer Vision and Pattern Recognition. pp. 4133–4141 (2017)
37. Zagoruyko, S., Komodakis, N.: Paying more attention to attention: Improving the performance of convolutional neural networks via attention transfer. arXiv preprint arXiv:1612.03928 (2016)
38. Zhang, X.Y., Zhang, L., Zheng, Z.Y., Liu, Y., Bian, J.W., Cheng, M.M.: Adasample: Adaptive sampling of hard positives for descriptor learning. arXiv preprint arXiv:1911.12110 (2019)
39. Zhang, Y., Xiang, T., Hospedales, T.M., Lu, H.: Deep mutual learning. In: Proceedings of the IEEE Conference on Computer Vision and Pattern Recognition. pp. 4320–4328 (2018)
40. Zhong, Z., Yan, J., Wu, W., Shao, J., Liu, C.L.: Practical block-wise neural network architecture generation. In: Proceedings of the IEEE conference on computer vision and pattern recognition. pp. 2423–2432 (2018)
41. Zoph, B., Vasudevan, V., Shlens, J., Le, Q.V.: Learning transferable architectures for scalable image recognition. In: Proceedings of the IEEE conference on computer vision and pattern recognition. pp. 8697–8710 (2018)