

Client-Server Identification Protocols with Quantum PUF

Mina Doosti ^{*1}, Niraj Kumar ^{†1}, Mahshid Delavar¹, and Elham Kashefi^{1,2}

¹School of Informatics, 10 Crichton St., University of Edinburgh, United Kingdom

²CNRS, LIP6, Sorbonne Université, 4 place Jussieu, 75005 Paris, France

Abstract

Recently, major progress has been made towards the realisation of the quantum internet to enable a broad range of applications that would be out of reach for classical internet. Most of these applications such as delegated quantum computation require running a secure identification protocol between a low-resource and a high-resource party to provide secure communication. Physical Unclonable Functions (PUFs) have been shown as resource-efficient hardware solutions for providing secure identification schemes in both classical and quantum settings. In this work, we propose two identification protocols based on quantum PUFs (qPUFs) as defined by Arapinis et al. In the first protocol, the low-resource party wishes to prove its identity to the high-resource party and in the second protocol, it is vice versa. Unlike existing identification protocols based on Quantum Read-out PUFs which rely on the security against a specific family of attacks, our protocols provide provable exponential security against any Quantum Polynomial-Time (QPT) adversary with resource-efficient parties. We provide a comprehensive comparison between the two proposed protocols in terms of resources such as quantum memory and computing ability required in both parties as well as the communication overhead between them. A stand-out feature of our second protocol is secure identification of a high-resource party by running a purely classical verification algorithm. This is achieved by delegating quantum operations to the high-resource party and utilising the resulting classical outcomes for identification.

^{*}m.doosti@sms.ed.ac.uk

[†]nkumar@exseed.ed.ac.uk

Contents

1	Introduction	3
2	Preliminaries	5
2.1	Quantum Physical Unclonable Functions	5
2.2	Quantum Adversarial Model and Security Definitions	6
2.3	Quantum Equality Tests	8
2.3.1	SWAP test	8
2.3.2	Generalised SWAP test	9
2.3.3	Abstract and ideal quantum Equality test	10
3	Description of qPUF-based identification protocol	11
4	Notations	11
5	qPUF identification protocol with high-resource verifier	12
5.1	Protocol description	12
5.2	Verification with SWAP test	14
5.2.1	hrv-id-SWAP protocol completeness	15
5.2.2	hrv-id-SWAP protocol soundness	15
5.3	Verification with GSWAP test	17
5.3.1	hrv-id-GSWAP protocol completeness	18
5.3.2	hrv-id-GSWAP protocol soundness	18
6	qPUF identification protocol with low-resource verifier	20
6.1	Protocol description	20
6.2	cVer algorithm	22
6.3	Verification using delegated-SWAP test and cVer algorithm	23
6.3.1	hrv-id protocol completeness	24
7	hrv-id protocol soundness	25
7.1	Security against classical adversary	25
7.2	Security against quantum adversary	30
7.2.1	Collective attack strategy	30
7.2.2	Coherent Strategy	32
7.2.3	Classical and Quantum Strategies	34
7.3	Protocol generalisation to arbitrary distribution of traps	34
8	Resource comparison of protocols	37
9	Discussion	38
A	Appendix	40
A.1	Selective unforgeability of unknown unitary qPUFs	40
A.2	Average probability convergence	42

1 Introduction

The recent advances in developing the quantum internet have enabled a broad range of applications from simple secure communication all the way to delegated quantum computation, with no counterparts in classical networks [1, 2, 3, 4, 5, 6, 7, 8]. For most of such applications, a key security feature is the ability of secure authentication which provides a central role in performing secure communications over untrusted channels [9, 10, 11]. Amongst different types of required security features, including confidentiality and authentication of data, mutual entity authentication is a crucial, yet most neglected, aspect [12]. Entity authentication also referred to as *identification*, is a method to prove the identity of one party called *prover* to another party called *verifier*. The focus of this work is to propose resource-efficient solutions for the purpose of mutual entity authentication between two parties in a quantum network by exploring the advantages of quantum communication. We consider both complementary scenarios where either the trusted verifier or a potentially malicious prover has limited resources in the identification protocol. To motivate the two scenarios better, consider the quantum cloud service platforms that are commercially available today such as Rigetti, IBM among others. In the first setting, a client with a low quantum resource (such as the one defined in [13]) wishes to identify a high-resource quantum centre that they perhaps have had a previous contract with, before proceeding to access their platform and load its sensitive data. In the complementary setting, the quantum cloud provider wishes to verify the identity of its customer possessing low quantum resources before providing them with access. This asymmetry between the verifier and the prover calls for ‘party resource-specific’ identification protocols which exploit this asymmetry to enhance the efficiency.

Among the recent works, Physical Unclonable Functions (PUF) have emerged as cost-efficient, low-resource, secure hardware tokens to achieve entity authentication [14, 15, 16, 17]. A PUF device solely utilises the random physical disorders that occur during the manufacturing process to provide security features. This randomness provides the desired high min-entropy feature, and hence the PUF does not rely on extra cryptographic properties in the device [15, 18]. Assessing information from a PUF involves querying the device with a ‘challenge’ (for example an electrical signal, an optical pulse, temperature signal, etc.) and obtaining a recognizable ‘response’. This response should be robust for a particular PUF device but highly variable for different but very similar PUFs in a way that for an adversary, each device seems to output a completely random response. An example of a PUF is an optical glass slab with an in-homogeneous refractive index such that shining a laser-pulse with a fixed frequency and angle of incidence, results in the output pulse with fixed (or very less divergent) frequency. However, another glass slab with a slight difference in the distribution of index of refraction results in the output pulse with different characteristics for the same incident light [19]. This uniqueness in the challenge-response pair for a particular PUF is the core feature in realising entity authentication and other cryptographic functionalities. Other hardware realisations of PUF include SRAM PUF, Ring Oscillator PUF, Arbiter PUF among others [20, 21, 22]. However, recent cryptanalysis has shown that conventional PUF hardware devices do not provide rigorous security guarantees as anticipated and the high min-entropy feature is compromised by modelling attacks [23, 24].

Some of these security issues are overcome with the recently proposed PUFs that utilise the properties of quantum mechanics [25, 26, 27, 17]. Referred to as quantum PUF, or qPUF, these are completely positive trace preserving operations that are accessed via sets of unique challenge-response pairs which are quantum states. One major advantage of qPUF compared to previous PUF proposals is that apart from the high-min entropy of the qPUF device, the challenges and responses also exhibit high-min entropy due to the unclonability property in quantum mechanics [25, 26, 27, 17]. This extra feature is non-existent in previous PUFs since the challenges and responses being classical states, can be perfectly cloned. Hence it serves as a great motivation to study qPUF

resource and security performance in achieving various cryptographic functionalities. Our current work provides two proposals for achieving entity authentication (or identification) using qPUF.

With the objective of performing low-cost secure identification of the prover by the verifier using qPUF, we give a categorisation of the resources into three major segments. First is the ‘memory resource’ which quantifies the type and amount of resources that a party possesses. It can either be a classical memory that we label as low cost or a quantum memory which is high cost since such a memory tends to be highly fragile and dissipative to the environment [28]. Second is the ‘computing ability’ resource which indicates the kind of operations a given party has the ability to perform. We denote a party with high computing ability as the one that can perform any bounded quantum polynomial quantum circuit operations [29], and a low ability party as the one who is restricted to generation and measurement of quantum states in certain basis. This is quantified by the gate-complexity of the quantum circuit. And the third resource is the type and number of communication rounds required between the parties to establish identification. Often it is not possible to devise an identification scheme which minimises all the three types of resources for both the involved parties without compromising the underlying security. Hence, in this work, we propose two qPUF based identification schemes which achieve similar security guarantees but are vastly different in terms of the resource requirement for the involved parties. This allows the flexibility to deploy either of these schemes depending on individual constraints.

Our first proposal is a secure qPUF-based device identification protocol which requires the prover to only have access to the valid qPUF device without the requirement for any quantum memory or quantum computational resource, while the verifier is required to possess a local quantum database and the ability to perform quantum operations. This covers the scenario presented before where a quantum cloud provider wants to identify its customer. This type of qPUF-based identification protocols has been previously studied with different qPUF formalism [16, 17]. In our work, we follow the formal definitions of a qPUF as proposed in [25] which assumes that a qPUF is modelled by an unknown unitary operation of exponential size i.e. none of the involved parties, with polynomial resources, have a complete description of the device. This property of qPUF necessitates the use of a quantum distinguishing test in the protocol since the resulting response states of the qPUF device are unknown states [30, 31, 32]. This is in contrast with the previous quantum identification proposals, where some knowledge of the quantum operation was implicitly assumed to be known the parties, thus not necessitating the use of quantum distinguishability tests. However, this extra information allows proving the security against an only specific type of adversarial attacks. Our work generalises to provide exponentially high security against any quantum polynomial-time (QPT) adversary.

Our second proposal is a qPUF based protocol where the prover has a high computational resource, while, the verifier runs a purely classical algorithm, hence does not require to perform quantum operations. The verifier is however required to possess a local quantum database. This protocol can enable an almost classical client, to identify a quantum server in a quantum network. This protocol has a major advantage compared to the previous protocol that requires only one-way quantum communication. Construction of this protocol has taken inspiration from the ideas of blind quantum computing [13] to introduce the idea of randomly placing trap quantum states in-between the valid states. This, coupled with the unknown property of qPUF device provides exponential security against any QPT adversary.

Related Works: The idea of taking advantage of quantum communication between the verifier and the prover in PUF-based identification protocols was first introduced by Skorin in [26]. He defined the concept of *quantum read-out of PUF (QR-PUF)* and designed an identification protocol based on it. The security of this protocol has been proved against special kinds of attacks including intercept-resend [26, 16], Challenge Estimation [33] and Quantum Cloning [34] attacks. The practical realization of this protocol was shown by Goorden et al. [27]. In another work, Nikolopoulos and

Diamanti introduced a different setup for QR-PUF-based identification protocol in which classical data is encoded to the continuous quadrature components of the quantized electromagnetic field of the probe [17]. The security of this scheme has also been proved in [35, 36] against a bounded adversary who can only prepare and measure the quantum states. The common feature of the mentioned protocols [26, 17] is full or partial knowledge of the verifier from the unitary modelling the QR-PUF. Recently, Arapinis et al. [25] have introduced a novel notion of PUF, called qPUF. According to their definition, unlike the QR-PUFs and the same as classical PUFs, no one even the manufacturer and the verifier has no knowledge about the unitary of qPUF. This requirement leads to provable security of qPUFs against forgery attacks. Due to the considerable security features of qPUFs, we propose our identification protocols based on this kind of PUFs. The main advantage of our proposals over the previous ones is their provable security against the most general form of attacks considering a QPT adversary. The other related works in the context of quantum related PUFs are [37] and [38] where the former presents a theoretical framework for QR-PUF and the later is a different type of PUF based on quantum mechanics laws.

2 Preliminaries

This section presents the different ingredients required to construct a secure qPUF-based authentication scheme.

2.1 Quantum Physical Unclonable Functions

A quantum PUF, or qPUF, is a secure hardware cryptographic device which utilises the property of quantum mechanics [25]. Similar to a classical PUF [18], a qPUF is assessed via challenge and response pairs (CRP). However, in contrast to a classical PUF where the CRPs are classical states, the qPUF CRPs are quantum states.

A qPUF manufacturing process involves a quantum generation algorithm, ‘QGen’, which takes as an input a security parameter λ and generates a PUF with a unique identifier **id**,

$$\text{qPUF}_{\text{id}} \leftarrow \text{qGen}(\lambda) \quad (1)$$

Next we define the mapping provided by QPUF_{id} which takes any input quantum state $\rho_{in} \in \mathcal{H}^{d_{in}}$ to the output state $\rho_{out} \in \mathcal{H}^{d_{out}}$. Here $\mathcal{H}^{d_{in}}$ and $\mathcal{H}^{d_{out}}$ are the input and output Hilbert spaces respectively corresponding to the mapping that QPUF_{id} provides. This process is captured by the ‘qEval’ algorithm which takes as an input a unique qPUF_{id} device and the state ρ_{in} and produces the state ρ_{out} ,

$$\rho_{out} \leftarrow \text{qEval}(\text{qPUF}_{\text{id}}, \rho_{in}) \quad (2)$$

A qPUF is labelled secure if it satisfies a few necessary cryptographic properties. The first property, **robustness**, ensures that if the qPUF is queried separately with two input quantum states ρ_{in} and σ_{in} that are δ_r -indistinguishable to each other, then the output quantum states ρ_{out} and σ_{out} must also be δ_r -indistinguishable,

$$\Pr[F(\rho_{out}, \sigma_{out}) \geq 1 - \delta_r | F(\rho_{in}, \sigma_{in}) \geq 1 - \delta_r] \geq 1 - \epsilon(\lambda) \quad (3)$$

where $\epsilon(\lambda)$ is a negligible quantity dependent on the desired security parameter. Here δ -indistinguishability for any two quantum states ρ and σ is defined as $F(\rho, \sigma) \leq 1 - \delta$, where $F(\rho, \sigma) = \text{Tr} \sqrt{\sqrt{\rho} \sigma \sqrt{\rho}}$ is the fidelity distance measure between the quantum states. Alternatively, other distance measures such as trace norm, euclidean norm (any shatten-p norm) can also be used to define

security requirements for qPUF.

The second property, **collision resistance**, ensures that if the same qPUF is queried separately with two input quantum states ρ_{in} and σ_{in} that are δ_c -distinguishable, then the output states ρ_{out} and σ_{out} must also be δ_c -distinguishable with an overwhelmingly high probability,

$$\Pr[F(\rho_{out}, \sigma_{out}) \leq 1 - \delta_c | F(\rho_{in}, \sigma_{in}) \leq 1 - \delta_c] \geq 1 - \epsilon(\lambda) \quad (4)$$

The parameters δ_r and δ_c are determined by the security parameter λ . The properties defined above are crucial for the correctness of secure systems composed of qPUFs. Also for qPUFs, the condition $\delta_r \leq \delta_c$ must be satisfied to desired characteristics of a qPUF.

All the above properties can be satisfied by a unitary map i.e. if $\text{qPUF}_{\text{id}}^\dagger \text{qPUF}_{\text{id}} = \mathbf{I}$, where \mathbf{I} is an identity matrix. As a consequence, here we consider the qPUF construction to be a unitary matrix $U \in \mathbb{C}^{D \times D}$, where $D = d_{in} = d_{out}$.¹

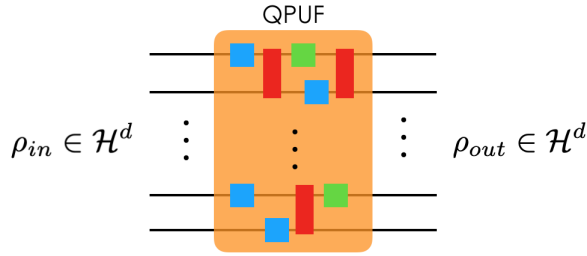


Figure 1: Illustration of qPUF as a unitary operation with input and output quantum states in \mathcal{H}^d . The blue and green boxes are single-qubit gates, while red boxes are two-qubit gates. These are the building blocks for the qPUF construction.

A crucial security feature of the qPUF device is the unforgeability property. It states that estimating the response of the device with high enough fidelity when a challenge is picked uniformly at random from the Haar measure states is exponentially unlikely without possessing the device. Formally this means that for a challenge state $\rho_{in} \in \mathcal{H}^D$,

$$\Pr[F(\sigma, \rho_{out}) \geq 1 - \mu | \rho_{in} \in \mathcal{H}^D] \leq \text{negl}(\log D) \quad (5)$$

where σ is the optimal response generated to a given challenge ρ_{in} , ρ_{out} is the response generated by qPUF device on the given challenge and $\mu = \text{negl}(\log D)$.

2.2 Quantum Adversarial Model and Security Definitions

Strong notions of the security of quantum cryptographic proposals require cryptanalysis against adversaries which also possess quantum capabilities of varying degree [39, 40, 41]. The strongest such notion is achieved by assuming no restrictions on the adversary's computational power and resources. This security model, also known as security against *unbounded adversary*, is usually too strong to be achieved by most cryptographic primitives such as qPUFs. It has been shown in [25], that unitary qPUFs cannot remain secure against an unbounded adversary. Thus the standard security model that we also use in this paper is the notion of security against efficient quantum adversaries or in other words quantum polynomial time (QPT) adversaries. We define such an adversary attack in the context of qPUFs. A QPT adversary with query access to qPUF is defined as an adversary that can query the qPUF oracle with polynomially many (in the security parameter) challenges and

¹Other CPTP maps that attach an ancilla such that $d_{out} > d_{in}$ also satisfy all the properties. We do not consider such maps for the construction of PUFs. This could however be an interesting line of extension of PUFs.

has polynomial sized quantum register to store the quantum CRPs. The QPT adversary is also allowed to run any efficient quantum algorithm in the class BQP. The security of most qPUF-based cryptographic protocols relies on the unforgeability property of qPUF which is described previously.

Here we follow the same definitions of *existential* and *selective* unforgeability defined in [25] and restate them as follows:

1. *Existential unforgeability*: A qPUF satisfies *existential unforgeability* if given access to a register S containing a polynomial number of challenge-response pairs of qPUF, the probability that any QPT adversary \mathcal{A}_{QPT} chooses a quantum challenge ρ_{in} which is μ -distinguishable from all challenges S , and successfully generates a response σ which is ϵ -indistinguishable from the valid qPUF's response ρ_{out} , is bounded by a negligible function of the security parameter. In other words, no QPT adversary can generate even a single *valid* new quantum challenge-response pair with non-negligible probability,

$$\Pr[(\rho_{in}, \sigma) \wedge F(\sigma, \rho_{out}) \geq 1 - \epsilon \mid F(\rho_{in}, \rho) \leq 1 - \mu, \forall \rho \in S_{in}] \leq \text{negl}(\lambda) \quad (6)$$

where S_{in} is the set of all challenges in the S register.

2. *Selective unforgeability*: A qPUF satisfies *selective unforgeability* if given access to a register S containing a polynomial number of challenge-response pairs of qPUF, the probability that any QPT adversary \mathcal{A}_{QPT} receives a quantum challenge chosen uniformly at random ρ_{in} , and successfully generates a response σ which is ϵ -indistinguishable from the valid qPUF's response ρ_{out} , is bounded by a negligible function of the security parameter. In other words, no QPT adversary can generate even a single *valid* new quantum challenge-response pair with non-negligible probability,

$$\Pr[(\rho_{in}, \sigma) \wedge F(\sigma, \rho_{out}) \geq 1 - \epsilon, \forall \rho \xleftarrow{\$} S_{in}] \leq \text{negl}(\lambda) \quad (7)$$

where S_{in} is the set of all challenges in the S register and ρ is picked uniformly randomly from the set.

Note that in both the attack models, we allow for the possibility of adaptive kind of attacks from the adversary [18]. The results in [25] shows that a unitary qPUF cannot satisfy existential unforgeability against QPT adversaries. This is due to the existence of a quantum emulation based algorithm which states that picking a new challenge ρ_{in} in the subspace spanned by the challenges in S register such that ρ_{in} is μ -distinguishable from all the challenges in S , it is efficiently possible to output a response state σ such that $F(\sigma, \rho_{out}) \approx 1$. qPUFs however do satisfy selective unforgeability [25]. Their result states that the success probability of any QPT adversary to output the response of a Haar random challenge state $\rho \in \mathcal{H}^D$ with non-negligible fidelity is bounded by:

$$\Pr_{\text{success}} = \max_{\mathcal{A}_{\text{QPT}}} \Pr_{\rho \in \mathcal{H}^D} [F(\sigma, U\rho U^\dagger) \geq \delta] \leq \frac{d+1}{D}$$

where S_{in} is the set of challenges in the S register and d is the dimension of the challenge subspace known to the \mathcal{A}_{QPT} via the S_{in} register. D is the size of the qPUF unitary and δ is a negligible function in $\text{poly}(\log(D))$. In our work, we assume the qPUF is an unknown unitary transformation. This assumption allows us to use the qPUF as a selectively unforgeable device according to the above definition. We restate the proof of qPUF unforgeability in the Appendix A.1.

2.3 Quantum Equality Tests

Distinguishing two unknown quantum states is a central ingredient in quantum information processing. This task is often referred to as the ‘state discrimination task’. The celebrated Holevo-Helstrom bound [42] relates the optimal state distinguishability of two unknown states with the trace distance between the states. This implies that unless the states are the same (up to a global factor), it is impossible to deterministically distinguish the two states. An important application of state discrimination is the task of Equality testing [31, 43, 44]. This is an extremely simple task but a building block for lots of complicated quantum protocols. The objective of Equality testing, one that we consider in our work, is to test whether two *unknown* quantum states are the same. This is a well-studied topic and we describe the optimal quantum protocols for Equality testing.

2.3.1 SWAP test

Given a single copy of two unknown quantum states ρ and σ , is there a simple test to optimally determine whether the two states are equal or not? This question was answered in affirmative by Buhrman et al [31] when they provided a test called the SWAP test. This test was initially used by the authors to prove an exponential separation between classical and quantum resources in the simultaneous message passing model. Since then it has been used as a standard tool in the design of various quantum algorithms [45, 46]. A SWAP test circuit takes as an input the two unknown quantum states ρ and σ and attaches an ancilla $|0\rangle$. A Hadamard gate is applied to the ancilla followed by the control-SWAP gate and again a Hadamard on the ancilla qubit. Finally, the ancilla is measured in the computational basis and we conclude that the two states are equal if the measurement outcome is ‘0’ (labelled accept). Figure 2 illustrates this test in the special case when the state σ is a pure state and shown by $|\psi\rangle$.

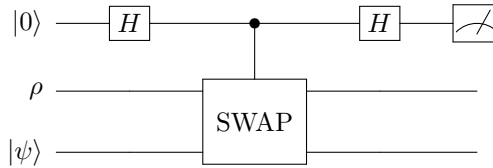


Figure 2: The SWAP test circuit

It can be shown that the probability the SWAP test accepts the states ρ and σ is [47],

$$\Pr[\text{SWAP accept}] = \frac{1}{2} + \frac{1}{2}\text{Tr}(\rho\sigma) \quad (8)$$

In the special case of when at least one of the states (let’s say σ) is a pure state $\sigma = |\psi\rangle\langle\psi|$, the probability of acceptance is,

$$\Pr[\text{SWAP accept}] = \frac{1}{2} + \frac{1}{2}|\langle\psi|\rho|\psi\rangle| = \frac{1}{2} + \frac{1}{2}F^2(\rho, |\psi\rangle\langle\psi|) \quad (9)$$

Thus when at-least one of the two states is a pure state, the acceptance probability is related to the fidelity between the states. This implies when the states are the same, the probability of acceptance is 1. However, when the states are different then if the SWAP test accepts the states, this implies an error. Thus the error in the SWAP test when the states are different (also called the one-sided error) is $\Pr[\text{accept}]$. This error can, however, be brought down to any desired error $\epsilon > 0$

by running multiple instances of the SWAP test circuit. The number of instances required to bring down the error probability to a desired ϵ is,

$$\begin{aligned}\Pr[\text{SWAP error}] &= \prod_{j=1}^M \Pr[\text{SWAP accept}]_j = \left(\frac{1}{2} + \frac{1}{2}F^2\right)^M = \epsilon \\ \Rightarrow M(\log(1 + F^2) - 1) &= \log(\epsilon) \Rightarrow M \approx \mathcal{O}(\log(1/\epsilon))\end{aligned}$$

where $F = F(\rho, |\psi\rangle\langle\psi|) = \sqrt{\langle\psi|\rho|\psi\rangle}$ and we use the fact that fidelity is independent of ϵ .

2.3.2 Generalised SWAP test

The above SWAP test is optimal in Equality testing (in a single instance) of two unknown quantum states when one has a single copy of the two states. However, there are certain quantum protocols where one has access to multiple copies of one unknown state $|\psi\rangle$ and only a single copy of the other unknown state ρ and the objective is to provide an optimal Equality testing circuit. Considering this scenario, Chabaud et al. [32] provided an efficient construction of such a circuit, generalised SWAP (GSWAP) test circuit. A GSWAP circuit takes as an input a single copy of ρ , M copies of $|\psi\rangle$ and $\lceil \log M + 1 \rceil$ copies of the ancilla qubit $|0\rangle$. The generalised circuit is then run on the inputs, and the ancilla qubits are measured in the computational basis. Figure 3 is a generic illustration of such a circuit. For more details on the circuit refer to the original work [32]. It can be shown that

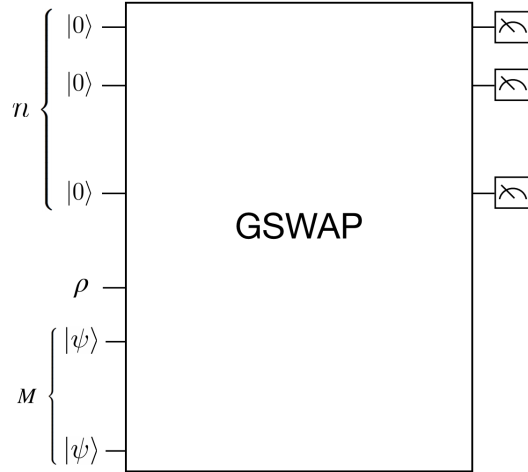


Figure 3: GSWAP: A generalisation of the SWAP test with a single copy of ρ and M copies of $|\psi\rangle$. The circuit also inputs $n = \lceil \log M + 1 \rceil$ ancilla qubits in the state $|0\rangle$. At the end of the circuit, the ancilla states are measured in the computational basis.

the probability the GSWAP circuit accepts two quantum states ρ and $|\psi\rangle$ is,

$$\Pr[\text{GSWAP accept}] = \frac{1}{M+1} + \frac{M}{M+1} \langle\psi|\rho|\psi\rangle = \frac{1}{M+1} + \frac{M}{M+1} F^2 \quad (10)$$

where $F = F(\rho, |\psi\rangle\langle\psi|)$. We note that in the special case of $M = 1$, the GSWAP test reduces to the SWAP test. Also in a single instance, GSWAP provides a better Equality test compared to the SWAP test since it reduces the one-sided error probability. In the limit $M \rightarrow \infty$, we obtain the optimal acceptance probability of $\Pr[\text{accept}] = F^2 = \langle\psi|\rho|\psi\rangle$. Another important feature of

GSWAP is that it can achieve any desired success probability $\epsilon (\geq F^2)$ in just a single instance which is impossible to achieve using SWAP circuit. However, the number of copies required is exponentially more than the number of instances that the SWAP circuit has to run to achieve the same error probability,

$$\begin{aligned} \Pr[\text{GSWAP error}] &= \Pr[\text{GSWAP accept}] = \frac{1}{M+1} + \frac{M}{M+1} F^2 = \epsilon \\ \Rightarrow M &\approx \mathcal{O}(1/\epsilon) \end{aligned} \quad (11)$$

Hence one decides the use of either SWAP test or GSWAP test depending on the specific application.

2.3.3 Abstract and ideal quantum Equality test

From the tests described above, we define an abstract and ideal version of the quantum Equality test when at-least one of the states is a pure state, and relate it to the fidelity distance as discussed in [25] paper.

Definition 1 (Quantum Testing Algorithm). *Let $\rho^{\otimes \kappa_1}$ and $|\psi\rangle^{\otimes \kappa_2}$ be κ_1 and κ_2 copies of two quantum states ρ and $|\psi\rangle\langle\psi|$, respectively. A Quantum Testing algorithm \mathcal{T} is a quantum algorithm that takes as input the tuple $(\rho^{\otimes \kappa_1}, |\psi\rangle^{\otimes \kappa_2})$ and some ancilla states and generates an outcome ‘1’(accept) when ρ and $|\psi\rangle\langle\psi|$ are equal with the probability,*

$$\Pr[1 \leftarrow \mathcal{T}(\rho^{\otimes \kappa_1}, |\psi\rangle^{\otimes \kappa_2})] = f(\kappa_1, \kappa_2, F(\rho, |\psi\rangle\langle\psi|))$$

where $F(\rho, |\psi\rangle\langle\psi|)$ is the fidelity between the two states and $f(\kappa_1, \kappa_2, F(\rho, |\psi\rangle\langle\psi|))$ satisfies the following limits:

$$\begin{cases} \lim_{F(\rho, |\psi\rangle\langle\psi|) \rightarrow 1} f(\kappa_1, \kappa_2, F(\rho, |\psi\rangle\langle\psi|)) = 1 & \forall (\kappa_1, \kappa_2) \\ \lim_{\kappa_1=1, \kappa_2 \rightarrow \infty} f(\kappa_1, \kappa_2, F(\rho, |\psi\rangle\langle\psi|)) = F^2(\rho, |\psi\rangle\langle\psi|) \\ \lim_{\kappa_1 \rightarrow \infty, \kappa_2=1} f(\kappa_1, \kappa_2, F(\rho, |\psi\rangle\langle\psi|)) = F^2(\rho, |\psi\rangle\langle\psi|) \\ \lim_{F(\rho, |\psi\rangle\langle\psi|) \rightarrow 0} f(\kappa_1, \kappa_2, F(\rho, |\psi\rangle\langle\psi|)) = \epsilon(\kappa_1, \kappa_2) \end{cases}$$

with $\epsilon(\kappa_1, \kappa_2)$ is the statistical error due to the Equality test algorithm.

As an example, for the GSWAP test where $\kappa_1 = 1$ and $\kappa_2 = M$, we obtain from Eq 11 that the probability of acceptance in the limit $F(\rho, |\psi\rangle\langle\psi|) \rightarrow 1$ is 1, while it is $\frac{1}{M+1}$ in the limit $F(\rho, |\psi\rangle\langle\psi|) \rightarrow 0$. It can be inferred from the above definition that the quantum test can be idealized by forcing the $\epsilon(\kappa_1, \kappa_2)$ to be zero for any given number of copies. This implies that one can abstractly construct an ideal test in a single instance case (when one is provided with a single copy of one quantum state and multiple copies of the other state),

Definition 2 (Single Instance Ideal Test Algorithm). *We call a test algorithm according to Definition 1, a \mathcal{T}_{ideal} test algorithm when one is provided a single copy of the state ρ and multiple copies of the state $|\psi\rangle$ (or vice-versa) with fidelity $F(\rho, |\psi\rangle\langle\psi|)$ the test responds as follows:*

$$\mathcal{T}_{ideal} = \begin{cases} 1 & \Pr[\text{accept}] = F^2(\rho, |\psi\rangle\langle\psi|) \\ 0 & \Pr[\text{reject}] = 1 - F^2(\rho, |\psi\rangle\langle\psi|) \end{cases} \quad (12)$$

3 Description of qPUF-based identification protocol

An identification protocol, also called a device-authentication protocol, is run between a verifier and a prover. A verifier's task is to identify whether the prover is the correct owner of a valid device. Our setting assumes that the verifier and the prover having a valid device behave honestly. The security is provided against an adversary who has had limited access to the valid device in the past and currently does not possess the valid device. Based on the limited knowledge that the adversary has, her objective is to correctly identify herself as the valid owner of the device. Prior to providing the details of the construction of device identification protocols using qPUF, we describe a common structure in these protocols. Any such protocol consists of three sequential phases:

setup phase (or enrollment phase), *identification phase* and *verification phase* [17, 26, 19].

1. *Setup phase*: A setup phase is the beginning phase of the protocol. Here the verifier has the qPUF device and locally prepares a database consisting of multiple quantum challenge and response pairs of this device. This is done by picking a set of challenges from the input Hilbert space of qPUF and obtaining the corresponding response states. The challenges and responses, namely Challenge-Response pairs (CRPs) are stored in the verifier's local database. As the challenges are picked by the verifier, their classical description is known and thus there is no requirement to store them as quantum states. But the responses are usually unknown quantum states to the verifier and needs to be stored in a quantum memory. For protocols we define over the next sections, we assume that the verifier's quantum capabilities are restricted to quantum polynomial time. Hence the size of verifier's database can only be polynomial while the qPUF device of exponential size. Once the local database is generated, the qPUF device is physically transferred to the prover over a public channel.
2. *Identification phase*: The setup phase is followed by the identification phase where the verifier sends one or multiple challenges, usually chosen at random, to the prover from the CRP database. The quantum state of the challenge(s) is sent over a public quantum channel to the prover.

The prover who has the valid qPUF device obtains the responses of the received challenges by interacting them with the qPUF which produces quantum outputs as the response. Then the prover sends either the response state directly, or sends some classical or quantum information related to the response to the verifier. We note that qPUF-based identification protocols would mostly differ in this phase by varying the number of challenges sent to the prover and the type of information received by the verifier.
3. *Verification phase*: In the verification phase, the verifier runs a quantum or classical verification algorithm on the information received from the prover. We denote that the verifier correctly identifies the prover if the verification algorithm outputs 1. Otherwise, it aborts.

4 Notations

We first fix the notations for the following qPUF-based identification protocols. We name the verifier as Alice, the prover as Bob and the adversary as Eve. We denote $S = \{(|\phi_i^c\rangle, |\phi_i^r\rangle^{\otimes M})\}_{i=1}^K$ to be Alice's CRP database where K is the number of distinct $(\langle\phi_i^c|\phi_j^c\rangle = \delta_{i,j})$ CRPs in the database and M denotes the number of copies of the responses for each challenge. Here the delta function $\delta_{i,j} = 1$ if $i = j$ and 0 otherwise. Multiple copies ($i \neq j$) may be needed for the verification phase. Note that as the classical description of the challenge is known, they can be prepared anytime by the verifier, thus no quantum registers are needed for them and we do not count the challenges as resource overhead.

Let $|\phi_i^c\rangle, |\phi_i^r\rangle \in \mathcal{H}^D$ where \mathcal{H}^D is a D -dimensional Hilbert space denoting the domain and range of the unitary qPUF. We also call this the size of qPUF. When the challenges and responses are n -qubit states, $D = 2^n$. We assume the verifier, prover and the adversary have quantum polynomial time (QPT) capability. Thus the challenges in the verifier database S span a d -dimensional Hilbert space \mathcal{H}^d where $d = \text{poly}(n)$ for n -qubit CRPs.

The prover's response state for the challenge $|\phi_i^c\rangle$ is denoted as $|\phi_i^p\rangle$. More generally, if the response is produced by the valid qPUF, then $|\phi_i^p\rangle = |\phi_i^r\rangle$. We denote the verification algorithm as $\text{qVer}()$ when the prover sends quantum state to the verifier in the identification phase. If the prover instead sends the classical information of the response state, then the corresponding verification algorithm is denoted as $\text{cVer}()$. Also, we denote R to be the number of rounds of communication between the verifier and the prover in the identification phase. T is the total number of communicated states needed for the protocol. Finally, we denote λ as the security parameter.

5 qPUF identification protocol with high-resource verifier

The first qPUF-based device identification protocol we propose is the quantum analogue of the standard PUF-based identification scheme between the verifier (Alice) and the prover (Bob). Before describing the details, we list the salient features of our protocol,

- The protocol requires the prover to have no quantum memory and no computing ability resource, whereas the verifier is required to have high quantum memory and high computing ability resource (restricted to QPT memory and computation).
- The protocol requires a 2-way quantum communication link between the prover and verifier.
- The protocol has a quantum verification phase i.e. the prover sends information in quantum states to the verifier who then performs a verification test to certify if the device is valid.
- The protocol provides perfect completeness and an exponentially-high security guaranty against any adversary with QPT resources.

5.1 Protocol description

This protocol is run between the Alice, the verifier, and Bob, the prover. As described in section 3, the protocol is divided into three sequential phases,

1. Setup phase:

- (a) Alice has the qPUF device.
- (b) She randomly picks $K \in \mathcal{O}(\text{poly log } D)$ classical strings $\phi_i \in \{0, 1\}^{\log D}$.
- (c) She applies a private encoding unitary operation ε to create the corresponding quantum states in \mathcal{H}^D ,
$$\phi_i \xrightarrow{\varepsilon} |\phi_i^c\rangle, \quad \forall i \in [K] \quad (13)$$
- (d) Alice queries the qPUF individually with each quantum challenge $|\phi_i^c\rangle$ M number of times to obtain M copies of the response state $|\phi_i^r\rangle$, which is denoted as $|\phi_i^r\rangle^{\otimes M}$.
- (e) She creates a local database $S \equiv \{|\phi_i^c\rangle, |\phi_i^r\rangle^{\otimes M}\}$ for $i \in [K]$.
- (f) Alice transfers the qPUF to Bob over a public quantum channel.

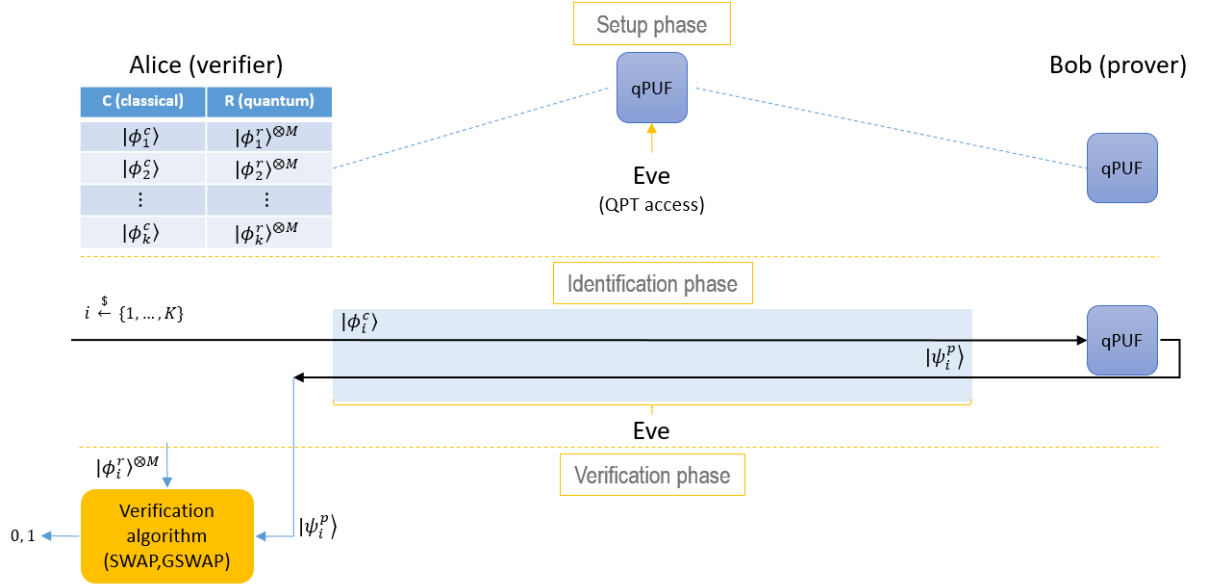


Figure 4: qPUF-based identification protocol with high-resource verification between Alice(verifier) and Bob(prover) (hrv-id). The protocol is divided into three sequential phases, *setup phase*, *identification phase*, and *verification phase*. The protocol is analysed in presence of a QPT adversary Eve which can gain information about the device during the *setup phase* and *identification phase*. In the last phase, Alice runs a quantum verification algorithm and outputs a classical bit ‘1’ if Bob’s device is correctly identified. Otherwise, she outputs ‘0’.

To be able to investigate the security in a strong and general setting, we do not assume the qPUF’s transition to be secure, in the sense that any QPT adversary Eve is allowed to query the qPUF during transition an $\mathcal{O}(\text{poly log } D)$ number of times and thus build its own local database. Due to the conditions on the selective unforgeability of the qPUF (Appendix A.1), it is important that Alice picks her challenges $|\phi_i^c\rangle \in S$ at random from a distribution over the Hilbert space \mathcal{H}^D . This in turn implies that the encoding unitary operation \mathcal{E} is a haar random unitary [25]. We note that efficient simulation of \mathcal{E} exists as proposed in [48].

2. Identification phase:

- (a) Alice uniformly selects a challenge labelled $(i \xleftarrow{\$} [K])$, and sends the state $|\phi_i^c\rangle$ over a public quantum channel to Bob.
- (b) Bob generates the output $|\phi_i^p\rangle$ by querying the challenge received from Alice to the qPUF device.
- (c) The output state $|\phi_i^p\rangle$ is sent to Alice over a public quantum channel.
- (d) This procedure is repeated with the same state or different states a total of R number of times.

3. Verification phase:

- (a) Alice runs a quantum equality test algorithm on the received response from Bob and the M copies of the correct response that she has in the database. This algorithm is run for all the R CRP pairs.

- (b) She outputs ‘1’ if the test algorithm returns the outcome ‘1’ on all CRP pairs. This implies that Bob’s qPUF device has been successfully identified. And the output is ‘0’ otherwise.

Sections 5.2 and 5.3 describe the quantum verification algorithm run by Alice.

Figure 4 describes the qPUF-based identification protocol with high-resource verifier denoted as hrv-id. For this protocol, we can define the completeness and soundness security properties.

Completeness: Completeness of the hrv-id protocol is defined as the probability that Alice returns the outcome ‘1’ in the verification phase when there is no presence of an adversary Eve. This implies that the verification algorithm must output ‘1’ for all the R rounds of the protocol.

More formally, all the states produced by the valid qPUF device during the verification should pass the verification test with a probability very close to 1:

$$\Pr[\text{Ver accept}_H] = \Pr\left[\prod_{i=1}^R (\text{qVer}(|\phi_i^p\rangle, |\phi_i^r\rangle) = 1)\right] = 1 - \text{negl}(\lambda) \quad (14)$$

where the subscript H denotes the honest device holder.

Soundness: The soundness of the protocol is analysed in the presence of a QPT adversary Eve. We say the hrv-id is sound (or secure) if the probability that Alice returns the outcome ‘1’ in the verification phase while she has received a quantum state from Eve is negligible in the security parameter:

$$\Pr[\text{Ver accept}_{\text{Eve}}] = \Pr\left[\prod_{i=1}^R (\text{qVer}(\rho_i, |\phi_i^r\rangle) = 1)\right] = \text{negl}(\lambda) \quad (15)$$

where ρ_i is the state sent by Eve in the i -th round. In the most general case, Eve’s combined state across R rounds is ρ^R , and $\rho_i = \text{Tr}_{\{1 \dots R/i\}}(\rho^R)$ is obtained by tracing out the $R - 1$ instances $\{1 \dots R/i\}$ of the general state. In the special case when Eve attacks each round independently i.e $\rho^R = \bigotimes_{i=1}^R \rho_i$, the soundness probability reduces to,

$$\Pr[\text{Ver accept}_{\text{Eve}}] = \Pr\left[\prod_{i=1}^R (\text{qVer}(\rho_i, |\phi_i^r\rangle) = 1)\right] = \prod_{i=1}^R \Pr[(\text{qVer}(\rho_i, |\phi_i^r\rangle) = 1)] \quad (16)$$

As opposed to the classical PUF-based identification protocols, the most resource-consuming part of a qPUF-based identification protocol is the verification phase since Alice needs to check the validity of an unknown quantum state. We propose two different quantum verification algorithms for this stage, namely SWAP test and GSWAP test as presented in section 2.3. We compare the two instances of hrv-id using SWAP and GSWAP verification in terms of resources and security promises.

5.2 Verification with SWAP test

The first proposal for the verification algorithm for Alice is the SWAP test algorithm defined in section 2.3.1. This test allows Alice to efficiently check if the response received in the identification phase is the valid qPUF response. A single instance of the SWAP test requires a single copy of the received state and valid response state that Alice has stored in her S register. To obtain a desired low enough test error rate, the SWAP test is repeated M number of times for the same challenge

state. Here M is proportional to the inverse-log of the desired error probability. Thus the SWAP test consumes M valid response states of Alice for the same challenge state. An identification protocol performed using $N \subseteq K$ distinct challenge states consumes a total of $R = N \times M$ copies of the received state and the valid response state. This is also the total number of quantum communication rounds used to achieve the identification of qPUF device. In the next two theorems, we show that SWAP based test algorithm provides us with the desired completeness and soundness properties required in the protocol.

5.2.1 hrv-id-SWAP protocol completeness

Theorem 1. *In absence of an adversary Eve, the probability that Bob's response state generated from the valid qPUF device $|\phi_i^p\rangle = \text{qPUF}(|\phi_i^c\rangle)$ passes the SWAP test for all the R rounds is,*

$$\Pr[\text{Ver accept}_H] = \Pr\left[\prod_{i=1}^R (\text{SWAP}(|\phi_i^p\rangle, |\phi_i^r\rangle) = 1)\right] = 1$$

Proof. When Alice receives Bob's response $|\phi_i^p\rangle$ which is generated from the valid qPUF device for all the $i \in [R]$ copies of the challenge state, then $|\phi_i^p\rangle = |\phi_i^r\rangle$. This implies that $F(|\phi_i^p\rangle, |\phi_i^r\rangle) = 1$ for all $i \in [R]$. From Eq 9, we see that,

$$\Pr[(\text{SWAP}(|\phi_i^p\rangle, |\phi_i^r\rangle) = 1)] = \frac{1}{2} + \frac{1}{2}F^2(|\phi_i^p\rangle, |\phi_i^r\rangle) = 1, \quad \forall i \in [R] \quad (17)$$

Since in the honest setting, the states received from Bob over R rounds are all valid qPUF pure states which are unentangled to each other, hence the SWAP tests for all the R rounds are independent tests. This implies that,

$$\begin{aligned} \Pr[\text{Ver accept}_H] &= \Pr\left[\prod_{i=1}^R (\text{SWAP}(|\phi_i^p\rangle, |\phi_i^r\rangle) = 1)\right] \\ &= \prod_{i=1}^R \Pr[\text{SWAP}(|\phi_i^p\rangle, |\phi_i^r\rangle) = 1] \\ &= 1 \end{aligned} \quad (18)$$

This completes the proof. \square

5.2.2 hrv-id-SWAP protocol soundness

Now we show that the hrv-id-SWAP protocol satisfies the soundness property. This is characterised by an adversary Eve who does not have the valid qPUF device in the *identification phase* but her objective is to successfully pass Alice's verification test with a non-negligible probability. Note that apart from the local database that Eve can create in the *setup phase*, she also has full access to the channel in the *identification phase* on which Alice sends the quantum challenge to Bob and Bob sends the response state to Alice.

In order to bound Eve's success probability in passing the SWAP verification test, we calculate the probability that the generalised state ρ^R that she sends to Alice is accepted for all the R instances of the SWAP test. We note that the SWAP test instances are all independent tests. However, by sending a generalised entangled state ρ^R , the success probabilities across the R rounds is no longer the product of individual SWAP instance success probability. This implies that Eve's success probability across some rounds can be higher than previous rounds. However, since the N distinct

challenges being picked by Alice are all uniformly random, hence it can be easily verified that Eve does not gain anything by entangling the states across rounds corresponding to different challenge states. Thus Eve's probability in passing the verification test by sending the state $\bigotimes_{i=1}^N \rho_i^M$ is the same as that for a generalised state ρ^R , where ρ_i^M is a generalised state sent to M instances of the SWAP test corresponding to the same challenge $|\phi_i^c\rangle$.

Now across the M instances corresponding to the SWAP test for the same challenge state $|\phi_i^c\rangle$, the state received by Alice is $\rho_{i,j} = \text{Tr}_{\{1 \dots M/j\}}(\rho_i^M)$, where $\rho_{i,j}$ is obtained by tracing out the $M-1$ instances $\{1, \dots, M/j\}$. Let ρ_i^{\max} be the Eve's response state with the highest fidelity with the correct response, i.e.

$$F(\rho_i^{\max}, |\phi_i^r\rangle) = \sqrt{\langle \phi_i^r | \rho_i^{\max} | \phi_i^r \rangle} \geq \sqrt{\langle \phi_i^r | \rho_{i,j} | \phi_i^r \rangle} \quad \forall j \in [M] \quad (19)$$

Since the SWAP test success probability is directly proportional to the fidelity between the two input states, this implies that Eve can maximise her success probability by sending M unentangled states ρ_i^{\max} to Alice instead of the generalised state ρ_i^M . The above Equation 19 can be used to bound Eve's success probability in passing Alice's verification test,

$$\begin{aligned} \Pr[\text{Ver accept}_{\text{Eve}}] &= \Pr\left[\prod_{i=1}^R (\text{SWAP}(\rho_i, |\phi_i^r\rangle) = 1)\right] \\ &= \prod_{i=1}^N \Pr\left[\prod_{j=1}^M (\text{SWAP}(\rho_{i,j}, |\phi_i^r\rangle) = 1)\right] \\ &\leq \prod_{i=1}^N \prod_{j=1}^M \Pr[\text{SWAP}(\rho_i^{\max}, |\phi_i^r\rangle) = 1] \\ &\leq \prod_{i=1}^N \left(\frac{1}{2} + \frac{1}{2} F_i^2\right)^M \\ &= \epsilon \end{aligned} \quad (20)$$

where $\rho_i = \text{Tr}_{\{1 \dots R/i\}}(\rho^R)$, and $F_i = F(\rho_i^{\max}, |\phi_i^r\rangle)$. Now using the property that the qPUF device exhibits selective unforgeability against any QPT adversary Eve [25], we bound her success probability using the following theorem.

Theorem 2 (Security of hrv-id-SWAP). *Let qPUF be a selectively unforgeable unitary PUF over \mathcal{H}^D . The success probability of any QPT adversary Eve to pass the SWAP-test based verification of the hrv-id-SWAP protocol is at most ϵ , given that there are M copies for each CRP, N different CRPs and $R = N \times M$ rounds of challenge. The ϵ is bounded as follows:*

$$\Pr[\text{Ver accept}_{\text{Eve}}] \leq \epsilon \approx \mathcal{O}\left(\frac{1}{2^{NM}}\right) = \text{negl}(\lambda)$$

Proof. From Eq 20, we see that the optimal strategy of Eve is to produce the response states ρ_i^{\max} which maximises the fidelity F_i for each CRP ($|\phi_i^c\rangle, |\phi_i^r\rangle^{\otimes M}$). Arapinis et al. [25] provided an upper bound on the fidelity when Eve has polynomial access to the qPUF. This property also referred to as the selective unforgeability property of qPUF (Appendix A.1), states that the fidelity-square F_i^2 is bounded as,

$$\Pr[F_i^2 \geq \delta] \leq \frac{d+1}{D} \quad (21)$$

for any $\delta > 0$. Here $d = \text{poly}(\lambda) = \text{poly} \log(D)$ is the dimension of subspace that Eve has learnt from \mathcal{H}^D . For $D = 2^d$, this implies that the maximum fidelity state that Eve can create on average

is non-orthogonal to the valid response state $|\phi_i^r\rangle$ with a negligible probability $\approx \mathcal{O}(2^{-d})$. Hence $F_i^2 = \delta \rightarrow 0$ with overwhelming probability. This bound holds true for all distinct CRPs labelled by $i \in [N]$.

Thus from Eq 20 and 21, the probability that Eve passes Alice's SWAP based verification test is,

$$\begin{aligned} \Pr[\text{Ver accept}_{\text{Eve}}] &\leq \prod_{i=1}^N \left(\frac{1}{2} + \frac{1}{2} F_i^2 \right)^M \\ &\leq \prod_{i=1}^N \left(\frac{1}{2} + \frac{1}{2} \delta \right)^M \\ &\approx \mathcal{O}\left(\frac{1}{2^{NM}}\right) = \text{negl}(\lambda) \end{aligned} \tag{22}$$

Note that here we also take into account the adaptive strategy of the adversary. That is even by assuming the previous rounds are added as extra states to Eve's learning phase, the dimension of the subspace d will remain polynomial in λ . This completes the proof. \square

The bound indicated above shows that one can achieve an exponentially secure qPUF-based identification using SWAP test based verification protocol with just a single challenge state i.e. $N = 1$ and repeated for M instances. However, non-ideal cases would make identification with different challenge states necessary. Hence we provide a general recipe involving multiple distinct challenges each running for multiple instances. Our protocol requires $R = N \times M$ number of rounds and uses $T = 2R$ number of communicated states.

5.3 Verification with GSWAP test

The second proposal for the verification algorithm for Alice is the GSWAP test algorithm defined in section 2.3.2. A single instance of the GSWAP test requires a single copy of the received state and M copies of the valid response state that Alice has stored in her S register. Thus the GSWAP reduces the number of rounds of communication for the same challenge state from M (in the SWAP test case) to 1. However, if one performs the identification protocol with just one challenge state, then using Eq 11, the number of copies M that Alice requires in her register S for the same challenge state is inverse of the desired error. Thus with GSWAP, we reduce the number of communication rounds to 1 at the expense of adding inverse-error copies compared to the SWAP test which requires inverse-log copies. This implies that a polynomial number of copies of M only provides a polynomial one-sided error rate $\epsilon \propto \mathcal{O}(1/M)$ in the GSWAP protocol (Eq 11). Thus, to be able to achieve exponential security with a polynomial number of copies, the identification protocol must be performed using $N \subseteq K$ distinct challenge states consumes a total of $R = N$ copies of the received state and $N \times M$ copies of the valid response state. The total number of quantum communication rounds used to achieve the identification of qPUF device is N . In the next two theorems, we show that GSWAP based test algorithm provides us with the desired completeness and soundness properties required in the protocol.

5.3.1 hrv-id-GSWAP protocol completeness

Theorem 3. *In absence of an adversary Eve, the probability that Bob's response state generated from the valid qPUF device $|\phi_i^p\rangle = \text{qPUF}(|\phi_i^c\rangle)$ passes the GSWAP test for all $R = N$ rounds is,*

$$\Pr[\text{Ver accept}_H] = \Pr\left[\prod_{i=1}^N (\text{GSWAP}(|\phi_i^p\rangle, |\phi_i^r\rangle^{\otimes M}) = 1)\right] = 1$$

Proof. When Alice receives Bob's response $|\phi_i^p\rangle$ which is generated from the valid qPUF device for all the $i \in [R]$ copies of the challenge state, then $|\phi_i^p\rangle = |\phi_i^r\rangle$. This implies that $F(|\phi_i^p\rangle, |\phi_i^r\rangle) = 1$ for all $i \in [R]$. From Eq 10, we see that,

$$\Pr[(\text{GSWAP}(|\phi_i^p\rangle, |\phi_i^r\rangle^{\otimes M}) = 1] = \frac{1}{M+1} + \frac{M}{M+1} F^2(|\phi_i^p\rangle, |\phi_i^r\rangle) = 1, \quad \forall i \in [N] \quad (23)$$

Since in the honest setting, the states received from Bob over R rounds are all valid qPUF pure states which are unentangled to each other, hence the GSWAP tests for all the R rounds are independent tests. This implies that,

$$\begin{aligned} \Pr[\text{Ver accept}_H] &= \Pr\left[\prod_{i=1}^N (\text{GSWAP}(|\phi_i^p\rangle, |\phi_i^r\rangle) = 1)\right] \\ &= \prod_{i=1}^N \Pr[\text{GSWAP}(|\phi_i^p\rangle, |\phi_i^r\rangle) = 1] \\ &= 1 \end{aligned} \quad (24)$$

This completes the proof. \square

5.3.2 hrv-id-GSWAP protocol soundness

Following similar arguments as the soundness for hrv-id-SWAP protocol, we show that the hrv-id-GSWAP protocol satisfies the soundness property. Again, to bound Eve's success probability in passing the GSWAP verification test, we calculate the probability that the generalised state ρ^N sent to Alice is accepted for all the $R = N$ instances of the GSWAP test. Similar to the SWAP test, the GSWAP test instances are all independent tests. However, a generalised entangled state ρ^N no longer makes the success probabilities across the N rounds to be a product of individual GSWAP instance success probability. However, since the N distinct challenges being picked by Alice are all uniformly random, hence similar to the argument provided in the SWAP test soundness, Eve does not gain anything by entangling the states across rounds corresponding to different challenge states. Thus Eve's probability in passing the verification test by sending the state $\bigotimes_{i=1}^N \rho_i$ is the same as that for a generalised state ρ^N , where ρ_i is the state sent to the instance of GSWAP test corresponding to the same challenge $|\phi_i^c\rangle$. Thus Eve's success probability in passing Alice's GSWAP based verification test can be expressed as the product of the individual GSWAP instance success

probability,

$$\begin{aligned}
\Pr[\text{Ver accept}_{\text{Eve}}] &= \Pr\left[\prod_{i=1}^N (\text{GSWAP}(\rho_i, |\phi_i^r\rangle^{\otimes M}) = 1)\right] \\
&= \prod_{i=1}^N \Pr[\text{GSWAP}(\rho_i, |\phi_i^r\rangle^{\otimes M}) = 1] \\
&\leq \prod_{i=1}^N \left(\frac{1}{M+1} + \frac{M}{M+1} F_i^2\right) \\
&= \epsilon
\end{aligned} \tag{25}$$

where $F_i = F(\rho_i, |\phi_i^r\rangle)$ is the fidelity between Eve's state and the valid qPUF response state for the i -th round.

Now using the property that the qPUF device exhibits selective unforgeability against any QPT adversary Eve [25], we bound her success probability using the following theorem.

Theorem 4 (Security of hrv-id-SWAP). *Let qPUF be a selectively unforgeable unitary PUF over \mathcal{H}^D . The success probability of any QPT adversary Eve to pass the GSWAP-test based verification of the hrv-id-GSWAP protocol is at most ϵ , given that there are M copies for each CRP, N different CRPs and $R = N$ rounds of challenge. The ϵ is bounded as follows:*

$$\Pr[\text{Ver accept}_{\text{Eve}}] \leq \epsilon \approx \mathcal{O}\left(\frac{1}{(M+1)^N}\right) = \text{negl}(\lambda)$$

Proof. From Eq 25, we see that the optimal strategy of Eve is to produce the response states ρ_i which maximises the fidelity F_i for each CRP ($|\phi_i^c\rangle, |\phi_i^r\rangle^{\otimes M}$). We utilise the same selective unforgeability result (Appendix A.1) to bound the fidelity-square F_i^2 with which Eve can produce the states ρ_i ,

$$\Pr[F_i^2 \geq \delta] \leq \frac{d+1}{D} \tag{26}$$

for any $\delta > 0$. Here $d = \text{poly}(\lambda) = \text{poly} \log(D)$ is the dimension of subspace that Eve has learnt from \mathcal{H}^D . For $D = 2^d$, this implies that the maximum fidelity state that Eve can create on average is non-orthogonal to the valid response state $|\phi_i^r\rangle$ with a negligible probability $\approx \mathcal{O}(2^{-d})$. Hence $F_i^2 = \delta \rightarrow 0$ with overwhelming probability. This bound holds true for all distinct CRPs labelled by $i \in [N]$.

Thus from Eq 25 and 26, the probability that Eve passes Alice's SWAP based verification test is,

$$\begin{aligned}
\Pr[\text{Ver accept}_{\text{Eve}}] &\leq \prod_{i=1}^N \left(\frac{1}{M+1} + \frac{M}{M+1} F_i^2\right) \\
&\leq \prod_{i=1}^N \left(\frac{1}{M+1} + \frac{M}{M+1} \delta\right) \\
&\approx \mathcal{O}\left(\frac{1}{(M+1)^N}\right) = \text{negl}(\lambda)
\end{aligned} \tag{27}$$

Note that here we have also taken into account the adaptive strategy of Eve since our security is analysed for the most general attack strategy. This completes the proof. \square

The recent bound shows that to achieve an exponentially secure qPUF based identification using

GSWAP based verification protocol with only a polynomial sized register S , the protocol needs to be repeated for multiple N instances. Our protocol requires $R = N$ number of communication rounds and uses $T = 2R$ number of communicated states.

6 qPUF identification protocol with low-resource verifier

In the previous section, we have described the qPUF-based identification protocol for a prover (Bob) requiring no memory and computing ability resource, but a verifier (Alice) requires high quantum memory and computing ability resource to be able to efficiently run the quantum verification algorithm. From the point of view of the verifier, the first protocol is high resource consuming. In this section, we propose an efficient exponentially secure qPUF based protocol, labelled as lrv-id, with a weak verifier i.e. a verifier that requires no quantum computing ability resource. A standout feature of this protocol is the delegation of the quantum verification algorithm on the prover's side. This is especially important when a weak verifier wants to efficiently identify the device of a powerful prover/server. Before describing the details, we list the salient features of our protocol,

- The protocol requires the prover to have some quantum memory and high computing ability resource, whereas the verifier is just required to high quantum memory and no computing ability resource (restricted to QPT memory and computation).
- The protocol requires a 1-way quantum communication link directed from the verifier to the prover. The prover to the verifier directed link is a classical channel.
- The protocol has a classical verification phase i.e. the prover locally performs the verification test and sends the classical information to the verifier.
- The protocol provides perfect completeness and an exponentially-high security guaranty against any adversary with QPT resources.

6.1 Protocol description

This protocol is run between the Alice, the verifier, and Bob, the prover. As described in section 3, the protocol is divided into three sequential phases,

1. *Setup phase:*

- (a) Alice has the qPUF device.
- (b) Alice randomly picks $K \in \mathcal{O}(\text{poly log } D)$ classical strings $\phi_i \in \{0, 1\}^{\log D}$.
- (c) She applies a private encoding unitary operation ε to create the corresponding quantum states in \mathcal{H}^D ,

$$\phi_i \xrightarrow{\varepsilon} |\phi_i^c\rangle, \quad \forall i \in [K] \quad (28)$$

- (d) Alice queries the qPUF individually with each quantum challenge $|\phi_i^c\rangle$ to obtain the response state $|\phi_i^r\rangle$.
- (e) Alice creates a state $|\phi_i^\perp\rangle$ which is orthogonal to $|\phi_i^c\rangle$ for all $i \in [K]$.
- (f) She queries them with the qPUF device to obtain the response states labeled as $|\phi_i^{\text{trap}}\rangle$ with the property that $\langle \phi_i^r | \phi_i^{\text{trap}} \rangle = 0$ for all $i \in [K]$.
- (g) She creates a local database $S \equiv \{|\phi_i^c\rangle, |\phi_i^r\rangle, |\phi_i^{\text{trap}}\rangle\}$ for all $i \in [K]$. Thus the S registers stores the challenge state $|\phi_i^c\rangle$ and the corresponding valid response state and the trap state which is orthogonal to the response state.

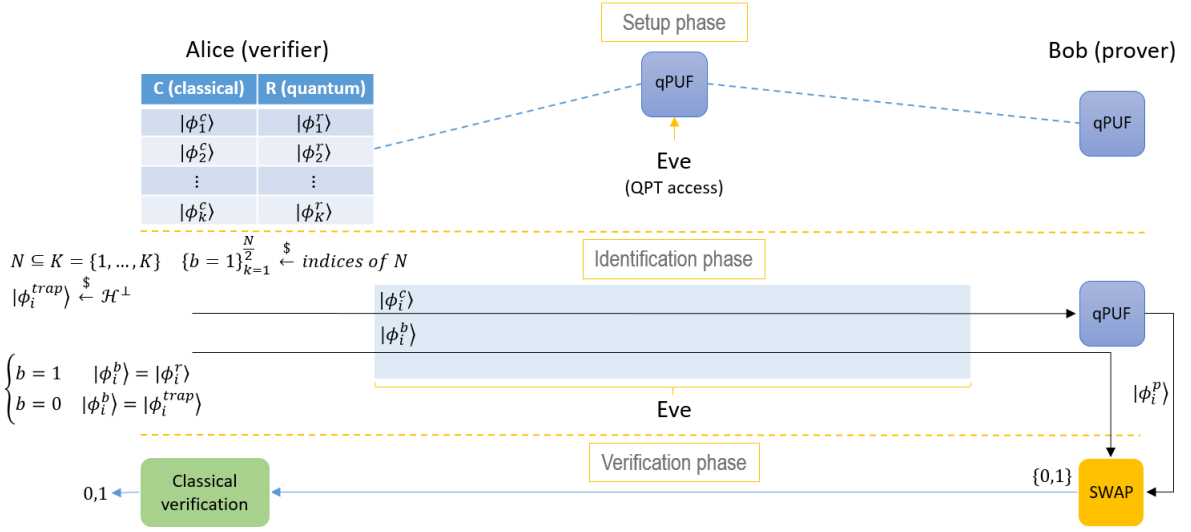


Figure 5: qPUF-based identification protocol with low-resource verification between Alice (verifier) and Bob (prover) (lrv-id). The protocol is divided into three sequential phases, *setup phase*, *identification phase* and *verification phase*. In the identification phase, Alice randomly picks a subset $N \subseteq K$ of challenges which are sent to Bob. Further, to correctly identify Bob, she employs a trap based scheme where she sends either the correct response state of the challenges or the trap states which are states orthogonal to the valid response states. Bob performs the SWAP-test based verification algorithm and sends the classical bits back to Alice. Alice performs a check on the received bits and outputs a classical bit ‘0’ if Bob’s device is correctly identified. Otherwise, she outputs ‘0’

(h) Alice transfers to qPUF to Bob over a public quantum channel.

To be able to investigate the security in a strong and general setting, we do not assume the qPUF’s transition to be secure, in the sense that any QPT adversary Eve is allowed to query the qPUF during transition an $\mathcal{O}(\text{poly log } D)$ number of times and thus build its own local database. Due to the conditions on the selective unforgeability of the qPUF, it is important that Alice picks her challenges $|\phi_i^c\rangle \in S$ at random from a distribution over the Hilbert space \mathcal{H}^D .

2. Identification phase:

- Alice randomly selects a subset $N \subseteq K$ different challenges $|\phi_i^c\rangle$ and sends them over a public quantum channel to Bob.
- On the positions i corresponding to N selected challenges, she randomly selects $N/2$ positions, marks them $b = 1$ and sends $|\phi_i^1\rangle = |\phi_i^r\rangle$ to Bob. On the remaining $N/2$ positions, marked as $b = 0$, she sends $|\phi_i^0\rangle = |\phi_i^{\text{trap}}\rangle$ to Bob. The state is sent over a public channel.

Note that since the quantum channels are public, we assume that Eve can have complete control on them.

3. Verification phase:

- Bob queries the qPUF device with the challenge states received from Alice to generate the response states $|\phi_i^p\rangle$ for all $i \in [N]$.

- (b) He performs a quantum equality test algorithm by performing a SWAP test between $|\phi_i^p\rangle$ and the response state $|\phi_i^b\rangle$ received from Alice. This algorithm is repeated for all the N distinct challenges.
- (c) Bob labels the outcome of N instances of the SWAP test algorithm by $s_i \in \{0, 1\}$ and sends them over a classical channel to Alice.
- (d) Alice runs a classical verification algorithm $\text{cVer}(s_1, \dots, s_N)$ and outputs '1' implying that Bob's qPUF device has been successfully identified. She outputs '0' otherwise.

We note that if the Alice \rightarrow Bob public channel was not tampered with, then the response state that Alice would generate is $|\phi_i^c\rangle = |\phi_i^r\rangle$ for all $i \in [N]$. Also here we focus on the quantum equality algorithm using SWAP test. However, one can alternatively use the GWAP test as well as the equality testing algorithm.

Figure 5 describes the q-PUF based identification protocol with low-resource verification denoted as lrv-id. For this protocol, we define the completeness and soundness security properties.

Completeness: Completeness of the lrv-id protocol is defined as the probability that Alice returns the outcome '1' in the verification phase when there is no presence of an adversary Eve. This implies that Alice's classical verification algorithm cVer must return an outcome '1' with a probability very close to 1:

$$\Pr[\text{Ver accept}_H] = \Pr[\text{cVer}(s_1, \dots, s_N) = 1] = 1 - \text{negl}(\lambda) \quad (29)$$

where s_1, \dots, s_N are the N SWAP test outcome bits sent by Bob.

Soundness: The soundness of the protocol is analysed in the presence of a QPT adversary Eve. We say the lrv-id is sound (or secure) if the probability that Alice returns the outcome '1' in the verification phase is negligible in the security parameter:

$$\Pr[\text{Ver accept}_{\text{Eve}}] = \Pr[\text{cVer}(s_1, \dots, s_N) = 1] = \text{negl}(\lambda) \quad (30)$$

In the following sections, we present the classical verification algorithm cVer and analyse the completeness and soundness of our lrv-id protocol when Bob performs the SWAP test based quantum equality algorithm.

6.2 cVer algorithm

cVer is a classical test algorithm employed by Alice on the N received classical bits to certify whether Bob's device has been identified. As described in Algorithm 1, cVer receives an N -bit binary string S_N as input. The algorithm is divided into two tests. **test1** first checks whether in the $N/2$ positions marked as $b = 1$, i.e. the positions where Alice had sent a valid qPUF response state to Bob, if the corresponding bits in S_N are all 0.

If this test succeeds, then the algorithm proceeds to **test2** which is a test on the positions where Alice had sent the trap states to Bob. If on these positions, the expected number of bits in S_N which are 0 lie between $\{\kappa \frac{N}{2} - \delta_{er}, \kappa \frac{N}{2} + \delta_{er}\}$, then cVer algorithm outputs '1' indicating that the device has been identified. Here $\kappa \frac{N}{2}$ is the expected number of bits in $b = 1$ positions with outcome '0' that Bob would obtain after the Equality test algorithm measurement, in absence of any adversary Eve. For example, if Bob's test algorithm is the SWAP test, then $\kappa = 0.5$. Here, δ_{er} accounts for the statistical error in the measurement.

Algorithm 1: cVer algorithm

Description: Let $S_N = \{0, 1\}^N$ be the input N -bit string. Let $P = \{i_k\}_{k=1}^{N/2}$ be the set of indices showing the rounds of the protocol where $b = 1$. Algorithm consists of two tests, **test1** and **test2** as follows:

```
test1:
forall  $i$  in  $P$  do
    if  $s_i = 0$  then
        |  $count \leftarrow count + 1$ ;
    end
end
if  $count = \frac{N}{2}$  then
    | return 1;
else
    | return 0;
end

test2:
if  $test1 = 0$  then
    | return 0;
else
    forall  $i$  not in  $P$  do
        if  $s_i = 1$  then
            |  $count \leftarrow count + 1$ ;
        end
    end
    if  $|count - \delta \frac{N}{2}| \leq \delta_{er}$  then
        | return 1;
    else
        | return 0;
    end
end
```

6.3 Verification using delegated-SWAP test and cVer algorithm

Here we explicitly describe and calculate the completeness and soundness probabilities of the *lr_v-id* protocol which employs the verification algorithm involving Bob's SWAP test, followed by Alice's **cVer** algorithm. This allows Alice to efficiently identify the valid qPUF device even though the SWAP test algorithm has been delegated to Bob. A single instance of Bob's SWAP test requires a single copy of the response state received from Alice (either the valid qPUF response state or the trap state) and the response state that Bob generates by querying Alice's challenge state in his qPUF device. To obtain a desired low enough error rate in the verification algorithm, the SWAP test is performed on N distinct instances of the received response state and response state generated by Bob by querying distinct challenges states. The responses of the SWAP test instances are classical bits. Thus the N bit binary classical outcome string is sent to Alice who employs the algorithm **cVer** described in Algorithm 1. An identification protocol performed using N distinct challenge states consumes a combined total of $2N$ copies of the received state and the response state generated by Alice. In the next two sections, we show that SWAP based test algorithm provides us with the desired completeness and soundness properties required in the protocol.

6.3.1 lrv-id protocol completeness

Theorem 5. *In absence of an adversary Eve, the probability that the classical N -bit string $S_N = \{s_1, \dots, s_N\}$ sent by Bob, passes Alice's classical algorithm $\text{cVer}(s_1, \dots, s_N)$ is,*

$$\Pr[\text{Ver accept}_H] = \Pr[\text{cVer}(s_1, \dots, s_N) = 1] \geq 1 - 2e^{-N/4}$$

where s_i is the classical bit outcome of i -th instance of Bob's SWAP test.

Proof. To prove this theorem, we separately analyse the $N/2$ positions where Alice sends the valid qPUF response state to Bob (marked as $b = 1$), and the remaining positions where she sends the trap state (marked as $b = 0$),

1. $b = 1$ positions: When Bob prepares the response state $|\phi_i^p\rangle$ by querying her qPUF device with Alice's challenge state $|\phi_i^c\rangle$, then Bob's generated response state is equal to Alice's response state sent to Bob, i.e. $|\phi_i^r\rangle = |\phi_i^p\rangle$. This implies that $F(|\phi_i^p\rangle, |\phi_i^r\rangle) = 1$ for all $i \in [N]$ marked $b = 1$. From Eq 9, we see that,

$$\Pr[\text{SWAP}(|\phi_i^p\rangle, |\phi_i^r\rangle) = 1] = \frac{1}{2} + \frac{1}{2}F(|\phi_i^p\rangle, |\phi_i^r\rangle)^2 = 1, \quad (31)$$

From section 2.3.1, we see that $[\text{SWAP}(|\phi_i^p\rangle, |\phi_i^r\rangle) = 1]$ corresponds to the classical outcome 0. This implies that $s_i = 0$ for all $i \in [N]$ marked $b = 1$ with certainty. Thus when Alice employs the cVer algorithm, Bob always achieves a $\text{count} = N/2$ in the test1 and thus passes it with certainty,

$$\Pr[\text{test1 pass}] = 1$$

2. $b = 0$ positions: These positions correspond to Alice sending the trap states $|\phi_i^{\text{trap}}\rangle$ to Bob such that Bob's generated response state $|\phi_i^p\rangle$ is orthogonal to the trap state. In other words, $F(|\phi_i^p\rangle, |\phi_i^{\text{trap}}\rangle) = 0$ for all $i \in [N]$ marked $b = 0$. This implies that,

$$\Pr[\text{SWAP}(|\phi_i^p\rangle, |\phi_i^{\text{trap}}\rangle) = 1] = \frac{1}{2} + \frac{1}{2}F(|\phi_i^p\rangle, |\phi_i^{\text{trap}}\rangle)^2 = \frac{1}{2}, \quad (32)$$

Thus, half of the $N/2$ positions would produce the classical outcome 1 on average. When Alice employs test2 of the cVer algorithm, $\mathbb{E}[\text{count}] = N/4$. Using the Chernoff-Hoeffding inequality [49], for any constant $\delta_{er} > 0$,

$$\Pr[\text{test2 pass}] = \Pr\left[\left|\text{count} - \frac{N}{4}\right| \leq \delta_{er}\right] \geq 1 - 2e^{-N\delta_{er}^2}$$

From the above results and using the fact that $\delta_{er} = 0.5$ for SWAP test based algorithm,

$$\begin{aligned} \Pr[\text{Ver accept}_H] &= \Pr[\text{cVer}(s_1, \dots, s_N) = 1] \\ &= \Pr[\text{test1 pass} \wedge \text{test2 pass}] \\ &= \Pr[\text{test1 pass}] \cdot \Pr[\text{test2 pass}] \\ &\geq 1 - 2e^{-N/4} \end{aligned} \quad (33)$$

This completes the proof. \square

The next section details the soundness proof of the lrv-id protocol.

7 lrv-id protocol soundness

This section provides the soundness property of the lrv-id protocol. This is characterised by an adversary Eve who does not have the valid qPUF device in the *identification phase* but her objective is to successfully pass Alice's verification test cVer with a non-negligible probability. Note that apart from the local database that Eve can create in the *setup phase*, she also has full access to the quantum channel in the *identification phase* on which Alice sends the quantum challenge and response state to Bob. Further, Eve also has access to the classical communication channel from Bob to Alice in the *verification phase*.

Since the verification test is reduced to a classical test, we consider the soundness in the presence of two types of Eve. The first is a *classical Eve* who does not process any quantum resources. The second is the *quantum Eve*, who possess QPT memory and computing capability. We separately analyse the security against both types of Eve and prove that *quantum Eve* gains only exponentially small advantage compared to the *classical Eve*, thus reducing the security to analysing only the classical adversary. We show that since the verification test is classical, the only way for a *quantum Eve* succeed better than a *classical Eve* is to succeed at guessing the trap positions better than a random guess of *classical Eve*. We utilise the unforgeability property of qPUF to prove that a *quantum Eve* can have only a negligible advantage in guessing the trap positions compared to a *classical Eve*, thus enabling the reduction.

Since the verification test is reduced to a classical test in this protocol, we consider the soundness in the presence of two types of Eve. The first type is a classical Eve, who does not process any quantum capabilities. Her attack strategy revolves around finding out the positions where Alice sends the valid qPUF response state to Bob. The second type is the quantum Eve, who possess QPT memory and computing capability.

7.1 Security against classical adversary

We first look at the security of the protocol against a fully classical Eve. As the verification algorithm cVer , as well as the communication link between Bob and Alice in the *verification phase* is classical, a classical Eve might be able to generate the bits of S_N that passes the cVer test with a non-negligible probability even without using any information about the qPUF. Thus we need to investigate the security against such an Eve. The following theorem bounds the success probability of Eve trying to pass the classical verification test as described in Algorithm 1.

Theorem 6 (Security of lrv-id against classical attacks). *The probability that any classical adversary Eve produces a N -bit string $S_N = \{s_1, \dots, s_N\}$ which passes Alice's classical algorithm $\text{cVer}(s_1, \dots, s_N)$ is,*

$$\Pr[\text{Ver accept}_{\text{Eve}}] = \Pr[\text{cVer}(s_1, \dots, s_N) = 1] \leq \mathcal{O}(2^{-N}) = \text{negl}(\lambda)$$

Proof. Before proving the above theorem, we remark that any classical Eve's strategy to produce a valid N -bit string S_N can be divided into two categories,

1. **Independent guessing strategy:** Under this strategy, Eve tries to independently guess each bit of the string S_N that would pass Alice's cVer algorithm. This also relates to the strategy of independently finding valid response and trap positions.
2. **Global strategy:** Here, Eve strategy is to output a string S_N using the global properties of the cVer such that the string passes the verification test with maximum probability. In contrast to the previous strategy, the probability to output each bit s_i is not necessarily independent with the global strategy.

We calculate the optimal success probability of Eve in both cases and show that by optimizing over both the strategies, we obtain a higher success probability for Eve in the optimal global strategy scenario. Although, the two strategies converge in the limit of large N . Hence we bound Eve's success probability by the optimal global strategy.

1. Independent guessing strategy: Under this strategy, Eve independently guesses each bit with the probability,

$$\Pr[s_i = 0] = \alpha, \quad \Pr[s_i = 1] = 1 - \alpha \quad (34)$$

where $\alpha \in [0, 1]$.

We denote the resulting string generated by Eve's strategy as $S_{id} = \{s_1, \dots, s_N\}$. In order for S_{id} to pass the **cVer** verification algorithm, it must simultaneously pass the **test1** and **test2**. Since Eve's strategy is guessing each bit independently, hence the probability for her to pass the **test1** and **test2** are independent. Let us look at the probability of passing the **test1** (which corresponds to checking the $N/2$ positions marked $b = 1$,

$$\Pr[\text{test1 pass}] = \Pr[s_{p_1} = 0] \times \dots \times \Pr[s_{p_{N/2}} = 0] = \alpha^{N/2} \quad (35)$$

where p_i correspond to the $b = 1$ marked positions.

If Eve's generated string passes **test1**, then Alice runs the **test2** to check if *count*, which is the number of bits that are 1 in the remaining $N/2$ bits marked with $b = 0$, lies within the interval $|\text{count} - \frac{N}{4}| \leq \delta_{er}$. Eve succeeds in passing this test with the probability,

$$\Pr[\text{test2 pass}] = \sum_{x=N/4-\delta_{er}}^{N/4+\delta_{er}} (1-\alpha)^x \alpha^{N/2-x} \times \binom{N/2}{x} \approx (2\delta_{er} + 1)(1-\alpha)^{N/4} \alpha^{N/4} \times \binom{N/2}{N/4} \quad (36)$$

where the approximation holds since we assume that $\delta_{er} \ll N$. From the above results, we see that the probability that Eve's string S_{id} passes the **cVer** verification algorithm is,

$$\Pr[\text{Ver Accept}_{\text{Eve},\alpha}] = \Pr[\text{test1 pass}_\alpha] \cdot \Pr[\text{test2 pass}_\alpha] \approx (2\delta_{er} + 1) \alpha^{3N/4} (1-\alpha)^{N/4} \times \binom{N/2}{N/4} \quad (37)$$

This is Eve's acceptance probability for a given α . An optimal strategy for Eve is find the optimal value of α that maximises the acceptance probability. This corresponds to,

$$\frac{\partial}{\partial \alpha} \Pr[\text{Ver Accept}_{\text{Eve},\alpha}] \Rightarrow \frac{\partial}{\partial \alpha} (\alpha^{3N/4} (1-\alpha)^{N/4}) = 0 \Rightarrow \alpha = \frac{3}{4}$$

Thus the maximum acceptance probability of Eve using an independent guessing strategy is:

$$\Pr[\text{Ver Accept}_{\text{Eve}}] = (2\delta_{er} + 1) \frac{3^{3N/4}}{2^{2N}} \times \binom{N/2}{N/4} \approx \mathcal{O}(2^{-N}) \quad (38)$$

2. Global strategy: The second category of Eve's strategy is to guess the N bit string which passes the **cVer** test algorithm with maximum probability. Here, Eve is not restricted to choosing each bit independently. In order to find the optimal global strategy we look at the **test1** and **test2** algorithms and extract out essential properties that can be leveraged by Eve to pass the verification test. We note that,

- Since the good and trap response positions corresponding to $b = 0$ and 1 are chosen uniformly

randomly by Alice, hence Alice does not have any information on the index set P corresponding to $b = 1$ (thus no information on $b = 0$ positions too).

- Eve knows the statistics of 0's and 1's in the desired string to pass the **cVer**. For example, a string must have a minimum of $\approx 3N/4$ bits which are 0, otherwise, the string necessarily fails the **test1** or **test2** or both.

Based on the above facts, any global strategy for Eve should consist of optimizing the number of 0's and 1's to pass both verification tests.

Before considering the optimal global attack strategy, we give an example of a specific (non-optimal) attack strategy to provide intuition on the kind of strategies that Eve can adopt here.

Example global strategy: The first global strategy that one might think of is to try to guess P , since passing the **test1** reduces to finding the strings that have bits '0' is all the p_i positions i.e. positions marked $b = 1$. If Eve successfully manages to guess the $b = 1$ positions, then she has a deterministic strategy of winning the **test2**, since she also knows the $b = 0$ trap positions. Across these positions she can deterministically assign the bits such that the *count* of the number of 1 bits lie within the interval $|count - \frac{N}{4}| \leq \delta_{er}$.

We denote Eve's generated string with this strategy to be S_g . Hence the probability of S_g passing **test1** is equal to correctly guessing the $\frac{N}{2}$ positions marked $b = 1$,

$$\Pr[\text{test1 pass}_{S_g}] = \Pr[\text{guess } b = 1 \text{ positions}] = \binom{N}{N/2}^{-1} \quad (39)$$

Once this test passes, then **test2** passes with certainty. Now the probability of passing the **cVer** verification algorithm is,

$$\begin{aligned} \Pr[\text{Ver accept}_{\text{Eve}, S_g}] &= \Pr[\text{test1 pass}_{S_g} \wedge \text{test2 pass}_{S_g}] \\ &= \Pr[\text{test1 pass}_{S_g}] \cdot \Pr[\text{test2 pass}_{S_g} | \text{test1 pass}_{S_g}] \\ &= \binom{N}{N/2}^{-1} \cdot 1 \\ &\leq N^{-\frac{N}{2}} \end{aligned} \quad (40)$$

We show that this global strategy is not optimal and Eve can design an optimal global strategy by properly utilising the part the second part of the information.

First, we argue that maximising the number of 0's will necessarily increase the success probability of passing **test1**. Let us assume that Eve sends an all '0' string S_g to Alice. Since **test1** checks only if in the $b = 1$ marked positions are 0, so S_g will always pass the first test. However, this string necessarily fails the **test2** since the *count* for this test is $N/2$ which is much higher than the tolerated limit.

Thus there always exists a global strategy with an optimal number of bits which are 1 in S_g in the case of $\delta_{er} = 0$, or more precisely a strategy that allows the flexibility of having a set of values for the number of '1' bits that the **test2** tolerates in case of $\delta_{er} \neq 0$.

Optimal global strategy: We say that an optimal global strategy \mathcal{E}_{gop} is the one that outputs a string S_{gop} with c_1 number of 1 bits, where $c_1 \in m_{valid} = \{\frac{N}{4} - \delta_{er}, \dots, \frac{N}{4} + \delta_{er}\}$.

Optimality argument: We prove the optimality of our test by the contradiction argument. Let us assume that there is a strategy \mathcal{E}_g different from above which produces a string S_g that succeeds

with the verification acceptance probability higher than S_{gop} . Now, either all the strings that \mathcal{E}_g outputs have c_1 number of 1 bits, where c_1 lies within the optimal boundary m_{valid} . In this case \mathcal{E}_g falls within the \mathcal{E}_{gop} strategy set. Or, there is at least one string that \mathcal{E}_g outputs with c_1 number of 1 bits such that $c_1 \notin m_{valid}$. In this case, that string will necessarily fail **test2**, even if it passes **test1**. This is because for the strategy $\mathcal{E}_g \notin \mathcal{E}_{gop}$ to pass, the bits in S_g which are 1 must necessarily appear in the positions marked $b = 0$ (trap positions). And since the number of 1 bits $c_1 \notin m_{valid}$, this implies it will fail the **test2**. Thus, $\Pr[\text{Ver Accept}_{\text{Eve}, \mathcal{E}_g \notin \mathcal{E}_{gop}}] = 0$.

Note that the condition of $c_1 \in m_{valid}$ is necessary but not a sufficient condition for passing the verification algorithm **cVer** i.e. any string with $c_1 \notin m_{valid}$, will always fail but not all strings with $c_1 \in m_{valid}$ will always pass the verification. Thus we can define the largest possible set of potentially valid strings which Eve needs to choose from to maximise her acceptance probability. As a result, we can define the optimal strategy \mathcal{E}_{gop} 's event space to be $\binom{N}{c_1}$. This is the set of all strings with the number of bits $c_1 \in m_{valid}$. We can now find the optimal global probability which is the probability that both the tests of **cVer** pass,

$$\begin{aligned} \Pr[\text{Ver accept}_{\text{Eve}, S_{gop}}] &= \Pr[\text{test1 pass}_{S_{gop}} \wedge \text{test2 pass}_{S_{gop}}] \\ &= \Pr[\text{test1 pass}_{S_{gop}}] \cdot \Pr[\text{test2 pass}_{S_{gop}} | \text{test1 pass}_{S_{gop}}] \end{aligned} \quad (41)$$

To calculate $\Pr[\text{test1 pass}_{S_{gop}}]$, we need to find the number of strings S_{gop} from the whole set of strings $\{0, 1\}^N$ with $c_1 \in m_{valid}$ bits and which passes the first test. In other words, the string S_g must have bits 0 in all the $b = 1$ marked positions and the bits 1 in the $b = 0$ marked positions.

Thus there are $N/2$ positions out of N where the bits 1 can be placed without the **test1** getting rejected.

For a specific c_1 , the total number of such strings is equal to the possible ways of distributing c_1 objects (1's) in $N/2$ positions:

$$\#(\text{correct strings}) = \binom{N/2}{c_1} \quad (42)$$

If one of these 'correct strings' is picked, it will necessarily also satisfy the condition of the second test. Hence the conditional probability $\Pr[\text{test2 pass}_{S_{gop}} | \text{test1 pass}_{S_{gop}}] = 1$. The probability of passing the first test is,

$$\Pr[\text{test1 pass}_{S_{gop}}] = \binom{N/2}{c_1} / \binom{N}{c_1} \quad (43)$$

The above **test1** passing probability is for a single $c_1 \in m_{valid}$. Summing over the probabilities of all the accepted c_1 ,

$$\Pr[\text{test1 pass}_{S_{gop}}] = \sum_{c_1 \in m_{valid}} \frac{\binom{N/2}{c_1}}{\binom{N}{c_1}} = \sum_{k=-\delta_{er}}^{\delta_{er}} \frac{\binom{N/2}{N/4+k}}{\binom{N}{N/4+k}} = \frac{(N/2)!}{N!} \sum_{k=-\delta_{er}}^{\delta_{er}} \frac{(3N/4-k)!}{(N/4-k)!}$$

In the limit $\delta_{er} \ll N$, the sum will converge,

$$\Pr[\text{test1 pass}_{S_{gop}}] = (2\delta_{er} + 1) \cdot \frac{(N/2)! (3N/4)!}{N! (N/4)!} \quad (44)$$

From the above equations, the probability that Eve passes the **cVer** algorithm using the global strategy,

$$\begin{aligned}
\Pr[\text{Ver accept}_{\text{Eve}, S_{\text{gop}}}] &= \Pr[\text{test1 pass}_{S_{\text{gop}}}] \cdot \Pr[\text{test2 pass}_{S_{\text{gop}}} | \text{test1 pass}_{S_{\text{gop}}}] \\
&= (2\delta_{er} + 1) \times \frac{(\frac{N}{2})! (\frac{3N}{4})!}{N! (\frac{N}{4})!} \cdot 1 \\
&\leq \mathcal{O}(N^{-N/2})
\end{aligned} \tag{45}$$

3. Probability comparison of Independent guessing strategy and Global strategy: To find the optimal classical attack, we compare the two categories of the attack strategies of Eve.

We fix the accepted tolerance value $\delta_{er} = 1$ for the comparison. The same result holds for other fixed δ_{er} values. Figure 6 shows the behaviour of the acceptance probabilities of Eve in the independent guessing strategy and global strategy as an increasing function of the string length N .

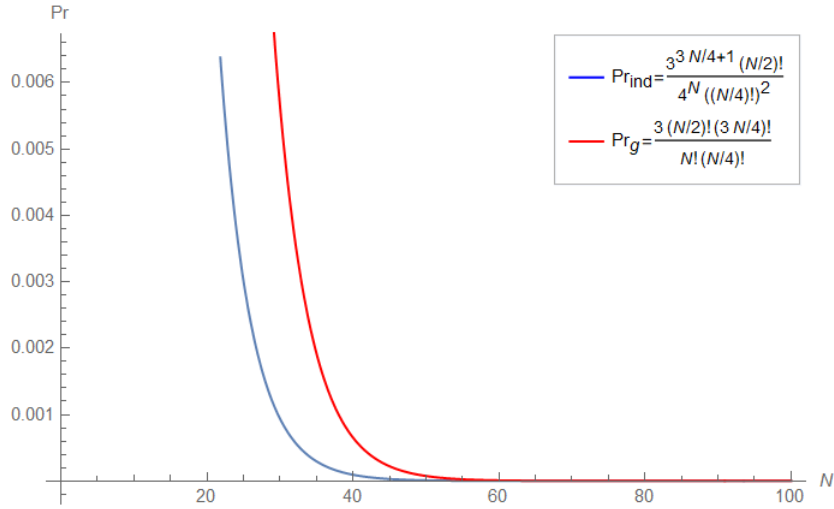


Figure 6: Comparison of the acceptance probabilities of Eve in the independent guessing strategy (in blue) and global strategy (in red) as an increasing function of the string length N . $\delta_{er} = 1$

From the simulation, we infer that the two strategies have inverse exponential form as expected. Also, they both converge for large enough N values. This also confirms the fact that the optimal strategy lies in finding the correct number of 1's in the string and the difference comes from our approximation in using the frequency interpretation of the probabilities in the smaller N . Using Stirling's approximation $n! \approx \sqrt{2n\pi} (\frac{n}{e})^n$ one can check that $\frac{1}{(\frac{N}{4})} \approx (\frac{4}{3^{3/4}})^{-N}$ which gives exactly the same bound as the independent guessing strategy. Although, in small N the global strategy is slightly better. Finally, we use Stirling's approximation $\binom{2n}{n} \approx \frac{2^{2n}}{\sqrt{\pi n}}$ to obtain the common factor of both probabilities we can bound the adversary's optimal success probability as,

$$\Pr[\text{Ver Accept}_{\text{Eve}}] \approx \frac{3^{3N/4}}{2^{2N}} \times \frac{2^{N/2}}{\sqrt{\frac{\pi N}{4}}} = \frac{2}{\sqrt{N\pi}} \left(\frac{2^6}{3^3}\right)^{-N/4} \approx \mathcal{O}(2^{-N}) \quad \text{for large enough } N \tag{46}$$

This completes the proof of Theorem 6. \square

7.2 Security against quantum adversary

We now investigate the soundness property of the protocol against quantum polynomial-time adversary Eve. Eve has polynomial access to the qPUF device in the *setup phase* and has access to the quantum challenges and responses (valid responses or trap) in the *identification phase*.

In the *identification phase*, we model the attack strategy of Eve with a general quantum channel or a completely positive trace preserving (CPTP) map that takes as input the target challenge $|\phi_i^c\rangle$, the unknown state $|\phi_i^b\rangle$, coupled with ancilla qubits prepared of her choice and outputs the classical bits which are sent to Alice for verification. Here CPTP map also takes advantage of the polynomial query made to the qPUF in the *setup phase* resulting in the creation of Eve's local database.

Here for more generality, we consider that the channel depends on her created local database.

Similar to two categories of classical Eve, we consider, a QPT Eve's strategy can be divided into two categories,

1. **Collective attack strategy:** Under this strategy, Eve applies the CPTP map individually on each instance of the challenge state $|\phi_i^c\rangle$ and response state $|\phi_i^b\rangle$ for all $i \in [N]$. Thus, it is the quantum analogue of classical independent guessing strategy.
2. **Coherent attack strategy:** Here, Eve applies a generalised CPTP map on the combined state of N copies of the challenge and response states that Alice sends to Bob.

Note that the collective strategy is a special case of the coherent strategy of Eve. However, in this case, we show that independence in choosing the trap and valid response states by Alice reduces the coherent strategy to the collective strategy by Eve.

7.2.1 Collective attack strategy

Under the *identification phase*, Eve obtains the challenge state $|\phi_i^c\rangle$ and the response state $|\phi_i^b\rangle$ from Alice for each $i \in [N]$. Under the collective strategy, her objective is to perform a generalised CPTP map on each instance of the challenge and the response state, such that the resulting map's output, after measurement, produces a single bit s_i , which maximises Eve's acceptance probability when Alice performs the **cVer** test algorithm. Figure 7 shows Eve performing a general collective strategy.

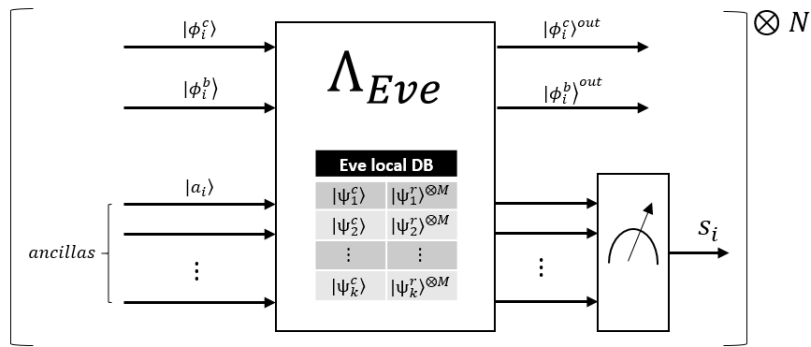


Figure 7: Quantum collective attack strategy performed by Eve on lrv-id protocol by applying the same, local database dependent, CPTP map on each instance of the challenge and response state $|\phi_i^c\rangle$ and $|\phi_i^b\rangle$ respectively. The output of the single instance of the map is a bit s_i .

We denote Eve's quantum map, which is dependent on the local database generated during query access in *setup phase*, to be Λ_{Eve} ,

$$\Lambda_{Eve} \equiv \bigotimes_{i=1}^N \Lambda_i \quad (47)$$

In the previous section on security analysis against a purely classical Eve, we showed that the lrv-id protocol achieves a security exponential in the number of rounds N . The security primarily builds on the idea that Eve is unable to find out which position is a valid response state and which ones are a trap state with probability better than a random 50:50 guess. Now when we analyse the security against a QPT Eve, it can be expected that with the knowledge that Eve obtained in the *setup phase* and the *identification phase*, she could do better than a random 50:50 guess at knowing which states are valid response states and which ones are trap states. That is, Eve would hope that the operation Λ in each round would help her know if $|\phi_i^b\rangle = |\phi_i^r\rangle$ for each $i \in [N]$ with a probability higher than half.

More formally, we define the quantum security of the protocol as follows:

Quantum Security: We say that the lrv-id protocol is secure against any QPT Eve who performs a CPTP map Λ on the states $|\phi_i^c\rangle, |\phi_i^b\rangle$ for each $i \in [N]$, if the resulting success probability of correctly guessing the bit b for each position differs negligibly from half,

$$\Pr[b \leftarrow \Lambda(|\phi_i^c\rangle, |\phi_i^b\rangle)] \leq \frac{1}{2} + \text{negl}(\lambda) \quad \forall i \in [N] \quad (48)$$

In the next theorem, we utilise the selective unforgeability property of qPUF to show that the lrv-id protocol satisfies the above quantum security notion.

Theorem 7 (Security of lrv-id against collective attack). *The success probability of any QPT adversary in correctly guessing whether $|\phi_i^b\rangle = |\phi_i^r\rangle$ for each $i \in [N]$ differs negligibly from half,*

$$\Pr[b \leftarrow \Lambda_i(|\phi_i^c\rangle, |\phi_i^b\rangle)] \leq \frac{1}{2} + \text{negl}(\lambda) \quad \forall i \in [N] \quad (49)$$

Proof. First, we use the symmetry of the problem to restrict ourselves to cases where $b = 1$. We prove the theorem by contradiction i.e., suppose there exists an algorithm W that wins the quantum security game for each index $i \in [N]$ with a probability non-negligibly better than a random guess. In other words, $W = 1$ if the index b is correctly guessed, and $W = 0$ otherwise. Let $f(\lambda) \geq 0$ be a non-negligible function of the security parameter. The joint probabilities for all collective possible values of b and W can be written as,

$$\begin{aligned} \Pr[W = 1, b = 1] &= \frac{1}{4} + f(\lambda) & \Pr[W = 1, b = 0] &= \frac{1}{4} - f(\lambda) \\ \Pr[W = 0, b = 0] &= \frac{1}{4} + f(\lambda) & \Pr[W = 0, b = 1] &= \frac{1}{4} - f(\lambda) \end{aligned}$$

where the joint probabilities are higher when W correctly guesses b , and is lower otherwise. From this, we can define the following conditional probability of winning for cases where $b = 1$ as follows:

$$\Pr[W = 1 | b = 1] = \frac{\Pr[W = 1, b = 1]}{\Pr[b = 1]} = \frac{1}{2} + f'(\lambda)$$

Where $f' = 2f$ is again a non-negligible function in the security parameter λ . This is the same probability of winning when $b = 0$ i.e. $\Pr[W = 0 | b = 0]$.

Now we show that the success probability of Eve in successfully guessing whether $|\phi_i^b\rangle = |\phi_i^r\rangle$

reduces to finding a CPTP map Λ_i which performs an optimal quantum test to distinguish the response state $|\phi_i^b\rangle$ with the reference state $|\phi_i^c\rangle$. As Eve has no access to the actual response $|\phi_i^r\rangle$, the reference state $|\phi_i^c\rangle$ should be generated within the Λ_i itself. Thus without loss of generality, any attack map Λ_i , consists of two parts. The first part uses a generator algorithm gen to generate a reference state $|\phi_i^c\rangle$, or more generally a mixed state ρ_e by using the local database and the input challenge state $|\phi_i^c\rangle$, and the second part performs a test algorithm \mathcal{T} on $|\phi_i^b\rangle$ and ρ_e ,

$$\Lambda_i = \mathcal{T}(|\phi_i^b\rangle, \rho_e \leftarrow gen(DB, |\phi_i^c\rangle)) \quad (50)$$

where DB is the local database of Eve generated in the *setup phase*. To further provide the capability to Eve, we assume that her test \mathcal{T} is the optimal test equality test algorithm, also referred as ideal test algorithm in Definition 2, i.e. $\mathcal{T} = \mathcal{T}_{ideal}$. Note that \mathcal{T}_{ideal} is the optimal test allowed by quantum mechanics where the probability of succeeding in the equality test is proportional to the fidelity distance of the two states. Now we state the following contraposition: Let us assume that there exists a winning algorithm W running $\Lambda = \mathcal{T}_{ideal}(|\phi_i^b\rangle, \rho_e)$ such that,

$$\Pr[1 \leftarrow \Lambda(|\phi_i^c\rangle, |\phi_i^b\rangle) | b = 1] \leq \frac{1}{2} + non-negl(\lambda) \quad (51)$$

From Definition 2, we see that \mathcal{T}_{ideal} outputs 1 with probability $p = F(|\phi_i^b\rangle, \rho_e)^2$. In other words,

$$\Pr[1 \leftarrow \Lambda(|\phi_i^c\rangle, |\phi_i^b\rangle) | b = 1] = \Pr[1 \leftarrow \mathcal{T}_{ideal}] = F(|\phi_i^b\rangle, \rho_e)^2 \leq \frac{1}{2} + non-negl(\lambda) \quad (52)$$

This implies that if an algorithm W exists for Eve, then she is able to generate the state ρ_e with non-negligible fidelity with the valid qPUF response (for $b=1$), and similarly with trap states (for $b = 0$). And this would hold for all $i \in [N]$. But this contrasts with the selective unforgeability of the qPUF which states that the success probability of any QPT adversary having polynomial-size access to qPUF is bounded as $\frac{d_e+1}{D}$ where $d_e = poly(\lambda) = poly \log(D)$ is the dimension of subspace that Eve has learnt from \mathcal{H}^D [25]. Thus such Λ cannot exist even with the most efficient test \mathcal{T}_{ideal} . This proves the theorem. \square

7.2.2 Coherent Strategy

We now look at the generalised attack model where Eve, instead of applying CPTP maps separately on each round, she can apply a collective map i.e. she can potentially have leverage entanglement between maps in each round. Such a strategy takes an input the N challenge states $\otimes_{i=1}^N |\phi_i^c\rangle$, the N response state $\otimes_{i=1}^N |\phi_i^b\rangle$ and the ancilla qubits, and outputs a N bit string S_N which is sent to Alice for verification. (Figure 8) The objective of Eve is to produce the string S_N which maximises the acceptance probability of **cVer** algorithm. We denote Eve's quantum map, which is dependent on the local database generated during query access in *setup phase*, to be Λ_{Eve} ,

$$\Lambda_{Eve} \equiv \Lambda^N \quad (53)$$

Similar to the previous collective attack strategy, Eve can generate strings S_N to maximise the acceptance probability by Alice, if she can use her generalised CPTP map Λ_{Eve} to figure out the positions of the valid response states and the trap states with a probability better a random 50:50 guess. Here as well, to construct such a map, Eve utilises the information she procures in the *setup phase* and the *identification phase*. More formally, we define the quantum security of the protocol as follows:

Quantum Security: We say that the lrv-id protocol is secure against any QPT Eve who performs a generalised CPTP map Λ^N on the states $\otimes_{i=1}^N |\phi_i^c\rangle, \otimes_{i=1}^N |\phi_i^b\rangle$, if the resulting success probability

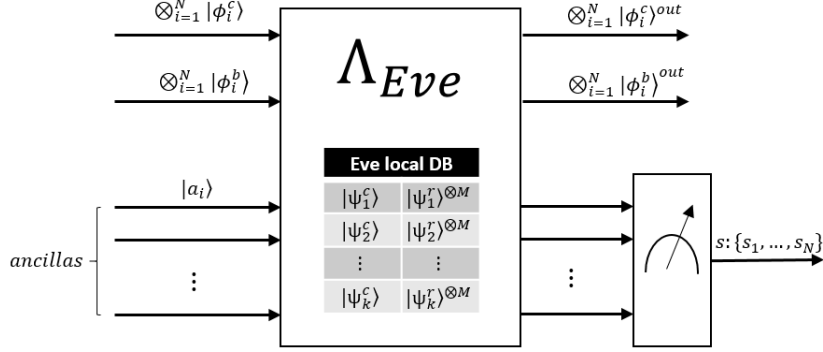


Figure 8: Quantum coherent attack strategy performed by Eve on lrv-id protocol by applying the general, local database dependent, CPTP map on the combined N copies of the challenge and response state $|\phi_i^c\rangle$ and $|\phi_i^b\rangle$ respectively. The output is the N bit string $S_N : \{s_1, \dots, s_N\}$.

of correctly guessing the b value for all the N positions is,

$$\Pr[\{b_1, \dots, b_N\} \leftarrow \Lambda^N(\otimes_{i=1}^N |\phi_i^c\rangle, \otimes_{i=1}^N |\phi_i^b\rangle)] \leq \left(\frac{1}{2} + \text{negl}(\lambda)\right)^N \quad (54)$$

where $\{b_1, \dots, b_N\}$ are the bits corresponding to correct b values for the N rounds.

In the next theorem, we utilise the selective unforgeability property of qPUF to show that the lrv-id protocol satisfies the above quantum security notion even with the coherent attack strategy by Eve.

Theorem 8 (Security of lrv-id against coherent attack). *The success probability of any QPT adversary in correctly guessing the b values for all the N positions, denoted by $\{b_1, \dots, b_N\}$, is,*

$$\Pr[\{b_1, \dots, b_N\} \leftarrow \Lambda^N(|\phi^c\rangle, |\phi^b\rangle)] \leq \left(\frac{1}{2} + \text{negl}(\lambda)\right)^N \quad (55)$$

where $|\phi^c\rangle = \otimes_{i=1}^N |\phi_i^c\rangle$, $|\phi^b\rangle = \otimes_{i=1}^N |\phi_i^b\rangle$ and $\mathbf{b} : \{b_1, \dots, b_N\}$ corresponds to the correct b values across N rounds.

Proof. To prove this theorem, we notice that Eve applies a generalised map Λ^N on the challenge and the response states of Alice to be able to correctly distinguish whether the response states are $|\phi_i^b\rangle = |\phi_i^r\rangle$ for all $i \in [N]$. Thus the probability to correctly guess \mathbf{b} reduces to Eve applying a CPTP map Λ^N to perform an optimal test to distinguish the response state $|\phi^b\rangle$ with her reference state ρ_e^N , where ρ_e^N is the generalised entangled state. Thus without loss of generality, any attack map Λ^N , consists of two parts. The first part uses a generator algorithm gen_N to generate a reference state ρ_e^N by using the local database and the input challenge state $|\phi^c\rangle$, and the second part performs a test algorithm \mathcal{T} on $|\phi^b\rangle$ and ρ_e^N ,

$$\Lambda^N = \mathcal{T}(|\phi^b\rangle, \rho_e^N \leftarrow gen(DB, |\phi^c\rangle)) \quad (56)$$

where DB is the local database of Eve generated in the *setup phase*. Similar to the collective strategy proof, we assume Eve's testing algorithm \mathcal{T} is the optimal test equality test algorithm, also referred as ideal test algorithm in Definition 2, i.e. $\mathcal{T} = \mathcal{T}_{ideal}$. Here \mathcal{T}_{ideal} again relates to the fidelity

distance between the two states,

$$\Pr[1 \leftarrow \Lambda^N(|\phi^c\rangle, |\phi^b\rangle)] = \Pr[1 \leftarrow \mathcal{T}_{ideal}] = F(|\phi^b\rangle, \rho_e^N)^2 \quad (57)$$

Since each b across the N positions are chosen independently and randomly, this implies at entangling the map across different rounds does not help Eve in any way. Thus to correctly guess the b values for all the N positions, the optimal attack strategy of Eve is to generate the reference state $\rho_{max}^{\otimes N}$, such that,

$$F(\rho^{\max}, |\phi_i^r\rangle) = \sqrt{\langle \phi_i^b | \rho^{\max} | \phi_i^b \rangle} \geq \sqrt{\langle \phi_i^b | \rho_i | \phi_i^b \rangle} \quad \forall i \in [N] \quad (58)$$

where $\rho_i = \text{Tr}_{\{1 \dots N/i\}}(\rho_e^N)$, i.e. ρ_i is obtained by tracing out the $N-1$ instances $\{1, \dots N/i\}$.

This further implies that attack map Λ^N is reduced to $\Lambda_{ind}^{\otimes N}$, where the map $\Lambda_{ind}^{\otimes N}$ involves a generator algorithm that produces the state ρ^{\max} which maximises the average fidelity with Alice's response state across all the N rounds. This implies that,

$$\begin{aligned} \Pr[\{b_1, \dots, b_N\} \leftarrow \Lambda^N(|\phi^c\rangle, |\phi^b\rangle)] &= \prod_{i=1}^N \Pr[b_i \leftarrow \Lambda_{ind}(|\phi_i^c\rangle, |\phi_i^b\rangle)] \\ &\leq \left(\frac{1}{2} + \text{negl}(\lambda)\right)^N \end{aligned} \quad (59)$$

where we used the result of theorem 7 after the reduction from coherent to the collective attack. This completes the proof. \square

7.2.3 Classical and Quantum Strategies

Using the above theorems 7 and 8 we show that a QPT Eve does not have any non-negligible advantage in passing the **cVer** verification test compared to the purely classical Eve. Thus, we can bound the success probability of a general QPT Eve which the success probability of the classical Eve from the theorem 6,

$$\Pr[\text{Ver accept}_{\text{QPT Eve}}] \leq \Pr[\text{Ver accept}_{\text{Classical Eve}}] + \text{negl}(\lambda) \approx \mathcal{O}(2^{-N}) \quad (60)$$

7.3 Protocol generalisation to arbitrary distribution of traps

In the original lrv-id protocol, Alice randomly picks half of the $N/2$ positions, and marks them $b = 1$. The rest is marked $b = 0$. Here, even though an adversary Eve does not know the locations of valid qPUF response states and the trap states, she knows that half of the positions are traps. In this section, we generalise the lrv-id protocol to further hide the number of traps information from Eve. This is done with the hope that hiding the number of trap and good response states could further decrease the probability of Eve passing the **cVer** test especially against a fully classical Eve who only uses the statistics information to attack the protocol. Here Alice chooses an arbitrary number of trap positions. In other words, she randomly picks a value $p \in [0, 1]$, then randomly picks pN locations out of N and marks them $b = 1$ (valid response states). The rest of $(1 - p)N$ positions are assigned $b = 0$ (trap positions). One can observe that the protocol on Bob's side does not depend on this value p , hence Alice is not required to make the p value public. We note that $b = 1$ positions must all have bits valued 0, and $b = 0$ positions must have half bits valued 0 and the rest are valued 1 (assuming $\delta_{er} = 0$ for simplicity) if the N bits have to pass the classical verification algorithm **cVer**. Now, upon running the lrv-id protocol, there are in total $N(1 + p)/2$ number of 0 bits and $N(1 - p)/2$ number of '1' bits in the desired bit-string S_N which can pass the verification. Changing the tolerance value δ_{er} will not affect the result as we have seen in the previous section

that by having a δ_{er} much smaller than N the probability only multiplies to a constant factor. We follow the same argument as in the proof of Theorem 6, for finding the optimal success probability of Eve generating successful bit-strings for the new classical verification. We say that the optimal strategies are the ones where their string space consists of exactly c_1 bits that are 1, where here $c_1 = N(1-p)/2$. For the specific case of $p = 0.5$, we have proven the optimality of such strategies. Hence in this specific case, we can refer to the same proof. In the generalised setting, the p value is unknown, and as a result c_1 is unknown to Eve as well. Therefore the overall winning probability of Eve will depend on first guessing the correct values of c_1 and then the probability of such strings passing both tests. Also, we know that the probability of any strings with incorrect c_1 is necessarily 0, hence we can write the probability that Eve passes the verification test as follows,

$$\Pr[\text{Ver accept}_{\text{Eve}}] = \Pr[\text{guess } c_1] \times \Pr[\text{Ver accept}_{\text{Eve}, S_{\text{gap}}} | c_1 = \frac{N(1-p)}{2}] = \Pr[\text{guess } c_1] \times \frac{\binom{N-Np}{\frac{N-Np}{2}}}{\binom{N}{\frac{N-Np}{2}}} \quad (61)$$

Let us assume that Alice, in order to maximize the randomness over the correct choice of c_1 , picks p completely uniformly from $[0, 1]$. In this case, the number of trap responses can be any number between 0 (for $p = 1$) and N (for $p = 0$). Consequently, $c_1 \in \{0, 1, \dots, \frac{N}{2}\}$ and if any of these values occur with equal probability, then Eve can guess c_1 with the following probability:

$$\Pr[\text{guess } c_1] = \frac{1}{\frac{N}{2} + 1}$$

Now one can calculate the average winning probability of Eve over p :

$$\Pr[\text{Ver accept}_{\text{Eve}}]_p = \int_0^1 \frac{2}{N+2} \frac{(N-Np)!\binom{N+Np}{\frac{N+Np}{2}}!}{N!\binom{N-Np}{\frac{N-Np}{2}}!} dp \quad (62)$$

In the Appendix A.2, we have shown that the above integral converges to the following value:

$$\Pr[\text{Ver accept}_{\text{Eve}}]_p \approx \overline{Pr_{win}} = \frac{2}{N+2} \sum_{k=0}^N \frac{(N-k)!\binom{N+k}{\frac{N+k}{2}}!}{N!\binom{N-k}{\frac{N-k}{2}}!} \approx \frac{6}{N(N+2)} = \mathcal{O}(\frac{1}{N^2}) \quad (63)$$

This means that by choosing the p from a uniform distribution, the average success probability of the adversary becomes polynomially small in N which reduces the security of the protocol to polynomial. This may seem a surprising result although the reason is that the probability function for $p = 0$ and $p = 1$ is 1. On the other hand, from the security result for $p = \frac{1}{2}$, we know that the probability function's behaviour can be inverse exponential. This gives rise to the interesting question of whether one can find a boundary for p in which $\Pr[\text{Ver accept}_{\text{Eve}}]$ is negligible. Before addressing this problem, it is worth mentioning that by hiding p , one can hope the protocol's security to be boosted by at most a polynomial factor ($\frac{1}{\mathcal{O}(N)}$) as Eve's probability of guessing the correct c_1 depends only on the different number of 1's in the string that results from different choices of p . Even though for large N this polynomial factor can be ignored, assuming that Alice has a good choice of p which leads to the exponential security, in relatively smaller N the hiding can practically boost the security of the identification.

Now to be able to analyse the $\Pr[\text{Ver accept}_{\text{Eve}}]$, we rewrite the factorials with Gamma function and we define $z = \frac{N-Np}{2}$ where $z \in \{0, 1, \dots, \frac{N}{2}\}$. Considering that $\Gamma(z+1) = z\Gamma(z)$, the probability is,

$$\Pr[\text{Ver accept}_{\text{Eve}}] = \frac{(N-Np)!\binom{N+Np}{\frac{N+Np}{2}}!}{N!\binom{N-Np}{\frac{N-Np}{2}}!} = \frac{\Gamma(2z+1)\Gamma(N-z+1)}{N!\Gamma(z+1)} = \frac{2}{N!} \times \frac{\Gamma(2z)\Gamma(N-z+1)}{\Gamma(z)}$$

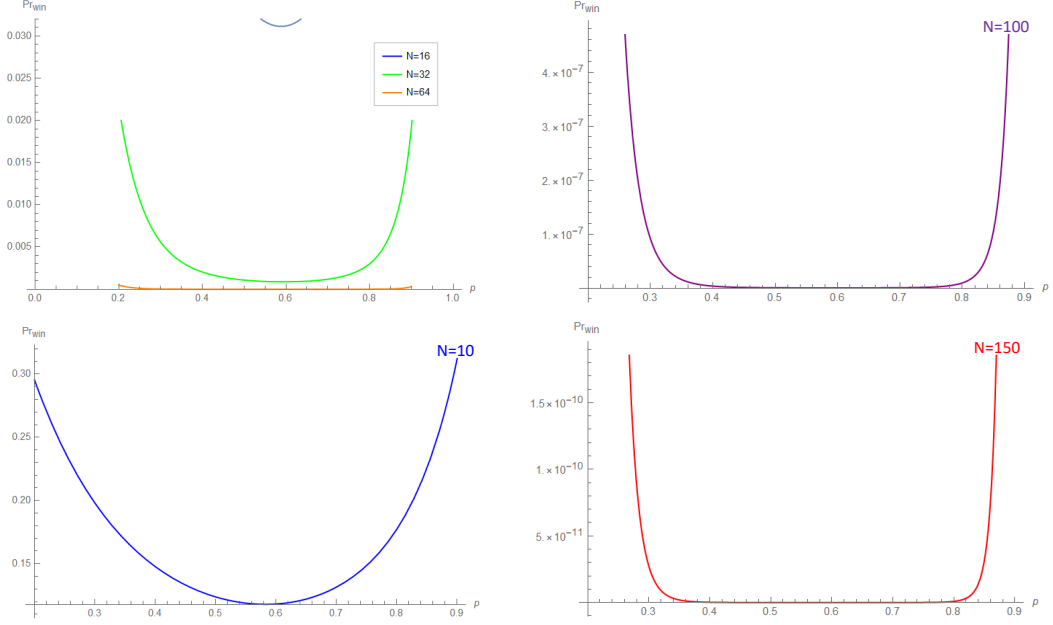


Figure 9: Behaviour of Eve's success probability $\Pr[\text{Ver accept}_{\text{Eve}}]$ as a function of p (corresponding to number of valid qPUF responses), for different values of N .

Using properties of Gamma functions we have that $\frac{\Gamma(2z)}{\Gamma(z)} = \frac{2^{2z-1}}{\sqrt{\pi}} \Gamma(z + \frac{1}{2})$. Thus we can simplify the function to be:

$$\Pr[\text{Ver accept}_{\text{Eve}}] = \frac{2}{\sqrt{\pi}} \times \frac{2^{2z-1}}{N!} \Gamma(z + \frac{1}{2}) \Gamma(N - z + 1) \approx \frac{2^{2z-1}}{N!} \Gamma(z + \frac{1}{2}) \Gamma(N - z + 1) \quad (64)$$

For a large enough fixed N , the factor $\frac{2^{2z-1}}{N!} \ll 1$. However it is an increasing function in z and $\Gamma(z + \frac{1}{2}) \Gamma(N - z + 1)$ is a large factor which quickly decreases with z . Also at the beginning and the end of the period where $z = 0, z = \frac{N}{2}$, the probability is 1, and it reduces to a small value for certain z . Thus it can be deduced that the function will necessarily have a minimum for any N . The Figure 9, different $\Pr[\text{Ver accept}_{\text{Eve}}]$ for different N has been shown. We have renormalised the probabilities as a function of p to be able to compare them. As can be seen, the function for all the different values of N falls exponentially in a minimum region where there are the desirable values of p . As N grows, the range of desirable p expands, which can be seen in the top right plot where we compare the probability for $N = 16, N = 32$ and $N = 64$. Also by comparing the probability range for $N = 10, N = 100, N = 150$ one can see how the exponential security is achieved for a p which has been chosen in the *good* region. This specification of the success probability would be useful for Alice to be able to optimise the protocol based on her resources. Moreover, the freedom of choosing traps according to desired distribution, conditioning that it bounds the value of p to the minimum region, enables the protocol to be useful in other scenarios.

Protocol	Security	Quantum Memory		Computing ability		Communication round	
		Verifier	Prover	Verifier	Prover	Quantum	Classical
hrv-id-SWAP	ϵ	$= 2^{-MN}$	$\log 1/\epsilon$	0	$\text{poly log } D$	0	$\log 1/\epsilon$
hrv-id-GSWAP		$= (M+1)^{-N}$	$\frac{M}{\log M+1} \log 1/\epsilon$	0	$\text{poly log } MD$	0	$\frac{1}{\log M+1} \log 1/\epsilon$
lrv-id		$= 2^{-N}$	$\log 1/\epsilon$	0	0	$\text{poly log } D$	1

Table 1: Comparison of different qPUF-based identification protocols in terms of security ($\Pr[\text{Ver accept}_{\text{Eve}}] = \epsilon$) against any QPT adversary and the three resource categories of the verifier and the prover: quantum memory, computing ability and number of communication rounds. Here all the resources are in $\mathcal{O}(\cdot)$. All our proposed protocols exhibits ϵ exponential security with polynomial sized resource $\mathcal{O}(\log 1/\epsilon)$ memory/communication and $\mathcal{O}(\text{poly log } D)$ computing ability in both the parties. Here D is the size of qPUF.

8 Resource comparison of protocols

The two proposed qPUF-based identification protocols differ in a great deal in terms of the type and amount of resources available to the concerned parties. We divide the resources into three categories: quantum memory, quantum computing ability, and the number of communication rounds required to achieve identification. Here, quantum memory is quantified by the number of quantum states stored in a register, and the computing ability resource is quantified in terms of the number of quantum gates required to implement a specific quantum circuit.

Table 1 compares the resources of the two protocols that we have introduced. For a fair comparison between the above protocols, we fix the maximum acceptance probability for any QPT adversary, $\Pr[\text{Ver accept}_{\text{Eve}}]$, to be ϵ , and compute the number of resources required to achieve that desired acceptance probability. In all the protocols, we assume that during one identification, N copies of different states, each with M identical copies are used. For the specific case of lrv-id protocol, $M = 1$. For the hrv-id-SWAP protocol, where the quantum verification is via the SWAP test circuit, the adversary's acceptance probability is $\epsilon = \mathcal{O}(2^{-MN})$. In this protocol, the verifier requires $MN = \mathcal{O}(\log 1/\epsilon)$ size quantum memory and computing ability of $\mathcal{O}(\text{poly log } D)$ quantum gates, where D is the size of qPUF. The prover, on the other hand, requires no quantum memory and computing ability. The number of communication rounds required to achieve the desired security is $MN = \mathcal{O}(\log 1/\epsilon)$. The protocol hrv-id-GSWAP, where the quantum verification is via the GSWAP test circuit, the adversary's acceptance probability is $\epsilon = \mathcal{O}((M+1)^{-N})$. In this protocol, the verifier requires $MN = \mathcal{O}(\frac{M}{\log M+1} \log 1/\epsilon)$ size quantum memory and a computing ability of $\mathcal{O}(\text{poly log } MD)$ quantum gates. Similar to hrv-id-SWAP, the prover requires no quantum memory and computing ability. The number of communication rounds required to achieve the desired security is $N = \mathcal{O}(\frac{1}{\log M+1} \log 1/\epsilon)$. Thus for large M values, the verifier's quantum memory requirement is less while using SWAP compared to GSWAP, but the number of communication rounds is higher using the SWAP test.

Now for the lrv-id protocol, the protocol with the low-resource verifier, the adversary's acceptance probability is $\epsilon = \mathcal{O}(2^{-N})$. In this protocol, the verifier requires $N = \mathcal{O}(\log 1/\epsilon)$ size quantum memory. Since the verifier performs classical verification, hence she does not require a quantum computing ability. The prover here requires no quantum memory but since he performs the SWAP test circuit, his computing ability is required to be $\mathcal{O}(\text{poly log } D)$. The number of quantum communication rounds required to achieve the desired security is $N = \mathcal{O}(\log 1/\epsilon)$. This protocol also requires a single round of classical communication transmitting N bits.

Figure 10 demonstrates the graphical comparison of different resources among the three qPUF-based identification protocols. The plots show a tradeoff in resources between different protocols to achieve the desired success probability of ϵ . We choose the ϵ to range from 10^{-6} to 10^{-1} . Since the computing ability resource depends on the qPUF size D , we choose $D = 1/\epsilon$ for comparison.

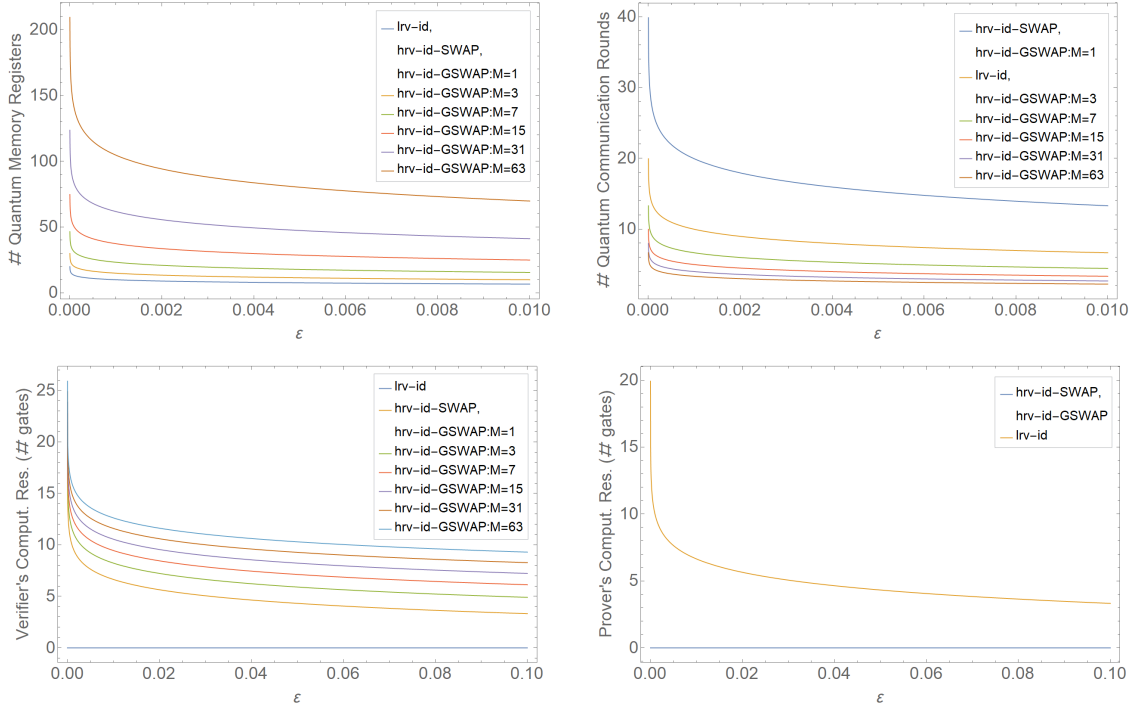


Figure 10: Comparison of the resources required by the prover and verifier in the three qPUF-based identification protocols (hrv-id-SWAP, hrv-id-GSWAP, and lrv-id) for varying security values ϵ . We choose the ϵ to range from 10^{-6} and 10^{-2} for the top row and between 10^{-6} and 10^{-1} for the bottom row. Plot top left compares the verifier's quantum memory resource vs ϵ for the three protocols. The plot shows that the least memory requirement is minimum in hrv-id-SWAP and lrv-id protocols while it increases by increasing the number of local copies M required in the GSWAP test for hrv-id-GSWAP protocol. We note that the prover's memory requirement is 0 in all the three protocols. Plot top right similarly compares the number of quantum communication rounds in the three protocols. The requirement is minimum in the lrv-id while it increases with M in the hrv-id-GSWAP. The communication round in hrv-id is double to the lrv-id requirement to indicate the two-way quantum communication instead of one way in the latter. Plots bottom left and bottom right compares the computational resource vs ϵ for the verifier and prover respectively. Here we have taken $D = 1/\epsilon$ for comparison.

We identify that the difference in resources primarily comes about due to the different requirements of SWAP and GSWAP tests. To illustrate this graphically, we provide density plots in Figure 11 to showcase the trade-off between the success probability ϵ and the memory and communication round resources required for different M and N 's for protocols based on SWAP vs GSWAP tests.

9 Discussion

We have proposed two qPUF based identification protocols which provide exponential security against any QPT adversary by solely utilising hardware-based qPUF property instead of other cryptographic properties of the device. Our primary classification in the two protocols have come about from the practical scenarios in a network, i.e. parties with varying capabilities should be able to efficiently run a secure identification protocol. Our first protocol, hrv-id, is proposed to be

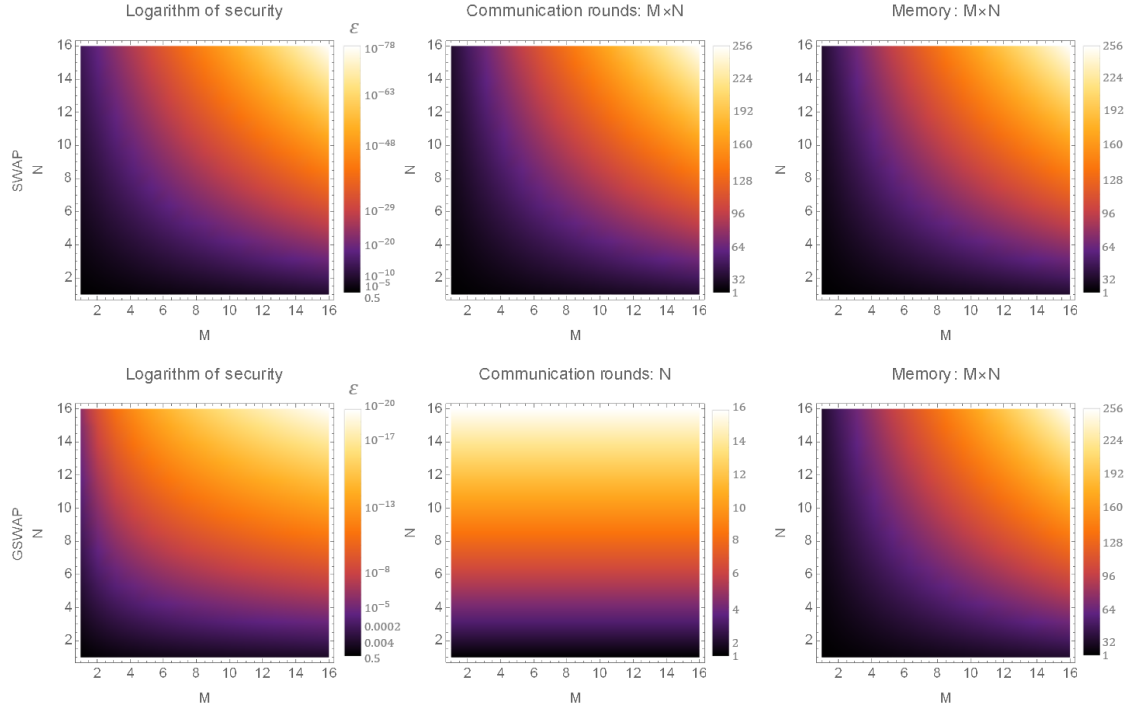


Figure 11: Comparison of verification based on SWAP and GSWAP for identification protocols. The top row is associated with SWAP and the bottom row to GSWAP. The x-axis of the plots are all M (the number of local copies) and the y-axis are all N (the number of different states) and the security, quantum memory and quantum communications have been shown with color spectrum. The left column shows the security ϵ where we have $\epsilon = 2^{-MN}$ for SWAP and $\epsilon = (M+1)^{-N}$ for GSWAP, in a logarithmic scale for more visibility. The middle column shows the required communication where we see that for GSWAP the communication rounds are independent of M and only linearly growing with N while as for SWAP the communication rounds grows also linear by increasing the number of local copies. The right column shows the memory which has been fixed for both SWAP and GSWAP to $M \times N$. The comparison between security and communication plots shows a trade-off between SWAP and GSWAP as the quantum verification algorithm.

suites more in the mobile-like device settings i.e. provers having low resource would want their device to be correctly identified by a high resource verifier. Since the identification protocol requires a multi-round communication between the prover and the verifier, we have proposed efficient quantum equality-testing based verification tests to reduce the communication overhead requirement.

Our second protocol, lrv-id, is suited in the mobile-like verification setting i.e. a low-resource almost classical-like verifier would want to verify the device of a high resource quantum prover. The advantage of this protocol is that a purely classical verification algorithm is sufficient to verify the prover's device with provable security. lrv-id is based on the idea of verifier inserting random trap states in between the communication rounds which facilitates a secure delegation of the quantum testing to the prover. This allows the verifier to simply run a classical algorithm on the quantum test outcomes to perform successful identification.

An interesting extension of lrv-id protocol that we have shown is the generalisation to the arbitrary distribution of traps instead of randomly inserting them in half the positions as proposed in our current protocol. With this generalisation on hiding the trap distribution, one hopes for further

enhancement in security against a QPT adversary. We draw some non-trivial conclusions from this generalisation including the worsening of security to polynomial in the number of communication rounds (instead of exponential as our current protocol) when the number of trap positions is chosen uniformly over the total positions. We also remark that some distributions provide a polynomial enhancement over the current exponential security bound, thus justifying the need for hiding the number of trap positions.

Acknowledgement

We acknowledge the support of the European Unions Horizon 2020 Research and Innovation Programme under Grant Agreement No. 820445 (QIA) and the UK Engineering and Physical Sciences Research Council grant EP/N003829/1.

Author Contributions

M.D. and N.K. did the proofs. M.D. did the plots and simulations. All authors contributed in preparing the manuscript.

Competing Interests

The authors declare no competing interest.

A Appendix

A.1 Selective unforgeability of unknown unitary qPUFs

We take the results in [25] for the selective unforgeability of the qPUF to be able to use it in our security proofs. First we restate a theorem which implies that the success probability of any QPT adversary to output the response of a Haar random challenge state $\rho \in \mathcal{H}^D$ with non-negligible fidelity is bounded.

Theorem 9. *[restated from [25]] For any unitary evolution U , picked from an unknown unitary family, for any non-zero δ and any state $\rho \in \mathcal{H}^D$ randomly picked from Haar measure over \mathcal{H}^D , the success probability of any QPT algorithm \mathcal{A} having a $\text{polylog}(D)$ -size pre-challenge access to U , in outputting a state closer than δ in the fidelity distance to state $U\rho U^\dagger$ is bounded as follows:*

$$\Pr_{\rho \in \mathcal{H}^D} [F(\mathcal{A}(\rho), U\rho U^\dagger)^2 \geq \delta] \leq \frac{d+1}{D} \quad (65)$$

where D is the dimension of the Hilbert space that the challenge quantum state is picked from, and $0 \leq d \leq D-1$ is the dimension of the largest subspace of \mathcal{H}^D that the adversary can span during the learning phase.

Proof. Here we state the proof of above theorem according to the original proof given in [25]. Let \mathcal{A} create an input and output database from querying U namely S_{in} and S_{out} , both with size k . Also, Let \mathcal{H}^d be the d -dimensional Hilbert space spanned by elements of S_{in} and \mathcal{H}_{out}^d be the Hilbert space spanned by elements of S_{out} with the same dimension. As U is an unknown unitary \mathcal{A} only learns U through queries thus $d \leq k$. \mathcal{A} receives an unknown quantum state ρ as a challenge and tries to output a state ω or its purification $|\omega\rangle$ as close as possible to $\rho^o = U\rho U^\dagger$. The objective is

to bound the average probability of \mathcal{A} 's output state $|\omega\rangle$ to have a fidelity larger or equal to δ such that for any $\delta \neq 0$ the success probability will be negligible. The average probability is over all the possible states of $\rho \in \mathcal{H}^D$ where is picked at random from a uniform distribution (Haar measure). Thus we are interested in the following probability:

$$Pr_{success} = Pr_{\rho \in \mathcal{H}^D} [F(\mathcal{A}(S_{in}, S_{out}, \rho), U\rho U^\dagger)^2 \geq \delta] = Pr_{\rho \in \mathcal{H}^D} [|\langle \omega | \rho^o | \omega \rangle|^2 \geq \delta]. \quad (66)$$

The \mathcal{H}^d is a known subspace for \mathcal{A} as by picking the input states \mathcal{A} can have the classical descriptions. Although the \mathcal{H}_{out}^d is an unknown subspace. Here we boost \mathcal{A} to be a stronger adversary by assuming that \mathcal{A} gets access to the complete set of basis of \mathcal{H}^d and \mathcal{H}_{out}^d or in other words the complete description of the map in the subspace. Let $\{|e_i^{in}\rangle\}_{i=1}^d$ and $\{|e_i^{out}\rangle\}_{i=1}^d$ be the sets of orthonormal basis of the input and output subspaces. Now, we partition the set of all the challenges to two parts: the challenges that are completely orthogonal to \mathcal{H}^d subspace, and the rest of the challenges that have non-zero overlap with \mathcal{H}^d . We denote the subspace of all the states orthogonal to \mathcal{H}^d as \mathcal{H}^{d^\perp} . In other words, we will analyse the target probability $Pr_{success} = Pr_{\rho \in \mathcal{H}^D} [|\langle \omega | \rho^o | \omega \rangle|^2 \geq \delta]$ in terms of the partial probabilities

$$Pr_{\rho \in \mathcal{H}^D, \rho \in \mathcal{H}^{d^\perp}} [|\langle \omega | \rho^o | \omega \rangle|^2 \geq \delta] \quad \text{and} \\ Pr_{\rho \in \mathcal{H}^D, \rho \notin \mathcal{H}^{d^\perp}} [|\langle \omega | \rho^o | \omega \rangle|^2 \geq \delta].$$

Because the probability of ρ being in any particular subset is independent of the adversary's picked subspace, the success probability can be written as:

$$Pr_{success} = Pr_{\rho \in \mathcal{H}^{d^\perp}} [|\langle \omega | \rho^o | \omega \rangle|^2 \geq \delta] \times Pr[\rho \in \mathcal{H}^{d^\perp}] + Pr_{\rho \notin \mathcal{H}^{d^\perp}} [|\langle \omega | \rho^o | \omega \rangle|^2 \geq \delta] \times Pr[\rho \notin \mathcal{H}^{d^\perp}] \quad (67)$$

where $Pr[\rho \in \mathcal{H}^{d^\perp}] = 1 - Pr[\rho \notin \mathcal{H}^{d^\perp}]$ denotes the probability of ρ picked according to Haar measure, being projected into the subspace of \mathcal{H}^{d^\perp} . Now we refer to Lemma 1 in [25] stating that this probability for any subspace, is equal to the ratio of the dimensionalities. As \mathcal{H}^{d^\perp} is a $D - d$ dimensional subspace, $Pr[\rho \in \mathcal{H}^{d^\perp}] = \frac{D-d}{D}$ and respectively $Pr[\rho \notin \mathcal{H}^{d^\perp}] = \frac{d}{D}$. Also the probability is upper-bounded by the cases that the adversary can always get a good fidelity for $\rho \notin \mathcal{H}^{d^\perp}$:

$$Pr_{success} \leq Pr_{\rho \in \mathcal{H}^{d^\perp}} [|\langle \omega | \rho^o | \omega \rangle|^2 \geq \delta] \times \left(\frac{D-d}{D}\right) + \frac{d}{D} \quad (68)$$

Finally it only remains to bound the success probability of \mathcal{A} over the subspace completely orthogonal to the learnt one. Any state $|\omega\rangle$ produced by \mathcal{A} can be written in the following form

$$|\omega\rangle = \sum_{i=1}^d \beta_i |e_i^{out}\rangle + \sum_{i=d+1}^D \gamma_i |q_i\rangle \quad (69)$$

where the first part is spanned by the basis of learnt output subspace and the second part has been produced in $\mathcal{H}_{out}^{d^\perp}$ with $\{|q_i\rangle\}_{i=1}^{D-d}$ being a set of bases for $\mathcal{H}_{out}^{d^\perp}$. For all $\rho \in \mathcal{H}^{d^\perp}$ as the unitary preserve the inner product the output ρ^o is also orthogonal to \mathcal{H}_{out}^d . Thus the first part of the state

$|\omega\rangle$ always gives a 0 fidelity and for \mathcal{A} to optimise the probability all β_i should be zero. This leads to all adversaries states be in the form of $\sum_{i=1}^{D-d} \gamma_i |q_i\rangle \in \mathcal{H}_{out}^{d\perp}$ where the normalisation condition is $\sum_{i=1}^{D-d} |\gamma_i|^2 = 1$. Now according to the argument given in [25], the selection of this $|q_i\rangle$ basis is completely independent to the actual basis of ρ as it has been randomly picked from Haar measure over \mathcal{H}^D . More precisely, one needs to bound the probability of the average fidelity being greater than δ for this subspace. By using the symmetry of the fidelity and Haar distributed states, it can be shown that the average can be taken over both ρ^o and $|\omega\rangle$:

$$\begin{aligned} \int_{\rho^o \in \mathcal{H}_{out}^{d\perp}} |\langle \omega | \rho_x^o | \omega \rangle|^2 d\mu_x &= \int_{\rho^o \in \mathcal{H}_{out}^{d\perp}} \left| \sum_{i=1}^{D-d} \overline{\gamma_i} \langle q_i | \rho_x^o | q_i \rangle \right|^2 d\mu_x = \\ \int_{\rho^o \in \mathcal{H}_{out}^{d\perp}} \left| \sum_{i=1}^{D-d} \overline{\gamma_i} \langle q_i | \rho^o | q_i \rangle \right|^2 d\mu_x &= \int_{|\omega\rangle \in \mathcal{H}_{out}^{d\perp}} |\langle \omega_x | \rho^o | \omega_x \rangle|^2 d\mu_x \end{aligned} \quad (70)$$

where $d\mu$ denotes the Haar measure. According to our uniformity assumption, the $d\mu$ here is the Haar measure. Note that $|\omega\rangle$ can be different for any new challenge. Now instead of bounding this average with δ , a more general case can be considered in which this average is any non-zero quantity. As it has been shown [25], the probability of being zero i.e. $Pr_{|\omega\rangle \in \mathcal{H}_{out}^{d\perp}} [|\langle \omega | \rho^o | \omega \rangle|^2 = 0]$ is greater than the probability of being projected into a $D - d - 1$ dimensional subspace hence we have:

$$\begin{aligned} Pr_{|\omega\rangle \in \mathcal{H}_{out}^{d\perp}} [|\langle \omega | \rho^o | \omega \rangle|^2 = 0] &\geq \\ Pr_x \left[\left(\sum_{i,j=1}^{D-d} |\overline{\gamma_{ix}} \alpha_j|^2 \langle q_i | \Pi_j | q_i \rangle \right) = 0 \right] &= \frac{D - d - 1}{D - d}. \end{aligned} \quad (71)$$

Here α_i are coefficients for the expansion of ρ^o . Consequently,

$$Pr_{\rho^o \in \mathcal{H}_{out}^{d\perp}} [|\langle \omega | \rho^o | \omega \rangle|^2 \neq 0] \leq \frac{1}{D - d} \quad (72)$$

which also holds for any non-zero delta. Substituting this into the success probability the result will be

$$Pr_{success} \leq \frac{1}{D - d} \times \left(\frac{D - d}{D} \right) + \frac{d}{D} = \frac{d + 1}{D} \quad (73)$$

and the theorem has been proved. \square

A.2 Average probability convergence

Here we approximate the following integral for the average probability that Eve wins the classical verification by performing the optimal classical strategy when p is chosen to be a uniform distribution.

$$\Pr[\text{Ver}_{\text{accept}_{\text{Eve}}}^p] = \int_0^1 \frac{2}{N + 2} \frac{(N - Np)! \left(\frac{N + Np}{2}\right)!}{N! \left(\frac{N - Np}{2}\right)!} dp$$

We choose $NP = k$ thus we have $Ndp = dk$ and we can rewrite the integral as:

$$\Pr[\text{Ver}_{\text{accept}_{\text{Eve}}}^p] = \frac{2}{N(N + 2)} \int_0^N \frac{(N - k)! \left(\frac{N + k}{2}\right)!}{N! \left(\frac{N - k}{2}\right)!} dk$$

Now we can approximate the integral for discrete $k \in \{0, 1, \dots, N\}$. Hence we have:

$$\Pr[\text{Ver accept}_{\text{Eve}}] \approx \overline{\Pr[\text{Ver accept}_{\text{Eve}}]} = \frac{2}{N(N+2)} \sum_{k=0}^N \frac{(N-k)! \left(\frac{N+k}{2}\right)!}{N! \left(\frac{N-k}{2}\right)!}$$

The above series can be opened further as:

$$\begin{aligned} \sum_{k=0}^N \frac{(N-k)! \left(\frac{N+k}{2}\right)!}{N! \left(\frac{N-k}{2}\right)!} &= 1 + \frac{(N-1)!}{N!} \times \frac{\left(\frac{N}{2} + \frac{1}{2}\right)!}{\left(\frac{N}{2} - \frac{1}{2}\right)!} + \frac{(N-2)!}{N!} \times \frac{\left(\frac{N}{2} + 1\right)!}{\left(\frac{N}{2} - 1\right)!} + \dots + 1 \\ &= 1 + \frac{1}{N} \times \frac{\left(\frac{N}{2} + \frac{1}{2}\right) \left(\frac{N}{2} - \frac{1}{2}\right)!}{\left(\frac{N}{2} - \frac{1}{2}\right)!} + \frac{1}{N(N-1)} \times \frac{\left(\frac{N}{2} + 1\right) \left(\frac{N}{2}\right) \left(\frac{N}{2} - 1\right)!}{\left(\frac{N}{2} - 1\right)!} + \dots + 1 \\ &\underset{N \gg 1}{\approx} 2 + \frac{\frac{N}{2}}{N} + \frac{\left(\frac{N}{2}\right)^2}{N^2} + \frac{\left(\frac{N}{2}\right)^3}{N^3} + \dots \\ &= 2 + \sum_{i=1}^{N-1} \left(\frac{1}{2}\right)^i \approx 2 + (1 - 2^{1-N}) \approx 3 \end{aligned}$$

where the sum has been approximated for large N . Thus we can write the average probability in the limit of large N as follows,

$$\Pr[\text{Ver accept}_{\text{Eve}}] \approx \overline{\Pr[\text{Ver accept}_{\text{Eve}}]} = \frac{6}{N(N+2)} \quad (74)$$

References

- [1] Anne Broadbent and Christian Schaffner. Quantum cryptography beyond quantum key distribution. *Designs, Codes and Cryptography*, 78(1):351–382, 2016.
- [2] Joseph F Fitzsimons. Private quantum computation: an introduction to blind quantum computing and related protocols. *npj Quantum Information*, 3(1):1–11, 2017.
- [3] Stephanie Wehner, David Elkouss, and Ronald Hanson. Quantum internet: A vision for the road ahead. *Science*, 362(6412):eaam9288, 2018.
- [4] Quantum protocol zoo. <https://wiki.veriqloud.fr>, 2019.
- [5] S Pirandola, UL Andersen, L Banchi, M Berta, D Bunandar, R Colbeck, D Englund, Tobias Gehring, C Lupo, C Ottaviani, et al. Advances in quantum cryptography. *arXiv preprint arXiv:1906.01645*, 2019.
- [6] Eleni Diamanti. Demonstrating quantum advantage in security and efficiency with practical photonic systems. In *2019 21st International Conference on Transparent Optical Networks (ICTON)*, pages 1–2. IEEE, 2019.
- [7] Niraj Kumar. Practically feasible robust quantum money with classical verification. *Cryptography*, 3(4):26, 2019.
- [8] Dominique Unruh. Everlasting multi-party computation. In *Annual Cryptology Conference*, pages 380–397. Springer, 2013.

- [9] Gorjan Alagic and Christian Majenz. Quantum non-malleability and authentication. In *Annual International Cryptology Conference*, pages 310–341. Springer, 2017.
- [10] Yfke Dulek, Alex B Grilo, Stacey Jeffery, Christian Majenz, and Christian Schaffner. Secure multi-party quantum computation with a dishonest majority. *arXiv preprint arXiv:1909.13770*, 2019.
- [11] Dan Boneh and Mark Zhandry. Quantum-secure message authentication codes. In *Annual International Conference on the Theory and Applications of Cryptographic Techniques*, pages 592–608. Springer, 2013.
- [12] Min-Sung Kang, Jino Heo, Chang-Ho Hong, Hyung-Jin Yang, Sang-Wook Han, and Sung Moon. Controlled mutual quantum entity authentication with an untrusted third party. *Quantum Information Processing*, 17(7):159, 2018.
- [13] Anne Broadbent, Joseph Fitzsimons, and Elham Kashefi. Universal blind quantum computation. In *2009 50th Annual IEEE Symposium on Foundations of Computer Science*, pages 517–526. IEEE, 2009.
- [14] Jeroen Delvaux. Security analysis of puf-based key generation and entity authentication. *Ph. D. dissertation*, 2017.
- [15] Charles Herder, Meng-Day Yu, Farinaz Koushanfar, and Srinivas Devadas. Physical unclonable functions and applications: A tutorial. *Proceedings of the IEEE*, 102(8):1126–1141, 2014.
- [16] BORIS ŠKORIĆ. Quantum readout of physical unclonable functions. *International Journal of Quantum Information*, 10(01):1250001, 2012.
- [17] Georgios M Nikolopoulos and Eleni Diamanti. Continuous-variable quantum authentication of physical unclonable keys. *Scientific reports*, 7:46047, 2017.
- [18] Frederik Armknecht, Daisuke Moriyama, Ahmad-Reza Sadeghi, and Moti Yung. Towards a unified security model for physically unclonable functions. In *Cryptographers’ Track at the RSA Conference*, pages 271–287. Springer, 2016.
- [19] Ravikanth Pappu, Ben Recht, Jason Taylor, and Neil Gershenfeld. Physical one-way functions. *Science*, 297(5589):2026–2030, 2002.
- [20] Jorge Guajardo, Sandeep S Kumar, Geert-Jan Schrijen, and Pim Tuyls. Fpga intrinsic pufs and their use for ip protection. In *International workshop on cryptographic hardware and embedded systems*, pages 63–80. Springer, 2007.
- [21] Blaise Gassend, Dwaine Clarke, Marten Van Dijk, and Srinivas Devadas. Silicon physical random functions. In *9th ACM conference on Computer and communications security*, pages 148–160. ACM, 2002.
- [22] G Edward Suh and Srinivas Devadas. Physical unclonable functions for device authentication and secret key generation. In *44th ACM/IEEE Design Automation Conference*, pages 9–14. IEEE, 2007.
- [23] Ulrich Rührmair, Frank Sehnke, Jan Sölter, Gideon Dror, Srinivas Devadas, and Jürgen Schmidhuber. Modeling attacks on physical unclonable functions. In *Proceedings of the 17th ACM conference on Computer and communications security*, pages 237–249, 2010.

- [24] Fatemeh Ganji, Shahin Tajik, Fabian Fäßler, and Jean-Pierre Seifert. Strong machine learning attack against pufs with no mathematical model. In *International Conference on Cryptographic Hardware and Embedded Systems*, pages 391–411. Springer, 2016.
- [25] Myrto Arapinis, Mahshid Delavar, Mina Doosti, and Elham Kashefi. Quantum physical unclonable functions: Possibilities and impossibilities. *arXiv preprint arXiv:1910.02126*, 2019.
- [26] Boris Škorić. Quantum readout of physical unclonable functions. In *Proceedings of International Conference on Cryptology in Africa*, pages 369–386. Springer, 2010.
- [27] Sebastianus A Goorden, Marcel Horstmann, Allard P Mosk, Boris Škorić, and Pepijn WH Pinkse. Quantum-secure authentication of a physical unclonable key. *Optica*, 1(6):421–424, 2014.
- [28] Alexander I Lvovsky, Barry C Sanders, and Wolfgang Tittel. Optical quantum memory. *Nature photonics*, 3(12):706, 2009.
- [29] John Watrous. On the complexity of simulating space-bounded quantum computations. *Computational Complexity*, 12(1-2):48–84, 2003.
- [30] Ashley Montanaro and Ronald de Wolf. A survey of quantum property testing. *arXiv preprint arXiv:1310.2035*, 2013.
- [31] Harry Buhrman, Richard Cleve, John Watrous, and Ronald De Wolf. Quantum fingerprinting. *Physical Review Letters*, 87(16):167902, 2001.
- [32] Ulysse Chabaud, Eleni Diamanti, Damian Markham, Elham Kashefi, and Antoine Joux. Optimal quantum-programmable projective measurement with linear optics. *Physical Review A*, 98(6):062318, 2018.
- [33] Boris Škorić. Security analysis of quantum-readout pufs in the case of challenge-estimation attacks. *Quantum Information and Computation*, 16, 2016.
- [34] Yao Yao, Ming Gao, Mo Li, and Jian Zhang. Quantum cloning attacks against puf-based quantum authentication systems. *Quantum Information Processing*, 15(8):3311–3325, 2016.
- [35] Georgios M Nikolopoulos. Continuous-variable quantum authentication of physical unclonable keys: Security against an emulation attack. *Physical Review A*, 97(1):012324, 2018.
- [36] Lukas Fladung, Georgios M Nikolopoulos, Gernot Alber, and Marc Fischlin. Intercept-resend emulation attacks against a continuous-variable quantum authentication protocol with physical unclonable keys. *Cryptography*, 3(4):25, 2019.
- [37] Giulio Gianfelici, Hermann Kampermann, and Dagmar Bruß. Theoretical framework for physical unclonable functions, including quantum readout. *Physical Review A*, 101(4):042337, 2020.
- [38] Robert Young, Utz Roedig, and Jonathan Roberts. Quantum physical unclonable function, 2019. US Patent App. 16/178,670.
- [39] Dan Boneh, Özgür Dagdelen, Marc Fischlin, Anja Lehmann, Christian Schaffner, and Mark Zhandry. Random oracles in a quantum world. In *International Conference on the Theory and Application of Cryptology and Information Security*, pages 41–69. Springer, 2011.
- [40] Michele Mosca. Cybersecurity in an era with quantum computers: will we be ready? *IEEE Security & Privacy*, 16(5):38–41, 2018.

- [41] Fang Song. A note on quantum security for post-quantum cryptography. In *International Workshop on Post-Quantum Cryptography*, pages 246–265. Springer, 2014.
- [42] Alexander Semenovich Holevo. Bounds for the quantity of information transmitted by a quantum communication channel. *Problemy Peredachi Informatsii*, 9(3):3–11, 1973.
- [43] Adriano Barenco, Andre Berthiaume, David Deutsch, Artur Ekert, Richard Jozsa, and Chiara Macchiavello. Stabilization of quantum computations by symmetrization. *SIAM Journal on Computing*, 26(5):1541–1557, 1997.
- [44] Feihu Xu, Juan Miguel Arrazola, Kejin Wei, Wenyuan Wang, Pablo Palacios-Avila, Chen Feng, Shihan Sajeed, Norbert Lütkenhaus, and Hoi-Kwong Lo. Experimental quantum fingerprinting with weak coherent pulses. *Nature communications*, 6(1):1–9, 2015.
- [45] Harry Buhrman, Richard Cleve, Serge Massar, and Ronald De Wolf. Nonlocality and communication complexity. *Reviews of modern physics*, 82(1):665, 2010.
- [46] Niraj Kumar, Eleni Diamanti, and Iordanis Kerenidis. Efficient quantum communications with coherent state fingerprints over multiple channels. *Physical Review A*, 95(3):032337, 2017.
- [47] Hirotada Kobayashi, Keiji Matsumoto, and Tomoyuki Yamakami. Quantum merlin-arthur proof systems: Are multiple merlins more helpful to arthur? In *International Symposium on Algorithms and Computation*, pages 189–198. Springer, 2003.
- [48] Gorjan Alagic, Christian Majenz, and Alexander Russell. Efficient simulation of random states and random unitaries. In *Annual International Conference on the Theory and Applications of Cryptographic Techniques*, pages 759–787. Springer, 2020.
- [49] Eli Upfal. *Probability and computing: randomized algorithms and probabilistic analysis*. Cambridge university press, 2005.