

Maximizing Cumulative User Engagement in Sequential Recommendation: An Online Optimization Perspective

Yifei Zhao
MIND, Alibaba Group
andy.zyf@alibaba-inc.com

Yu-Hang Zhou
MIND, Alibaba Group
zyh174606@alibaba-inc.com

Mingdong Ou
MIND, Alibaba Group
mingdong.umd@alibaba-inc.com

Huan Xu
MIND, Alibaba Group
huan.xu@alibaba-inc.com

Nan Li
STCA, Microsoft
alex.nan@microsoft.com

ABSTRACT

To maximize cumulative user engagement (e.g. cumulative clicks) in sequential recommendation, it is often needed to tradeoff two potentially conflicting objectives, that is, pursuing higher immediate user engagement (e.g., click-through rate) and encouraging user browsing (i.e., more items exposed). Existing works often study these two tasks separately, thus tend to result in sub-optimal results. In this paper, we study this problem from an online optimization perspective, and propose a flexible and practical framework to explicitly tradeoff longer user browsing length and high immediate user engagement. Specifically, by considering items as actions, user's requests as states and user leaving as an absorbing state, we formulate each user's behavior as a personalized *Markov decision process* (MDP), and the problem of maximizing cumulative user engagement is reduced to a *stochastic shortest path* (SSP) problem. Meanwhile, with immediate user engagement and quit probability estimation, it is shown that the SSP problem can be efficiently solved via dynamic programming. Experiments on real-world datasets demonstrate the effectiveness of the proposed approach. Moreover, this approach is deployed at a large E-commerce platform, achieved over 7% improvement of cumulative clicks.

CCS CONCEPTS

•Information systems → Social recommendation; Personalization; Recommender systems; •Computing methodologies → Sequential decision making; Markov decision processes; •Mathematics of computing → Markov processes; •Theory of computation → Shortest paths; Markov decision processes;

KEYWORDS

Sequential Recommendation, Cumulative User Engagement, Stochastic Shortest Path, Markov Decision Process

ACM Reference format:

Yifei Zhao, Yu-Hang Zhou, Mingdong Ou, Huan Xu, and Nan Li. 2020. Maximizing Cumulative User Engagement in Sequential Recommendation:

Permission to make digital or hard copies of all or part of this work for personal or classroom use is granted without fee provided that copies are not made or distributed for profit or commercial advantage and that copies bear this notice and the full citation on the first page. Copyrights for components of this work owned by others than ACM must be honored. Abstracting with credit is permitted. To copy otherwise, or republish, to post on servers or to redistribute to lists, requires prior specific permission and/or a fee. Request permissions from permissions@acm.org.

KDD '20, Virtual Event, CA, USA

© 2020 ACM. 978-1-4503-7998-4/20/08...\$15.00
DOI: 10.1145/3394486.3403329

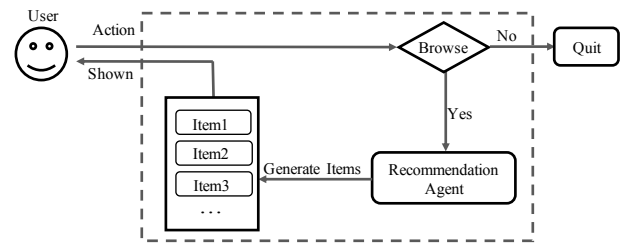


Figure 1: Sequential Recommendation Procedure

An Online Optimization Perspective. In *Proceedings of Proceedings of the 26th ACM SIGKDD Conference on Knowledge Discovery and Data Mining, Virtual Event, CA, USA, August 23–27, 2020 (KDD '20)*, 9 pages.
DOI: 10.1145/3394486.3403329

1 INTRODUCTION

In recent years, sequential recommendation has drawn attention due to its wide application in various domains [8, 11, 12, 16, 22], such as E-commerce, social media, digital entertainment and so on. It even props up popular stand-alone products like *Toutiao*¹, *Tik Tok*² and so on.

Different from traditional recommender systems where it is often assumed that the number of recommended items is fixed, the most important feature of sequential recommendation is that it iteratively recommend items until the user quits (as depicted in Figure 1), which means that users can browse endless items if they want. Its goal is to maximize cumulative user engagement in each session, such as cumulative clicks, cumulative dwell time, etc. To this end, the recommender systems need to simultaneously achieve two objectives:

- Attracting users to have a longer session such that more items can be browsed;
- Capturing user interests such that higher immediate user engagement can be achieved.

In traditional recommender systems, since the number of recommended items is fixed, most efforts are spent on improving immediate user engagement, which is often measured by click-through rate, etc. However, when such a strategy is adopted for sequential recommendation, it tends to result in sub-optimal cumulative user engagement, due to the limited number of browsed items. Moreover, due to their inherent conflicts, it is not a trivial task to achieve a longer session and higher immediate user engagement

¹<https://www.toutiao.com/>

²<https://www.tiktok.com/>

simultaneously (which can be demonstrated in the experiments). For example, to achieve a longer session, it is generally needed to explore diverse recommendation results; almost for sure, this will sacrifice immediate user engagement. Therefore, how to tradeoff a longer session and higher immediate user engagement becomes critical to achieve higher cumulative user engagement, and this is essentially the key problem of sequential recommendation.

Generally speaking, existing works on sequential recommendation fall into two groups. The first group of works try to leverage sequential information (e.g., users' interaction behavior) to estimate the probability of user engagement (e.g., click-through rate) more accurately [8, 11, 12, 16, 22], for example, by using recurrent neural network or its variants [8, 11, 25]. By exploiting the sequential behavior pattern, these methods focus on capturing user interests more accurately, but do not consider to extend session length thus may lead to sub-optimal results. Based on the observation that diverse results tend to attract users to browse more items, the second group of methods explicitly considers the diversity of recommendation results [7, 9, 23]. However, the relationship between diversity and user browsing length is mostly empirical; thus it is not so well-founded to optimize diversity directly, especially when it is still a fact that there are no well-accepted diversity measures so far. Therefore, it is still a challenge to optimize cumulative user engagement in the sequential recommendation.

In this paper, we consider the problem of maximizing cumulative user engagement in sequential recommendation from an online optimization perspective, and propose a flexible and practical framework to solve it. Specifically, by considering different items as different actions, user's different requests as states and user leaving as an absorbing state, we consider user browsing process in the *Markov decision process* (MDP) framework, and as a consequence the problem of maximizing cumulative user engagement can be reduced to a *stochastic shortest path* (SSP) problem. To make this framework practical, at each state (except absorbing state), we need to know two probabilities for each possible action, i.e., the probability of achieving user engagement (e.g., click) and the probability of transitioning to the absorbing state which means that the user quits the browsing process. Obviously, the problem of estimating the probability of user engagement has been well studied, and many existing machine learning methods can be employed. Meanwhile, we propose a multi-instance learning method to estimate the probability of transitioning to the absorbing state (i.e., user quit model). With this framework and corresponding probabilities effectively estimated, the SSP problem can be solved efficiently via dynamic programming. Experiments on real-world datasets and an online E-commerce platform demonstrate the effectiveness of the proposed approach.

In summary, our main contributions are listed as below:

- We solve the problem of maximizing cumulative user engagement within an online optimization framework. Within this framework, we explicitly tradeoff longer user browsing session and high immediate user engagement to maximize cumulative user engagement in sequential recommendation.
- Within the online optimization framework, we propose a practical approach which is efficient and easy to implement

in real-world applications. In this approach, existing works on user engagement estimation can be exploited, a new multi-instance learning method is used for user quit model estimation, and the corresponding optimization problem can be efficiently solved via dynamic programming.

- Experiments on real-world dataset demonstrate the effectiveness of the proposed approach, and detailed analysis shows the correlation between user browsing and immediate user engagement. Moreover, the proposed approach has been deployed on a large E-commerce platform, and achieve over 7% improvement on cumulative clicks.

The rest of the paper is organized as follows. In Section 2, we discuss some related works. Problem statement is given in Section 3. Section 4 provides the framework named MDP-SSP and the related algorithms. Experiments are carried out in Section 5, and finally we give a conclusion in Section 6.

2 RELATED WORK

2.1 Sequential Recommendation

In recent years, conventional recommendation methods, e.g., RNN models [11, 15, 16], memory networks with attention [8, 12, 16], etc., are applied in sequential recommendation scenarios widely. In order to find the *next item* that should be recommended, RNN models capture the user's sequence patterns by utilizing historic sequential information. One could also train a memory network and introduce the attention mechanism to weighting some sequential elements. [11, 22] show that these methods significantly outperform the classic ones which ignored the sequential information. Essentially, they are still estimating the immediate user engagement (i.e. click-through rate) on the *next item*, without considering quit probability. Therefore further improvements are necessary to maximize cumulative user engagement.

2.2 MDP and SSP

Stochastic Shortest Path (SSP) is a stochastic version of the classical shortest path problem: for each node of a graph, we must choose a probability distribution over the set of successor nodes so as to reach a certain destination node with minimum expected cost [4, 21]. SSP problem is essentially a Markov Decision Process (MDP) problem, with an assumption that there is an absorbing state and a proper strategy. Some variants of Dynamic Programming can be adopted to solve the problem [3, 5, 17, 24]. Real Time Dynamic Program (RTDP) is an algorithm for solving non-deterministic planning problems with full observability, which can be understood either as an heuristic search or as a dynamic programming (DP) procedure [3]. Labeled RTDP [5] is a variant of RTDP, and the key idea is to label a state as *solved* if the state and its successors have converged, and the solved states will not be updated further.

2.3 Multi-Instance Learning

In Multi-instance learning (MIL) tasks, each example is represented by a bag of instances [10]. A bag is positive if it contains at least one positive instance, and negative otherwise. The approaches for MIL can fall into three paradigms according to [1]: the instance-space paradigm, the bag-space paradigm and the embedded-space

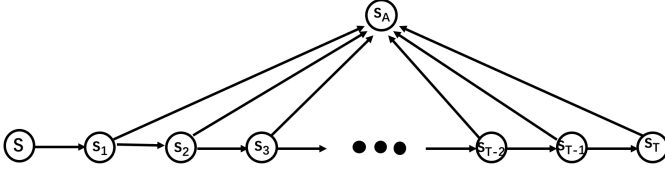


Figure 2: MDP Finite-State Machine

paradigm. For our sequential recommendation setting, the need of modeling the transiting probability is in accordance with the instance-space paradigm. Several SVM based methods are proposed in instance-level MIL tasks [2, 6, 19, 26]. MI-SVM is a variant of SVM-like MIL approaches, the main idea is that it forces the instance farthest to the decision hyperplane (with the largest margin) to be positive in each iteration.

3 PROBLEM STATEMENT

We model each browsing process as a personalized *Markov Decision Process* (MDP) including an absorbing state, and consider the problem of maximizing cumulative user engagement as a *stochastic shortest path* (SSP) problem.

3.1 Personalized MDP Model

The MDP consists of a tuple with four elements (S, A, R, P):

- **State space** \mathcal{S} : $\mathcal{S} = \{s_1, s_2, s_3, \dots, s_t, \dots, s_T, s_A\}$. Here we take each step in the recommendation sequence as an individual state and define $s_t = t$, where t is the step index. Since only one item is shown to the user in each step, t is also the sequence number of the browsed items. T is the upper limit of the browsing session length, which is large enough for the recommendation scenarios. s_A is defined as the absorbing state meaning that the user has left.
- **Action space** \mathcal{A} : $\mathcal{A} = \{1, 2, 3, \dots, K\}$. Action space \mathcal{A} contains all candidates that could be recommended in the present session.
- **Reward** \mathcal{R} : $\mathcal{R} \in \mathbb{R}^{(T+1) \times K}$. Denote s as a state in \mathcal{S} , and a as an action in \mathcal{A} , and then $R_{s,a}$ is the reward after taking action a in state s . Specifically, R_{s_t, a_t} is the immediate user engagement (e.g., click-through rate) in the t -th step.
- **Transition probability** \mathcal{P} : $\mathcal{P} \in \mathbb{R}^{(T+1) \times K \times (T+1)}$, and $P_{s,a,s'} \in [0, 1]$ is the probability of transiting from state s to state s' after taking action a .

Since the states in \mathcal{S} are sequential, we introduce a regulation on \mathcal{P} that from all states except s_T and s_A , users can only transit to the next state (go on browsing) or jump into the absorbing state (quit). Moreover, from the last browsing step, users could only be admitted to jump into absorbing state. Formally, we have

$$\begin{cases} P_{s_i, a_i, s_{i+1}} + P_{s_i, a_i, s_A} = 1, & i < T \\ P_{s_T, a_T, s_A} = 1, & i = T \end{cases} \quad (1)$$

The finite-state machine of the procedure is shown as Figure 2. Furthermore, it should be emphasized that the proposed MDP model is personalized and we will infer a new MDP model for each online session. An efficient algorithm for generating MDP models will be presented later.

3.2 SSP Problem

Based on the MDP model, the optimization of cumulative rewards in a sequential recommendation can be formally formulated as a SSP problem: Given a MDP, the objective is to find a policy π^* : $\mathcal{S} \rightarrow \mathcal{A}$, which can help us to plan a path with maximal cumulative rewards, i.e.

$$\pi^* = \arg \max_{\pi} \mathbb{E} \left(\sum_{t=1}^{\tau} R_{s_t, a_t} \right), \quad (2)$$

where τ is the actual browse length. The distribution of τ can be derived as

$$\mathbb{P}(\tau \geq t) = \prod_{i < t} P_{s_i, a_i, s_{i+1}}. \quad (3)$$

Thus the expected cumulative rewards in Equation (2) can be represented as

$$\mathbb{E} \left(\sum_{t=1}^{\tau} R_{s_t, a_t} \right) = \sum_{t \leq T} R_{s_t, a_t} \mathbb{P}(\tau \geq t), \quad (4)$$

Finally, by introducing Equation (1) into Equation (4), we have

$$\mathbb{E} \left(\sum_{t=1}^{\tau} R_{s_t, a_t} \right) = \sum_{t=1}^T R_{s_t, a_t} \times \prod_{i < t} (1 - P_{s_i, a_i, s_A}). \quad (5)$$

3.2.1 Remark 1. Maximize Equation (5) is simultaneously optimizing two points mentioned in **Introduction**: 1) user browse length, i.e. τ , and 2) immediate user engagement, i.e. R_{s_t, a_t} .

According to the formulation, we should first estimate R_{s_t, a_t} and P_{s_i, a_i, s_A} in Equation (5), which is essentially generating a personalized MDP model. Then we optimize a policy by maximizing Equation (5), which could be used to plan a recommendation sequence $[a_1, \dots, a_T]$ (or called *Path* in SSP) to the corresponding user.

4 THE PROPOSED APPROACH

In this section, we first propose an online optimization framework named *MDP-SSP* considering browsing session length and immediate user engagement simultaneously and maximizing the cumulative user engagement directly. Then the related algorithms are presented detailedly.

4.1 MDP-SSP Framework

In order to maximize the expected cumulative rewards, as mentioned previously, we should learn a MDP generator from which the personalized MDP model can be generated online, and then plan the recommendation sequence with the personalized MDP model. Therefore, the proposed MDP-SSP framework consists of two parts: an offline MDP Generator and an online SSP Planner, which is shown in Figure 3.

4.1.1 MDP Generator. is designed to generate personalized MDPs for each online sessions. There are two submodules in this part: *Model Worker* and *Calibration Worker*. *Model Worker* is used to learn a model from offline historic data, aiming to provide necessary elements of the personalized MDP. Specifically, the reward function R_{s_t, a_t} and the quit probability P_{s_i, a_i, s_A} in Equation (5) are needed. Here R_{s_t, a_t} could be an immediate user engagement, e.g. immediate click, thus *Model Worker* contains the corresponding estimation model, e.g. click model. In the meanwhile, P_{s_i, a_i, s_A} is

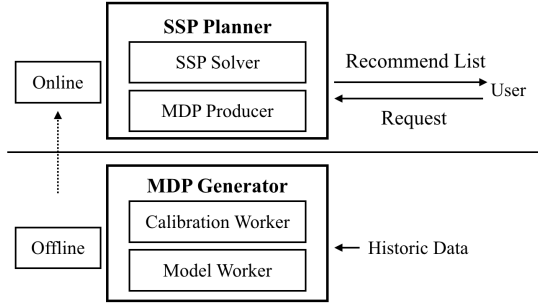


Figure 3: MDP-SSP Framework

related to a quit model which determines the browse session length and is an important component of *Model Worker*.

Moreover, since the efficiency of SSP planning depends on the accuracy of the generated MDP model, we introduce an additional *Calibration Worker* to calibrate the ranking scores obtained from the learned model to the real value [14, 18, 20].

4.1.2 SSP Planner. plans a *shortest path* (with maximal cumulative rewards) consisting of sequential recommended items. It also contains two submodules: *MDP Producer* and *SSP Solver*. Based on the generator learned by the offline MDP Generator algorithm, *MDP Producer* generates a personalized MDP for the user of present session. Then *SSP Solver* will plan an optimal path based on the personalized MDP to the user.

4.2 Offline MDP Generator Algorithm

In this section, we present an offline algorithm to learn the reward function R_{s_t, a_t} and the quit probability P_{s_t, a_t, s_A} , which are required to generate online personalized MDPs. We will see that the problem of modeling P_{s_t, a_t, s_A} is more critical and difficult. In practice, the historic data we obtain is often an *item set* containing the items seen by the user until the end of a session, which would make the users quit or go on browsing. However, it is hard to know which item in the *item set* is exactly the chief cause. In order to estimate the quit probability for each item, we alternatively adopt the Multi-Instance Learning (MIL) framework by taking *item set* as *bag* and *item* as *instance*. Detailedly, if the *item set* causes a quit, the user dislikes all the items in this set; if the *item set* causes a continues browse, at least one item in the *item set* is accepted by the user, which is consistent with the MIL setting.

4.2.1 Remark 2. The standard MIL assumption states that all negative bags contain only negative instances, and that positive bags contain at least one positive instance.

By utilizing some classical MIL techniques, we can obtain the following user quit model.

4.2.2 User Quit Model. Based on the users' browse history, we can get sequences consisted with bags B_i , and one may verify that only the last bag in a browse session cannot keep the users going on browsing. We assume that the bag which can keep the user is a positive bag, written as B_i^+ , and the last one is the negative bag written as B_{leave}^- , so a browse session is $B = (B_1^+, \dots, B_i^+, \dots, B_{leave}^-)$. Our job is to construct a model to predict the quit probability for each new instance $B_{*,j}$. However, there exists a gap that the training labels we have are in bag level, while the predictions we need are

Algorithm 1 User Quit Model

Require:

- Historic browse session set: $\mathcal{H} = \{(B_1^+, B_2^+, \dots, B_i^+, \dots, B_{leave}^-)\}$
- 1: \mathcal{H} is converted to \mathcal{H}_0 by NSK [13], and a initial SVM_0 is obtained
 - 2: $t = 1$
 - 3: **for all** $B_{-t} \in \mathcal{H}$ **do**
 - 4: **for all** $B_i \in B_{-t}$ **do**
 - 5: Select $B_{i,j}^+$ with maximum value according to SVM_{t-1}
 - 6: $B_{i_t, max}^+ = B_{i,j}^+$
 - 7: **end for**
 - 8: $B_{-t} = (\dots, B_{i_t, max}^+, \dots, B_{leave}^-)$
 - 9: **end for**
 - 10: $\mathcal{H}_t = \{B_{-t}\}$
 - 11: Train SVM_t based on \mathcal{H}_t
 - 12: $t = t + 1$
 - 13: **repeat**
 - 14: line 3-12
 - 15: **until** $\mathcal{H}_t = \mathcal{H}_{t-1}$
 - 16: **return** SVM_t
-

in instance level. In order to cope with this problem, we introduce MI-SVM [2] to help us train an instance level model with the bag level data, which is a novel application of MIL to recommendation to the best of our knowledge. The process for quit model training is shown in **Algorithm 1**.

4.2.3 Model Calibration. In the industrial recommendation system, ranking scores provided by the click model and quit model are not equivalent to the reward R_{s_t, a_t} and the transition probability P_{s_t, a_t, s_A} of MDPs. Thus it is necessary to calibrate the model outputs to real probabilities. Readers interested in this topic may go to [14, 18, 20] for details. In this paper, denoting the predicted score as $f(B_{i,j})$, the real probability value can be represented as follow:

$$P(y = 1|B_{i,j}) = \frac{1}{1 + \exp(A * f(B_{i,j}) + B)}, \quad (6)$$

where A and B are two scalar parameters can be learned from historic data.

4.3 Online SSP Planner Algorithm

Based on the MDP Generator discussed in the last subsection, we formally introduce SSP Planner, which consists of MDP Producer and SSP Solver.

4.3.1 MDP Producer. When a new session comes, the MDP Producer receives online information of user and items from server, and then feeds them into the generators derived from MDP Generator. After that, the reward and transition probability can be obtained and a personalized MDP is produced in real time. It's worth noting that, the information about how many items the user has browsed, how many times the item's category have been shown to the user and clicked by the user, should be considered. These interactive features play an important role in causing the user go on browse or quit intuitively.

4.3.2 SSP Solver. From MDP Producer we can get a personalized MDP for the present session, and the next job is to find a path $[a_1, \dots, a_T]$ with maximal cumulative rewards. Except absorbing state, the corresponding MDP has T states, and then optimal state value function can be addressed with dynamic programming in T -steps interaction. Furthermore, it is easy to verify that the transition matrix of our specifically designed MDP preserves an upper triangular structure, shown as Equation (7).

$$\begin{bmatrix} 0 & P_{s_1, s_2} & 0 & 0 & \dots & P_{s_1, s_A} \\ 0 & 0 & P_{s_2, s_3} & 0 & \dots & P_{s_2, s_A} \\ \dots & \dots & \dots & P_{s_i, s_{i+1}} & \dots & P_{s_i, s_A} \\ \dots & \dots & \dots & \dots & \dots & P_{s_T, s_A} \\ \dots & \dots & \dots & \dots & \dots & \dots \end{bmatrix} \quad (7)$$

Based on the special structured transition matrix, it is easy to find that the latter state value function will not change when we update the current state value function. Therefore the backwards induction could be adopted. One may start from the absorbing state, and iteratively obtain the optimal policy as well as the related optimal state value function. We formally summarize this procedures as follow:

$$V^*(s_A) = 0. \quad (8)$$

Further more, when $i = T$, we have

$$\begin{aligned} \pi^*(s_T) &= \arg \max_{a_T} \{R_{s_T, a_T} + P_{s_T, a_T, s_A} V^*(s_A)\} \\ &= \arg \max_{a_T} \{R_{s_T, a_T}\}, \end{aligned} \quad (9)$$

$$V^*(s_T) = \max_{a_T} \{R_{s_T, a_T}\}, \quad (10)$$

when $i < T$, we have

$$\begin{aligned} \pi^*(s_t) &= \arg \max_{a_t} \{R_{s_t, a_t} + P_{s_t, a_t, s_{t+1}} V^*(s_{t+1}) \\ &\quad + P_{s_t, a_t, s_A} V^*(s_A)\} \\ &= \arg \max_{a_t} \{R_{s_t, a_t} + P_{s_t, a_t, s_{t+1}} V^*(s_{t+1})\}, \end{aligned} \quad (11)$$

$$V^*(s_t) = \max_{a_t} \{R_{s_t, a_t} + P_{s_t, a_t, s_{t+1}} V^*(s_{t+1})\}. \quad (12)$$

Based on the Equations (8)-(12), we can plan an optimal path $[a_1, \dots, a_T]$. The optimization procedure is shown in **Algorithm 2**. We can see that the whole planning procedure is quite simple and clear, which benefits the online application of the proposed method. Specifically, assuming there are K candidates, the complexity of SSP is $O(TK)$.

5 EXPERIMENTS

The experiments are conducted on a large E-commerce platform. We first analyze the characteristics of data which demonstrates the necessity of applying SSP, and then evaluate SSP offline and online.

5.1 Data Set

Dataset 1: This dataset is for MDP Generator. It consists of 15 days historic data of user item interactions, based on which we may learn models for predicting the click-through rate and quit probability of any user item pair.

Dataset 2: This dataset is for SSP offline evaluation. We collect the active users and their corresponding browse sessions, and discard those that are inactive or excessive active. The sampling is according to the criterion that whether the browse session length is between 50 items and 100 items. Finally, we get 1000 users and corresponding

Algorithm 2 SSP Solver

Require:

User Request, MDP Generator

- 1: Generating a personalized MDP for the current user
 - 2: Initialize a vector *Path* with length T
 - 3: Obtain an optimal policy, i.e., $\pi^*(s_T) = a_T$ according to Equation (9)
 - 4: Obtain an optimal state value $V^*(s_T)$ according to Equation (10)
 - 5: Update $Path[T] = a_T$
 - 6: **for** $t=T-1, \dots, 2, 1$ **do**
 - 7: Obtain an optimal policy, i.e., $\pi^*(s_t) = a_t$ according to Equation (11)
 - 8: Obtain an optimal state value $V^*(s_t)$ according to Equation (12)
 - 9: Update $Path[t] = a_t$
 - 10: **end for**
 - 11: **return** $Path = [a_1, \dots, a_T]$
-

browse sessions. The average length of the browse sessions is 57. **Dataset 3:** This dataset is for SSP online evaluation. It is actually online environment, and has about ten millions of users and a hundred millions of items each day.

Various strategies (including SSP) will be deployed to rerank the personalized candidate items for each user in Dataset 2 and Dataset 3, to validate their effect on maximizing cumulative user engagement. Before that we should first verify the datasets are in accordance with the following characteristics:

- **Discrimination:** Different items should provide different quit probabilities, and they should have a significant *discrimination*. Otherwise quit probability is not necessary to be considered when make recommendations.
- **Weakly related:** The quit probability of an item for a user should be *weakly related* with click-through rate. Otherwise SSP and Greedy will be the same.

5.2 Evaluation Measures

In the experiment, we consider the cumulative clicks as cumulative user engagement. Moreover, we name cumulative clicks as *IPV* for short, which means *Item Page View* and is commonly used in industry. Browse length (*BL*, for short) is also a measurement since *IPV* can be maximized through making users browse more items.

In offline evaluation, assuming that the recommended sequence length is T , with Equation (1)-(5) we have

$$IPV = \sum_{t=1}^T R_{s_t, a_t} \times \prod_{i<t} (1 - P_{s_i, a_i, s_A}), \quad (13)$$

$$BL = \sum_{t=1}^T \prod_{i<t} (1 - P_{s_i, a_i, A}). \quad (14)$$

Furthermore, define the *CTR* of the recommended sequence as

$$CTR = \frac{IPV}{BL}. \quad (15)$$

In online evaluation, *IPV* can be counted according to the actual online situation, follows that

Table 1: CTR Model and Browse Model

Model	AUC
CTR Model	0.7194
Quit Model	0.8376

$$IPV = \sum_{t=1}^{\tau} c_t, \quad (16)$$

where $c_t \in \{0, 1\}$ indicates the click behavior in step t , and τ is the browse length, i.e. $BL = \tau$.

5.3 Compared Strategies

- Greedy: The key difference between our methods and traditional methods is that: we take user’s quit probability into consideration and plan a path by directly maximizing IPV , while most other methods try hard to estimate each step reward R_{s_t, a_t} as exact as possible. However when planning they just rank the items greedily according to R_{s_t, a_t} , ignoring that P_{s_i, a_i, s_A} is also crucial to IPV . Greedy is the first compared strategy in which quit probability P_{s_i, a_i, s_A} cannot be involved. Assuming that there are K candidates and the length of planning path is T , the complexity is $O(TK)$.
- Beam Search: It is a search algorithm that balances performance and consumption. Its purpose is to decode relatively optimal paths in sequences. It is chosen as the compared strategy because the quit probability P_{s_i, a_i, s_A} can be involved. We calculate beam path score according to Equation (13), so that Beam Search applied here directly optimize IPV . Assuming that there are K candidates and the length of planning path is T , the complexity is $O(STK)$, where S is beam size.

5.4 MDP Generator Learning

We first describe MDP Generator learning in *section 5.4.1* and *section 5.4.2*, with which we verify the characteristics of datasets in *section 5.4.3* and *section 5.4.4*.

5.4.1 Model Learning. In model learning, we take full use of user attributes and item attributes. Further more, we add interactive features, for example how many times the item’s category have been shown to the user and clicked by the user, which intuitively play a important role in making the user go on browse. Area Under the Curve (AUC)³, which is a frequently-used metric in industry and research, is adopted to measure the learned model, and the result is shown in **Table 1**.

Here we state briefly about *Quit Model* testing method. As we indeed do not know which item makes the user go on browsing in practice, thus AUC cannot be directly calculated on instance level. It is more rational to calculate AUC in bag level with instance prediction, as we can assume that *the bag is positive if it contains at least one positive instance, the bag is negative if all the instances are negative*.

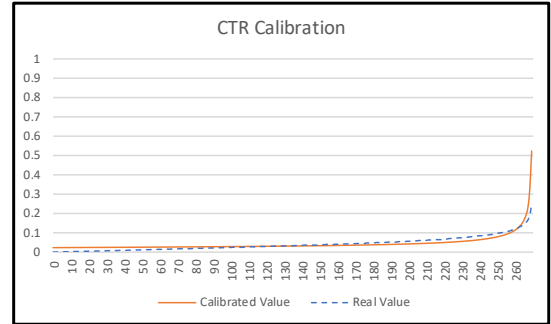
³https://en.wikipedia.org/wiki/Receiver_operating_characteristic#Area_under_the_curve

Table 2: Quit Model Comparison

Model	AUC
<i>QuitModel_{no_MIL}</i>	0.8259
Quit Model	0.8376

Table 3: Model Calibration

RMSE	Before	After
CTR	0.0957	0.0179
Quit	0.6046	0.0077

**Figure 4: Calibration of Click Model.**

Furthermore, we take a comparison experiment on *Quit Model* to show the necessary of adopting MIL. As bag labels are known, the most intuitive idea is that using the bag’s label to represent the instance’s label. Based on this idea, we obtain a *QuitModel_{no_MIL}*, and AUC is calculated also in bag level. The results are shown in **Table 2**, from which we can see adopting MIL gives a improvement for *Quit Model* learning.

5.4.2 Model Calibration. Calibration tries to map the ranking scores obtained from models to real value. It is very important here for the error will accumulate, see Equation (11)~(12). We apply platt scaling method, and Root Mean Square Error (RMSE)⁴ is adopted as measurement. The results is shown in **Table 3**.

From **Table 3**, it can be seen significant improvement has been achieved after calibration, and the curve of real value and calibrated value is shown in **Figure 4** and **Figure 5**. Abscissa axis is items sorted by the predicted scores, and vertical axis is calibrated score and the real score. The real score is obtained from items bin.

5.4.3 Discrimination. In Dataset 2, for each user we get the quit probability of corresponding candidates from the MDP Generator, i.e. the items in the user’s browse session. Then a user’s quit probability list $l_u = (q_1, \dots, q_i, \dots, q_n)$ is obtained, where q_i is the quit probability when recommending *item i* to user *u*. Standard Error (STD) and MEAN are calculated for each list, and the statistics of the dataset is shown in Table 4. From the table, it can

⁴https://en.wikipedia.org/wiki/Root-mean-square_deviation

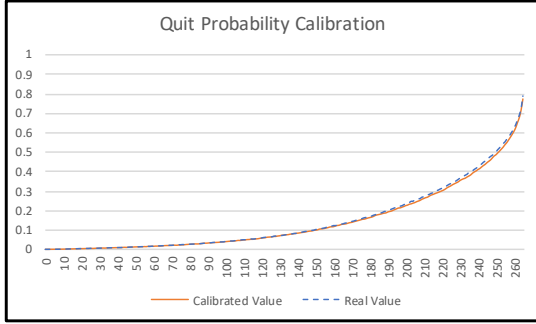


Figure 5: Calibration of Quit Model

be demonstrated that, for each user, different candidates make different contributions to keep the user browsing, and they have a significant discrimination.

Table 4: Discrimination of Quit Probabilities

STD	MEAN	STD/MEAN
0.1963	0.7348	0.3135

5.4.4 Weakly Related. We further study the correlation between quit probability and immediate user engagement (i.e. each step reward). For each user, we get two item lists l_{u1} and l_{u2} with length $L = 20$. l_{u1} and l_{u2} are formed greedily according to R_{s_t, a_t} and $(1 - P_{s_t, a_t, s_A})$ respectively. If $(1 - P_{s_t, a_t, s_A})$ and R_{s_t, a_t} are completely positive correlation, l_{u1} and l_{u2} will be the same, which leads to the equality of SSP and Greedy. We use Jaccard Index⁵ and NDCG⁶ to measure the similarity of l_{u1} and l_{u2} , and the average result of the dataset is shown in Table 5. From the table, we find that in the dataset quit probability and immediate user engagement are weakly related.

Table 5: The Correlation between Quit Probability and CTR

Mean Length	List Length	Jaccard Index	NDCG
57	20	0.33	0.52

5.5 SSP Planner: Offline Evaluation

Now we deploy the strategies in Dataset 2.

5.5.1 SSP Plan. We plan a sequence list with T steps: $L_T = (a_1, a_2, \dots, a_T)$, according to each strategy mentioned above. The revenue of L_T can be calculated according to Equation (13)-(15).

The detailed results are shown in Table 6, and we can find that:

- Greedy achieves the best CTR, while SSP achieves the best IPV and BL. This demonstrates our idea that IPV can be improved through making users browse more. SSP does not aim to optimize each step effectiveness, and its purpose is to improve the total amount of cumulative clicks.

⁵https://en.wikipedia.org/wiki/Jaccard_index

⁶https://en.wikipedia.org/wiki/Discounted_cumulative_gain

- The longer the number of steps, the greater the advantages on IPV and BL. See $T = 20$ and $T = 50$, when T times 2.5, from 20 to 50, the improvement of both IPV and BL are more than 2.5 times (1347.57 vs 392.97, 4045.47 vs 1066.08 respectively). This result is in line with our expectation as planning more steps could lead to a bigger effect of the quit probability on users.

Table 6: IPV of Offline Evaluation

Method	T=20			T=50		
	IPV	BL	CTR	IPV	BL	CTR
GREEDY	168.10	455.36	0.37	280.63	765.79	0.37
Beam Search	321.91	977.78	0.33	660.90	2039.88	0.32
SSP	392.97	1347.57	0.29	1066.08	4045.47	0.26

5.5.2 SSP Plan with Duplicate Removal. In some practical scenarios, items are forbidden to display repeatedly. We need to make a compromise on the three strategies.

- Greedy: The items selected in the previous t steps should be removed from the candidate set for step $t + 1$.
- Beam Search: The items selected in the previous t steps should be removed from the candidate set for step $t + 1$.
- SSP: When planing, we plan from step T to step 1 according to the upper bound of $V^*(s_t)$ of each step, and keep the optimal T items as the step's candidates at each step. When selecting, we do the selection from step 1 to step N . Specifically, we choose the optimal one item and remove it from the remaining steps' candidates simultaneously.

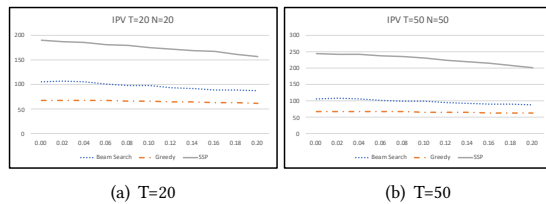
From the detailed results in Table 7, we can find that although the compromises hurts the ideal effects, SSP still outperforms Greedy and Beam Search.

Table 7: IPV of Offline Evaluation with Deduplication

Method	T=20			T=50		
	IPV	BL	CTR	IPV	BL	CTR
GREEDY	68.06	216.38	0.31	68.23	217.93	0.31
Beam Search	105.52	427.80	0.25	107.06	439.59	0.24
SSP	189.11	999.51	0.19	242.77	1632.56	0.15

5.5.3 SSP Plan with Noise. Since there may exist a gap between offline environment and online environment, which makes the predicted click-through rate and quit probability offline are not absolutely equivalent to the real value online, we introduce a set of noise experiments before deploying MDP-SSP online.

The experiments are conducted in the following way: we add random noises in the click-through rate and quit probability given by the offline environment. Assuming the noise $e \sim U(a, b)$ where $U(a, b)$ is a uniform distribution, we define $a = -0.02m$, $b = 0.02m$, where m is an integer ranges from 0 to 10. We plan according to the value with noise, and calculate the final revenue with the real value. The results are shown in Figure 6. The horizontal axis represents the noise, i.e. b in $U(a, b)$, and the vertical axis is the revenue, i.e. cumulative clicks.



(a) T=20 (b) T=50

Figure 6: Noise Experiments

From Figure 6 we can find that although SSP is more sensitive to noise, it performs better than Greedy and Beam Search. It demonstrates that considering quit probability plays a very important role in *IPV* issue.

5.6 SSP Planner: Online Evaluation

For online evaluation, we deployed SSP and Greedy strategies on a real E-commerce APP. For further comparison, we conduct a experiments with quit model which does not introduce MIL, and the strategy is named SSP_{no_MIL} . Three strategies run online with the same traffic for one week, and the results shown in Table 8⁷ demonstrate that:

- For cumulative clicks, quit probability cannot be ignored in sequential recommendations, see SSP and Greedy.
- The accuracy of quit probability directly influence the results, see SSP and SSP_{no_MIL} .

Table 8: IPV of online Evaluation

Method	IPV	BL
Greedy	0.9296	0.9440
SSP_{no_MIL}	0.9638	0.9789
SSP	1	1

6 CONCLUSIONS

In this paper, we study the problem of maximizing cumulative user engagement in sequential recommendation where the browse length is not fixed. Furthermore, we propose an online optimization framework, in which the problem can be reduced to a SSP problem. Then a practical approach that is easy to implement in real-world applications is proposed, and the corresponding optimization problem can be efficiently solved via dynamic programming. The superior advantage of our method is also verified with both offline and online experiments by generating optimal personalized recommendations.

In the future, we will study the *MDP-SSP* with deduplication. While the current *MDP-SSP* could yield good sequential recommendation, it fails to consider the item duplication issue, which is commonly not allowed in practice. Although we propose a compromise strategy and it outperforms Beam Search and Greedy strategy (which are commonly used in practice), it is not the optimal solution when considering items deduplication. It will bring more insights if the deduplication constraint can be modeled into the strategy.

⁷The data has been processed for business reason.

REFERENCES

- [1] Jaume Amores. 2013. Multiple instance classification: review, taxonomy and comparative study. *Artificial intelligence* 201 (2013), 81–105.
- [2] Stuart Andrews, Ioannis Tsochantaridis, and Thomas Hofmann. 2003. Support vector machines for multiple-instance learning. In *Advances in Neural Information Processing Systems*. Vancouver, Canada, 577–584.
- [3] Andrew G Barto, Steven J Bradtke, and Satinder P Singh. 1995. Learning to act using real-time dynamic programming. *Artificial Intelligence* 72, 1-2 (1995), 81–138.
- [4] Dimitri P Bertsekas and John N Tsitsiklis. 1991. An analysis of stochastic shortest path problems. *Mathematics of Operations Research* 16, 3 (1991), 580–595.
- [5] Blai Bonet and Hector Geffner. 2003. Labeled RTDP: improving the convergence of real-time dynamic programming.. In *Proceedings of the Thirteenth International Conference on Automated Planning and Scheduling*, Vol. 3. Trento, Italy, 12–21.
- [6] Razvan C Bunescu and Raymond J Mooney. 2007. Multiple instance learning for sparse positive bags. In *Proceedings of the Twenty-Fourth International Conference on Machine Learning*. ACM, Corvallis, Oregon, USA, 105–112.
- [7] Jaime Carbonell and Jade Goldstein. 1998. The use of MMR, diversity-based reranking for reordering documents and producing summaries. In *Proceedings of the Twenty-First Annual International ACM SIGIR Conference on Research and Development in Information Retrieval*. ACM, Melbourne, Australia, 335–336.
- [8] Xu Chen, Hongteng Xu, Yongfeng Zhang, Jiaxi Tang, Yixin Cao, Zheng Qin, and Hongyuan Zha. 2018. Sequential recommendation with user memory networks. In *Proceedings of the Eleventh ACM International Conference on Web Search and Data Mining*. ACM, Los Angeles, California, USA, 108–116.
- [9] Robin Devooght and Hugues Bersini. 2017. Long and short-term recommendations with recurrent neural networks. In *Proceedings of The Twenty-Fifth Conference on User Modeling, Adaptation and Personalization*. ACM, Bratislava, Slovakia, 13–21.
- [10] Thomas G Dietterich, Richard H Lathrop, and Tomás Lozano-Pérez. 1997. Solving the multiple instance problem with axis-parallel rectangles. *Artificial Intelligence* 89, 1-2 (1997), 31–71.
- [11] Tim Donkers, Benedikt Loepp, and Jürgen Ziegler. 2017. Sequential user-based recurrent neural network recommendations. In *Proceedings of the Eleventh ACM Conference on Recommender Systems*. ACM, Como, Italy, 152–160.
- [12] Travis Ebesu, Bin Shen, and Yi Fang. 2018. Collaborative memory network for recommendation systems. *arXiv preprint arXiv:1804.10862* (2018).
- [13] Thomas Gärtner, Peter A Flach, Adam Kowalczyk, and Alexander J Smola. 2002. Multi-instance kernels. In *Proceedings of the Nineteenth International Conference on Machine Learning*, Vol. 2. Sydney, Australia, 179–186.
- [14] Xinran He, Junfeng Pan, Ou Jin, Tianbing Xu, Bo Liu, Tao Xu, Yanxin Shi, Antoine Atallah, Ralf Herbrich, Stuart Bowers, et al. 2014. Practical lessons from predicting clicks on ads at facebook. In *Proceedings of the Eighth International Workshop on Data Mining for Online Advertising*. ACM, New York, NY, USA, 1–9.
- [15] Balázs Hidasi, Alexandros Karatzoglou, Linas Baltrunas, and Domonkos Tikk. 2015. Session-based recommendations with recurrent neural networks. *arXiv preprint arXiv:1511.06939* (2015).
- [16] Jin Huang, Wayne Xin Zhao, Hongjian Dou, Ji-Rong Wen, and Edward Y Chang. 2018. Improving sequential recommendation with knowledge-enhanced memory networks. In *Proceedings of the Forty-First International ACM SIGIR Conference on Research & Development in Information Retrieval*. ACM, Ann Arbor Michigan, USA, 505–514.
- [17] Andrey Kolobov, Mausam Mausam, Daniel S Weld, and Hector Geffner. 2011. Heuristic search for generalized stochastic shortest path MDPs. In *Proceedings of the Twenty-First International Conference on Automated Planning and Scheduling*. Freiburg, Germany.
- [18] Hsuan-Tien Lin, Chih-Jen Lin, and Ruby C Weng. 2007. A note on Plattf's probabilistic outputs for support vector machines. *Machine learning* 68, 3 (2007), 267–276.
- [19] Oded Maron and Tomás Lozano-Pérez. 1998. A framework for multiple-instance learning. In *Advances in Neural Information Processing Systems*. Massachusetts, USA, 570–576.
- [20] Alexandru Niculescu-Mizil and Rich Caruana. 2005. Predicting good probabilities with supervised learning. In *Proceedings of the Twenty-Second International Conference on Machine Learning*. ACM, Bonn, Germany, 625–632.
- [21] George H Polychronopoulos and John N Tsitsiklis. 1996. Stochastic shortest path problems with recourse. *Networks: An International Journal* 27, 2 (1996), 133–143.
- [22] Jiaxi Tang and Ke Wang. 2018. Personalized top-n sequential recommendation via convolutional sequence embedding. In *Proceedings of the Eleventh ACM International Conference on Web Search and Data Mining*. ACM, Los Angeles, California, USA, 565–573.
- [23] Choon Hui Teo, Houssam Nassif, Daniel Hill, Sriram Srinivasan, Mitchell Goodman, Vijai Mohan, and SVN Vishwanathan. 2016. Adaptive, personalized diversity for visual discovery. In *Proceedings of The Tenth ACM Conference on Recommender Systems*. ACM, Boston, MA, USA, 35–38.
- [24] Felipe W Trevizan, Sylvie Thiébaux, Pedro Henrique Santana, and Brian Charles Williams. 2016. Heuristic search in dual space for constrained stochastic shortest path problems.. In *Proceedings of the Thirteenth International Conference on Automated Planning and Scheduling*. London, UK, 326–334.
- [25] Chao-Yuan Wu, Amr Ahmed, Alex Beutel, Alexander J Smola, and How Jing. 2017. Recurrent recommender networks. In *Proceedings of The Tenth ACM International Conference on Web Search and Data Mining*. ACM, Cambridge, UK, 495–503.
- [26] Qi Zhang and Sally A Goldman. 2002. EM-DD: An improved multiple-instance learning technique. In *Advances in Neural Information Processing Systems*. Vancouver, British Columbia, Canada, 1073–1080.