
Differentiable Neural Input Search for Recommender Systems

Weiyu Cheng, Yanyan Shen, Linpeng Huang
Shanghai Jiao Tong University
{weiyu_cheng, shenyy, lphuang}@sjtu.edu.cn

Abstract

Latent factor models are the driving forces of the state-of-the-art recommender systems, with an important insight of vectorizing raw input features into dense embeddings. The dimensions of different feature embeddings are often set to a uniform value manually or through grid search, which may yield suboptimal model performance. Existing work applied heuristic methods or reinforcement learning to search for varying embedding dimensions. However, the embedding dimension per feature is rigidly chosen from a restricted set of candidates due to the scalability issue involved in the optimization process over a large search space. In this paper, we propose a differentiable neural input search algorithm towards learning more flexible dimensions of feature embeddings, namely a mixed dimension scheme, leading to better recommendation performance and lower memory cost. Our method can be seamlessly incorporated with various existing architectures of latent factor models for recommendation. We conduct experiments with 6 state-of-the-art model architectures on two typical recommendation tasks: Collaborative Filtering (CF) and Click-Through-Rate (CTR) prediction. The results demonstrate that our method achieves the best recommendation performance compared with 3 neural input search approaches over all the model architectures, and can reduce the number of embedding parameters by $2\times$ and $20\times$ on CF and CTR prediction, respectively.

1 Introduction

Most state-of-the-art recommender systems employ latent factor models that vectorize raw input features into dense embeddings. A key question often asked of feature embeddings is: “How should we determine the dimensions of feature embeddings?” The common practice is to set a uniform dimension for all the features, and treat the dimension as a hyperparameter that needs to be adjusted according to validation set. However, the manual search of a uniform embedding dimension can be computationally intensive and even result in suboptimal model performance, since a single dimension is not necessarily suitable for all the features. Intuitively, a larger dimension is needed for popular features that appear in most data samples, encouraging a higher model capacity to fit the related data samples [20, 39]. Likewise, less frequent features would rather be assigned with smaller dimensions to avoid overfitting on scarce data samples. As such, it is desirable to impose a mixed dimension scheme for different features towards better recommendation performance. Another notable fact is that embedding layers in industrial web-scale recommender systems [10, 31] account for the majority of model parameters and can consume hundreds of gigabytes of memory space. Replacing a uniform feature embedding dimension with varying dimensions is the key to remove redundant embedding weights for infrequent and less predictive features, leading to lower memory cost.

Some recent works [15, 20] have focused on searching for varying feature dimensions automatically, which is defined as the *Neural Input Search (NIS)* problem. Ginart et al. [15] proposed to use an empirical function to heuristically decide the embedding dimensions for different features according

to their frequencies of occurrence, where the empirical function involves several hyperparameters that need to be carefully tuned to yield a good search result. Joglekar et al. [20] proposed a reinforcement learning-based method for addressing the NIS problem. They first divided a base feature dimension equally into several blocks, and then applied reinforcement learning to produce decision sequences for different features on the selection of dimension blocks. These methods, however, restrict each feature dimension to be chosen from a small set of candidate dimensions that is explicitly predefined [20] or implicitly controlled by hyperparameters [15]. Although this restriction reduces search space and thereby improves computational efficiency, another question then arises: how to decide the candidate dimensions? Notably, a suboptimal set of candidate dimensions could result in a suboptimal search result that hurts model’s recommendation performance.

In this paper, we propose Differentiable Neural Input Search (DNIS) for approaching the NIS problem in a differentiable manner through gradient descent. Instead of searching over a predefined discrete set of candidate dimensions, DNIS relaxes the search space to be continuous and optimizes the selection for each feature dimension by descending model’s validation loss. More specifically, we introduce a *soft selection layer* between the embedding layer and the feature interaction layers of latent factor models. Each input feature embedding is fed into the soft selection layer to perform an element-wise multiplication with a scaling vector. The soft selection layer directly controls the significance of each dimension of the feature embedding, and it is essentially a part of model architecture which can be optimized according to model’s validation performance. We also propose a gradient normalization technique to keep the backpropagated gradients steady during the optimization of the selection layer. After training, we merge the soft selection layer with the feature embedding layer to prune redundant or less informative embedding dimensions per feature, leading to feature embeddings with a mixed dimension scheme. DNIS can be seamlessly applied to various existing architectures of latent factor models for recommendation. We conduct extensive experiments with different model architectures on the Collaborative Filtering (CF) task and the Click-Through-Rate (CTR) prediction task. The results demonstrate that our DNIS method achieves the best performance compared with the existing neural input search baselines over all the model architectures, and can increase parameter efficiency by pruning over $2\times$ and $20\times$ embedding weights for CF and CTR prediction, respectively.

The major contributions of this paper can be summarized as follows:

- We propose DNIS, a differentiable neural input search method to relax the NIS search space to be continuous, which allows searching for varying feature dimensions automatically in a differentiable manner with gradient descent.
- We introduce a soft selection layer to optimize the selection of embedding dimensions for different features. A gradient normalization technique is proposed to keep the backpropagated gradients steady during the training of the soft selection layer.
- Our method can be incorporated with various existing architectures of latent factor models to improve recommendation performance and reduce memory cost of embedding parameters.
- We conduct experiments with different model architectures on CF and CTR prediction tasks. The results demonstrate our DNIS method outperforms the existing NIS baselines in terms of recommendation performance, training efficiency and parameter size.

2 Differentiable Neural Input Search

2.1 Background

Latent factor models. We consider a recommender system involving M feature fields (e.g., user ID, item ID, item price). Typically, M is 2 (including user ID and item ID) in collaborative filtering (CF) problems, whereas in the context of click-through rate (CTR) prediction, M is much larger than 2 to include more feature fields. Each categorical feature field consists of a collection of discrete features, while a numerical feature field contains one scalar feature. Let \mathcal{F} denote the list of features over all the fields and the size of \mathcal{F} is N . For the i -th feature in \mathcal{F} , its initial representation is a N -dimensional sparse vector \mathbf{x}_i , where the i -th element is 1 (for discrete feature) or a scalar number (for scalar feature), and the others are 0s. Latent factor models generally consists of two parts: one feature embedding layer, followed by the feature interaction layers. Without loss of generality, the input instances to the latent factor model include several features belonging to the respective feature fields. The feature embedding layer transforms all the features in an input instance into dense

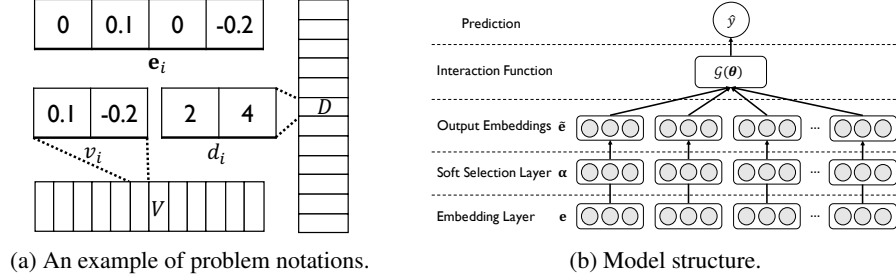


Figure 1: A demonstration of notations and model structure.

embedding vectors. Specifically, a sparsely encoded input feature vector $\mathbf{x}_i \in \mathbb{R}^N$ is transformed into a K -dimensional embedding vector $\mathbf{e}_i \in \mathbb{R}^K$ as follows:

$$\mathbf{e}_i = \mathbf{E}^\top \mathbf{x}_i \quad (1)$$

where $\mathbf{E} \in \mathbb{R}^{N \times K}$ is known as the *embedding matrix*. The output of the feature embedding layer is the collection of dense embedding vectors for all the input features, which is denoted as \mathbf{X} . The feature interaction layers, which are designed to be different architectures, essentially compose a parameterized function \mathcal{G} that predicts the objective based on the collected dense feature embeddings \mathbf{X} for the input instance. That is,

$$\hat{y} = \mathcal{G}(\boldsymbol{\theta}, \mathbf{X}) \quad (2)$$

where \hat{y} is the model’s prediction, and $\boldsymbol{\theta}$ denotes the set of parameters in the interaction layers. Prior works have developed various architectures for \mathcal{G} , including the simple inner product function [36], and deep neural networks-based interaction functions [6, 8, 16, 19, 24]. Most of the proposed architectures for the interaction layers require all the feature embeddings to be in a uniform dimension.

Neural architecture search. Neural Architecture Search (NAS) has been proposed to automatically search for the best neural network architecture. To explore the space of neural architectures, different search strategies have been explored including random search [22], evolutionary methods [12, 29, 34], Bayesian optimization [2, 11, 28], reinforcement learning [1, 40, 41], and gradient-based methods [3, 25, 38]. Since being proposed in [1, 41], NAS has achieved remarkable performance in various tasks such as image classification [35, 42], semantic segmentation [4] and object detection [42]. However, most of these researches have focused on searching for optimal network structures automatically, while little attention has been paid to the design of the input component. This is because the input component in visual tasks is already given in the form of floating point values of image pixels. As for recommender systems, an input component based on the embedding layer is deliberately developed to transform raw features (e.g., discrete user identifiers) into dense embeddings. In this paper, we focus on the problem of neural input search, which can be considered as NAS on the input component (i.e., the embedding layer) of recommender systems.

2.2 Search Space and Problem

Search space. The key idea of neural input search is to use embeddings with mixed dimensions to represent different features. To formulate feature embeddings with different dimensions, we adopt the representation for sparse vectors (with a *base dimension* K). Specifically, for each feature, we maintain a *dimension index vector* d which contains ordered locations of the feature’s existing dimensions from the set $\{1, \dots, K\}$, and an *embedding value vector* v which stores embedding values in the respective existing dimensions. The conversion from the index and value vectors of a feature into the K -dimensional embedding vector \mathbf{e} is straightforward. Note that \mathbf{e} corresponds to a row in the embedding matrix \mathbf{E} . Figure 1a gives an example of d_i , v_i and \mathbf{e}_i for the i -th feature in \mathcal{F} .

The size of d varies among different features to enforce a mixed dimension scheme. Formally, given the feature set \mathcal{F} , we define the *mixed dimension scheme* $D = \{d_1, \dots, d_N\}$ to be the collection of dimension index vectors for all the features in \mathcal{F} . We use D to denote the *search space* of the mixed dimension scheme D for \mathcal{F} , which includes 2^{NK} possible choices. Besides, we denote by $V = \{v_1, \dots, v_N\}$ the set of the embedding value vectors for all the features in \mathcal{F} . Then we can derive the embedding matrix \mathbf{E} with D and V to make use of the feature interaction layers.

Problem formulation. Let $\Theta = \{\boldsymbol{\theta}, V\}$ be the set of trainable model parameters, and \mathcal{L}_{train} and \mathcal{L}_{val} are model’s training loss and validation loss, respectively. The two losses are determined by both the mixed dimension scheme D , and the trainable parameters Θ . The goal of neural input search

is to find a mixed dimension scheme $D \in \mathcal{D}$ that minimizes the validation loss $\mathcal{L}_{val}(\Theta^*, D)$, where the parameters Θ^* given any mixed dimension scheme are obtained by minimizing the training loss. This can be formulated as:

$$\begin{aligned} \min_{D \in \mathcal{D}} \quad & \mathcal{L}_{val}(\Theta^*(D), D) \\ \text{s.t.} \quad & \Theta^*(D) = \underset{\Theta}{\operatorname{argmin}} \mathcal{L}_{train}(\Theta, D) \end{aligned} \quad (3)$$

The above problem formulation is actually consistent with hyperparameter optimization in a broader scope [13, 27, 33], since the mixed dimension scheme D can be considered as model hyperparameters to be determined according to model’s validation performance. However, the main difference is that the search space \mathcal{D} in our problem is much larger than the search space of conventional hyperparameter optimization problems.

2.3 Feature Blocking

Feature blocking has been a novel ingredient used in the existing neural input search methods [15, 20] to facilitate the reduction of search space. The intuition behind is that features with similar frequencies could be grouped into a block sharing the same embedding dimension. Following the existing works, we first employ feature blocking to control the search space of the mixed dimension scheme. We sort all the features in \mathcal{F} in the descending order of frequency (i.e., the number of feature occurrences in the training instances). Let η_f denote the frequency of feature $f \in \mathcal{F}$. We can obtain a sorted list of features $\tilde{\mathcal{F}} = [f_1, f_2, \dots, f_N]$ such that $\eta_{f_i} \geq \eta_{f_j}$ for any $i < j$. We then separate $\tilde{\mathcal{F}}$ into L blocks, where the features in a block share the same dimension index vector d . We denote by \tilde{D} the mixed dimension scheme after feature blocking. Then the length of the mixed dimension scheme $|\tilde{D}|$ becomes L , and the search space size is reduced from 2^{NK} to 2^{LK} accordingly, where $L \ll N$.

2.4 Continuous Relaxation and Differentiable Optimization

Continuous relaxation. After feature blocking, in order to optimize the mixed dimension scheme \tilde{D} , we first transform \tilde{D} into a binary *dimension indicator matrix* $\tilde{\mathbf{D}} \in \mathbb{R}^{L \times K}$, where each element in $\tilde{\mathbf{D}}$ is either 1 or 0 indicating the existence of the corresponding embedding dimension according to \tilde{D} . We then introduce a *soft selection layer* to relax the search space of $\tilde{\mathbf{D}}$ to be continuous. The soft selection layer is essentially a numerical matrix $\alpha \in \mathbb{R}^{L \times K}$, where each element in α satisfies: $0 \leq \alpha_{l,k} \leq 1$. That is, each binary choice $\tilde{\mathbf{D}}_{l,k}$ (the existence of the k -th embedding dimension in the l -th feature block) in $\tilde{\mathbf{D}}$, is relaxed to be a continuous variable $\alpha_{l,k}$ within the range of $[0, 1]$. We insert the soft selection layer between the feature embedding layer and interaction layers in the latent factor model, as illustrated in Figure 1b. Given α and the embedding matrix \mathbf{E} , the output embedding $\tilde{\mathbf{e}}_i$ of a feature f_i in the l -th block produced by the bottom two layers can be computed as follows:

$$\tilde{\mathbf{e}}_i = \mathbf{e}_i \odot \alpha_{l*} \quad (4)$$

where α_{l*} is the l -th row in α , and \odot is the element-wise product. By applying Equation (4) to all the input features, we can obtain the output feature embeddings \mathbf{X} . Next, we supply \mathbf{X} to the feature interaction layers for final prediction as specified in Equation (2). Note that α is used to softly select the dimensions of feature embeddings during model training, and the discrete mixed dimension scheme D will be derived after training.

Differentiable optimization. Now that we relax the mixed dimension scheme $\tilde{\mathbf{D}}$ (after feature blocking) via the soft selection layer α , our problem stated in Equation (3) can be transformed into:

$$\begin{aligned} \min_{\alpha} \quad & \mathcal{L}_{val}(\Theta^*(\alpha), \alpha) \\ \text{s.t.} \quad & \Theta^*(\alpha) = \underset{\Theta}{\operatorname{argmin}} \mathcal{L}_{train}(\Theta, \alpha) \wedge \alpha_{k,j} \in [0, 1] \end{aligned} \quad (5)$$

where that $\Theta = \{\theta, \mathbf{E}\}$ represents model parameters in both the embedding layer and interaction layers. Equation 5 essentially defines a bi-level optimization problem [9], which has been studied in differentiable NAS [25] and gradient-based hyperparameter optimization [5, 13, 33]. Basically, α and Θ are respectively treated as the upper-level and lower-level variables to be optimized in an interleaving way. To deal with the expensive optimization of Θ , we follow the common practice that approximates $\Theta^*(\alpha)$ by adapting Θ using a single training step:

$$\Theta^*(\alpha) \approx \Theta - \xi \nabla_{\Theta} \mathcal{L}_{train}(\Theta, \alpha) \quad (6)$$

Algorithm 1: DNIS - Differentiable Neural Input Search

- 1: **Input:** training dataset, validation dataset.
 - 2: **Output:** mixed dimension scheme D , embedding values V , interaction function parameters θ .
 - 3: Sort features into $\tilde{\mathcal{F}}$ and divide them into L blocks;
 - 4: Initialize the soft selection layer α to be an all-one matrix, and randomly initialize Θ ;
 // $\Theta = \{\theta, \mathbf{E}\}$
 - 5: **while** *not converged* **do**
 - 6: Update trainable parameters Θ by descending $\nabla_{\Theta} \mathcal{L}_{train}(\Theta, \alpha)$;
 - 7: Calculate the gradients of α as: $-\xi \nabla_{\alpha, \Theta}^2 \mathcal{L}_{train}(\Theta, \alpha) \cdot \nabla_{\alpha} \mathcal{L}_{val}(\Theta', \alpha) + \nabla_{\alpha} \mathcal{L}_{val}(\Theta', \alpha)$;
 // (set $\xi = 0$ if using first-order approximation)
 - 8: Perform Equation (8) to normalize the gradients in α ;
 - 9: Update α by descending the gradients, and then clip its values into the range of $[0, 1]$;
 - 10: **end**
 - 11: Calculate the output embedding matrix \mathbf{E} using α and $\tilde{\mathbf{E}}$ according to Equation (4);
 - 12: Prune \mathbf{E} into a sparse matrix \mathbf{E}' following Equation (9);
 - 13: Derive the mixed dimension scheme D and embedding values V with \mathbf{E}' ;
-

where ξ is the learning rate for one-step update of model parameters Θ . Then we can optimize α based on the following gradient:

$$\begin{aligned} & \nabla_{\alpha} \mathcal{L}_{val}(\Theta - \xi \nabla_{\Theta} \mathcal{L}_{train}(\Theta, \alpha), \alpha) \\ &= -\xi \nabla_{\alpha, \Theta}^2 \mathcal{L}_{train}(\Theta, \alpha) \cdot \nabla_{\alpha} \mathcal{L}_{val}(\Theta', \alpha) + \nabla_{\alpha} \mathcal{L}_{val}(\Theta', \alpha) \end{aligned} \quad (7)$$

where $\Theta' = \Theta - \xi \nabla_{\Theta} \mathcal{L}_{train}(\Theta, \alpha)$ denotes the model parameters after one-step update. Equation (7) can be solved efficiently using the existing deep learning libraries that allow automatic differentiation, such as Pytorch [32]. The second-order derivative term in Equation (7) can be omitted to further improve computational efficiency considering ξ to be near zero, which is called the *first-order approximation*. In this paper, we adopt the first-order approximation in DNIS by default since we find the final performance is similar with and without the approximation. Algorithm 1 (line 5-10) summarizes the bi-level optimization procedure for solving Equation (5).

Gradient normalization. During the optimization of α by the gradient $\nabla_{\alpha} \mathcal{L}_{val}(\Theta', \alpha)$, we propose a gradient normalization technique to normalize the row-wise gradients of α over each training batch:

$$\mathbf{g}_{norm}(\alpha_{l*}) = \frac{\mathbf{g}(\alpha_{l*})}{\sum_{k=1}^K |\mathbf{g}(\alpha_{l,k})| / K + \epsilon_{\mathbf{g}}}, \quad k \in [1, K] \quad (8)$$

where \mathbf{g} and \mathbf{g}_{norm} denote the gradients before and after normalization respectively, and $\epsilon_{\mathbf{g}}$ is a small value (e.g., $1e-7$) to avoid numerical overflow. The consideration is that the magnitude of the gradients of α_{l*} varies a lot over feature blocks due to the significant difference in feature frequency. By normalizing the gradients for each block, we can apply a single learning rate to different rows of α during optimization. Otherwise, a single learning rate shared by different feature blocks may easily fall short in optimizing all the rows of α .

2.5 Deriving Feature Embeddings in Mixed Dimensions

After optimization, we have the learned parameters for θ , \mathbf{E} and α . This allows us to derive the discrete mixed dimension scheme D . Specifically, for feature f_i in the l -th block, we can compute its output embedding \tilde{e}_i with e_i and α_{l*} following Equation (4). By merging the embedding layer with the soft selection layer, we collect the output embeddings for all the features in \mathcal{F} and form an output embedding matrix $\tilde{\mathbf{E}} \in \mathbb{R}^{N \times K}$. We then prune non-informative embedding dimensions in $\tilde{\mathbf{E}}$ as follows:

$$\tilde{\mathbf{E}}_{i,j} = \begin{cases} 0, & \text{if } |\tilde{\mathbf{E}}_{i,j}| < \epsilon \\ \tilde{\mathbf{E}}_{i,j}, & \text{otherwise} \end{cases} \quad (9)$$

where ϵ is a threshold that can be manually tuned according to the requirements on model performance and computational resources. The pruned output embedding matrix $\tilde{\mathbf{E}}$ is sparse and can be used to derive the discrete mixed dimension scheme D and the embedding value vectors V for \mathcal{F} accordingly.

Relation to network pruning. Network pruning, as one kind of model compression techniques, improves the efficiency of over-parameterized deep neural networks by removing redundant neurons or connections without damaging model performance [7, 14, 26]. Recent works of network

Table 1: Statistics of the datasets.

Dataset	Task Type	Instance#	Field#	Feature#
Movielens	Rating Prediction	20,000,263	2	165,771
Criteo	CTR Prediction	45,840,617	39	2,086,936

pruning [17, 23, 30] generally performed iterative pruning and finetuning over certain pretrained over-parameterized deep network. Instead of simply removing redundant weights, our proposed method DNIS optimizes feature embeddings with the gradients from the validation set, and only prunes non-informative embedding dimensions and their values in one shot after model training. This also avoids manually tuning thresholds and regularization terms per iteration. We have conducted experiments to compare the performance of DNIS and network pruning methods in Section 3.4.

3 Experiments

3.1 Experimental Settings

Datasets. We used two benchmark datasets Movielens [18] and Criteo [21] for collaborative filtering (CF) and click-through rate (CTR) prediction tasks, respectively. For each dataset, we randomly split the instances by 8:1:1 to obtain the training, validation and test sets. The statistics of the two datasets are summarized in Table 1.

(1) **Movielens** consists of more than 20 million user ratings ranging from 1 to 5 on different movies. (2) **Criteo** is a popular industry benchmark dataset for CTR prediction, which contains 13 numerical feature fields and 26 categorical feature fields. Each label indicates whether a user has clicked the corresponding item.

Evaluation metrics. We adopt MSE (mean squared error) for rating prediction in CF, and use AUC (Area Under the ROC Curve) and Logloss (cross entropy) for CTR prediction. In addition to model performance, we also report the parameter size and the search cost of each method.

Comparison methods. We compare our DNIS method with the following three approaches.

- **Grid Search.** This is the traditional approach to searching for a uniform embedding dimension. In our experiments, we searched 16 groups of dimensions, ranging from 4 to 64 with a stride of 4.
- **Random Search.** Random search has been recognized as a strong baseline for NAS problems [25]. When random searching a mixed dimension scheme, we applied the same feature blocking as we did for DNIS. Following the intuition that high-frequency features desire larger numbers of dimensions, we generated 16 random descending sequences as the search space of the mixed dimension scheme for each model and report the best results.
- **MDE (Mixed Dimension Embeddings [15]).** This method performs feature blocking and applies a heuristic scheme where the number of dimensions per feature block is proportional to some fractional power of its frequency. We tested 16 groups of hyperparameters settings as suggested in the original paper and report the best results.

For DNIS, we show its performance before and after the dimension pruning in Equation (9), and report the storage size of the pruned sparse matrix E' using COO format of sparse matrix [37]. We show the results with different compression rates (CR), i.e., the division of unpruned embedding parameter size by the pruned size.

Implementation details. We implement our method using Pytorch [32]. We apply Adam optimizer with the learning rate of 0.001 for model parameters Θ and that of 0.01 for soft selection layer parameters α . The mini-batch size is set to 4096 and the uniform base dimension K is set to 64 for all the models. We apply the same blocking scheme for random search, MDE and DNIS for a fair comparison. The default numbers of feature blocks L is set to 10 and 6 for Movielens and Criteo datasets, respectively. We employ various latent factor models: MF, MLP [19] and NeuMF [19] for the CF task, and FM [36], Wide&Deep [6], DeepFM [16] for the CTR prediction, where the configuration of latent factor models are the same over different methods. Besides, we exploit early-stopping for all the methods according to the change of validation loss during model training. All the experiments were performed using NVIDIA GeForce RTX 2080Ti GPUs.

3.2 Comparison Results

Table 2 and Table 3 show the comparison results of different NIS methods on CF and CTR prediction tasks, respectively. First, we can see that DNIS achieves the best prediction performance over

Table 2: Comparison between DNIS and baselines on the CF task using Movielens dataset. We also report the storage size of the derived feature embeddings and the training time per method. For DNIS, we show its results with and w/o different compression rates (CR), i.e., the ratio of the embedding parameter size w/o pruning to that after pruning.

Search Methods	MF			MLP			NeuMF		
	Params (M)	Time Cost	MSE	Params (M)	Time Cost	MSE	Params (M)	Time Cost	MSE
Grid Search	33	16h	0.622	35	8h	0.640	61	4h	0.625
Random Search	33	16h	0.6153	22	4h	0.6361	30	2h	<u>0.6238</u>
MDE	35	24h	<u>0.6138</u>	35	5h	<u>0.6312</u>	27	3h	0.6249
DNIS (unpruned)	37	1h	0.6096	36	1h	0.6255	72	1h	0.6146
DNIS (CR = 2)	21	1h	0.6126	20	1h	0.6303	40	1h	0.6169
DNIS (CR = 2.5)	17	1h	0.6167	17	1h	0.6361	32	1h	0.6213

Table 3: Comparison between DNIS and baselines on the CTR prediction task using Criteo dataset.

Search Methods	FM				Wide&Deep				DeepFM			
	Params (M)	Time Cost	AUC	Logloss	Params (M)	Time Cost	AUC	Logloss	Params (M)	Time Cost	AUC	Logloss
Grid Search	441	16h	0.7987	0.4525	254	16h	0.8079	0.4435	382	14h	0.8080	0.4435
Random Search	73	12h	<u>0.7997</u>	<u>0.4518</u>	105	16h	<u>0.8084</u>	<u>0.4434</u>	105	12h	<u>0.8084</u>	<u>0.4434</u>
MDE	397	16h	0.7986	0.4530	196	16h	0.8076	0.4439	396	16h	0.8077	0.4438
DNIS (unpruned)	441	3h	0.8004	0.4510	395	3h	0.8088	0.4429	416	3h	0.8090	0.4427
DNIS (CR = 20)	26	3h	0.8004	0.4510	29	3h	0.8087	0.4430	29	3h	0.8088	0.4428
DNIS (CR = 30)	17	3h	0.8004	0.4510	19	3h	0.8085	0.4432	20	3h	0.8086	0.4430

all the model architectures for both tasks. It is worth noticing that the improvement on training efficiency ranges from $2\times$ to over $10\times$. The results confirms that DNIS is able to learn discriminative feature embeddings with significantly higher efficiency than the existing search methods. Second, DNIS with dimension pruning achieves competitive or better performance than baselines, and can yield a significant reduction on model parameter size. For example, DNIS with a pruning rate (PR) of 2 outperforms all the baselines on Movielens, and yet reaches the minimal parameter size. The advantages of DNIS with the CR of 20 and 30 are more significant on Criteo. We observe that DNIS can achieve a higher CR on Criteo than Movielens without sacrificing prediction performance. This is because the distribution of feature frequency on Criteo is severely skewed, leading to a significantly large number of redundant dimensions for low-frequency features. Third, among all the baselines, MDE performs the best on Movielens and Random Search performs the best on Criteo, while Grid Search gets the worst results on both tasks. This verifies the importance of applying mixed dimension embeddings to latent factor models. Note that all of the three baselines have searched over 16 groups of feature dimensions, and their time costs are slightly different due to the early-stopping of model training. Fourth, we find that MF achieves better prediction performance on the CF task than the other two model architectures. The reason may be the overfitting problem of MLP and NeuMF that results in poor generalization. Besides, DeepFM show the best results on the CTR prediction task, suggesting that the ensemble of DNN and FM is beneficial to improving CTR prediction accuracy.

3.3 Hyperparameter Investigation

We investigate the effects of two important hyperparameters K and L in DNIS. Figure 2a shows the performance change of MF w.r.t. different settings of K . We can see that increasing K is beneficial to reducing MSE. This is because a larger K allows a larger search space that could improve the representations of high-frequency features by giving more embedding dimensions. Besides, we observe a marginal decrease in performance gain. Specifically, the MSE is reduced by 0.005 when K increases from 64 to 128, whereas the MSE reduction is merely 0.001 when K changes from 512 to 1024. This implies that K may have exceeded the largest number of dimensions required by all the features, leading to minor improvements. Figure 2b shows the effects of the number of feature blocks L . We find that increasing L improves the prediction performance of DNIS, and the performance improvement decreases as L becomes larger. This is because dividing features into more blocks facilitates a finer-grained control on the embedding dimensions of different features, leading to more flexible mixed dimension schemes. Since both K and L affect the computation complexity of DNIS, we suggest to choose reasonably large values for K and L to balance the computational efficiency and predictive performance based on the application requirements.

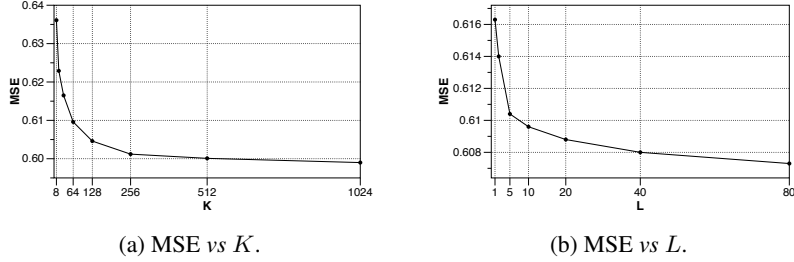


Figure 2: Effects of hyperparameters on the performance of DNIS. We report the MSE results of MF on MovieLens dataset w.r.t. different base embedding dimensions K and feature block numbers L .

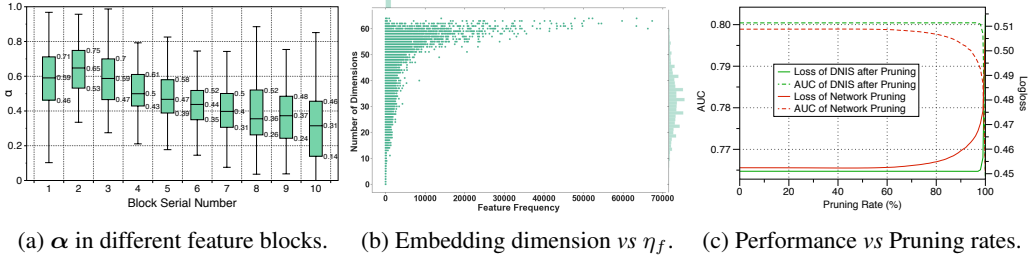


Figure 3: (a) The distribution of trained parameters α of the soft selection layer. Here we show the result of MF on MovieLens dataset, where L is set to 10. (b) The joint distribution plot of feature embedding dimensions and feature frequencies after dimension pruning. (c) Comparison of DNIS and network pruning performance over different pruning rates.

3.4 Analysis on DNIS Results

We first study the learned feature dimensions of DNIS through the learned soft selection layer α and feature embedding dimensions after dimension pruning. Figure 3a depicts the distributions of the trained parameters in α for the 10 feature blocks on MovieLens. Recall that the blocks are sorted in the descending order of feature frequency. It can be seen that the learned parameters in α for the feature blocks with lower frequencies converge to smaller values, indicating that lower-frequency features tend to be represented by smaller numbers of embedding dimensions. Figure 3b provides the number of embedding dimensions per feature after dimension pruning. The results show that features with higher frequencies end up with more embedding dimensions, whereas the dimensions are more likely to be pruned for low-frequency features. Nevertheless, there is no strong correlation between the derived embedding dimension and the feature frequency. Note that the embedding dimensions for low-frequency features scatter over a long range of numbers. This is consistent with the inferior performance of MDE which directly determines the number of feature embedding dimensions according to the frequency.

We further compare DNIS with network pruning method [17]. For illustration purpose, we provide the results of the FM model on Criteo dataset. Figure 3c shows the performance of two methods on different pruning rates (i.e., the ratio of pruned embedding values). DNIS achieves better AUC and Logloss results than network pruning over all the pruning rates. This is because DNIS optimizes feature embeddings with the gradients from the validation set, which benefits the selection of predictive dimensions, instead of simply removing redundant weights in the embeddings.

4 Conclusion

In this paper, we introduced Differentiable Neural Input Search (DNIS), which searches for a mixed dimension scheme for different features adaptively from data. Instead of selecting from a predefined discrete set of candidate dimension schemes, DNIS is able to optimize embedding dimensions in a continuous search space with gradient descent. The key idea is to develop a soft dimension selection layer that controls the significance of each embedding dimension, and can be optimized with model’s validation performance through gradient descent. We show that DNIS can be seamlessly incorporated with various existing latent factor models for recommendation. We conduct extensive experiments on collaborative filtering and click-through rate prediction tasks, where DNIS outperforms the existing NIS baselines in terms of recommendation performance, training efficiency and parameter size.

References

- [1] Bowen Baker, Otkrist Gupta, Nikhil Naik, and Ramesh Raskar. Designing neural network architectures using reinforcement learning. In *5th International Conference on Learning Representations, ICLR 2017, Toulon, France, April 24-26, 2017, Conference Track Proceedings*, 2017.
- [2] James Bergstra, Daniel Yamins, and David D. Cox. Making a science of model search: Hyperparameter optimization in hundreds of dimensions for vision architectures. In *Proceedings of the 30th International Conference on Machine Learning, ICML 2013, Atlanta, GA, USA, 16-21 June 2013*, pages 115–123, 2013.
- [3] Han Cai, Ligeng Zhu, and Song Han. Proxylessnas: Direct neural architecture search on target task and hardware. In *7th International Conference on Learning Representations, ICLR 2019, New Orleans, LA, USA, May 6-9, 2019*, 2019.
- [4] Liang-Chieh Chen, Maxwell D. Collins, Yukun Zhu, George Papandreou, Barret Zoph, Florian Schroff, Hartwig Adam, and Jonathon Shlens. Searching for efficient multi-scale architectures for dense image prediction. In *Advances in Neural Information Processing Systems 31: Annual Conference on Neural Information Processing Systems 2018, NeurIPS 2018, 3-8 December 2018, Montréal, Canada*, pages 8713–8724, 2018.
- [5] Yihong Chen, Bei Chen, Xiangnan He, Chen Gao, Yong Li, Jian-Guang Lou, and Yue Wang. λ opt: Learn to regularize recommender models in finer levels. In *Proceedings of the 25th ACM SIGKDD International Conference on Knowledge Discovery & Data Mining, KDD 2019, Anchorage, AK, USA, August 4-8, 2019*, pages 978–986, 2019.
- [6] Heng-Tze Cheng, Levent Koc, Jeremiah Harmsen, Tal Shaked, Tushar Chandra, Hrishi Aradhye, Glen Anderson, Greg Corrado, Wei Chai, Mustafa Ispir, Rohan Anil, Zakaria Haque, Lichan Hong, Vihan Jain, Xiaobing Liu, and Hemal Shah. Wide & deep learning for recommender systems. In *Proceedings of the 1st Workshop on Deep Learning for Recommender Systems, DLRS@RecSys 2016, Boston, MA, USA, September 15, 2016*, pages 7–10, 2016.
- [7] Yu Cheng, Duo Wang, Pan Zhou, and Tao Zhang. A survey of model compression and acceleration for deep neural networks. *arXiv preprint arXiv:1710.09282*, 2017.
- [8] Weiyu Cheng, Yanyan Shen, Yanmin Zhu, and Linpeng Huang. DELF: A dual-embedding based deep latent factor model for recommendation. In *IJCAI’18, July 13-19, 2018, Stockholm, Sweden*, pages 3329–3335, 2018.
- [9] Benoît Colson, Patrice Marcotte, and Gilles Savard. An overview of bilevel optimization. *Annals OR*, 153(1):235–256, 2007.
- [10] Paul Covington, Jay Adams, and Emre Sargin. Deep neural networks for youtube recommendations. In *Proceedings of the 10th ACM Conference on Recommender Systems, Boston, MA, USA, September 15-19, 2016*, pages 191–198, 2016.
- [11] Tobias Domhan, Jost Tobias Springenberg, and Frank Hutter. Speeding up automatic hyperparameter optimization of deep neural networks by extrapolation of learning curves. In *Proceedings of the Twenty-Fourth International Joint Conference on Artificial Intelligence, IJCAI 2015, Buenos Aires, Argentina, July 25-31, 2015*, pages 3460–3468, 2015.
- [12] Thomas Elsken, Jan Hendrik Metzen, and Frank Hutter. Efficient multi-objective neural architecture search via lamarckian evolution. In *7th International Conference on Learning Representations, ICLR 2019, New Orleans, LA, USA, May 6-9, 2019*, 2019.
- [13] Luca Franceschi, Paolo Frasconi, Saverio Salzo, Riccardo Grazi, and Massimiliano Pontil. Bilevel programming for hyperparameter optimization and meta-learning. In *Proceedings of the 35th International Conference on Machine Learning, ICML 2018, Stockholm, Sweden, July 10-15, 2018*, pages 1563–1572, 2018.
- [14] Jonathan Frankle and Michael Carbin. The lottery ticket hypothesis: Finding sparse, trainable neural networks. In *7th International Conference on Learning Representations, ICLR 2019, New Orleans, LA, USA, May 6-9, 2019*, 2019.

- [15] Antonio Ginart, Maxim Naumov, Dheevatsa Mudigere, Jiyan Yang, and James Zou. Mixed dimension embeddings with application to memory-efficient recommendation systems. *arXiv preprint arXiv:1909.11810*, 2019.
- [16] Huifeng Guo, Ruiming Tang, Yunming Ye, Zhenguo Li, and Xiuqiang He. Deepfm: A factorization-machine based neural network for CTR prediction. In *Proceedings of the Twenty-Sixth International Joint Conference on Artificial Intelligence, IJCAI 2017, Melbourne, Australia, August 19-25, 2017*, pages 1725–1731, 2017.
- [17] Song Han, Jeff Pool, John Tran, and William Dally. Learning both weights and connections for efficient neural network. In *Advances in neural information processing systems*, pages 1135–1143, 2015.
- [18] F. Maxwell Harper and Joseph A. Konstan. The movielens datasets: History and context. *ACM Trans. Interact. Intell. Syst.*, 5(4):19:1–19:19, 2016.
- [19] Xiangnan He, Lizi Liao, Hanwang Zhang, Liqiang Nie, Xia Hu, and Tat-Seng Chua. Neural collaborative filtering. In *Proceedings of the 26th International Conference on World Wide Web, WWW 2017, Perth, Australia, April 3-7, 2017*, pages 173–182, 2017.
- [20] Manas R Joglekar, Cong Li, Jay K Adams, Pranav Khaitan, and Quoc V Le. Neural input search for large scale recommendation models. *arXiv preprint arXiv:1907.04471*, 2019.
- [21] Criteo Labs. Kaggle display advertising challenge dataset, <http://labs.criteo.com/2014/02/kaggle-display-advertising-challenge-dataset/>, 2014.
- [22] Liam Li and Ameet Talwalkar. Random search and reproducibility for neural architecture search. In *Proceedings of the Thirty-Fifth Conference on Uncertainty in Artificial Intelligence, UAI 2019, Tel Aviv, Israel, July 22-25, 2019*, page 129, 2019.
- [23] Hao Li, Asim Kadav, Igor Durdanovic, Hanan Samet, and Hans Peter Graf. Pruning filters for efficient convnets. In *5th International Conference on Learning Representations, ICLR 2017, Toulon, France, April 24-26, 2017, Conference Track Proceedings*, 2017.
- [24] Jianxun Lian, Xiaohuan Zhou, Fuzheng Zhang, Zhongxia Chen, Xing Xie, and Guangzhong Sun. xdeepfm: Combining explicit and implicit feature interactions for recommender systems. In *KDD’18, London, UK, August 19-23, 2018*, pages 1754–1763, 2018.
- [25] Hanxiao Liu, Karen Simonyan, and Yiming Yang. DARTS: differentiable architecture search. In *7th International Conference on Learning Representations, ICLR 2019, New Orleans, LA, USA, May 6-9, 2019*, 2019.
- [26] Zhuang Liu, Mingjie Sun, Tinghui Zhou, Gao Huang, and Trevor Darrell. Rethinking the value of network pruning. In *7th International Conference on Learning Representations, ICLR 2019, New Orleans, LA, USA, May 6-9, 2019*, 2019.
- [27] Dougal Maclaurin, David Duvenaud, and Ryan P. Adams. Gradient-based hyperparameter optimization through reversible learning. In *Proceedings of the 32nd International Conference on Machine Learning, ICML 2015, Lille, France, 6-11 July 2015*, pages 2113–2122, 2015.
- [28] Hector Mendoza, Aaron Klein, Matthias Feurer, Jost Tobias Springenberg, and Frank Hutter. Towards automatically-tuned neural networks. In *Proceedings of the 2016 Workshop on Automatic Machine Learning, AutoML 2016, co-located with 33rd International Conference on Machine Learning (ICML 2016), New York City, NY, USA, June 24, 2016*, pages 58–65, 2016.
- [29] Geoffrey F. Miller, Peter M. Todd, and Shailesh U. Hegde. Designing neural networks using genetic algorithms. In *Proceedings of the 3rd International Conference on Genetic Algorithms, George Mason University, Fairfax, Virginia, USA, June 1989*, pages 379–384, 1989.
- [30] Pavlo Molchanov, Stephen Tyree, Tero Karras, Timo Aila, and Jan Kautz. Pruning convolutional neural networks for resource efficient inference. In *5th International Conference on Learning Representations, ICLR 2017, Toulon, France, April 24-26, 2017, Conference Track Proceedings*, 2017.

- [31] Jongsoo Park, Maxim Naumov, Protonu Basu, Summer Deng, Aravind Kalaiah, Daya Khudia, James Law, Parth Malani, Andrey Malevich, Satish Nadathur, et al. Deep learning inference in facebook data centers: Characterization, performance optimizations and hardware implications. *arXiv preprint arXiv:1811.09886*, 2018.
- [32] Adam Paszke, Sam Gross, Francisco Massa, Adam Lerer, James Bradbury, Gregory Chanan, Trevor Killeen, Zeming Lin, Natalia Gimelshein, Luca Antiga, Alban Desmaison, Andreas Köpf, Edward Yang, Zachary DeVito, Martin Raison, Alykhan Tejani, Sasank Chilamkurthy, Benoit Steiner, Lu Fang, Junjie Bai, and Soumith Chintala. Pytorch: An imperative style, high-performance deep learning library. In *Advances in Neural Information Processing Systems 32: Annual Conference on Neural Information Processing Systems 2019, NeurIPS 2019, 8-14 December 2019, Vancouver, BC, Canada*, pages 8024–8035, 2019.
- [33] Fabian Pedregosa. Hyperparameter optimization with approximate gradient. In *Proceedings of the 33rd International Conference on Machine Learning, ICML 2016, New York City, NY, USA, June 19-24, 2016*, pages 737–746, 2016.
- [34] Esteban Real, Sherry Moore, Andrew Selle, Saurabh Saxena, Yutaka Leon Suematsu, Jie Tan, Quoc V. Le, and Alexey Kurakin. Large-scale evolution of image classifiers. In *Proceedings of the 34th International Conference on Machine Learning, ICML 2017, Sydney, NSW, Australia, 6-11 August 2017*, pages 2902–2911, 2017.
- [35] Esteban Real, Alok Aggarwal, Yanping Huang, and Quoc V. Le. Regularized evolution for image classifier architecture search. In *The Thirty-Third AAAI Conference on Artificial Intelligence, AAAI 2019, The Thirty-First Innovative Applications of Artificial Intelligence Conference, IAAI 2019, The Ninth AAAI Symposium on Educational Advances in Artificial Intelligence, EAAI 2019, Honolulu, Hawaii, USA, January 27 - February 1, 2019*, pages 4780–4789, 2019.
- [36] Steffen Rendle. Factorization machines. In *ICDM 2010, The 10th IEEE International Conference on Data Mining, Sydney, Australia, 14-17 December 2010*, pages 995–1000, 2010.
- [37] Pauli Virtanen, Ralf Gommers, Travis E. Oliphant, Matt Haberland, Tyler Reddy, David Cournapeau, Evgeni Burovski, Pearu Peterson, Warren Weckesser, Jonathan Bright, Stéfan J. van der Walt, Matthew Brett, Joshua Wilson, K. Jarrod Millman, Nikolay Mayorov, Andrew R. J. Nelson, Eric Jones, Robert Kern, Eric Larson, CJ Carey, İlhan Polat, Yu Feng, Eric W. Moore, Jake VanderPlas, Denis Laxalde, Josef Perktold, Robert Cimrman, Ian Henriksen, E. A. Quintero, Charles R Harris, Anne M. Archibald, Antônio H. Ribeiro, Fabian Pedregosa, Paul van Mulbregt, and SciPy 1.0 Contributors. SciPy 1.0: Fundamental Algorithms for Scientific Computing in Python. *Nature Methods*, 17:261–272, 2020.
- [38] Sirui Xie, Hehui Zheng, Chunxiao Liu, and Liang Lin. SNAS: stochastic neural architecture search. In *7th International Conference on Learning Representations, ICLR 2019, New Orleans, LA, USA, May 6-9, 2019*, 2019.
- [39] Xiangyu Zhao, Chong Wang, Ming Chen, Xudong Zheng, Xiaobing Liu, and Jiliang Tang. Autoemb: Automated embedding dimensionality search in streaming recommendations. *arXiv preprint arXiv:2002.11252*, 2020.
- [40] Zhao Zhong, Junjie Yan, Wei Wu, Jing Shao, and Cheng-Lin Liu. Practical block-wise neural network architecture generation. In *2018 IEEE Conference on Computer Vision and Pattern Recognition, CVPR 2018, Salt Lake City, UT, USA, June 18-22, 2018*, pages 2423–2432, 2018.
- [41] Barret Zoph and Quoc V. Le. Neural architecture search with reinforcement learning. In *5th International Conference on Learning Representations, ICLR 2017, Toulon, France, April 24-26, 2017, Conference Track Proceedings*, 2017.
- [42] Barret Zoph, Vijay Vasudevan, Jonathon Shlens, and Quoc V. Le. Learning transferable architectures for scalable image recognition. In *2018 IEEE Conference on Computer Vision and Pattern Recognition, CVPR 2018, Salt Lake City, UT, USA, June 18-22, 2018*, pages 8697–8710, 2018.