

Confidence sequences for sampling without replacement

Ian Waudby-Smith¹ and Aaditya Ramdas¹²

Departments of Statistics¹ and Machine Learning²
Carnegie Mellon University
{ianws,aramdas}@cmu.edu

November 30, 2021

Abstract

Many practical tasks involve sampling sequentially without replacement from a finite population of size N , in an attempt to estimate some parameter θ^* . Accurately quantifying uncertainty throughout this process is a nontrivial task, but is necessary because it often determines when we stop collecting samples and confidently report a result. We present a suite of tools to design *confidence sequences* (CS) for θ^* . A CS is a sequence of confidence sets $(C_n)_{n=1}^N$, that shrink in size, and all contain θ^* simultaneously with high probability. We demonstrate their empirical performance using four example applications: local opinion surveys, calculating permutation p -values, estimating Shapley values, and tracking the effect of an intervention. We highlight two marked advantages over naive with-replacement sampling and/or uncertainty estimates: (1) each member of the finite population need only be queried once, saving time and money, and (2) our confidence sets are tighter and shrink to exactly zero width in N steps.

1 Introduction

When data are collected sequentially rather than in a single batch with a fixed sample size, many classical statistical tools cannot naively be used to calculate uncertainty as more data become available. Doing so can quickly lead to overconfident and incorrect results (informally, “peeking, p -hacking”). For these kinds of situations, the analyst would ideally have access to procedures that allow them to:

- (a) Efficiently calculate tight confidence intervals whenever new data become available;
- (b) Track the intervals, and use them to decide whether to continue sampling, or when to stop;
- (c) Have valid confidence intervals (or p -values) at arbitrary data-dependent stopping times.

The desire for methods satisfying (a), (b), (c) led to the development of *confidence sequences* (CS) — sequences of confidence sets which are uniformly valid over a given time horizon \mathcal{T} . Formally, a sequence of sets $\{C_t\}_{t \in \mathcal{T}}$ is a $(1 - \alpha)$ -CS for some parameter θ^* if

$$\Pr(\forall t \in \mathcal{T}, \theta^* \in C_t) \geq 1 - \alpha \quad \equiv \quad \Pr(\exists t \in \mathcal{T} : \theta^* \notin C_t) \leq \alpha. \quad (1.1)$$

Critically, (1.1) holds iff $\Pr(\theta^* \notin C_\tau) \leq \alpha$ for arbitrary stopping times τ [1], yielding property (c). The foundations of CSs were laid by Robbins, Darling, Siegmund & Lai [2, 3, 4, 5]. The multi-armed bandit literature sometimes calls them ‘anytime’ confidence intervals [6, 7]. CSs have recently been developed for a variety of nonparametric problems [1, 8, 9]. This paper derives tight CSs when samples are drawn without replacement from a finite population. The technical underpinnings are novel martingales for both categorical (Section 2) and continuous (Section 3) observations. In the latter setting, our results unify the time-uniform with-replacement extensions of Hoeffding [10] and empirical Bernstein [11] that have been derived recently [12, 1], with several related inequalities for sampling without replacement by Serfling [13] and other recent improvements [14, 15].

Outline. We begin with four motivating examples in Section 1.1. In Section 2, we use Bayesian ideas to obtain frequentist CSs for categorical observations. In Section 3, we construct CSs for the mean of a finite set of bounded real numbers. We discuss implications for testing in Section 4.

1.1 Four motivating examples

The following examples are meant to demonstrate situations where we might care about sequentially quantifying uncertainty for parameters of finite populations (see Figure 1).

A. Opinion surveys (discrete categorical). Imagine you have access to a registry of phone numbers of a group of 1000 people, such as all residents of a neighborhood, voters in a township, or occupants of a university building. You wish to quickly determine the majority opinion on a categorical question, like preference of Biden vs. Trump. You pick names uniformly at random, call and ask. Obviously, you never call the same person twice. When can you confidently stop? In a typical run on a hypothetical ground truth of 650/350, our method stopped after 121 calls (Figure 1A).

B. Permutation p -values (discrete binary). Statistical inference is often performed using permutation tests. Formally, the permutation p -value is defined as $P_{\text{perm}} := \frac{1}{m!} \sum_{\pi \in S_m} I(T_n \geq T_{\pi(m)})$, where $T_m, T_{\pi(m)}$ are the original and permuted test statistics on m datapoints, and S_m is the set of all m -permutations (size $N = m!$). P_{perm} is intractable to calculate for large m , so it is often approximated by randomly sampling π with replacement (often 1000 times, fixed and arbitrary). Instead, our tools allow a user to construct a CS for P_{perm} and sequentially sample without replacement until the CS is confident about whether P_{perm} is below or above (say) 0.05. In one example (small, so we can calculate $P_{\text{perm}} = 0.04$ to verify accuracy), we stopped after 864 steps (Figure 1B).

C. Shapley values (bounded real-valued). First developed in game theory, Shapley values have been recently proposed as a measure of variable or data-point importance for supervised learning. Given a set of players $\{1, \dots, B\}$ and a reward function ν , the Shapley value ϕ_b for player b can be written as an average of $B!$ function evaluations, one for each permutation of $\{1, \dots, B\}$. As above, ϕ_b is intractable to compute and Monte-Carlo techniques are popular. This real-valued setting requires different CS techniques from the categorical setting. As Figure 1C unfolds from left to right (with $B = 7$), it can be stopped adaptively with valid confidence bounds on all $\{\phi_b\}_{b=1}^B$.

D. Tracking interventions (bounded real-valued). Suppose a state school board is interested in introducing a new program to help students improve their standardized testing skills. Before deploying it to each of their 3000 public schools, the board decides to incrementally introduce the program to randomly selected schools, measuring standardized test scores before and after its introduction. The board can construct a CS for the overall percentage increase in test scores (which could get worse), and stop the experiment once they are confident about the program's effectiveness. In Figure 1D, with effect size 20%, the board can confidently decide to mandate the program statewide after 334 random schools have been trialed, but they may also continue tracking progress and stop later.

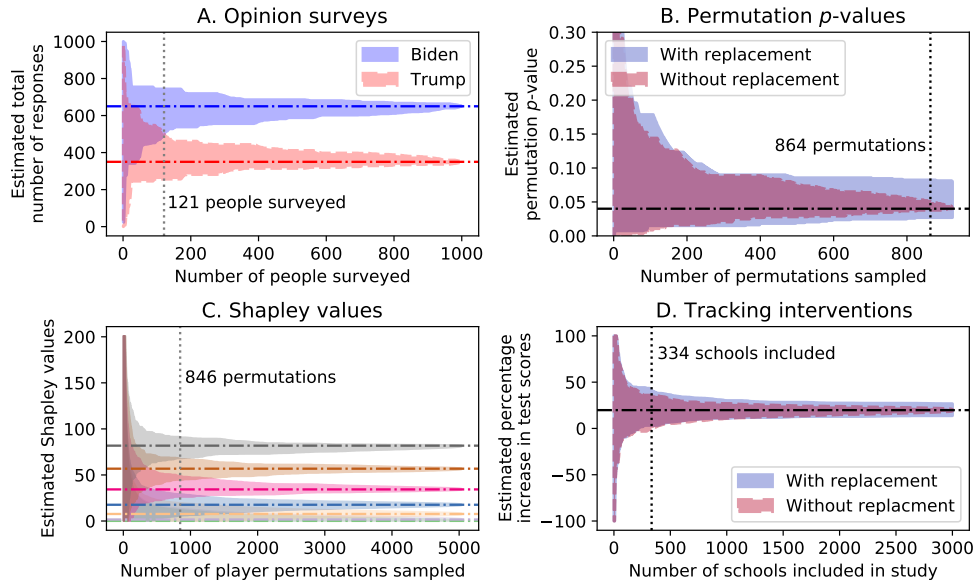


Figure 1: Typical simulation runs for the aforementioned examples, with more details in the Supplement. All experiments can be proactively monitored, optionally continued and adaptively stopped.

1.2 The model for sampling without replacement

Everywhere in this paper, the N objects in the finite population $\{x_1, \dots, x_N\}$ are fixed and nonrandom. In the discrete setting with $K \geq 2$ categories $\{c_k\}_{k=1}^K$, we have $x_i \in \{c_1, c_2, \dots, c_K\}$. Examples A and B used $K = 2$, but the methods introduced work for general K . In the continuous setting (Examples C and D), $x_i \in [\ell, u]$ for some known bounds ℓ, u . What is random is only the order of observation; the model for sampling uniformly at random without replacement posits that

$$X_t \mid \{X_1, \dots, X_{t-1}\} \sim \text{Uniform}(\{x_1, \dots, x_N\} \setminus \{X_1, \dots, X_{t-1}\}). \quad (1.2)$$

All probabilities in this paper are to be understood as solely arising from observing fixed entities in a random order, with no distributional assumptions being made on the finite population. It is worth remarking on the power of this randomization—as demonstrated in Figure 1, one can estimate the average of a deterministic set of numbers to high accuracy without observing a large fraction.

For succinctness, we use the notation $a_1^t := \{a_1, \dots, a_t\}$ and $[a] := \{1, \dots, a\}$. Define the sigma-field $\mathcal{F}_t = \sigma(X_1^t)$, so that the increasing sequence of sigma-fields $\{\mathcal{F}_t\}_{t \in [N]}$ forms a ‘filtration’. Using this terminology, one can rewrite model (1.2) as positing that $X_t \mid \mathcal{F}_{t-1} \sim \text{Uniform}(x_1^N \setminus X_1^{t-1})$.

2 Discrete categorical setting

In Example A from Section 1.1, the person making phone calls without replacement from a finite registry of $N = 1000$ numbers, and each person expresses their preference for one of the candidates. In Example B, each time a permutation is examined, the original test statistic either exceeds the permuted statistic or it does not. When observations are of this discrete form, the variables can be rewritten in such a way that they follow a hypergeometric distribution. In such a setting, the following “prior-posterior-ratio martingale” can be used to obtain CSs for parameters of the hypergeometric distribution which shrink to a single point after all data have been observed.

2.1 The prior-posterior-ratio (PPR) martingale

While the PPR martingale will be particularly useful for obtaining CSs when sampling discrete categorical random variables without replacement from a finite population, it may be employed whenever one is able to compute a posterior distribution, and is certainly *not limited to this paper’s setting*. To avoid confusion, we emphasize that while we make use of terminology from Bayesian inference such as posteriors and conjugate priors, all of the probability statements with regards to CSs should be read in the frequentist sense, and are not interpreted as sequences of credible intervals.

Consider any family of distributions $\{F_\theta\}_{\theta \in \Theta}$ with density f_θ with respect to some underlying common measure (such as Lebesgue for continuous cases, counting measure for discrete cases). Let $\theta^* \in \Theta$ be a fixed parameter and let $\mathcal{T} = [N]$ where $N \in \mathbb{N} \cup \{\infty\}$. Suppose that $X_1 \sim f_{\theta^*}(x)$ and

$$X_{t+1} \sim f_{\theta^*}(x \mid X_1^t) \quad \text{for all } t \in \mathcal{T}.$$

Let $\pi_0(\theta)$ be a prior distribution on Θ , with posterior given by

$$\pi_t(\theta) = \frac{\pi_0(\theta) f_\theta(X_1^t)}{\int_{\eta \in \Theta} \pi_0(\eta) f_\eta(X_1^t) d\eta}.$$

To prepare for the result that follows, define the *prior-posterior ratio (PPR)* evaluated at $\theta \in \Theta$ as

$$R_t(\theta) := \frac{\pi_0(\theta)}{\pi_t(\theta)}.$$

Proposition 2.1 (Prior-posterior-ratio martingale). *For any prior π_0 on Θ that assigns nonzero mass everywhere, the sequence of prior-posterior ratios evaluated at the true θ^* , that is $(R_t(\theta^*))_{t=0}^N$, is a nonnegative martingale with respect to $(\mathcal{F}_t)_{t=0}^N$. Further, the sequence of sets*

$$C_t := \{\theta \in \Theta : R_t(\theta) \leq 1/\alpha\}$$

forms a $(1 - \alpha)$ -CS for θ^ , meaning that $\Pr(\exists t \in \mathcal{T} : \theta^* \notin C_t) \leq \alpha$.*

The proof is given in Appendix A.1. Going forward, we adopt the label *working* before ‘prior’ and ‘posterior’ and encase them in ‘quotes’ to emphasize that they constitute part of a Bayesian ‘working model’, to contrast it against an assumed Bayesian model; the latter would be inappropriate given the discussion in Section 1.2. We now apply this result to the hypergeometric distribution, and thus to Examples A and B. We will later examine the practical role of this working prior.

2.2 CSs for binary settings using the hypergeometric distribution

Recall that a random variable X has a hypergeometric distribution with parameters (N, N^+, n) if it represents the number of “successes” in n random samples without replacement from a population of size N in which there are N^+ such successes, and each observation is either a success or failure (1 or 0). The probability of a particular number of successes $x \in \{0, 1, \dots, \min(N^+, n)\}$ is

$$\Pr(X = x) = \binom{N^+}{x} \binom{N-N^+}{n-x} / \binom{N}{n}.$$

For notational simplicity, we consider the case when $n = 1$, that is we make one observation at a time, but this is not a necessary restriction. In fact, one would obtain the same CS at time ten, if we repeatedly make one observation ten times, or make ten observations in one go. For a moment, let us view this problem from the Bayesian perspective, treating the fixed parameter N^+ as a random parameter, which we call \tilde{N}^+ to avoid confusion. We choose a beta-binomial ‘working prior’ on \tilde{N}^+ as it is conjugate to the hypergeometric distribution up to a shift in \tilde{N}^+ [16]. Concretely, suppose

$$X_t \mid (\tilde{N}^+, X_1, \dots, X_{t-1}) \sim \text{HyperGeo} \left(N - (t-1), \tilde{N}^+ - \sum_{i=1}^{t-1} X_i, 1 \right),$$

$$\tilde{N}^+ \sim \text{BetaBin}(N, a, b),$$

for some $a, b > 0$. Then for any $t \in [N]$, the ‘working posterior’ for \tilde{N}^+ is given by

$$\tilde{N}^+ - \sum_{i=1}^t X_i \mid X_1^t \sim \text{BetaBin} \left(N - t, a + \sum_{i=1}^t X_i, b + t - \sum_{i=1}^t X_i \right).$$

Now that we have ‘prior’ and ‘posterior’ distributions for \tilde{N}^+ , an application of the prior-posterior martingale (Proposition 2.1) yields a CS for the true N^+ , summarized in the following theorem.

Theorem 2.1 (CS for binary observations). *Suppose $x_1^N \in \{0, 1\}^N$ is a nonrandom set with the number of successes $\sum_{i=1}^N x_i \equiv N^+$ fixed and unknown. Under observation model (1.2), we have*

$$X_t \mid X_1^{t-1} \sim \text{HyperGeo} \left(N - (t-1), N^+ - \sum_{i=1}^{t-1} X_i, 1 \right).$$

For any beta-binomial ‘prior’ π_0 for N^+ with parameters $a, b > 0$ and induced ‘posterior’ π_t ,

$$C_t := \left\{ n^+ \in [N] : \frac{\pi_0(n^+)}{\pi_t(n^+)} \leq \frac{1}{\alpha} \right\}$$

is a $(1 - \alpha)$ -CS for N^+ . Further, the running intersection, $\{\bigcap_{s \leq t} C_t\}_{t \in \mathcal{T}}$ is also a valid $(1 - \alpha)$ -CS.

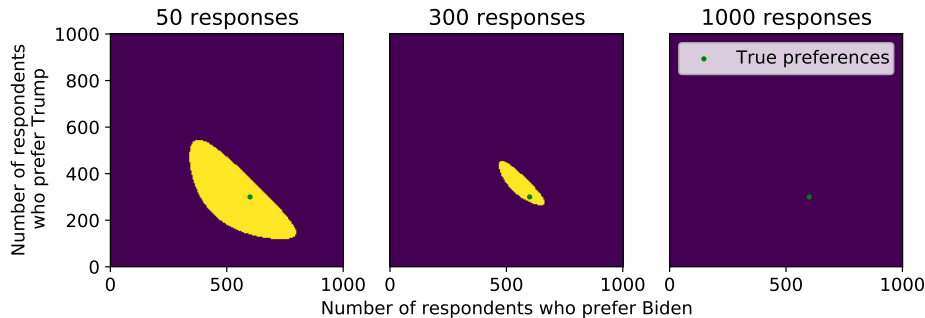


Figure 2: If Example A included a third-party candidate ($K = 3$), we get a 2-D confidence sequence.

The proof of Theorem 2.1 is a direct application of Proposition 2.1. Note that for any ‘prior’, the ‘posterior’ at time $t = N$ is $\pi_N(n^+) = \mathbb{1}(n^+ = N^+)$, so C_t shrinks to a point, containing only N^+ . For $K > 2$ categories, Theorem 2.1 can be extended to use a multivariate hypergeometric with a Dirichlet-multinomial prior to yield higher-dimensional CSs, but we leave the (notationally heavy) derivation to Appendix B. See Figure 2 to get a sense of what these CSs can look like when $K = 3$.

2.3 Role of the ‘prior’ in the prior-posterior CS

The prior-posterior CSs discussed thus far have valid (frequentist) coverage for any ‘prior’ on N^+ , and in particular are valid for a beta-binomial ‘prior’ with any data-independent choices of $a, b > 0$. Importantly, the corresponding CS always shrinks to zero width. How, then, should the user pick (a, b) ? Figure 3 provides some visual intuition using Example A, but the principles apply more broadly. Recall that in the hypothetical Example A, the number of people who preferred Biden over Trump was $N_1^* = 650$ ($N_2^* = 350$). As subjects are randomly selected and queried for their preference, the surveyor can track a CS for N_1^* (and hence N_2^*).

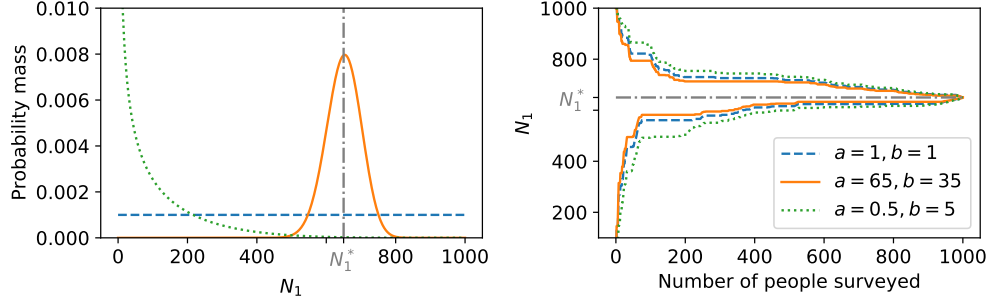


Figure 3: Beta-binomial probability mass function with different choices of (a, b) , and the resulting CS for a two-option opinion poll in which $(N_1^*, N_2^*) = (650, 350)$.

These are our takeaway messages: (a) if the ‘prior’ is very accurate (coincidentally peaked at the truth), the resulting CS is narrowest, (b) even if the ‘prior’ is horribly inaccurate (placing almost no mass at the truth), the resulting CS is well-behaved and robust, albeit wider, (c) if we do not actually have any idea what the underlying truth might be, we suggest using a uniform ‘prior’ to safely balance the two extremes. However, a more risky ‘prior’ pays a relatively low statistical price.

3 Bounded real-valued setting

Examples C and D of Section 1.1 concern observations that are real-valued. Here we develop Hoeffding- and empirical Bernstein-type inequalities for sampling without replacement.

3.1 Hoeffding-type bounds

Recalling Section 1.2, we deal with a fixed batch x_1^N of bounded real numbers $x_i \in [\ell, u]$ with mean $\mu := \frac{1}{N} \sum_{i=1}^N x_i$. Our CS for μ will utilize a novel without-replacement mean estimator:

$$\hat{\mu}_t := \frac{\sum_{i=1}^t X_i + \sum_{i=1}^{t-1} \frac{1}{N-i} \sum_{j=1}^i X_j}{t + \sum_{i=1}^{t-1} \frac{i}{N-i}}. \quad (3.1)$$

Past without-replacement works [13, 14, 15] base their bounds on the sample average $\sum_i X_i/t$. Both estimators are conditionally biased, and both are unconditionally unbiased (see Subsection A.2). As frequently encountered in Hoeffding-style inequalities for bounded random variables [10], define

$$\psi_H(\lambda) := \frac{\lambda^2(u - \ell)^2}{8}. \quad (3.2)$$

Letting $M_0^H = 1$, we introduce a new exponential Hoeffding-type process for any $\lambda \geq 0$:

$$M_t^H := \exp \left\{ \lambda \left(\sum_{i=1}^t (X_i - \mu) + \sum_{i=1}^{t-1} \frac{1}{N-i} \sum_{j=1}^i (X_j - \mu) \right) - t\psi_H(\lambda) \right\}. \quad (3.3)$$

Dropping the term $\sum_{i=1}^{t-1} \frac{\sum_{j=1}^i (X_j - \mu)}{N-i}$ yields the with-replacement Hoeffding supermartingale [12].

Proposition 3.1 (A time-uniform Hoeffding’s inequality for sampling without replacement). *Under the observation model and filtration $(\mathcal{F}_t)_{t=0}^N$ of Section 1.2, the process $(M_t^H)_{t=0}^N$ is a nonnegative supermartingale for any $\lambda \geq 0$. Consequently, for any $\lambda, \epsilon \geq 0$, we have*

$$\Pr \left(\exists t \in [N] : |\mu - \hat{\mu}_t| \geq \frac{t\psi_H(\lambda) + \log(2/\alpha)}{\lambda \left(t + \sum_{i=1}^{t-1} \frac{i}{N-i} \right)} \right) \leq \alpha.$$

The proof in Appendix A.2 combines ideas from the with-replacement, *time-uniform* extension of Hoeffding’s inequality of Howard et al. [1, 12] with the fixed-time, *without-replacement* extension of Hoeffding’s by Bardenet & Maillard [14], to yield a bound that improves on both. The term $A_t := \sum_{i=1}^{t-1} \frac{i}{N-i}$ in the exponent captures the advantage over the classical Hoeffding’s inequality. When $t \ll N$, $A_t \approx t/N$, so the gain is small, but $A_N \approx N \ln N$, leading to gains later on.

Inverting the inequality from Proposition 3.1, we obtain the following CS for μ when $J = 1$ below.

Theorem 3.1 (Hoeffding-type CS). *For any $J \geq 1$, and sequence of constants $\lambda_1, \dots, \lambda_J > 0$,*

$$C_t^H := \hat{\mu}_t \pm \min_{j \in [J]} \left\{ \frac{t\psi_H(\lambda_j) + \log(2J/\alpha)}{\lambda_j(t + \sum_{i=1}^{t-1} \frac{i}{N-i})} \right\} \quad \text{forms a } (1 - \alpha)\text{-CS for } \mu.$$

Even when $J = 1$, in order to use the aforementioned CS, one needs to pick $\lambda_1 > 0$. Each choice of λ_1 corresponds to a time $t_1 \in [N]$ for which the confidence sequence is tightest. If the user wishes to optimize the width of the CS for time t_1 , then the corresponding λ_1 to be used is given by

$$\lambda_1 := \sqrt{\frac{8 \log(2/\alpha)}{t_1(u - \ell)^2}}. \quad (3.4)$$

To optimize the CS at multiple times t_1, \dots, t_J , we set $\lambda_1, \dots, \lambda_J$ using the aforementioned formula, though we must pay a (relatively small) price in the logarithmic term becoming $\log(2J/\alpha)$.

Returning to Example D in which every time a new school is enrolled in the program, a percentage change in test scores is measured. These observations are thus in $[-100, 100]$, and thus Theorem 3.1 directly applies. Consider the CSs in Figure 4 (left panel) that resulted from applying Theorem 3.1 for $J = 1$ with $t_1 = 100$ versus $J = 2$ with times $(t_1, t_2) = (100, 1500)$. Even though both CSs are optimized at time $t_1 = 100$, the second CS must pay a price at that time for additionally optimizing for time 1500. On the other hand, the second CS is tighter at later times, since the first used up all of its optimization “budget” early on.

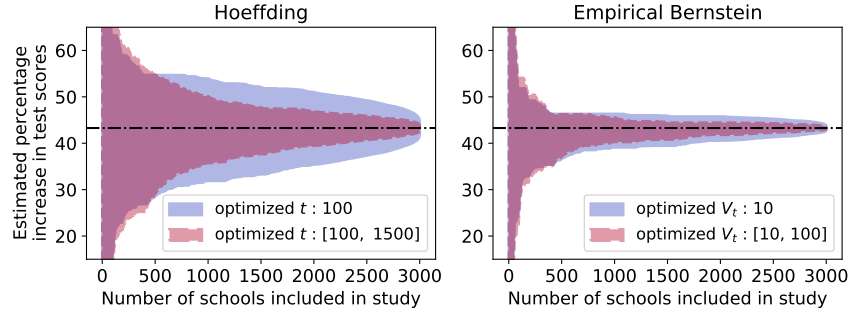


Figure 4: Hoeffding- and empirical Bernstein-type CSs for the mean percentage increase in test scores in example D. The solid blue CSs (optimized for one time) are slightly tighter near the beginning while the dashed red CSs (optimized for two times) are overall a better choice.

3.2 Empirical Bernstein-type bounds

Hoeffding-type bounds like the one in Proposition 3.1 only make use of the fact that observations are bounded, and they can be loose if only some observations are near the boundary of $[\ell, u]$ while the rest are concentrated near the middle of the interval. More formally, the CS of Theorem 3.1 has the same width whether the underlying population x_1^N has large or small variance $\sum_{i=1}^N (x_i - \mu)^2$ —thus, they are tightest when the x_i s equal ℓ or u , and they are loosest when $x_i \approx (\ell + u)/2$ for all i . As an alternative that adaptively takes a variance-like term into account [11, 17], we introduce a sequential, without-replacement, empirical Bernstein CS. Analogous to our new mean estimate (3.1), we introduce a sequential variance estimate:

$$\hat{V}_t := \sum_{i=1}^t \left(X_i - \hat{\mu}_{i-1} \right)^2 \left(\frac{c}{2} \right)^{-2}; \quad c := u - \ell. \quad (3.5)$$

Notice that \hat{V}_t is normalized by $(c/2)^2$ to make it scale-free, but not normalized by t for convenience.

As is typical in empirical Bernstein bounds [1], we use a different ‘subexponential’-type function,

$$\psi_E(\lambda) := (-\log(1 - c\lambda) - c\lambda)/4 \quad \text{for any } \lambda \in [0, 1/c].$$

ψ_E seems quite different from ψ_H , but Taylor expanding \log yields $\psi_E(\lambda) \approx c^2 \lambda^2 / 8$. Indeed,

$$\lim_{\lambda \rightarrow 0} \psi_E(\lambda) / \psi_H(\lambda) \rightarrow 1. \quad (3.6)$$

Note that one often prefers small λ , eg: set $t_1 = N/2, \ell = -1, u = 1$ in (3.4) to get $\lambda_1 \propto 1/\sqrt{N}$.

In what follows, we derive a time-uniform empirical-Bernstein inequality for sampling without replacement. Similar to Proposition 3.1, underlying the bound is an exponential supermartingale. Set $M_0^E = 1$, and recall that $c = u - \ell$ to define a novel exponential process for any $\lambda \in [0, 1/c)$:

$$M_t^E := \exp \left\{ \lambda \left(\sum_{i=1}^t (X_i - \mu) + \sum_{i=1}^{t-1} \frac{1}{N-i} \sum_{j=1}^i (X_j - \mu) \right) - \hat{V}_t \psi_E(\lambda) \right\}. \quad (3.7)$$

Proposition 3.2 (A time-uniform empirical Bernstein inequality for sampling without replacement). *Under the observation model and filtration $(\mathcal{F}_t)_{t=0}^N$ of Section 1.2, the process $(M_t^E)_{t=0}^N$ is a nonnegative supermartingale for any $\lambda \in [0, 1/c)$. Thus, for any $\epsilon \geq 0$ and $\lambda \in [0, 1/c)$, we have*

$$\Pr \left(\exists t \in [N] : |\hat{\mu}_t - \mu| \geq \frac{\hat{V}_t \psi_E(\lambda) + \log(2/\alpha)}{\lambda \left(t + \sum_{i=1}^{t-1} \frac{i}{N-i} \right)} \right) \leq \alpha.$$

The proof in Appendix A.3 involves modifying the proof of Theorem 4 in Howard et al. [1] to use our without-replacement versions of $\hat{\mu}_t$ and \hat{V}_t . Recalling fact (3.6), the main difference of the above from our Hoeffding-type Proposition 3.1 is the appearance of \hat{V}_t instead of t in the exponent; usually $\hat{V}_t \ll t$. As before, we invert the inequality in Proposition 3.2 to obtain the empirical-Bernstein CS.

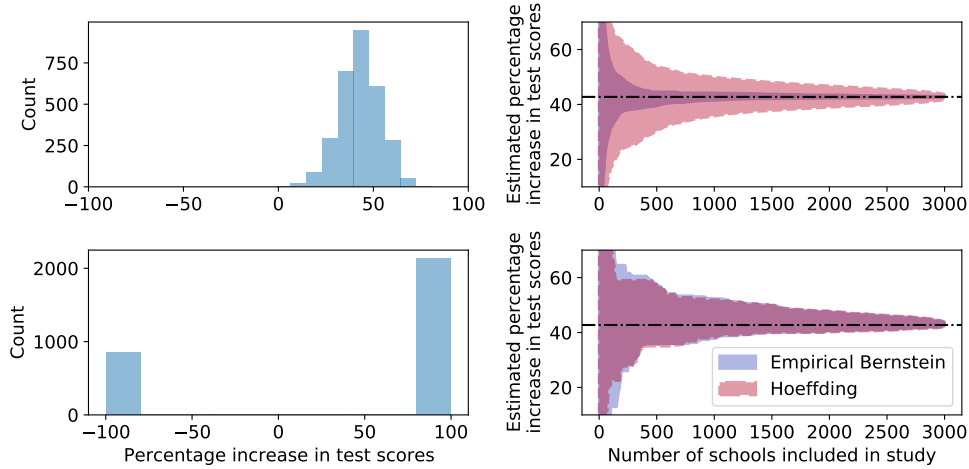


Figure 5: Left plots show the histogram of $x_1^N \in [-100, 100]^N$. As expected, in low-variance settings (top), C_t^E is superior, but in a high-variance setting (bottom), C_t^H has a slight edge.

Theorem 3.2 (Empirical-Bernstein CS for sampling without replacement). *For any $J \geq 1$, and sequence of constants $\lambda_1, \dots, \lambda_J \in (0, 1/c)$,*

$$C_t^E := \hat{\mu}_t \pm \min_{j \in [J]} \left\{ \frac{\hat{V}_t \psi_E(\lambda_j) + \log(2J/\alpha)}{\lambda_j \left(t + \sum_{i=1}^{t-1} \frac{i}{N-i} \right)} \right\} \quad \text{forms a } (1 - \alpha)\text{-CS for } \mu.$$

As before, even for $J = 1$, one must choose $\lambda_1 \in (0, \frac{1}{c})$ to use C_t^E . Unlike earlier, we cannot optimize its width in closed-form since ψ_E is less analytically tractable. Once more, fact (3.6) comes to our rescue: substituting ψ_H for ψ_E and optimizing the width yields an expression like (3.4):

$$\lambda_1 := \sqrt{\frac{8 \log(2/\alpha)}{V_1(u - \ell)^2}} \wedge 1/c, \quad (3.8)$$

where we no longer optimize for a time t_1 , but for a scale-free variance V_1 . In summary, choosing $J = 1$ and λ_1 by (3.8) yields a CS that will be tightest (approximately) when \hat{V}_t equals V_1 . For small V_1 , we use off-the-shelf root-finding algorithms to numerically choose λ_1 (Appendix D).

4 Testing hypotheses about finite sets of nonrandom numbers

In classical hypothesis testing, one has access to i.i.d. data from some underlying distribution(s), and one wishes to test some property about them; this includes sequential tests dating back to Wald [18]. However, it is not often appreciated that it is possible to test hypotheses about a finite list of numbers that do not have any distribution attached to them. Recalling the setup of Section 1.2, this is the nonstandard setting we find ourselves in. For instance, in Example A, we may wish to test:

$$H_0 : N_1^* \leq 550 \quad (\text{At most 550 people in this village support Biden}).$$

If we had access to all opinions in advance (meaning that we have queried every single person), then we could accept or reject the null without any type-I or type-II error, but this is tedious, and so we sequentially make phone-calls in a random order to test this hypothesis. The main question then is: *how do we calculate a p -value P_t that we can track over time, and stop sampling when $P_t \leq 0.05$?*

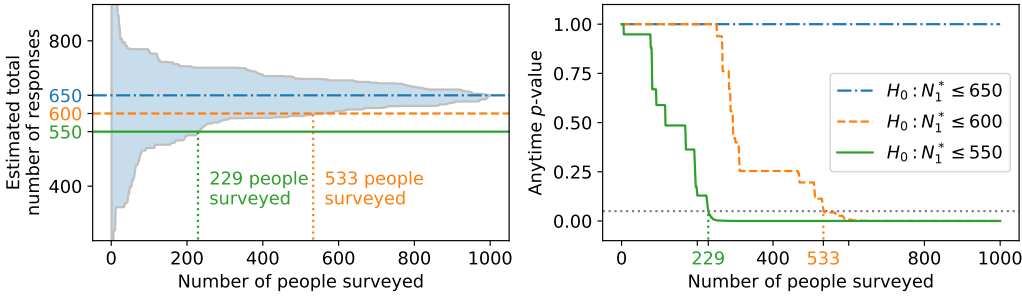


Figure 6: The duality between anytime p -value and CSs for three null hypotheses: $H_0 : N_1^* \leq D$ for $D \in \{550, 600, 650\}$. The null first null is rejected at a 5% significance level after 260 samples, exactly when the 95% CS stops intersecting the null set $[0, 550]$. However, $H_0 : N_1^* \leq 650$ is never rejected since 650, the ground truth, is contained in the CS at all times from 0 to 1000.

Luckily, we do not need any new tools for this, and our CSs provide a straightforward answer. Though we left it implicit, each confidence sequence C_t is really a function of confidence level α . Consider the family $\{C_t(q)\}_{q \in (0,1)}$ indexed by q , which we only instantiated at $q = \alpha$. Now, define

$$P_t := \inf\{q : C_t(q) \cap H_0 = \emptyset\}, \quad (4.1)$$

which is the smallest error level q at which $C_t(q)$ just excludes the null set H_0 . This ‘duality’ is familiar in non-sequential settings, and in our case it yields an anytime-valid p -value [19, 1],

$$\text{Under } H_0, \quad \Pr(\exists t \in [N] : P_t \leq \alpha) \leq \alpha \text{ for any } \alpha \in [0, 1].$$

In words, if the null hypothesis is true, then P_t will remain above α through the whole process, with probability $\geq 1 - \alpha$. To more clearly bring out the duality to CSs, define the stopping time

$$\tau := \inf\{t \in [N] : P_t \leq \alpha\}, \text{ and we set } \tau = N + 1 \text{ if the inf is not achieved.}$$

Then under the null, $\tau = N + 1$ (we never stop) with probability $\geq 1 - \alpha$. If we do stop early, then τ is exactly the time at which $C_t(\alpha)$ excluded the null set H_0 . The manner in which anytime-valid p -values and CSs are connected through stopping times is demonstrated in Figure 6.

In summary, our CSs directly yield p -values (4.1) for composite null hypotheses. These p -values can be tracked, and are valid simultaneously at all times, including at arbitrary stopping times. Aforementioned type-I error probabilities are due to the randomness in the ordering, not in the data.

5 Summary

In order to quantify uncertainty when sequentially sampling without replacement from a fixed set of observations, this paper developed four new confidence sequences: two in the discrete setting ($K = 2, K > 2$ categories) and two in the continuous setting (Hoeffding, empirical-Bernstein). Their construction was enabled by the development of new technical tools, namely prior-posterior-ratio martingale, and two nonnegative

exponential supermartingales, which may be of independent interest. We clarified how these can be tuned (role of ‘prior’, or tuning parameter λ), and demonstrated their advantages over naive sampling with replacement. Our CSs can be inverted to yield anytime-valid p -values to sequentially test arbitrary composite hypotheses. Importantly, these CSs can be efficiently updated, continuously monitored, and adaptively stopped without violating their uniform validity, thus merging theoretical rigor with practical flexibility. The utility of our methods were exemplified with four prototypical examples through the paper.

Acknowledgements

AR thanks Steve Howard for early conversations. AR acknowledges funding from an Adobe Faculty Research Award, and an NSF DMS 1916320 grant.

References

- [1] Steven R Howard, Aaditya Ramdas, Jon McAuliffe, and Jasjeet Sekhon. Time-uniform, nonparametric, nonasymptotic confidence sequences. *arXiv:1810.08240*, 2018.
- [2] DA Darling and Herbert Robbins. Confidence sequences for mean, variance, and median. *Proceedings of the National Academy of Sciences of the United States of America*, 58(1):66, 1967.
- [3] Tze Leung Lai. On confidence sequences. *The Annals of Statistics*, 4(2):265–280, 1976.
- [4] Herbert Robbins and David Siegmund. Boundary crossing probabilities for the Wiener process and sample sums. *The Annals of Mathematical Statistics*, 41(5):1410–1429, 1970.
- [5] Tze Leung Lai. Boundary Crossing Probabilities for Sample Sums and Confidence Sequences. *The Annals of Probability*, 4(2):299–312, 1976.
- [6] Kevin Jamieson, Matthew Malloy, Robert Nowak, and S̃bastien Bubeck. lil’ UCB: An Optimal Exploration Algorithm for Multi-Armed Bandits. In *Proceedings of The 27th Conference on Learning Theory*, volume 35, pages 423–439, 2014.
- [7] Emilie Kaufmann and Wouter Koolen. Mixture martingales revisited with applications to sequential tests and confidence intervals. *arXiv:1811.11419*, 2018.
- [8] Larry Wasserman, Aaditya Ramdas, and Sivaraman Balakrishnan. Universal inference. *Proceedings of the National Academy of Sciences*, 2020.
- [9] Steven R Howard and Aaditya Ramdas. Sequential estimation of quantiles with applications to A/B-testing and best-arm identification. *arXiv preprint arXiv:1906.09712*, 2019.
- [10] Wassily Hoeffding. Probability Inequalities for Sums of Bounded Random Variables. *Journal of the American Statistical Association*, 58(301):13–30, 1963.
- [11] Andreas Maurer and Massimiliano Pontil. Empirical Bernstein bounds and sample variance penalization. In *Proceedings of the Conference on Learning Theory*, 2009.
- [12] Steven R. Howard, Aaditya Ramdas, Jon McAuliffe, and Jasjeet Sekhon. Time-uniform Chernoff bounds via nonnegative supermartingales. *Probability Surveys*, 17:257–317, 2020.
- [13] Robert J Serfling. Probability inequalities for the sum in sampling without replacement. *The Annals of Statistics*, pages 39–48, 1974.
- [14] Rémi Bardenet and Odalric-Ambrym Maillard. Concentration inequalities for sampling without replacement. *Bernoulli*, 21(3):1361–1385, 2015.
- [15] Evan Greene and Jon A Wellner. Exponential bounds for the hypergeometric distribution. *Bernoulli*, 23(3):1911, 2017.
- [16] Daniel Fink. A compendium of conjugate priors, 1997.
- [17] Akshay Balsubramani and Aaditya Ramdas. Sequential Nonparametric Testing with the Law of the Iterated Logarithm. In *Proceedings of the Thirty-Second Conference on Uncertainty in Artificial Intelligence*, 2016.

- [18] Abraham Wald. Sequential tests of statistical hypotheses. *The Annals of mathematical statistics*, 16(2): 117–186, 1945.
- [19] Ramesh Johari, Pete Koomen, Leonid Pekelis, and David Walsh. Peeking at A/B tests: Why it matters, and what to do about it. In *Proceedings of the 23rd ACM SIGKDD International Conference on Knowledge Discovery and Data Mining*, pages 1517–1525, 2017.
- [20] Jean Ville. Etude critique de la notion de collectif. *Bull. Amer. Math. Soc.*, 45(11):824, 1939.
- [21] Xiequan Fan, Ion Grama, and Quansheng Liu. Exponential inequalities for martingales with applications. *Electronic Journal of Probability*, 2015.
- [22] Pauli Virtanen, Ralf Gommers, Travis E Oliphant, Matt Haberland, Tyler Reddy, David Cournapeau, Evgeni Burovski, Pearu Peterson, Warren Weckesser, Jonathan Bright, et al. SciPy 1.0: fundamental algorithms for scientific computing in Python. *Nature methods*, 17(3):261–272, 2020.

A Proofs of the main results

A.1 Proof of Proposition 2.1

The proof is broken into two steps. First, we prove that with respect to the filtration $(\mathcal{F}_t)_{t=0}^N$ outlined in Section 1.2, the prior-posterior ratio (PPR) evaluated at the true $\theta^* \in \Theta$,

$$R_t(\theta^*) := \frac{\pi_0(\theta^*)}{\pi_t(\theta^*)}, \quad (\text{A.1})$$

is a nonnegative martingale with initial value one. Later, we invoke Ville’s inequality [20, 12] for nonnegative supermartingales to construct the CS.

Step 1. Let π_0 be any prior on Θ that assigns nonzero mass everywhere. Define the prior-posterior ratio, $R_t(\theta)$ as in (A.1). Writing the conditional expectation of $R_{t+1}(\theta^*)$ given X_1^t for any $t \in \{1, \dots, N\}$ in its integral form,

$$\begin{aligned} \mathbb{E}(R_{t+1}(\theta^*) \mid X_1^t) &= \int_{\mathcal{X}_{t+1}} \frac{\pi_0(\theta^*)}{\pi_{t+1}(\theta^*)} p_{\theta^*}(x_{t+1} \mid X_1^t) dx_{t+1} \\ &= \int_{\mathcal{X}_{t+1}} \frac{\pi_0(\theta^*) \int_{\Theta} p_{\eta}(X_1^t, x_{t+1}) \pi_0(\eta) d\eta}{p_{\theta^*}(X_1^t, x_{t+1}) \pi_0(\theta^*)} p_{\theta^*}(x_{t+1} \mid X_1^t) dx_{t+1} && (\text{Bayes' rule}) \\ &= \int_{\mathcal{X}_{t+1}} \frac{\pi_0(\theta^*) \int_{\Theta} p_{\eta}(X_1^t, x_{t+1}) \pi_0(\eta) d\eta}{p_{\theta^*}(X_1^t) \pi_0(\theta^*)} dx_{t+1} && (\text{Bayes' rule again}) \\ &= \int_{\mathcal{X}_{t+1}} \frac{\pi_0(\theta^*) \int_{\Theta} p_{\eta}(X_1^t, x_{t+1}) \pi_0(\eta) d\eta}{\pi_t(\theta^*) \int_{\Theta} p_{\lambda}(X_1^t) \pi_0(\lambda) d\lambda} dx_{t+1} && (\text{Bayes' rule again}) \\ &= \frac{\pi_0(\theta^*)}{\pi_t(\theta^*)} \int_{\mathcal{X}_{t+1}} \frac{\int_{\Theta} p_{\eta}(X_1^t, x_{t+1}) \pi_0(\eta) d\eta}{\int_{\Theta} p_{\lambda}(X_1^t) \pi_0(\lambda) d\lambda} dx_{t+1} \\ &= \frac{\pi_0(\theta^*)}{\pi_t(\theta^*)} \frac{\int_{\Theta} \int_{\mathcal{X}_{t+1}} p_{\eta}(X_1^t, x_{t+1}) dx_{t+1} \pi_0(\eta) d\eta}{\int_{\Theta} p_{\lambda}(X_1^t) \pi_0(\lambda) d\lambda} && (\text{Fubini's theorem}) \\ &= \frac{\pi_0(\theta^*)}{\pi_t(\theta^*)} \frac{\int_{\Theta} p_{\eta}(X_1^t) \pi_0(\eta) d\eta}{\int_{\Theta} p_{\lambda}(X_1^t) \pi_0(\lambda) d\lambda} = R_t(\theta^*). \end{aligned}$$

Furthermore, for the case when $t = 0$,

$$\begin{aligned} \mathbb{E}(R_1(\theta^*)) &= \int_{\mathcal{X}_1} \frac{\pi_0(\theta^*) \int_{\Theta} p_{\eta}(X_1) \pi_0(\eta) d\eta}{p_{\theta^*}(X_1) \pi_0(\theta^*)} p_{\theta^*}(X_1) dx_1 \\ &= \frac{\pi_0(\theta^*)}{\pi_0(\theta^*)} \int_{\mathcal{X}_1} \int_{\Theta} p_{\eta}(X_1) \pi_0(\eta) d\eta dx_1 && (\text{Bayes' rule}) \\ &= \frac{\pi_0(\theta^*)}{\pi_0(\theta^*)} \int_{\Theta} \int_{\mathcal{X}_1} p_{\eta}(X_1) dx_1 \pi_0(\eta) d\eta && (\text{Fubini's theorem}) \\ &= \frac{\pi_0(\theta^*)}{\pi_0(\theta^*)} \int_{\Theta} \pi_0(\eta) d\eta = \frac{\pi_0(\theta^*)}{\pi_0(\theta^*)} = R_0 = 1. \end{aligned}$$

Establishing that $R_t(\theta^*)$ is a nonnegative martingale with initial value one completes the first step.

Step 2. Ville's inequality for nonnegative supermartingales [20, 12] implies that for any $\beta > 0$,

$$\Pr(\exists t \in [N] : R_t(\theta^*) \geq \beta) \leq \frac{\mathbb{E}(R_0(\theta^*))}{\beta}.$$

In particular, for a threshold $\alpha \in (0, 1)$,

$$\Pr(\exists t \in [N] : R_t(\theta^*) \geq 1/\alpha) \leq \alpha. \quad (\text{A.2})$$

Define the sequence of sets for $t \in [N]$,

$$C_t := \{\theta : R_t(\theta) \leq 1/\alpha\}.$$

As a consequence of (A.2), we have that

$$\Pr(\forall t \in [N], \theta^* \in C_t) \geq 1 - \alpha,$$

as desired, which completes the proof.

A.2 Proof of Proposition 3.1

Similar to the proof of Proposition 2.1, we proceed in two steps. First, we show that the exponential Hoeffding-type process (3.3) is a nonnegative supermartingale with respect to the filtration outlined in Section 1.2. We then apply Ville's inequality to this supermartingale and ultimately obtain the bound stated in the proposition.

Step 1. Recall the exponential Hoeffding-type process,

$$M_t^H := \exp \left\{ \lambda \left(\sum_{i=1}^t (X_i - \mu) + \sum_{i=1}^{t-1} Z_i^* \right) - t\psi_H(\lambda) \right\}$$

where $Z_i^* := \frac{1}{N-i} \sum_{j=1}^i (X_j - \mu)$ and the convention that $M_0^H \equiv 1$. Recall the standard sigma-field from Section 1.2, $\mathcal{F}_t := \sigma(X_1, \dots, X_t)$.

Expanding the definition of M_{t+1}^H for $t \in \{1, \dots, N\}$,

$$\mathbb{E}(M_{t+1}^H \mid X_1^t) = \mathbb{E}[\exp\{\lambda(X_{t+1} - \mu + Z_t^*)\} \mid X_1^t] \exp\{-\psi_H(\lambda)\} \cdot M_t^H.$$

Now, the conditional mean of X_{t+1} given X_1^t is $\mu - Z_t^*$, and thus $X_{t+1} - \mu + Z_t^*$ is a mean-0 random variable bounded between $(\ell - \mu + Z_t^*)$ and $(u - \mu + Z_t^*)$. Using the fact that bounded random variables are sub-Gaussian, we have,

$$\mathbb{E}[\exp\{\lambda(X_{t+1} - \mu + Z_t^*)\} \mid X_1^t] \leq \exp\{\psi_H(\lambda)\}.$$

Furthermore,

$$\mathbb{E}(M_1^H) = \mathbb{E}[\exp\{\lambda(X_1 - \mu) - \psi_H(\lambda)\}] \leq 1 \equiv M_0^H.$$

Now that we have established that $(M_t^H)_{t=0}^N$ is a nonnegative supermartingale with initial value one, we apply Ville's inequality to obtain the desired bound as follows.

Step 2. By Ville's inequality [20, 12], for any $\alpha \in (0, 1)$,

$$\Pr(\exists t \in [N] : M_t^H \geq 1/\alpha) \leq \alpha$$

Rearranging to isolate $\mu - \hat{\mu}_t$, we get

$$\Pr \left(\exists t \in [N] : \mu - \hat{\mu}_t \leq -\frac{t\psi_H(\lambda) + \log(1/\alpha)}{\lambda \left(t + \sum_{i=1}^{t-1} \frac{i}{N-i} \right)} \right) \leq \alpha. \quad (\text{A.3})$$

Applying all of the previous reasoning to $-X_1, \dots, -X_N$ and $-\mu$, we obtain the analogous bound,

$$\Pr \left(\exists t \in [N] : -\mu + \hat{\mu}_t \geq \frac{t\psi_H(\lambda) + \log(1/\alpha)}{\lambda \left(t + \sum_{i=1}^{t-1} \frac{i}{N-i} \right)} \right) \leq \alpha. \quad (\text{A.4})$$

Combining (A.3) and (A.4) with a union bound completes the proof, yielding

$$\Pr \left(\exists t \in [N] : |\hat{\mu}_t - \mu| \geq \frac{t\psi_H(\lambda) + \log(2/\alpha)}{\lambda \left(t + \sum_{i=1}^{t-1} \frac{i}{N-i} \right)} \right) \leq \alpha.$$

Remark: $\hat{\mu}_t$ is **unconditionally unbiased**. Recalling the advantage term $A_t := \sum_{i=1}^{t-1} \frac{i}{N-i}$, a short calculation shows that $\hat{\mu}_t$ (3.1) has conditional expectation equaling a convex combination of $\hat{\mu}_t, \mu$:

$$\mathbb{E}[\hat{\mu}_{t+1} | X_1^t] = \frac{1 + A_{t+1} - A_t}{t + 1 + A_{t+1}} \mu + \frac{t + A_t}{t + 1 + A_{t+1}} \hat{\mu}_t.$$

Multiplying both sides by $t + 1 + A_{t+1}$, we can write it in a recursive, telescoping form:

$$\mathbb{E}[(t + 1 + A_{t+1})\hat{\mu}_{t+1} | X_1^t] = \mu + (A_{t+1} - A_t)\mu + (t + A_t)\hat{\mu}_t.$$

Taking expectation with respect to $X_t | X_1^{t-1}$, and using the above equation to evaluate the last term,

$$\mathbb{E}[(t + 1 + A_{t+1})\hat{\mu}_{t+1} | X_1^{t-1}] = 2\mu + (A_{t+1} - A_{t-1})\mu + (t - 1 + A_{t-1})\hat{\mu}_{t-1}.$$

Unrolling this process out, we see that $\mathbb{E}[(t + 1 + A_{t+1})\hat{\mu}_{t+1}] = (t + 1)\mu + (A_{t+1} - A_0)\mu$. Since $A_0 \equiv 0$, we conclude that $\hat{\mu}_{t+1}$ is an unconditionally unbiased estimator of μ .

A.3 Proof of Proposition 3.2

While the variance term \hat{V}_t defined in Section 3.2 is written using our without-replacement mean estimator $\hat{\mu}_{i-1}$, this term can be replaced by *any* estimator of the mean based on the first $i - 1$ samples. In other words, we can choose it to equal $\frac{1}{i-1} \sum_{j=1}^{i-1} X_j$, our more sophisticated $\hat{\mu}_{i-1}$ used everywhere in the paper, or a convex combination of those or anything else. In the proof that follows, we will prove correctness of our supermartingale construction for any predictable $\tilde{\mu}_{i-1}$ and not for any specific choice, because it may inform future researchers to make smarter choices if prior information is available (for example shrinking the sample mean towards an apriori more likely quantity).

Similar to the proof in Section A.2, we proceed in two steps: first, we prove that a particular process is a nonnegative supermartingale, and then apply Ville's inequality to obtain the desired bound.

Step 1. Consider the standard filtration $(\mathcal{F}_t)_{t=0}^N$ as described in Section 1.2. Define $c := u - \ell$ and recall the exponential empirical Bernstein-type process (3.7) for any $\lambda \in (0, \frac{1}{c})$,

$$M_t^E := \exp \left\{ \lambda \left(\sum_{i=1}^t (X_i - \mu) + \sum_{i=1}^{t-1} Z_i^* \right) - \hat{V}_t \psi_{E,c}(\lambda) \right\} \quad (\text{A.5})$$

where $Z_i^* := \frac{1}{N-i} \sum_{j=1}^i (X_j - \mu)$ and

$$\hat{V}_t := \sum_{i=1}^t (X_i - \tilde{\mu}_{i-1})^2 \left(\frac{c}{2} \right)^{-2}. \quad (\text{A.6})$$

Define $M_0^E \equiv 1$. We show that $(M_t^E)_{t=0}^N$ is a supermartingale with respect to $(\mathcal{F}_t)_{t=0}^N$.

Expanding the definition of M_{t+1}^E from (A.5) for $t \in [N]$,

$$\begin{aligned} & \mathbb{E}(M_{t+1}^E | X_1^t) \\ &= \mathbb{E} \left[\exp \left\{ \lambda (X_{t+1} - \mu + Z_t^*) - \frac{\psi_{E,c}(\lambda)}{(c/2)^2} (X_{t+1} - \tilde{\mu}_t)^2 \right\} \middle| X_1^t \right] \cdot M_t^E. \end{aligned}$$

Since λ had the range $(0, 1/c)$, we rescale to define $\lambda' := c\lambda \in (0, 1)$,

$$\begin{aligned} \mathbb{E}(M_{t+1}^E | X_1^t) &= \mathbb{E} \left[\exp \left\{ \lambda' \left(\frac{X_{t+1} + \frac{1}{N-t} \sum_{j=1}^t X_j - \frac{N}{N-t} \mu}{c} \right) - \right. \right. \\ & \quad \left. \left. 4\psi_{E,1}(\lambda') \left(\frac{X_{t+1} - \tilde{\mu}_t}{c} \right)^2 \right\} \middle| X_1^t \right] \cdot M_t^E. \end{aligned}$$

For succinctness, denote

$$Y_{t+1} := \frac{X_{t+1} + \frac{1}{N-t} \sum_{j=1}^t X_j - \frac{N}{N-t} \mu}{c} \quad \text{and} \quad \delta_t := \frac{\tilde{\mu}_t + \frac{1}{N-t} \sum_{j=1}^t X_j - \frac{N}{N-t} \mu}{c}.$$

Note that Y_{t+1} is conditionally mean zero. It then suffices to prove that for every $\lambda' \in (0, 1)$,

$$\mathbb{E} \left[\exp \left\{ \lambda' Y_{t+1} - (Y_{t+1} - \delta_t)^2 4\psi_{E,1}(\lambda') \right\} \mid X_1^t \right] \leq 1.$$

Indeed, in the proof of Proposition 4.1 in Fan et al. [21], $\exp\{\xi\lambda - \xi^2 4\psi_{E,1}(\lambda')\} \leq 1 + \xi\lambda$ for any $\lambda \in [0, 1]$ and $\xi \geq -1$. Setting $\xi := Y_{t+1} - \delta_t = (X_{t+1} - \tilde{\mu}_{t+1})/c$,

$$\begin{aligned} & \mathbb{E} \left[\exp \left\{ \lambda' Y_{t+1} - (Y_{t+1} - \delta_t)^2 4\psi_{E,1}(\lambda') \right\} \mid X_1^t \right] \\ &= \mathbb{E} \left[\exp \left\{ \lambda' (Y_{t+1} - \delta_t) - (Y_{t+1} - \delta_t)^2 4\psi_{E,1}(\lambda') \right\} \mid X_1^t \right] \exp(\lambda' \delta_t) \\ &\leq \mathbb{E} [1 + (Y_{t+1} - \delta_t) \lambda' \mid X_1^t] \exp(\lambda' \delta_t) \stackrel{(i)}{=} \mathbb{E} [1 - \delta_t \lambda' \mid X_1^t] \exp(\lambda' \delta_t) \stackrel{(ii)}{\leq} 1, \end{aligned}$$

where equality (i) follows from the fact that Y_{t+1} is conditionally mean zero as mentioned earlier, and inequality (ii) follows from the inequality $1 - x \leq \exp(-x)$ for all $x \in \mathbb{R}$. Moreover,

$$\begin{aligned} \mathbb{E}(M_1^E) &= \mathbb{E} [\exp \{ \lambda(X_1 - \mu) - X_1^2 \psi_{E,c}(\lambda) \}] \\ &= \mathbb{E} [\exp \{ \lambda' Y_1 - (Y_1 - \delta_0)^2 4\psi_{E,1}(\lambda') \}] \\ &\leq \mathbb{E} [1 + (Y_1 - \delta_0) \lambda'] \exp(\lambda' \delta_0) = \mathbb{E} [1 - \delta_0 \lambda'] \exp(\lambda' \delta_0) \leq 1. \end{aligned}$$

Therefore, $(M_t^E)_{t=0}^N$ is a nonnegative supermartingale with initial value one with respect to $(\mathcal{F}_t)_{t=0}^N$.

Step 2. Applying Ville's inequality to obtain the desired bounds proceeds in the same way as Step 2 of the proof of Proposition 3.1 in Section A.2. This completes the proof of the proposition.

B Sampling multivariate binary variables without replacement

The prior-posterior martingale from Section 2.2 extends naturally to the multivariate case as follows. Suppose we have N objects, each belonging to one of $K \geq 2$ categories, and there are N_1^*, \dots, N_K^* objects from each category, respectively. Let c denote the category of a randomly sampled object, and let

$$\mathbf{X} := (\mathbf{1}(c=1) \quad \mathbf{1}(c=2) \quad \dots \quad \mathbf{1}(c=K)).$$

Then \mathbf{X} is said to follow a multivariate hypergeometric distribution with parameters $N, (N_1^*, \dots, N_K^*)$, and $n=1$ and has probability mass function,

$$\Pr(\mathbf{X} = x) = \frac{\prod_{k=1}^K \binom{N_k^*}{x_k}}{\binom{N}{n}}.$$

Note that $\sum_{k=1}^K x_k = 1$ and $x_k \in \{0, 1\}$ for each $k \in \{1, \dots, K\}$. More generally, if $n \geq 2$ objects are sampled without replacement, then \mathbf{X} would have the same probability mass function with $x_1, \dots, x_K \in \{1, \dots, n\}$ such that $\sum_{k=1}^K x_k = n$. As in Section 2.2, we will consider the case where $n=1$ for notational simplicity.

Let us now view this random variable and the fixed multivariate parameter $\mathbf{N}^* := (N_1^*, \dots, N_K^*)$ from the Bayesian perspective as in Section 2.2 by treating \mathbf{N}^* as a random variable which we denote by $\tilde{\mathbf{N}}^*$ to avoid confusion. Suppose that

$$\begin{aligned} \mathbf{X}_t \mid (\tilde{\mathbf{N}}^*, \mathbf{X}_1, \dots, \mathbf{X}_{t-1}) &\sim \text{MultHyperGeo} \left(N - (t-1), \tilde{\mathbf{N}}^* - \sum_{i=1}^{t-1} \mathbf{X}_i, 1 \right), \quad \text{and} \\ \tilde{\mathbf{N}}^* &\sim \text{DirMult}(N, \mathbf{a}) \end{aligned}$$

for some $\mathbf{a} := (a_1, \dots, a_K)$ with $a_k > 0$ for each $k \in \{1, \dots, K\}$. Then for any $t \in \{1, 2, \dots, N\}$,

$$\tilde{\mathbf{N}}^* - \sum_{i=1}^t \mathbf{X}_i \mid (\mathbf{X}_1, \dots, \mathbf{X}_t) \sim \text{DirMult}\left(N - t, \mathbf{a} + \sum_{i=1}^t \mathbf{X}_i\right).$$

With these prior and posterior distributions, we're ready to invoke Proposition 2.1 to obtain a sequence of confidence sets for \mathbf{N}^* .

Theorem B.1 (Confidence sequences for multivariate hypergeometric parameters). *Suppose that*

$$\mathbf{X}_t \mid (\mathbf{X}_1, \dots, \mathbf{X}_{t-1}) \sim \text{MultHyperGeo}\left(N - (t - 1), \mathbf{N}^* - \sum_{i=1}^{t-1} \mathbf{X}_i, 1\right).$$

Let π_0 and π_t be the Dirichlet-multinomial prior with positive parameters $\mathbf{a} = (a_1, \dots, a_K)$ and corresponding posterior, π_t , respectively. Then the sequence of sets $(C_t)_{t=0}^N$ defined by

$$C_t := \left\{ \mathbf{n} \in \{0, \dots, N\}^K : \sum_{k=1}^K \mathbf{n}_k = N \text{ and } \frac{\pi_0(\mathbf{n})}{\pi_t(\mathbf{n})} \leq \frac{1}{\alpha} \right\}$$

is a $(1 - \alpha)$ -CS for \mathbf{N}^* . Furthermore, the running intersection, $\bigcap_{s \leq t} C_s$ is a $(1 - \alpha)$ -CS for \mathbf{N}^* .

Proof. This is a direct consequence of Theorem 2.1 applied to the multivariate hypergeometric distribution with a Dirichlet-multinomial prior. \square

C Coupling the ‘prior’ with the stopping rule to improve power

Somewhat at odds with their intended use-case, working ‘priors’ need not always be chosen to reflect the user’s prior information. When approximating p -values for permutation tests, for example, it is of primary interest to conclude whether P_{perm} is above or below some prespecified $\alpha_{\text{perm}} \in (0, 1)$ with high confidence as quickly as possible. As discussed in Theorem 2.1, the CS for P_{perm} will shrink to a single point regardless of the prior, so if P_{perm} is much larger or much smaller than α_{perm} , we expect to discover the decision rule, “reject” versus “do not reject” rather quickly. It is when P_{perm} is very close to α_{perm} that the user desires sharper confidence intervals, so that they can make decisions sooner (see Figure 7). In this case, they simply need to place more mass near the decision boundary, with a necessary tradeoff between the sharpness of confidence sets near α_{perm} and the size of the neighborhood around α_{perm} for which this sharpness is realized.

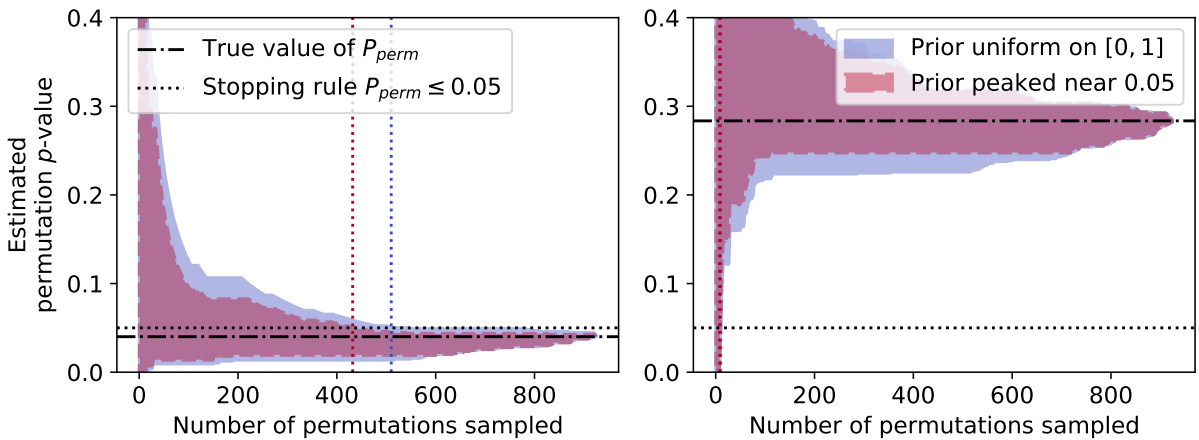


Figure 7: Comparing priors for Example B: using a uniform prior versus a prior peaked near 0.05. When the decision rule is to stop whenever the CS is entirely on one side of 0.05, coupling the prior to the decision rule leads to earlier stopping.

D Optimizing empirical Bernstein CS in terms of V_t

Consider the setup of Theorem 3.2 and the resulting CS. We have that for any $\lambda \in (0, 1/c)$,

$$\hat{\mu}_t \pm \frac{\hat{V}_t \psi_{E,c}(\lambda) + \log(2/\alpha)}{\lambda(t + \sum_{i=1}^{t-1} \frac{i}{N-i})}$$

is a $(1 - \alpha)$ CS for μ . Since the user must choose λ (or a set of λ values for a mixture bound), it is natural to pick the one that makes the above confidence sequence as tight as possible. We do not know of a closed-form solution for λ but it can be computed efficiently using root-finding algorithms.

For brevity, denote the margin by

$$m(\lambda) := \frac{\hat{V}_t \psi_{E,c}(\lambda) + \log(2/\alpha)}{\lambda(t + \sum_{i=1}^{t-1} \frac{i}{N-i})}.$$

It can be shown that for all $\lambda \in (0, 1/c)$, the first and second derivatives of $m(\lambda)$ are given by

$$\frac{dm(\lambda)}{d\lambda} = \frac{c\hat{V}_t}{4\lambda(1-c\lambda)} + \frac{\hat{V}_t \log(1-c\lambda)}{4\lambda^2} - \frac{\log(2/\alpha)}{\lambda^2}, \quad (\text{D.1})$$

$$\frac{d^2m(\lambda)}{d\lambda^2} = \frac{-c\hat{V}_t \log(1-c\lambda)}{4} + c \log(2/\alpha) > 0. \quad (\text{D.2})$$

Minimizing the margin is thus equivalent to finding the roots of (D.1), which can be performed quickly using popular off-the-shelf root-finding algorithms such as the one implemented in Python's `scipy.optimize.ridder` function [22].

E Fixed-time instantiation of our CS vs. classical Hoeffding

Even though CSs are valid for all times simultaneously, it can be instructive to examine their expressions when optimized for a fixed time, to facilitate easier comparison with classical with-replacement bounds such as the Hoeffding bound [10] for random variables bounded in $[\ell, u]$.

When instantiated at a single fixed time $n \in [N]$, Theorem 3.1 implies that for any $\lambda > 0$,

$$\hat{\mu}_n \pm \frac{n\psi_H(\lambda) + \log(2/\alpha)}{\lambda(n + \sum_{i=1}^{n-1} \frac{i}{N-i})}$$

is a $(1 - \alpha)$ confidence interval for $\mu = \frac{1}{N} \sum_{i=1}^N x_i$. Plugging in λ optimized for time n as in (3.4), we obtain the fixed-time Hoeffding-type confidence interval for sampling without replacement:

$$\Pr \left(\mu \notin \hat{\mu}_n \pm \frac{(u - \ell) \sqrt{n \log(2/\alpha)}}{\sqrt{2} \left(n + \sum_{i=1}^{n-1} \frac{i}{N-i} \right)} \right) \leq \alpha. \quad (\text{E.1})$$

To permit easier comparison the classical Hoeffding bound, set $u = 1, \ell = -1$. Further, recall our definition of ‘advantage’ $A_n := \sum_{i=1}^{n-1} \frac{i}{N-i}$, and divide numerator and denominator by \sqrt{n} . Then, the width of our two-sided confidence interval reduces to

$$\frac{\sqrt{2 \log(2/\alpha)}}{\sqrt{n} + A_n/\sqrt{n}},$$

while the Hoeffding confidence interval is recovered exactly, including constants, by dropping the A_n term. To get a hint of how large the advantage is, note that

$$\text{for small } n \ll N, \quad A_n \asymp \sum_{i=1}^{n-1} i/N \asymp n^2/N,$$

$$\text{for large } n \approx N, \quad A_n \asymp A_N = \sum_{i=1}^{N-1} \frac{i}{N-i} = \sum_{j=1}^{N-1} \frac{N-j}{j} \asymp N \log N - (N-1).$$

Thus, the advantage is negligible for $n = O(\sqrt{N})$, while it is substantial for $n = O(N)$, but it is clear that (E.1) is strictly tighter than Hoeffding’s inequality for any n .

F Comparing our CSs to those implied by Bardenet & Maillard

Bardenet & Maillard [14, Theorem 2.4] provide the following two time-uniform Hoeffding-Serfling inequalities when sampling bounded real numbers without replacement from a finite population. For any $n \in [N]$,

$$\Pr \left(\exists t \in \{1, \dots, n\} : \frac{1}{N-t} \sum_{i=1}^t (X_i - \mu) \geq \frac{n\epsilon}{N-n} \right) \leq \exp \left\{ -\frac{2n\epsilon^2}{(1 - (n-1)/N)(u-\ell)^2} \right\} \quad \text{and}$$

$$\Pr \left(\exists t \in \{n, \dots, N-1\} : \frac{1}{t} \sum_{i=1}^t (X_i - \mu) \geq \epsilon \right) \leq \exp \left\{ -\frac{2n\epsilon^2}{(1 - n/N)(1 + 1/n)(u-\ell)^2} \right\}.$$

Inverting these inequalities and taking a union bound to get two-sided inequalities, we have

$$\frac{1}{t} \sum_{i=1}^t X_i \pm \frac{n(N-t)}{t(N-n)} \sqrt{\frac{\log(4/\alpha)(1 - (n-1)/N)(u-\ell)^2}{2n}} \quad \text{when } t \leq n \quad (\text{F.1})$$

$$\frac{1}{t} \sum_{i=1}^t X_i \pm \sqrt{\frac{\log(4/\alpha)(1 - n/N)(1 + 1/n)(u-\ell)^2}{2n}} \quad \text{when } t \geq n \quad (\text{F.2})$$

is a $(1 - \alpha)$ CS for μ . We term the CS defined by (F.1) and (F.2) as the Bardenet-Maillard CS for simplicity.

A comparison of the aforementioned CS to our Hoeffding-type CS is displayed in Figure 8, where we see that our bound is roughly as tight as the Bardenet-Maillard CS at the time of optimization, while our bounds are (much) tighter everywhere else. This phenomenon was observed and studied in the with-replacement setting, attributing the benefits of confidence bounds like our Hoeffding CS to an underlying ‘line-crossing’ inequality being uniformly tighter than an underlying Freedman-type inequality. For more information on the with-replacement analogy, we direct the reader to the pair of papers by Howard et al. [1, 12]. Returning back to the without-replacement setting, we remark that (F.1) uses the standard sample mean, but we use a more sophisticated sample mean (3.1).

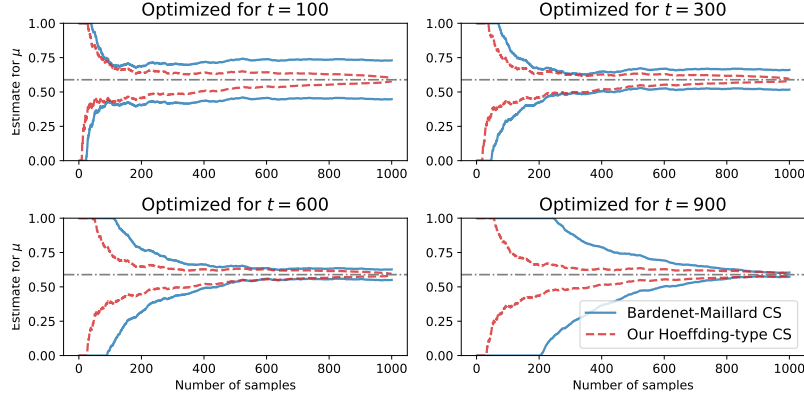


Figure 8: A comparison of our Hoeffding-type CS against the Hoeffding-Serfling CS of Bardenet & Maillard [14]. Our Hoeffding CS appears to be as tight as the Hoeffding-Serfling bound at the time of optimization, but tighter at all other times.

G Time-uniform versus fixed-time bounds

A natural question to ask is, ‘how much does one sacrifice by using a time-uniform CS instead of a fixed-time confidence interval’? The answer to this question will depend largely on the type of bound used, the underlying finite population, and other factors. However, in the case of sampling binary numbers from a finite population, it seems that the answer is ‘not much’. In Figure 9, we display the fixed-time Hoeffding confidence interval of Appendix E alongside its time-uniform counterpart from Theorem 3.1 and the prior-posterior ratio CS from Theorem 2.1. In terms of the width of confidence bounds, we find that not much is lost by using the two aforementioned CSs over the fixed-time Hoeffding confidence interval. For this small price, the user is awarded the flexibility that comes with using CSs such as properties (a), (b), and (c) described in the Introduction.

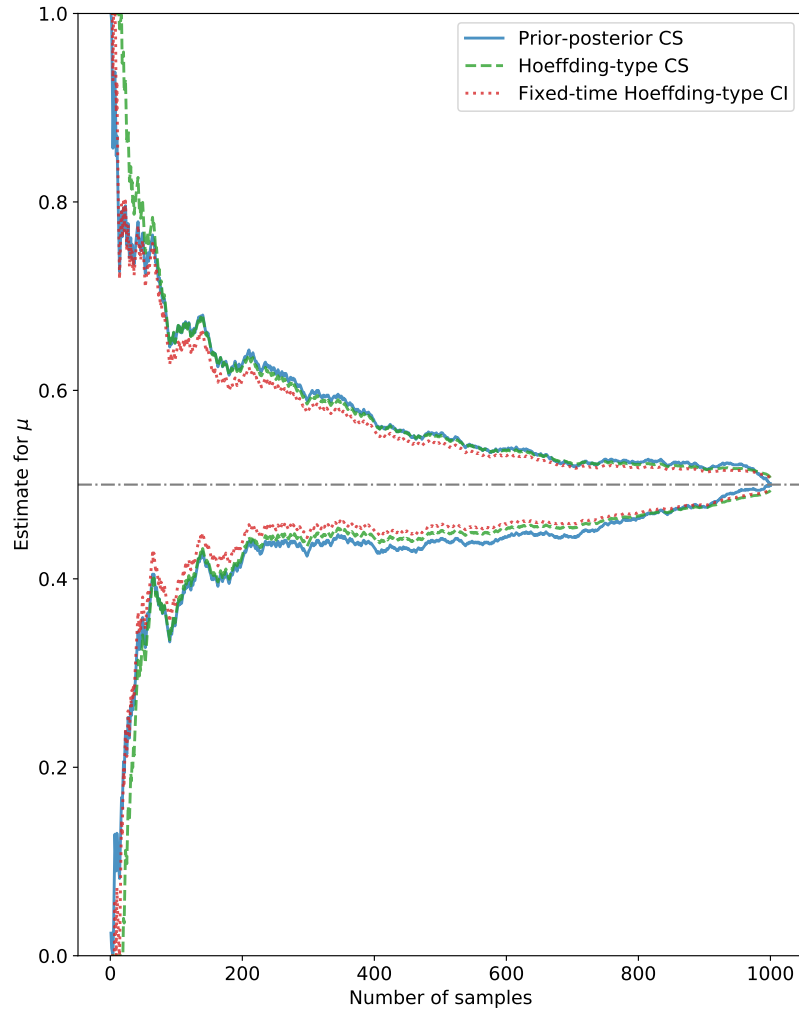


Figure 9: Comparing fixed-time and time-uniform confidence bounds for sampling binary numbers from a population of size 1000, consisting of 500 ones and 500 zeros. The dotted red line shows the fixed-time Hoeffding bound described in Appendix E, while the dashed green and solid blue lines refer to the time-uniform Hoeffding-type CS and the prior-posterior ratio CS, respectively. In particular, notice that the increase in confidence bound width that results from using a time-uniform bound is relatively minor.

H Computational considerations

When using the CSs of Theorems 2.1, 3.1, and 3.2 in practice, it is important to keep in mind the computational costs associated with each method. For fixed values of λ , updating the Hoeffding and empirical Bernstein CSs at a each time t takes constant time and constant memory, since all calculations involve cumulative sums (or averages). Furthermore, optimal values of λ can be computed as in (3.4) for Hoeffding-type bounds and approximated as in (3.8) for empirical Bernstein-type bounds, all in constant time. If the user prefers to optimize λ exactly for a particular value of \hat{V}_t in an empirical Bernstein CS, the computational costs are only as expensive as the algorithm employed to find the roots of (D.1). In practice, we have found these costs to be negligible. For reference, it took roughly 472 microseconds to compute the discrete mixture Hoeffding CS at all times $t \in [3000]$ in Figure 4. Similarly, it took 843 microseconds to compute the discrete mixture empirical Bernstein CS of the same figure at all times. In the latter case, optimal values of λ were numerically solved for exactly using the techniques outlined in Appendix D.

On the other hand, the prior-posterior ratio (PPR) CS of Theorem 2.1 is the more computationally expensive method among those presented, but can still be computed quickly for many problems. In order to find the CS,

$$C_t := \left\{ n^+ \in [N] : \frac{\pi_0(n^+)}{\pi_t(n^+)} \leq \frac{1}{\alpha} \right\}$$

one must find all values in $\{0, \dots, N\}$ which, when provided as an input to $\frac{\pi_0(\cdot)}{\pi_t(\cdot)}$ do not exceed $1/\alpha$.

Since π_t evaluated at a reasonable estimator \hat{N}_t^+ of N (e.g. maximum likelihood) will typically exceed $\pi_0(\hat{N}_t^+)$, we have that \hat{N}_t^+ will be included in C_t . In such a case, if $\frac{\pi_0(0)}{\pi_t(0)}$ and $\frac{\pi_0(N)}{\pi_t(N)}$ both exceed $1/\alpha$, a binary search can be performed to find lower- and upper-bounds for C_t in $O(\log(PN))$ time where P is the time required to evaluate $\frac{\pi_0(n)}{\pi_t(n)}$ for each n . In all of the PPR CSs presented in this paper, we used computationally tractable conjugate priors, so $P = 1$. In the event that \hat{N}_t^+ is not included in C_t , the user can default to a linear search of $[N]$ in $O(NP)$ time, but we did not encounter this scenario in any of our simulations. For reference, evaluating the PPR CS of Figure 3 for all times $t \in [1000]$ took 4 seconds.

All calculations referenced in this section and throughout the paper were measured using Python’s default `time` package and were performed in Python 3.8.3 using the `numpy` and `scipy` packages on a quad-core CPU with 8 threads at 1.8GHz each. However, no parallel processing was performed aside from the default multithreading provided by Python.

I Simple experiments for computing miscoverage rates

It is well known that in nonparametric testing, there is no ‘uniformly most powerful’ test: any test achieving high power against some class of alternatives must necessarily be less powerful against some other class of alternatives, while a different test may display the opposite behavior. An analogous story holds for nonparametric estimation as well: the class of bounded random variables (or sequences of bounded random numbers) is nonparametric, and in such a setting, no single estimation technique can uniformly dominate all others (that is, always have lower width for any bounded sequence). This phenomenon is easy to exemplify for our confidence sequences: we can construct settings where the Hoeffding-type CS is less conservative (tighter estimation, more powerful as a test) than the empirical-Bernstein CS, and other settings in which the opposite is true. Figure 10 considers two such ‘opposite’ scenarios: the binary setting which maximizes the variance of the sequence, and another setting in which the observations are uniformly distributed on $[0, 1]$. In the first setting, there is no point in ‘estimating’ the variance (empirical-Bernstein) as opposed to just assuming that it is the maximum possible variance (Hoeffding-type), and so the former is more conservative than the latter. In the second setting, the Hoeffding CS is far more conservative, as expected. With no prior knowledge on the type of sequence to be encountered, the empirical Bernstein CS seems like a safer choice.

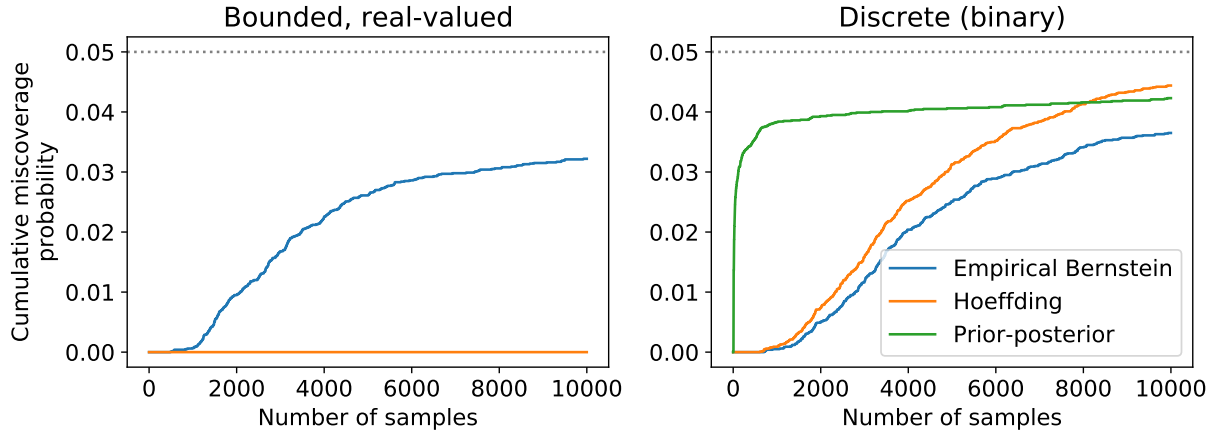


Figure 10: Empirical miscoverage probabilities for our empirical Bernstein, Hoeffding, and prior-posterior CSs. The left plot compares empirical Bernstein and Hoeffding for a population of $N = 10,000$ consisting of bounded, real-valued observations uniformly distributed on the unit interval. The plot on the right-hand side compares all three for a population of the same size containing discrete elements with zeros and ones in equal proportions. Notice that while the empirical Bernstein CS does reasonably well in both settings, none of the three methods uniformly dominates the other two.