

Domain Knowledge Alleviates Adversarial Attacks in Multi-Label Classifiers

Stefano Melacci, *Member, IEEE*, Gabriele Ciravegna, Angelo Sotgiu, Ambra Demontis, *Member, IEEE*, Battista Biggio, *Member, IEEE*, Marco Gori, *Fellow, IEEE*, and Fabio Roli, *Fellow, IEEE*

Abstract—Adversarial attacks on machine learning-based classifiers, along with defense mechanisms, have been widely studied in the context of single-label classification problems. In this paper, we shift the attention to multi-label classification, where the availability of domain knowledge on the relationships among the considered classes may offer a natural way to spot incoherent predictions, i.e., predictions associated to adversarial examples lying outside of the training data distribution. We explore this intuition in a framework in which first-order logic knowledge is converted into constraints and injected into a semi-supervised learning problem. Within this setting, the constrained classifier learns to fulfill the domain knowledge over the marginal distribution, and can naturally reject samples with incoherent predictions. Even though our method does not exploit any knowledge of attacks during training, our experimental analysis surprisingly unveils that domain-knowledge constraints can help detect adversarial examples effectively, especially if such constraints are not known to the attacker. We show how to implement an adaptive attack exploiting knowledge of the constraints and, in a specifically-designed setting, we provide experimental comparisons with popular state-of-the-art attacks. We believe that our approach may provide a significant step towards designing more robust multi-label classifiers.

Index Terms—Learning from constraints, domain knowledge, adversarial machine learning, multi-label classification.

1 INTRODUCTION

Despite the impressive results reported in many different application domains, machine-learning algorithms have been shown to be easily misled by adversarial examples, i.e., input samples carefully perturbed to cause misclassifications at test time [1], [2]. In the last few years, a growing number of studies on the properties of adversarial attacks¹ and of the corresponding defenses have been produced by the scientific community [3], [4], [5], [6], [7] (see [8], [9] for an in-depth review on this topic). Most of the existing approaches work in the fully-supervised learning setting, either proposing methods for improving classifier robustness by modifying the learning algorithm to explicitly account for the presence of adversarial data perturbations [10], [11], [12], or developing specific detection mechanisms for adversarial examples [8], [13], [14], [15], [16], [17]. Those approaches are developed against a specific class of attacks and usually are not robust against adversarial examples generated with different techniques [18]. Only a few approaches leverage also unlabeled data to improve adversarial robustness [19], [20], [21], [22], [23], [24], [25], [26], although the semi-supervised learning setting provides

a natural scenario for real-world applications in which labeled data is costly while unlabeled samples are readily available. More importantly, the case of multi-label classification, in which each sample can belong to more classes, is only preliminarily discussed in the context of adversarial learning in [27], while using adversarial examples to improve the accuracy on legitimate (non-adversarial) samples of some multi-label classifiers is studied in [28], [29].

In this paper, to the best of our knowledge, we are the first to propose an approach that takes advantage of domain knowledge to improve *adversarial robustness* of multi-label classifiers. We focus on multi-label classification and, in particular, in the case in which domain knowledge on the relationships among the considered classes is available. Such knowledge can be naturally expressed by First-Order Logic (FOL) clauses, and, following the learning framework of [30], [31], it can be used to improve the classifier by enforcing FOL-based constraints on the unsupervised or partially labeled portions of the training set. A well-known intuition in adversarial machine learning suggests that a reliable model of the distribution of the data could be used to spot adversarial examples, being them not sampled from such distribution, but it is not a straightforward procedure [32]. We borrow such intuition and we intersect it with the idea that semi-supervised examples can help learn decision boundaries that better follow the marginal data distribution, coherently with the available knowledge [31], [33], and we investigate the role of such knowledge in the context of data generated in an adversarial manner.

In detail, this paper contributes in showing that domain knowledge is a powerful feature (i) to improve robustness of multi-label classifiers, and (ii) to help detect adversarial examples. The underlying idea of our approach is conceptually represented in Fig. 1. At training time, domain-

• Stefano Melacci and Marco Gori are with the Department of Information Engineering and Mathematics, University of Siena, Siena, Italy. Marco Gori is also with MAASAI, Université Côte d’Azur, Nice, France. Gabriele Ciravegna is with the Department of Information Engineering, University of Florence, Florence, Italy. Angelo Sotgiu, Ambra Demontis, Battista Biggio, and Fabio Roli are with the Department of Information and Electric Engineering, University of Cagliari, Cagliari, Italy. E-mail: mela@diism.unisi.it, gabriele.ciravegna@unifi.it, {angelo.sotgiu, ambra.demontis, battista.biggio}@unica.it, marco.gori@unisi.it, roli@unica.it

Manuscript received February X, 2021; revised X X, XXXX.

1. Even though every attack is adversarial by definition, we use the term *adversarial attacks* here to refer to the attack algorithms used to generate adversarial examples against machine-learning models.

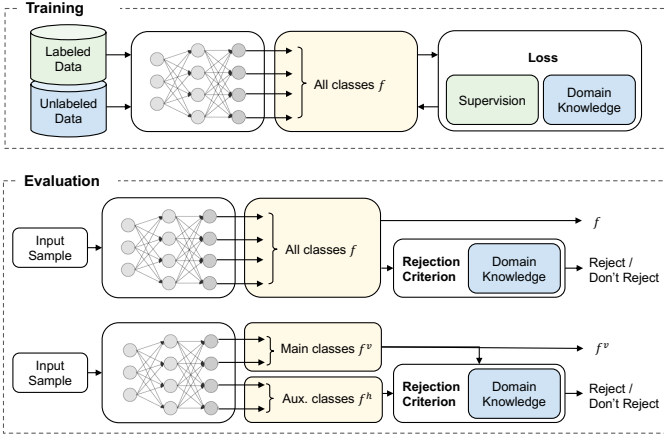


Fig. 1: Leveraging domain knowledge to improve robustness of multi-label classifiers. At training time, domain knowledge is used to enforce constraints on the learning process using unlabeled or partially-labeled data. At evaluation time, domain-knowledge constraints are used to detect and reject samples outside of the training data distribution. The approach is also suited to single-classification tasks where domain knowledge on auxiliary classes is available.

knowledge constraints are enforced on the unlabeled (or partially-labeled) data to learn decision boundaries which better align with the marginal distributions. At test time, the same constraints can be efficiently evaluated on the test samples to identify and reject incoherent predictions, ideally outside of the training data distribution, potentially including adversarial examples. We highlight that our approach can be also used in single-classification tasks where domain knowledge and auxiliary classes are present, and can be exploited internally by the classifier to implement the rejection mechanism based on domain-knowledge constraints. We will show some concrete examples of this latter setting in our experiments, reporting comparisons with state-of-the-art adversarial attacks and concurrent defenses developed for single-classification tasks. To properly evaluate the robustness of our approach, which remains one of the most challenging problems in adversarial machine learning [9], [34], [35], we propose a novel multi-label knowledge-driven attack that can implement both black-box and white-box adaptive attacks. While we show that an adaptive attack having access to the domain knowledge exploited by our classifier can bypass it, even though at the cost of an increased perturbation size, it remains an open issue to understand how hard for an attacker would be to infer such knowledge in practical cases. For this reason, we believe that our work can provide a significant contribution towards both evaluating and designing robust multi-label classifiers.

This paper is organized as follows. Section 2 introduces the notion of learning with domain knowledge, emphasizing its effects in the input space. Section 3 shows how domain knowledge can be used to defend against adversarial attacks, together with a knowledge-aware attack procedure. A detailed experimental analysis is reported in Section 4, evaluating the quality of our defense mechanisms, also considering state-of-the-art attacks and existing defense schemes. Finally, conclusions are drawn in Section 6.

2 LEARNING WITH DOMAIN KNOWLEDGE

In the context of this paper we focus on multi-label classification problems with c classes, in which each input $x \in \mathcal{X}$ is associated to one or more classes. We consider the case in which additional *domain knowledge* is available for problem at hand, represented by a set of relationships that are known to exist among (a subset of) the c classes. Exploiting such knowledge when training the classifier is the main subject of this section, and it has been shown to improve the generalization skills of the model [30], [31], [36]. The introduction of domain knowledge in the learning process provides precious information only when the training data are not fully labeled, as in the classic semi-supervised framework. Some examples might be partially labeled (i.e., for each data points a subset of the c classes participates to the ground truth) or a portion of the training set might be unsupervised. Of course, if the data are fully labeled then all the class relationships are already encoded in the supervision signal. However, in this paper we also consider domain knowledge as a mean to define a criterion that can spot potentially adversarial examples at test time, as we will discuss in Section 3, and that is also feasible in fully-supervised learning problems.

Notation. Formally, we consider a vector function $f : \mathcal{X} \rightarrow \mathbb{R}^c$, where $f = [f_1, \dots, f_c]$ and $\mathcal{X} \subseteq \mathbb{R}^d$. Each function f_i is responsible for implementing a specific task on the input domain \mathcal{X} .² Function f_i predicts the membership degree of x to the i -th class. Moreover, when we restrict the output of f_i to $[0, 1]$, we can think of f_i as the fuzzy logic predicate that models the truth degree of belonging to class i . In order to simplify the notation, we will frequently make no explicit distinctions between function names, predicate names, class names or between input samples and predicate variables. Whenever we focus on the predicate-oriented interpretation of each f_i , First-Order Logic (FOL) becomes the natural way of describing relationships among the classes, i.e., the most effective type of domain knowledge that could be eventually available in a multi-label problem; e.g., $\forall x \in \mathcal{X}, f_v(x) \wedge f_z(x) \Rightarrow f_u(x)$, for some v, z, u , meaning that the intersection between the v -th class and the z -th class is always included in the u -one.

Learning from Constraints. The framework of Learning from Constraints [30], [31], [36] follows the idea of converting domain knowledge into constraints on the learning problem and it studies, amongst a variety of other knowledge-oriented constraints (see, e.g., Table 2 in [30]), the process of handling FOL formulas so that they can be both injected into the learning problem or used as a knowledge verification measure [31], [36]. Such knowledge is enforced on those training examples for which either no information or only partial/incomplete labeling is available, thus casting the learning problem in the semi-supervised setting. As a result, the multi-label classifier can improve its performance and make predictions on out-of-sample data that are more coherent with the domain knowledge (see, e.g., Table 4 in [30]). In particular, FOL formulas that represent the domain knowledge of the considered problem

2. This notion can be trivially extended to the case in which the task functions operate in different domains.

are converted into numerical constraints using Triangular Norms (T-Norms, [37]), binary functions that generalize the conjunction operator \wedge . Following the previous example, $f_v(x) \wedge f_z(x) \Rightarrow f_u(x)$ is converted into a bilateral constraint $\phi(f(x)) = 1$ that, in the case of the product T-Norm, is $1 - f_v(x)f_z(x)(1 - f_u(x)) = 1$. The 1 on the right-hand side of the constraint is due to the fact that the numerical formula must hold true (i.e., 1), while the left-hand side is in $[0, 1]$. We indicate with $\hat{\phi}(f(x))$ the loss function associated to $\phi(f(x))$. In the simplest case (the one followed in this paper) such loss is $\hat{\phi}(f(x)) = 1 - \phi(f(x))$, where the minimum value of $\hat{\phi}(f(x))$ is zero. The quantifier $\forall x \in \mathcal{X}$ is translated by enforcing the constraints on a discrete data sample $\mathcal{Z} \subset \mathcal{X}$. The loss function $\varphi(f, \mathcal{Z})$ associated to all the available FOL formulas \mathcal{K} is obtained by aggregating the losses of all the corresponding constraints and averaging over the data in \mathcal{Z} . Since we usually have $\ell > 1$ formulas whose relative importance could be uneven, we get

$$\varphi(f, \mathcal{Z}, \mathcal{K}, \mu) = \frac{1}{|\mathcal{Z}|} \sum_{j=1}^{|\mathcal{Z}|} \left(\sum_{h=1}^{\ell} \mu_h \hat{\phi}_h(f(x_j)) \right) \in [0, \gamma] \quad (1)$$

where μ is the vector that collects the scalar weights $\mu_h > 0$ of the FOL formulas, and $\gamma = \sum_{h=1}^{\ell} \mu_h$.

In this paper, f is implemented with a neural architecture with c output units and weights collected in W . We distinguish between the use of Eq. (1) as a loss function in the training stage and its use as a measure to evaluate the constraint fulfillment on out-of-sample data. In detail, the classifier is trained on the training set \mathcal{L} by minimizing

$$\min_W \left[\text{suploss}(f(\cdot, W), \mathcal{L}, \mathcal{S}) + \lambda \cdot \varphi(f(\cdot, W), \mathcal{K}, \mu^{\mathcal{L}}) \right] \quad (2)$$

where $\mu^{\mathcal{L}}$ is the importance of the FOL formulas at training time, and $\lambda > 0$ modulates the weight of the constraint loss with respect to the supervision loss suploss , being \mathcal{S} the supervision information attached to some of the data in \mathcal{L} . The optimal λ is chosen by cross-validation, maximizing the classifier performance. When the classifier is evaluated on a test sample \bar{x} , the measure

$$\varphi(f(\cdot, W), \{\bar{x}\}, \mathcal{K}, \mu^{\mathcal{T}}) \in [0, \gamma^{\mathcal{T}}], \quad (3)$$

with weights $\mu^{\mathcal{T}}$ and $\gamma^{\mathcal{T}} = \sum_{h=1}^{\ell} \mu_h^{\mathcal{T}}$, returns a score that indicates the fulfillment of the domain knowledge on \bar{x} (the lower the better). Note that $\mu^{\mathcal{L}}$ and $\mu^{\mathcal{T}}$ might not necessarily be equivalent, even if certainly related. In particular, one may differently weigh the importance of some formulas during training to better accommodate the gradient-descent procedure and avoid bad local minima.

It is important to notice that Eq. (2) enforces domain knowledge only on the training data \mathcal{L} . There are no guarantees that such knowledge will be fulfilled in the whole input space \mathcal{X} . This suggests that optimizing Eq. (2) yields a stronger fulfillment of knowledge \mathcal{K} over the space regions where the training points are distributed (low values of φ), while φ could return larger values when departing from the distribution of the training data. The constraint enforcement is soft, so that the second term in Eq. (2) is not necessarily zero at the end of the optimization.

3 EXPLOITING DOMAIN KNOWLEDGE AGAINST ADVERSARIAL ATTACKS

The basic idea behind this paper is that the constraint loss of Eq. (1) is not only useful to enforce domain knowledge into the learning problem, but also (i) to gain some robustness with respect to adversarial attacks and (ii) as a tool to detect adversarial examples at no additional training cost, that are the main directions of this paper, as anticipated in Section 1.

A Paradigmatic Example. The example in Fig. 2 illustrates the main principles followed in this work, in a multi-label classification problem with 4 classes (cat, animal, motorbike, vehicle) for which the following domain knowledge is available, together with labeled and unlabeled training data:

$$\forall x, \text{CAT}(x) \Rightarrow \text{ANIMAL}(x), \quad (4)$$

$$\forall x, \text{MOTORBIKE}(x) \Rightarrow \text{VEHICLE}(x), \quad (5)$$

$$\forall x, \text{VEHICLE}(x) \Rightarrow \neg \text{ANIMAL}(x), \quad (6)$$

$$\forall x, \text{CAT}(x) \vee \text{ANIMAL}(x) \vee \text{MOTORBIKE}(x) \vee \text{VEHICLE}(x). \quad (7)$$

Such knowledge is converted into numerical constraints, as described in Section 2, while the loss function φ is enforced on the training data predictions during classifier training (Eq. 2). Fig. 2 shows two examples of the learned classifier.

Considering point (i), in both cases, the decision boundaries are altered on the unlabeled data, enforcing the classifier to take a knowledge-coherent decision over the unlabeled training points and to better cover the marginal distribution of the data. This knowledge-driven regularity improves classifier robustness to adversarial attacks, as we will discuss in Section 4. Going into further details to illustrate claim (ii), in (a) we have the most likely case, in which decision boundaries are not always perfectly tight to the data distribution, and they might be not closed (ReLU networks typically return high-confidence predictions far from the training data [38]). Three different attacks are shown (purple). In attack 1, an example of motorbike is perturbed to become an element of the cat class, but Eq. (4) is not fulfilled anymore. In attack 2, an example of animal is attacked to avoid being predicted as animal. However, it falls in a region where no predictions are yielded, violating Eq. (7). Attack number 3 consists of an adversarial attack to create a fake cat that, however, is also predicted as vehicle, thus violating Eq. (4) and Eq. (6). In (b) we have an ideal and extreme case, with very tight and closed decision boundaries. Some classes are well separated, it is harder to generate adversarial examples by slightly perturbing the available data, while it is easy to fall in regions for which Eq. (7) is not fulfilled. The pictures in (c-d) show the unfeasible regions in which the constraint loss φ is significantly larger, thus offering a natural criterion to spot adversarial examples that fall outside of the training data distribution.

Domain Knowledge-based Rejection. Following these intuitions, and motivated by the approach of [39], [40], we define a rejection criterion Ω as the Boolean expression

$$\Omega(\bar{x}, \tau | f(\cdot, W), \mathcal{K}, \mu^{\mathcal{T}}) = \varphi(f(\cdot, W), \{\bar{x}\}, \mathcal{K}, \mu^{\mathcal{T}}) > \tau \quad (8)$$

where $\tau > 0$ is estimated by cross-validation in order to avoid rejecting (or rejecting a small number of) the examples in the validation set \mathcal{V} . Eq. (8) evaluates the constraint

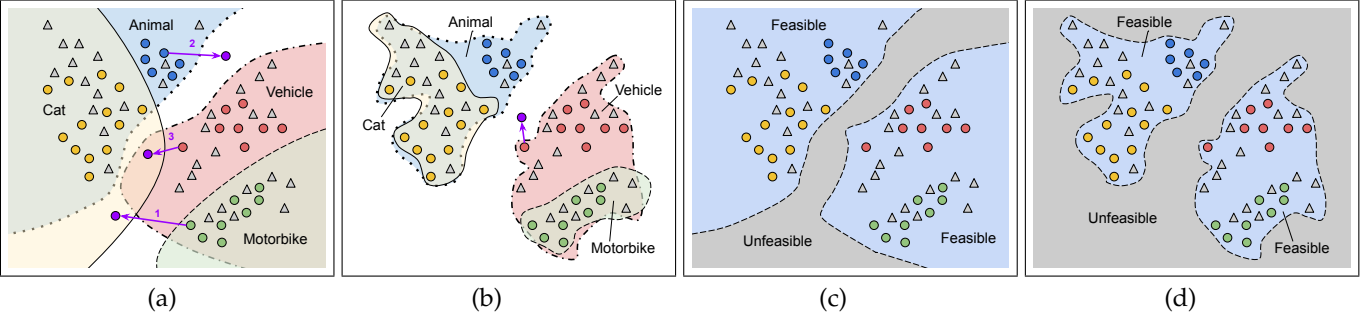


Fig. 2: Toy example using the domain knowledge of Eqs. (4-7) on 4 classes: cat (yellow), animal (blue), motorbike (green), vehicle (red). Labeled/unlabeled training data are depicted with rounded dots/gray triangles. (a,b) The decision regions for each class are shown: (a) open/loose decision boundaries; (b) tight/closed decision boundaries. The white area is associated with no predictions. Some adversarial examples (purple arrows/dots) are detected as they end up in regions that violate the constraints. (c,d) The feasible/unfeasible regions that fulfill/violate the constraints for (a,b) are shown.

loss on the validation data \mathcal{V} , using the importance weights μ^T (that we will discuss in what follows), as in Eq. (3). The rationale behind this idea is that those samples for which the constraint loss is larger than what it is on the distribution of the data that are available when training/tuning the classifier, should be rejected. The training samples are the ones over which domain knowledge was enforced during the training stage, while the validation set represents data on which knowledge was not enforced, but that are sampled from the same distribution from which the training set is sampled, making them good candidates for estimating τ . Notice that Ω is measured at test time on an already trained classifier, and it can be used independently on the nature of the training data (fully or partially/semi-supervised). Differently from ad-hoc detectors, that usually require to train generative models, this rejection procedure comes at no additional training cost.⁴

Pairing Effect. The procedure is effective whenever the functions in f are not too strongly paired with respect to \mathcal{K} , and we formalize the notion of “pairing” as follows.

Definition 3.1. *Pairing.* We consider a classification problem whose training data are distributed accordingly to the probability density $p(x)$. Given \mathcal{K} and μ^T , the functions in f are strongly paired whenever $\zeta(\mathcal{H}, \mathcal{L}) = \|\varphi(f(\cdot, W), \mathcal{H}, \mathcal{K}, \mu^T) - \varphi(f(\cdot, W), \mathcal{L}, \mathcal{K}, \mu^T)\| \approx 0$, being \mathcal{H} a discrete set of samples uniformly distributed around the support of $p(x)$.

This notion indicates that if the constraint loss is fulfilled in similar ways over the training data distribution and space areas close to it, then there is no room for detecting those examples that should be rejected. While it is not straightforward to evaluate pairing before training the classifier, the soft constraining scheme of Eq. (2) allows the classification functions to be paired in a less strong manner that what they would be when using hard constraints.⁵ Note that a multi-label system is usually equipped with activation functions that do not structurally enforce any dependencies among the classes (e.g., differently from what happens with soft-

max), so it is naturally able to respond without assigning the input to any class (white areas in Fig. 2). This property has been recently discussed as a mean for gaining robustness to adversarial examples [6], [42]. The formula in Eq. (7) is what allows our model to spot examples that might fall in this “I don’t know” area. Dependencies among classes are only introduced by the constraint loss φ in Eq. (2) on the training data.

The choice of μ^T is crucial in the definition of the reject function Ω . On the one hand, in some problems we might have access to the certainty degree of each FOL formula, that could be used to set μ^T , otherwise it seems natural to select an unbiased set of weights μ^T , $\mu_h = 1, \forall h$. On the other hand, several FOL formulas involve the implication operator \Rightarrow , that naturally implements if-then rules (if class v then class z) or, equivalently, rules that are about hierarchies, since \Rightarrow models an inclusion (class v included in class z). However, whenever the premises are false, the whole formula holds true. It might be easy to trivially fulfill the associated constraints by zeroing all the predicates in the premises, eventually avoiding rejection. As rule of thumb, it is better to select μ_h ’s that are larger for those constraints that favor the activation of the involved predicates.

Single-label Classifiers As counter-intuitive as it might sound, the type of domain knowledge described so far can also be exploited in the case of single-label classification, by adapting the classifier as follows. Let us assume that the components $\{f_i, i = 1, \dots, c\}$ of the vector function f are partitioned into two disjoint subsets. We define with f^v the vector function with the elements in the first subset, while f^h is the vector function based on the elements of the second one. Let us consider the setting in which only f^v is exposed to the user, while f^h is not visible from the outside. If the classes associated to f^v , also referred to as *main classes* are mutually exclusive, from the user point of view, the system is a single-label classifier that, internally, predicts other *auxiliary classes* by means of f^h . We end-up in a special case of the multi-label setting explored so far. What makes this case interesting is that the system can still exploit domain knowledge that consists in relationships between the classes associated to f^v and the ones associated to f^h , or among the ones in f^h only, thus leveraging the learning principles that were described in Section 2. Moreover, the

4. Generative models on the fulfillment of the single constraints could be considered too.

5. See [41] for a discussion on hard constraints and graphical models in an adversarial context.

system can exploit the hidden predictions and the available knowledge to implement the knowledge-based rejection mechanism that we proposed in this section, as shown in Fig. 1-(bottom).

Due to the single-label nature of the visible portion of the classifier, existing state-of-the-art attacks, specifically designed for single-label models, can be used to fool the classifier in a black-box scenario. In Section 4, when the consider data are compatible with this special setting, we will exploit recent attack procedures to generate adversarial examples and evaluate the proposed knowledge-based rejection mechanism. Of course, differently from what we previously stated about the real multi-label setting, we cannot consider the cost of the rejection mechanism negligible in this case, since the system must learn the functions in f^h in order to be able to compute the rejection criterion.

3.1 Attacking Multi-label Classifiers

Robustness against adversarial examples is typically evaluated against *black-box* and *white-box* attacks [8], [9]. In the black-box setting, the attacker is assumed to have only black-box query access to the target model, ignoring the presence of any defense mechanisms such as the use of domain-knowledge constraints. However, a surrogate model can be trained on data ideally sampled from the same distribution of that used to train the target model. Within these assumptions, gradient-based attacks can be optimized against the surrogate model, and then transferred/evaluated against the target one [3], [43]. In the white-box setting, instead, the attacker is assumed to know everything about the target model, including the defense mechanism. White-box attacks are thus expected to exploit knowledge of the defense mechanism to bypass it.

The existing literature on the generation of adversarial examples is strongly focused on single-label classification problems (see [8] and references therein). In such context, the classifier is expected to take a decision that is only about one of the c classes, and, in a nutshell, attacking the classifier boils down to perturb the input in order to make the classifier predict a wrong class. The whole procedure is subject to constraints on the amount of perturbation that the system is allowed to apply. Formally, given $x \in \mathcal{T}$, being \mathcal{T} the test set, the attack generation procedures in single-label classification commonly solve the following problem,

$$\begin{aligned} x^* &= \arg \min_{x'} [-\text{suploss}(f(x'), W), \mathcal{L}, \mathcal{S}], \\ \text{s.t. } \|x - x'\| &< \epsilon, \end{aligned} \quad (9)$$

being $\|\cdot\|$ an L_p -norm and $\epsilon > 0$. Each x has a unique class label/index attached to it and stored in \mathcal{S} , and suploss is usually the cross-entropy loss. Different attacks and optimization techniques for solving the problem of Eq. (9) have been proposed [44]. While there are no ambiguities on the class on which we want the classifier to reduce its confidence, i.e., the ground-truth (positive) class of the given input x , the class that the classifier will predict in input x^* might be given or not, thus each of the remaining $c - 1$ classes could be a valid option. When moving to the multi-label setting, each $x \in \mathcal{T}$ is associated to multiple ground-truth positive classes, collected in set P_x , and we indicate with N_x the set of ground-truth negative classes

of x . Differently to the previous case, due to the lack of mutual-exclusivity of the predictions, creating an adversarial example out of x is more arbitrary. For example, the optimization procedure could focus on making the classifier not able to predict any of the classes in P_x , or a subset of them. Similarly, the optimization could focus on making the classifier positively predict one or more classes of N_x .

We consider a multi-label attack that focuses on the classes on which the classifier is less confident (thus easier to attack), that are selected and re-defined during the optimization procedure in function of the way the predictions of the classifier progressively change. Of course, one might argue that this attack is not considering that classes are related, and that, perhaps, changing the prediction on a certain class should also trigger a coherent change in other related classes. However, the previously introduced domain knowledge and, in particular, the corresponding loss of Eq. (1) is what encodes such relationships in a differentiable way, so that we can easily exploit it when crafting attacks. We first introduce the proposed multi-label attack in a *black-box* setting, in which domain knowledge is not available. To make gradient computation numerically more robust, as in [45], we consider the activations (logits) of the last layer of f to compute the objective function, instead of using the cross-entropy loss. Let us define $p = \arg \min_i [f_i(x), i \in P_x]$, and $n = \arg \max_i [f_i(x), i \in N_x]$, i.e., p (n) is the index of the positive (negative) class with the smallest (largest) output score. These are essentially the indices of the classes for which x is closer to the decision boundaries. Our attack optimizes the following objective,

$$\begin{aligned} x^* &= \arg \min_{x'} [\max(l_p(x'), -\kappa) - \min(l_n(x'), \kappa)] \\ \text{s.t. } \|x - x'\| &< \epsilon, \end{aligned} \quad (10)$$

where l_j is the value of the logit of f_j , $\|\cdot\|$ is an L_p -norm (L_2 in our experiments), and in the case of image data with pixel intensities in $[0, 1]$ we also have $x' \in [0, 1]$. The scalar $\kappa \geq 0$ is used to threshold the values of the logits, to avoid increasing/decreasing them in an unbounded way (in our experiments, we set $\kappa = 2$). Optimizing the logit values is preferable to avoid sigmoid saturation. While the definition of Eq. (10) is limited to a pair of classes, we *dynamically* update p and n whenever logit l_p (l_n) goes beyond (above) the threshold $-\kappa$ (κ), thus multiple classes are considered by the attack, compatibly with the maximum number of iterations of the optimizer. This strategy resulted to be more effective than jointly optimizing all the classes in P_x and N_x . Moreover, the classes involved in the attack can be a subset of the whole set, as in [27]. When the attacker has the use of the domain knowledge in a *white-box* scenario, such knowledge provides a comprehensive description on how the predictions of the classifier should be altered over several classes in order to be coherent with the knowledge. We enhance Eq. (10) to implement what we refer to as multi-label knowledge-driven adversarial attack (MKA),

$$\begin{aligned} x^* &= \arg \min_{x'} [\max(l_p(x'), -\kappa) - \min(l_n(x'), \kappa) + \\ &\alpha \cdot \varphi(f, \{x'\}, \mathcal{K}, \mu^T)], \quad \text{s.t. } \|x - x'\| < \epsilon \end{aligned} \quad (11)$$

in which we set $\alpha > 0$ to enforce domain knowledge and avoid rejection. When crafting adversarial examples, MKA softly enforces the fulfillment of domain knowledge by

TABLE 1: Datasets and details on the experimental setting. “Classes” reports the total number of categories, specifying the number of main classes in parentheses. The fraction of labeled ($\%L$) samples, the level of partial labeling ($\%P$), along with the number of training ($|\mathcal{L}|$), validation ($|\mathcal{V}|$), and test ($|\mathcal{T}|$) examples are also reported.

Dataset	Classes	%L	%P	$ \mathcal{L} $	$ \mathcal{V} $	$ \mathcal{T} $
ANIMALS	33 (7)	30%	90%	5808	1244	1243
CIFAR-100	120 (100)	30%	0%	40000	10000	10000
PASCAL-Part	64 (20)	30%	70%	7072	1515	1515

TABLE 2: Values of the hyperparameter λ selected via cross-validation in our experiments. Note that baseline models TL and FT do not exploit domain knowledge ($\lambda = 0$).

Model	ANIMALS	CIFAR-100	PASCAL-Part
TL+C	10^{-2}	3	10^{-1}
TL+CC	1	10	1
FT+C	10^{-2}	3	10^{-1}

means of the loss function φ . For *black-box* attacks, instead, we set $\alpha = 0$ to recover Eq. (10). MKA naturally extends the formulation of single-label attacks (when P_x is composed of a single class) and it allows staging both black-box and white-box (adaptive) attacks against our approach. Eq. (11) is minimized via projected gradient descent (1000 samples and 50 iterations in our experiments).

4 EXPERIMENTS

In this section, we report our experimental analysis, discussing the experimental setup in Section 4.1, and the results of standard and adversarial evaluations for multi-label classifiers in Section 4.2. We then show in Section 4.3 how our multi-label classifiers can also be adopted to mitigate the impact of adversarial examples in single-label classification tasks, when auxiliary classes are exploited. This allows us to highlight that our approach exhibits competitive performances with respect to other baseline defense methods designed under the same assumptions (i.e., without assuming any specific knowledge of the attacks) and against state-of-the-art attacks that are developed for single-label classification tasks.

4.1 Experimental Settings

Datasets. We considered three image classification datasets, referred to as ANIMALS, CIFAR-100 and PASCAL-Part respectively. The first one is a collection of images of animals, taken from the ImageNet database,⁶ the second one is a popular benchmark composed of RGB images (32×32) belonging to different types of classes (vehicles, flowers, people, etc.),⁵ while the last dataset is composed of images in which both objects (Man, Dog, Car, Train, etc.) and object-parts (Head, Paw, Beak, etc.) are labeled.⁷ All datasets are used in a multi-label classification setting, so that the

TABLE 3: Values of the constraint loss φ on the test data \mathcal{T} .

Model	ANIMALS	CIFAR-100	PASCAL-Part
TL	0.5833 ± 0.0316	1.4440 ± 0.0087	2.7286 ± 0.0853
TL+C	0.2134 ± 0.0160	1.0406 ± 0.0020	1.7422 ± 0.0516
TL+CC	0.2004 ± 0.0097	0.7267 ± 0.0020	0.7387 ± 0.0151
FT	0.3751 ± 0.0169	0.9603 ± 0.0041	2.4478 ± 0.0723
FT+C	0.0897 ± 0.0113	0.4449 ± 0.0068	0.8434 ± 0.0471

TABLE 4: Multi-label classification results in \mathcal{T} , for different models, averaged across different repetitions (standard deviations are $< 1\%$). The second row-block is restricted to the main classes (Accuracy or F1). See the main text for details.

Metric	Dataset	TL	TL+C	TL+CC	FT	FT+C
F1 (%)	ANIMALS	98.3	98.6	98.1	98.6	99.2
	CIFAR-100	52.0	55.1	53.1	59.3	64.0
	PASCAL-Part	69.5	70.0	69.4	69.1	71.0
AccMain (%) ¹ F1Main (%) ²	ANIMALS ¹	98.8	99.2	99.2	98.5	99.1
	CIFAR-100 ¹	53.3	55.6	52.8	60.5	61.6
	PASCAL-Part ²	73.8	75.9	69.5	70.4	75.0

ground truth of each example is composed by a set of binary class labels. In the case of ANIMALS there are 33 categories, where the first 7 ones, also referred to as “main” classes, are about specific categories of animals (albatross, cheetah, tiger, giraffe, zebra, ostrich, penguin) while the other 25 classes are about more generic features (mammal, bird, carnivore, fly, etc.). The CIFAR-100 dataset is composed of 120 classes, out of which 100 are fine-grained (“main” classes) and 20 are superclasses. In the PASCAL-Part dataset, after having processed data as in [46], we are left with 64 categories, out of which 20 are objects (“main” classes) and the remaining 44 are object-parts. We have the use of domain knowledge that holds for all the available examples. In the case of ANIMALS, it is a collection of FOL formulas that were defined in the benchmark of P.H. Winston [47], and they involve relationships between animal classes and animal properties, such as $\forall x \text{ FLY}(x) \wedge \text{LAYEGGS}(x) \Rightarrow \text{BIRD}(x)$. In CIFAR-100, FOL formulas are about the father-son relationships between classes, while in PASCAL-Part they either list all the parts belonging to a certain object, i.e., $\text{MOTORBIKE}(x) \Rightarrow \text{WHEEL}(x) \vee \text{HEADLIGHT}(x) \vee \text{HANDLEBAR}(x) \vee \text{SADDLE}(x)$, or they list all the objects in which a part can be found, i.e., $\text{HANDLEBAR}(x) \Rightarrow \text{BICYCLE}(x) \vee \text{MOTORBIKE}(x)$. we also introduced a disjunction or a mutual-exclusivity constraint among the main classes, and another disjunction among the other classes. See Table 1 and the supplementary material for more details. Each dataset was divided into training and test sets (the latter indicated with \mathcal{T}). The training set was divided into a learning set (\mathcal{L}), used to train the classifiers, and a validation set (\mathcal{V}), used to tune the model parameters. We defined a semi-supervised learning scenario in which only a portion of the training set is labeled, sometimes partially (i.e., only a fraction of the binary labels of an example is known), as detailed in Table 1. We indicated with $\%L$ the percentage of labeled training data, and with $\%P$ the percentage of binary

6. ANIMALS <http://www.image-net.org/>, CIFAR-100 <https://www.cs.toronto.edu/~kriz/cifar.html>

7. PASCAL-Part: <https://www.cs.stanford.edu/~roozbeh/pascal-parts/pascal-parts.html>

class labels that are unknown for each labeled example.⁸

Classifiers. We compared two neural architectures, based on the popular backbone ResNet50, trained using ImageNet data. In the first network, referred to as TL, we transferred the ResNet50 model and trained the last layer from scratch in order to predict the dataset-specific multiple classes (sigmoid activation). The second network, indicated with FT, has the same structure of TL, but we also fine-tuned the last convolutional layer. Each model is based on the product T-Norm, and it was trained for a number of epochs e that we selected as follows: 1000 epochs in ANIMALS, 300 (TL) or 100 (FT) epochs in CIFAR-100, and 500 (TL) or 250 (FT) in PASCAL-Part, using minibatches of size 64. We used the Adam optimizer, with an initial step size of 10^{-5} , except for FT in CIFAR-100, for which we used 10^{-4} to speedup convergence. We selected the model at the epoch that led to the largest F1 in \mathcal{V} . We considered unconstrained ($\lambda = 0$) and knowledge-constrained ($\lambda > 0$) models. The latter are indicated with the +C (and +CC) suffix.

Evaluation Metrics. To evaluate performance, we considered the (macro) $F1$ score and a metric restricted to the main classes.⁹ For ANIMALS and CIFAR-100, the main classes are mutually exclusive, so we measured the accuracy in predicting the winning main class ($AccMain$), while in PASCAL-Part we kept the $F1$ score ($F1Main$) as multiple main classes can be predicted on the same input.

Hyperparameter Tuning. In Table 2 we report the optimal value of $\lambda \in \{10^{-2}, 10^{-1}, 1, 3, 5, 8, 10, 10^2\}$ for the TL+C and FT+C models used in our experiments, selected via a 3-fold cross-validation procedure. In the case of TL, we also considered a strongly-constrained (+CC) model with inferior performance but higher coherence (greater λ) among the predicted categories (that might lead to a worse fitting of the supervisions).¹⁰ Table 3 reports the value of the constraint loss φ measured on the test set \mathcal{T} . We used $\mu^{\mathcal{L}} = \mu^{\mathcal{T}}$, setting each component μ_{i_h} to 1, with the exception of the weight of the mutual exclusivity constraint or the disjunction of the main classes, which was set to 10 to enforce the classifier to take decisions.

4.2 Experimental Results on Multi-label Classifiers

We discuss here the main experiments related to the evaluation of the considered multi-label classifiers.

Standard Evaluation. In order to assess the behaviors of the classifiers in the considered datasets and the available domain knowledge, we compared classifiers that exploit domain knowledge with the ones that do not exploit it. The results of our evaluation are reported in Table 4, averaged over the 3 training-test splits. For each of them, 3 runs were considered, using different initialization of the weights. The introduction of domain knowledge allows the constrained classifiers to slightly outperform the unconstrained ones.

8. When splitting the training data into \mathcal{L} and \mathcal{V} , we kept the same percentages of unknown binary class labels per example ($\%P$) in both the splits. Of course, in \mathcal{V} there are no fully-unlabeled examples ($\%L$ is 100). Moreover, when generating partial labels, we ensured that the percentages of discarded positive (i.e., 1) and negative (i.e., 0) class labels were the same.

9. We compared the outputs against 0.5 to obtain binary labels.

10. FT+C has more learnable weights: constraint loss is already small.

Adversarial Evaluation. To evaluate adversarial robustness, we used the MKA attack procedure described in Section 3. and we restricted the attack to work on the already introduced main classes, being them associated to the most important categories of each problem. In ANIMALS and CIFAR-100 we assumed the attacker to have access to the information on the mutual exclusivity of the main classes, so that p in Eq. (11) is not required to change during the attack optimization. We also set $\kappa = \infty$ to maximize confidence of misclassifications at each given perturbation bound ϵ . All the following results are averaged after having attacked twice the model obtained after each of the 3 training runs.

In the *black-box* setting, we assumed the attacker to be also aware of the network architecture of the target classifier, and attacks were generated from a surrogate model trained on a different realization of the training set. Fig. 3 shows the classification quality as a function of the data perturbation bound ϵ , comparing models trained with and without constraints against those implementing the detection/rejection mechanism described in Eq. (3). When using such mechanism, the rejected examples are marked as correctly classified if they are adversarial ($\epsilon > 0$), otherwise ($\epsilon = 0$) they are marked as points belonging to an unknown class, slightly worsening the performance. The +C/+CC models show larger accuracy/F1 than the unconstrained ones. Despite the lower results at $\epsilon = 0$, models that are more strongly constrained (+CC) resulted to be harder to attack for increasing values of ϵ . When the knowledge-based detector is activated, the improvements with respect to models without rejection are significantly evident. No model is specifically designed to face adversarial attacks and, of course, there are no attempts to reach state-of-the-art results.¹¹ However, the positive impact of exploiting domain knowledge can be observed in all the considered models and datasets, and for almost all the values of ϵ , confirming that such knowledge is not only useful to improve classifier robustness, but also as a mean to detect adversarial examples at no additional training cost. In general, FT models yield better results, due to the larger number of optimized parameters. In ANIMALS the rejection dynamics are providing large improvements in both TL and FT, while the impact of domain knowledge is mostly evident on the robustness of FT. In CIFAR-100, domain knowledge only consists of basic hierarchical relations, with no intersections among child classes or among father classes. By inspecting the classifier, we found that it is pretty frequent for the fooling examples to be predicted with a strongly-activated father class and a (coherent) child class, i.e., we have strongly-paired classes, accordingly to Def. 3.1. Differently, the domain knowledge in the other datasets is more structured, yielding better detection quality on average, remarking the importance of the level of detail of such knowledge to counter adversarial examples. In the case of PASCAL-Part, the detection mechanism turned out to better behave in unconstrained classifiers, even if it has a positive impact also on the constrained ones. This is due to the intrinsic difficulty of making predictions on this dataset, especially when considering small object-parts. The false

11. Recall that our rejection mechanism is completely agnostic to the attack; it neither assumes any knowledge of the attack algorithm nor is retrained on adversarial examples. Nevertheless, it can be used as a complementary defense mechanism.

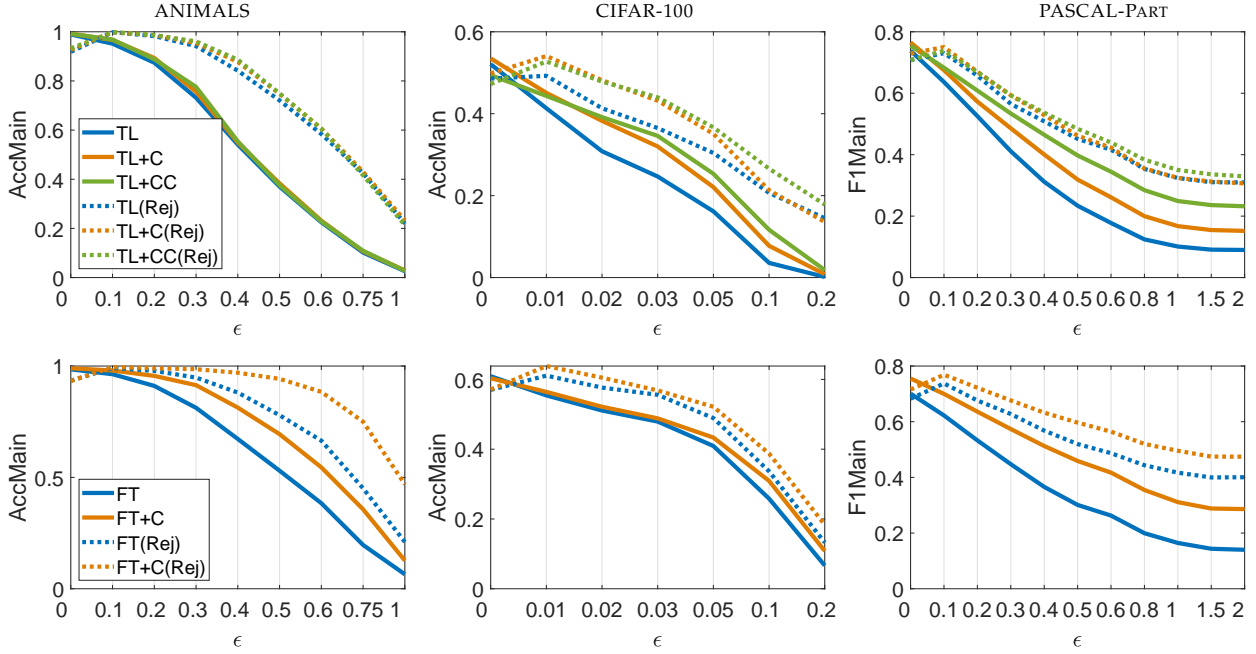


Fig. 3: Black-box attacks. Classification quality of vanilla and knowledge-constrained models in function of ϵ . Dotted plots include rejection (Rej) of inputs that are detected to be adversarial.

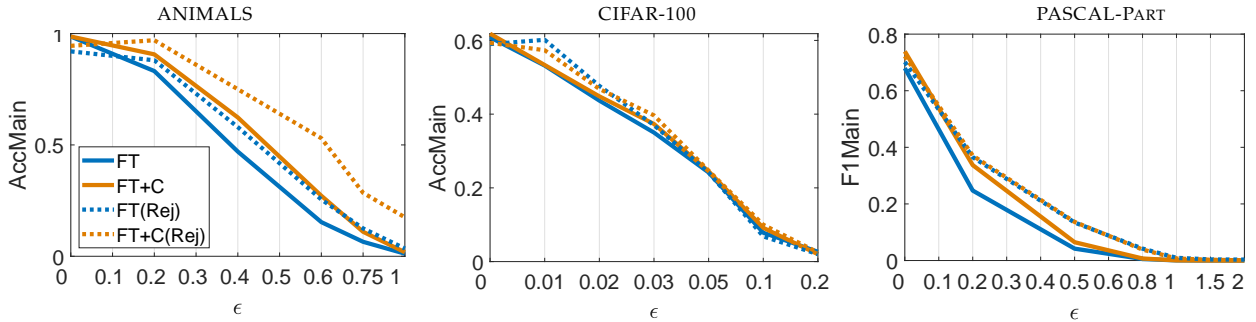


Fig. 4: White-box attacks in the case of the FT classifiers. Classification quality of vanilla and knowledge-constrained models in function of ϵ . Dotted plots include rejection (Rej) of inputs that are detected to be adversarial.

positives have a negative effect in the training stage of the knowledge-constrained classifiers.

To provide a comprehensive, worst-case evaluation of the adversarial robustness of our approach, we also considered a *white-box* adaptive attacker that knows everything about the target model and exploits knowledge of the defense mechanism to bypass it. Of course, this attack always evades detection if the perturbation size ϵ is sufficiently large. We evaluated multiple values of α of Eq. (11), selecting the one that yielded the lowest values of such objective function. In Fig. 4 we report the outcome of this analysis for FT models, showing that, even if the accuracy drop is obviously evident for all datasets, in ANIMALS the constrained classifiers require larger perturbations than the unconstrained ones to reduce the performance of the same quantity. A similar behavior is shown in CIFAR-100, even though only at small ϵ values. Accordingly, fooling the proposed detection mechanism is not always as trivial as one might expect, even in this worst-case setting. The impact of the rejection mechanisms is significantly reduced, as expected, but still having a positive impact. We refer

the reader to the supplementary material for more details about these attacks and their optimization. Finally, let us point out that the performance drop caused by the white-box attack is much larger than that observed in the black-box case. However, since domain knowledge is not likely to be available to the attacker in many practical settings, it remains an open challenge to develop stronger, practical black-box attacks that are able to infer and exploit such knowledge to bypass our defense mechanism.

4.3 Experimental Results on Single-label Classifiers

The focus of this paper is on multi-class classification paired with domain knowledge. However, as anticipated in Section 3 and qualitatively shown in Fig. 1-(bottom), we can consider a special setting in which a single-label classifier internally includes predictors over auxiliary classes that are involved in the knowledge constraints. We experimentally evaluate this setting in the context of the ANIMALS and CIFAR-100 datasets, where the respective main classes (described in Section 4.1) are mutually exclusive (which is not the case of PASCAL-Part), thus well suited to simulate

TABLE 5: ANIMALS dataset. Vulnerability analysis of the classifiers against MKA and state-of-art attacks. For each type of classifier (TL,FT), rows are organized into three groups, that are: models without rejection, with rejection (Rej), classifier equipped with Neural Rejection (NR). For each attack (columns), the result of the most robust classifier in the group is highlighted in bold. Models exploiting the proposed rejection (Rej) that overcome NR are marked with *, and vice-versa.

Model	White-box attacks ($\epsilon = 0.5$)						Black-box transfer attacks ($\epsilon = 0.5$)				
	$\epsilon = 0$	MKA	APGD-CE	APGD-T	FAB-T	Square	MKA	APGD-CE	APGD-T	FAB-T	Square
TL	99.0	25.0	17.5	14.9	20.0	96.6	45.3	29.4	29.1	83.1	98.4
TL+C	99.3	25.0	19.0	15.4	21.5	98.0	47.7	29.8	30.6	87.7	98.9
TL+CC	99.3	24.5	18.1	15.5	22.7	98.2	48.0	30.2	32.0	89.5	99.0
TL (Rej)	91.8	49.8	43.3	97.0*	100.0*	100.0*	85.6	53.7	98.4	99.9	99.9
TL+C (Rej)	92.3	56.8*	47.8	97.7*	100.0*	100.0*	91.2	56.0	98.6	99.9	99.9
TL+CC (Rej)	92.7	57.5*	45.8	98.1*	100.0*	100.0*	93.4	55.4	98.8	100.0*	100.0*
TL (NR)	99.2	55.5	58.5*	96.8	99.6	99.8	98.0*	71.7*	99.3*	100.0*	100.0*
FT	98.6	25.6	21.9	12.9	20.0	96.3	51.2	47.2	75.6	95.7	98.2
FT+C	99.1	31.7	51.1	18.0	29.5	97.7	76.7	57.5	88.8	98.3	98.9
FT (Rej)	92.7	39.3*	36.8	90.0*	99.7*	99.7*	88.9	66.9	99.6*	99.7*	99.8*
FT+C (Rej)	93.2	60.7*	66.6*	97.3*	99.8*	99.9*	98.3*	82.2*	99.9*	99.9*	99.9*
FT (NR)	98.6	37.3	38.3	87.3	97.0	99.6	91.0	79.2	98.7	99.2	99.5

TABLE 6: CIFAR-100 dataset. Vulnerability analysis of the classifiers against MKA and state-of-art attacks. Same setting and organization of Table 5 (refer to the caption of such table for more details).

Model	White-box attacks ($\epsilon = 0.03$)						Black-box transfer attacks ($\epsilon = 0.03$)				
	$\epsilon = 0$	MKA	APGD-CE	APGD-T	FAB-T	Square	MKA	APGD-CE	APGD-T	FAB-T	Square
TL	51.0	21.9	22.2	21.6	22.3	51.4	23.1	23.7	23.9	39.5	52.7
TL+C	52.9	27.4	24.6	24.2	25.1	53.3	32.3	35.5	37.9	48.4	54.5
TL+CC	50.5	27.1	25.0	24.7	25.3	49.5	35.5	38.6	40.4	46.9	51.5
TL (Rej)	48.1	26.9	33.2*	34.3*	34.4	59.2*	27.6	35.1	36.9	49.1	60.2*
TL+C (Rej)	49.4	31.8*	35.0*	35.6*	36.2	60.6*	40.7	44.8	47.0	56.0*	61.0*
TL+CC (Rej)	46.1	30.8*	34.0*	34.7*	35.4	55.7*	45.4	46.3	47.6	53.5*	57.0*
TL (NR)	49.0	30.5	30.1	24.5	39.6*	45.6	49.0*	48.3*	49.0*	51.3	53.3
FT	59.4	29.0	26.4	26.0	26.7	57.2	48.4	49.1	49.7	55.5	59.5
FT+C	60.0	31.4	29.6	28.3	30.6	60.1	51.6	52.2	52.8	57.8	61.0
FT (Rej)	57.4	31.1	37.5*	42.0*	41.1	66.1*	55.1	57.2*	58.4*	62.7*	66.2*
FT+C (Rej)	56.7	37.6*	37.8*	41.1*	44.6	67.0*	60.2*	59.5*	60.3*	64.4*	67.1*
FT (NR)	59.7	36.5	35.3	30.4	50.9*	55.1	58.0	54.2	55.7	60.0	62.7

the setting of Fig. 1-(bottom). We compared the proposed rejection mechanisms to a concurrent defense mechanism developed under the same assumptions (i.e., without assuming any knowledge of the attack algorithm), known as Neural Rejection (NR) [48], [49], and against the state-of-the-art attacks included in the AutoAttack framework [44], developed for single-label classification tasks.

Compared Defense and Attack Strategies. The NR defense mechanism, proposed in [48], [49], aims to reject inputs that are far from the training data in a given representation space. The rationale is that points with low support from the training set cannot be reliably classified, and should be thus rejected. To this end, the output layer of the deep network is replaced with a Support Vector Machine trained using the RBF kernel (SVM-RBF), which enforces the prediction scores to be proportional to the distance between the input sample and the reference prototypes (i.e., the support vectors) in the representation space. Samples are rejected if the prediction scores do not exceed the rejection threshold. Similarly to our approach, this defense mechanism does not make any assumptions on the attack to be detected, other

than assuming an anomalous behavior with respect to the observed training data.

To compare our defense with NR, we have considered four different state-of-the-art evasion attacks: APGD-CE, APGD-T, FAB-T, and Square, implemented within the framework of AutoAttack [44]. APGD-CE (APGD-T) is an indiscriminate (targeted) step-free variant of the famous attack called PGD [50]. Unlike PGD, the step size reduction is not scheduled a priori but instead governed by the optimization function trend. Moreover, both APGDs attack use momentum. FAB-T is the targeted version of an attack called Fast Adaptive Boundary Attack (FAB) [51], which tries to find the minimum distance sample beyond the boundary of the desired class. The Square attack [52], differently from the previously mentioned ones, is a black-box attack; namely, it can query the classifier obtaining the predicted scores without exploiting any knowledge of the model architecture. By default, APGD-CE makes five random restarts, whereas the targeted versions of the attacks, i.e., APGD-T and FAB-T, run the attack nine times, each setting the target class as one of the nine top classes except the true class.

Adversarial Evaluation. In our experiments, we fixed the maximum allowed perturbation ϵ to 0.5 and 0.3 on the ANIMALS and CIFAR-100 datasets, respectively – the values in the middle of x-axis of Fig. 3 – and we used the default value for all the other attacks’ parameters. Table 5 and Table 6 report the results of this analysis, showing the accuracy on the clean (unmodified) test set \mathcal{T} ($\epsilon = 0$) and on the attacked instances of \mathcal{T} generated in the same white-box and black-box scenarios described in Section 4.2. Results confirm that both the domain knowledge introduced at training time (+C and +CC) or exploited to implement the proposed rejection mechanism (Rej) improve the model robustness against all the considered attacks, and jointly using these strategies further improves it. On average, the performances of the unconstrained classifiers (TL and FT) paired with the proposed knowledge-based rejection are comparable with the ones paired with NR, even though they clearly behave in different manners across the datasets/attacks. Differently, when also considering constrained models (+C and +CC), in most of the cases we can find a classifier with rejection (Rej) that outperforms the unconstrained classifiers equipped with NR. On the clean samples ($\epsilon = 0$), the knowledge-based rejection criterion resulted more aggressive than NR.

MKA and APGD-CE/T are more effective than the other attacks. On average, their performances are comparable, and they depend on both the considered model and the dataset. In CIFAR-100, MKA outperforms APGD-CE/T on the black-box transfer scenario and against the model equipped with the proposed rejection mechanism (Rej), whereas on the ANIMALS dataset, APGD-CE usually obtained better results. APGD-CE/T leverages an optimization strategy that is more advanced than the one of MKA that, differently from APGD-CE/T, is designed to be used in multi-label problems too. For example, APGD-CE/T makes several attack restarts and uses a special type of adaptive step size. In the white-box setting, attacks yield a larger reduction of the performances. However, in the case of ANIMALS, the proposed rejection mechanism is still robust to all the attacks, with the exceptions of MKA, that is knowledge aware, and of APGD-CE. The fine-tuned optimization procedure in APGD-CE allows the attack to create samples that are confidently misclassified, and they end-up in belonging to space regions in which the classification functions are paired (Def. 3.1). In CIFAR-100, the rejection mechanism still has a positive impact, even if it is less significant than in ANIMALS.

In-depth Analysis. We further analyzed our results, visualizing the behavior of all the compared attacks in terms of value of the constraint loss of Eq. (3) and of the supervision loss – first term of Eq. (2). Figs. 5-6 show each generated adversarial example, highlighting them with different markers/colors in function of the corresponding attack procedure, on the ANIMALS and CIFAR-100 datasets, respectively. Samples that are rejected are indicated with crosses, while circles represent the non-rejected ones. The dotted line is about the rejection threshold τ from Eq. (8).

In line with what we observed in the numerical results, in the case of ANIMALS, Fig. 5, it is evident how APGD-CE is actually able to craft attacks that strongly increase the supervision loss, still fulfilling the constraints (top-left area). Differently, the other attacks are not able to reach such result,

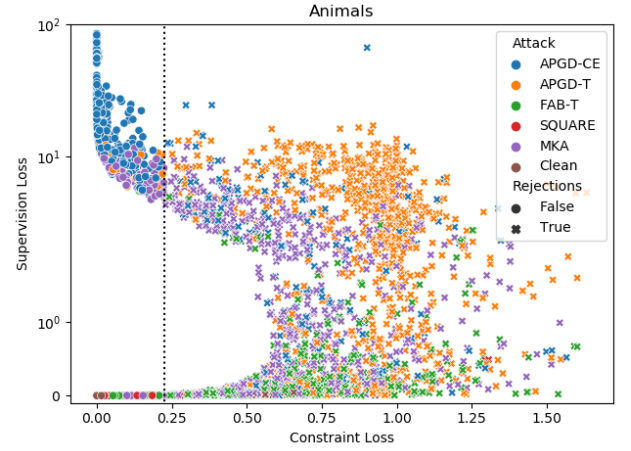


Fig. 5: Adversarial data generated ($\epsilon = 0.5$) by different attacks – ANIMALS, TL+C(Rej), black-box. Examples that are rejected/not-rejected by the proposed knowledge-based criterion are depicted with crosses/circles (“Clean” indicates unaltered examples from the test set; the vertical line is the reject threshold).

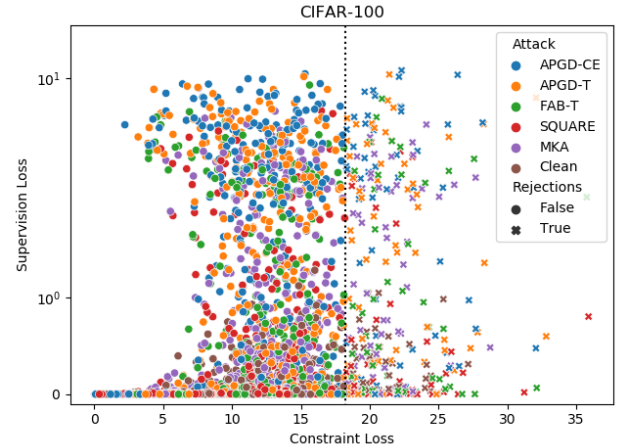


Fig. 6: Adversarial data generated ($\epsilon = 0.03$) by different attacks – CIFAR-100, TL+C(Rej), black-box. See Fig. 5.

so that their data is localized in high-constraint loss regions, easily rejected by the proposed technique, especially FAB-T, while Square actually fails in generating evident attacks. It is interesting to notice the D-shaped white region over the origin. It is an area in which constraints are almost fulfilled and the loss function can reach significantly non-null values, but no attacks fall there. This suggests that it is not straightforward to increase the supervision loss without violating the constraints. However, there are more extreme APCG-CE configurations with the largest supervision losses that also fulfill the knowledge (Fig. 5, top-left area). Of course, this depends on several factors, such as the type of domain knowledge that is available, the way we selected to convert it into polynomial constraints, and the constraint enforcement scheme, thus opening to future improvements. Moving to the CIFAR-100 dataset, Fig. 6, we can still observe the D-shaped region over the origin, even if in a less significant manner. On this dataset, the rejection rates are generally

lower than ANIMALS. This is mostly due to the fact the constraint loss is larger also on the unaltered data, due to the different problem and different type of domain knowledge. As a matter of fact, we have also a larger reject threshold τ . In this case, the behavior of the different attack strategies is more coherent, remarking previous considerations on the role of knowledge in shaping the distribution of the attacks.

5 RELATED WORK

In addition to the literature described in Section 1, we further emphasize the main differences of what we propose with respect to the most strongly related approaches.

Multi-label adversarial perturbations. Most of the work in the adversarial ML area focuses on single-label classification problems. To the best of our knowledge, the first and only study on this problem is the one in [27], in which the authors focus on targeted multi-label adversarial perturbations defining in advance the set of classes on which the attack is targeted (being them positive or negative) and also introducing another set of classes for which the attack is expected not to change the classifier predictions. The framework described in [27] is only experimented in a *static/targeted* context, i.e., by selecting in advance the sets mentioned above using custom criteria to simulate the attacking scenario artificially. The multi-label attack that we propose in this work is instead *dynamic/untargeted* and without the need of defining in advance what are the classes to be considered. Regarding the defenses, to our best knowledge, none of the previously proposed ones leverage multi-label classification outputs.

Semi-supervised Learning and Adversarial Training. In the context of adversarial machine learning, unlabeled data are usually employed to improve the robustness of the classifier by performing adversarial training. The rationale behind such training scheme is that if the available unlabeled samples are perturbed, then the predicted class should not change. Miyato et al. [19], [23] and Park et al. [20] exploit adversarial training (virtual adversarial training and adversarial dropout, respectively) to favor regularity around the supervised and unsupervised training data, and to improve the classifier performance. The work in [21] develops an anomaly detector using adversarial training in the semi-supervised setting. Self-supervised learning is exploited in [22], [25] to gain stronger adversarial robustness. Stability criteria are enforced on unlabeled training data in [24], whereas the work in [26] specifically focuses on an unsupervised adversarial training procedure in the context of semi-supervised classification. Our model neither exploits adversarial training nor any adversary-aware training criteria aimed at gaining intrinsic regularity. We focus on the role of domain knowledge as an indirect means to increase adversarial robustness and, afterward, to detect adversarial examples. Therefore, the proposed work is not attack-dependent, and it is faster at training time as it does not require generating adversarial examples. We believe that using unlabeled data also to simulate attacks and incorporate them into the training process may further improve robustness. All the described methods could also be applied jointly with what we propose.

Rejection-based Approaches for Adversarial Examples. A different line of defenses, complementary with adversarial training, is based on detecting and rejecting samples sufficiently far from the training data in feature space. Our approach differs from other adversarial-example detectors [8], [13], [14], [15] as it has no additional training cost and negligible runtime cost. We are the first to show that domain knowledge can be used to reject adversarial examples and also to propose a detector that exploits unlabeled data.

6 CONCLUSIONS AND FUTURE WORK

In this paper we investigated the role of domain knowledge in adversarial settings. Focusing on multi-label classification, we injected knowledge expressed by First-Order Logic in the training stage of the classifier, not only with the aim of improving its quality, but also as a mean to build a detector of adversarial examples at no additional cost. We proposed a multi-label attack procedure and showed that knowledge-constrained classifiers can improve their robustness against both black-box and white-box attacks, and, using the same knowledge, they can detect adversarial attacks. We believe that these findings will open the investigation of domain knowledge as a feature to further improve the robustness of multi-label classifiers against adversarial attacks.

The proposed adversarial example rejection scheme is based on the idea of dealing with classifiers that fulfill the knowledge-related constraints over the space regions in which the non-malicious data are distributed, not guaranteeing such fulfillment in the rest of the space. While this is experimentally evaluated to be a key ingredient to profitably build a rejection strategy, we showed that advanced optimization strategies can fool the defense injecting a stronger perturbation than the one used to fool the undefended system. In future work we will consider intermixing adversarial training with knowledge constraints, to strengthen the violation of the constraints out of the distribution of the real data. We also plan to design a learnable model that decides whether to reject or not the examples in function of the fulfillment of each specific logic formula, going beyond a simple-but-effective threshold on the cumulative constraint loss.

ACKNOWLEDGMENT

This work was partly supported by the PRIN 2017 project RexLearn, funded by the Italian Ministry of Education, University and Research (grant no. 2017TWNMH2).

REFERENCES

- [1] C. Szegedy, W. Zaremba, I. Sutskever, J. Bruna, D. Erhan, I. Goodfellow, and R. Fergus, "Intriguing properties of neural networks," in *International Conference on Learning Representations*, 2014. [Online]. Available: <http://arxiv.org/abs/1312.6199>
- [2] B. Biggio, I. Corona, D. Maiorca, B. Nelson, N. Šrđić, P. Laskov, G. Giacinto, and F. Roli, "Evasion attacks against machine learning at test time," in *Machine Learning and Knowledge Discovery in Databases (ECML PKDD), Part III*, ser. LNCS, H. Blockeel, K. Kersting, S. Nijssen, and F. Železný, Eds., vol. 8190. Springer Berlin Heidelberg, 2013, pp. 387–402.
- [3] N. Papernot, P. McDaniel, and I. Goodfellow, "Transferability in machine learning: from phenomena to black-box attacks using adversarial samples," *arXiv preprint arXiv:1605.07277*, 2016.

- [4] I. Goodfellow, P. McDaniel, and N. Papernot, "Making machine learning robust against adversarial inputs," *Communications of the ACM*, vol. 61, no. 7, pp. 56–66, 2018.
- [5] N. Carlini, A. Athalye, N. Papernot, W. Brendel, J. Rauber, D. Tsipras, I. Goodfellow, A. Madry, and A. Kurakin, "On evaluating adversarial robustness," *arXiv preprint arXiv:1902.06705*, 2019.
- [6] A. Shafahi, W. R. Huang, C. Studer, S. Feizi, and T. Goldstein, "Are adversarial examples inevitable?" in *International Conference on Learning Representations*, 2019.
- [7] A. Sotgiu, A. Demontis, M. Melis, B. Biggio, G. Fumera, X. Feng, and F. Roli, "Deep neural rejection against adversarial examples," *EURASIP Journal on Information Security*, vol. 2020, pp. 1–10, 2020.
- [8] D. J. Miller, Z. Xiang, and G. Kesidis, "Adversarial learning targeting deep neural network classification: A comprehensive review of defenses against attacks," *Proceedings of the IEEE*, vol. 108, no. 3, pp. 402–433, 2020.
- [9] B. Biggio and F. Roli, "Wild patterns: Ten years after the rise of adversarial machine learning," *Pattern Recognition*, vol. 84, pp. 317–331, 2018.
- [10] I. J. Goodfellow, J. Shlens, and C. Szegedy, "Explaining and harnessing adversarial examples," *preprint arXiv:1412.6572*, 2014.
- [11] N. Papernot, P. McDaniel, X. Wu, S. Jha, and A. Swami, "Distillation as a defense to adversarial perturbations against deep neural networks," in *2016 IEEE Symposium on Security and Privacy (SP)*. IEEE, 2016, pp. 582–597.
- [12] A. Sinha, H. Namkoong, and J. Duchi, "Certifying some distributional robustness with principled adversarial training," *ICLR, arXiv preprint arXiv:1710.10571*, 2018.
- [13] N. Carlini and D. Wagner, "Adversarial examples are not easily detected: Bypassing ten detection methods," in *Proceedings of the ACM Workshop on Artificial Intelligence and Security*, 2017, pp. 3–14.
- [14] X. Ma, B. Li, Y. Wang, S. M. Erfani, S. Wijewickrema, G. Schoenebeck, D. Song, M. E. Houle, and J. Bailey, "Characterizing adversarial subspaces using local intrinsic dimensionality," *arXiv preprint arXiv:1801.02613*, 2018.
- [15] P. Samangouei, M. Kabkab, and R. Chellappa, "Defense-gan: Protecting classifiers against adversarial attacks using generative models," *ICLR, arXiv preprint arXiv:1805.06605*, 2018.
- [16] T. Pang, C. Du, Y. Dong, and J. Zhu, "Towards robust detection of adversarial examples," in *Neural Information Processing Systems*, 2018, pp. 4579–4589.
- [17] K. Lee, K. Lee, H. Lee, and J. Shin, "A simple unified framework for detecting out-of-distribution samples and adversarial attacks," in *Neural Information Processing Systems*, 2018, pp. 7167–7177.
- [18] A. Araujo, L. Meunier, R. Pinot, and B. Negrevergne, "Robust Neural Networks using Randomized Adversarial Training," *arXiv:1903.10219 [cs, stat]*, Feb. 2020, arXiv: 1903.10219. [Online]. Available: <http://arxiv.org/abs/1903.10219>
- [19] T. Miyato, S.-i. Maeda, M. Koyama, K. Nakae, and S. Ishii, "Distributional smoothing with virtual adversarial training," *ICLR, arXiv preprint arXiv:1507.00677*, 2015.
- [20] S. Park, J. Park, S.-J. Shin, and I.-C. Moon, "Adversarial dropout for supervised and semi-supervised learning," in *Thirty-Second AAAI Conference on Artificial Intelligence*, 2018.
- [21] S. Akcay, A. Atapour-Abarghouei, and T. P. Breckon, "Ganomaly: Semi-supervised anomaly detection via adversarial training," in *Asian Conference on Computer Vision*. Springer, 2018, pp. 622–637.
- [22] Y. Carmon, A. Raghuathan, L. Schmidt, J. C. Duchi, and P. S. Liang, "Unlabeled data improves adversarial robustness," in *Neural Information Processing Systems*, 2019, pp. 11 190–11 201.
- [23] T. Miyato, S.-i. Maeda, M. Koyama, and S. Ishii, "Virtual adversarial training: a regularization method for supervised and semi-supervised learning," *IEEE transactions on pattern analysis and machine intelligence*, vol. 41, no. 8, pp. 1979–1993, 2018.
- [24] R. Zhai, T. Cai, D. He, C. Dan, K. He, J. Hopcroft, and L. Wang, "Adversarially robust generalization just requires more unlabeled data," *arXiv preprint arXiv:1906.00555*, 2019.
- [25] A. Najafi, S.-i. Maeda, M. Koyama, and T. Miyato, "Robustness to adversarial perturbations in learning from incomplete data," in *Neural Information Processing Systems*, 2019, pp. 5542–5552.
- [26] J.-B. Alayrac, J. Uesato, P.-S. Huang, A. Fawzi, R. Stanforth, and P. Kohli, "Are labels required for improving adversarial robustness?" in *Neural Information Processing Systems*, 2019, pp. 12 214–12 223.
- [27] Q. Song, H. Jin, X. Huang, and X. Hu, "Multi-label adversarial perturbations," in *2018 IEEE International Conference on Data Mining (ICDM)*, 2018, pp. 1242–1247.
- [28] Y. Wu, D. Bamman, and S. Russell, "Adversarial training for relation extraction," in *Proceedings of the 2017 Conference on Empirical Methods in Natural Language Processing*, 2017, pp. 1778–1783.
- [29] R. Babbar and B. Schölkopf, "Adversarial extreme multi-label classification," *arXiv preprint arXiv:1803.01570*, 2018.
- [30] G. Gnecco, M. Gori, S. Melacci, and M. Sanguineti, "Foundations of support constraint machines," *Neural computation*, vol. 27, no. 2, pp. 388–480, 2015.
- [31] M. Diligenti, M. Gori, and C. Sacca, "Semantic-based regularization for learning and inference," *Artificial Intelligence*, vol. 244, pp. 143–165, 2017.
- [32] K. Grosse, P. Manoharan, N. Papernot, M. Backes, and P. McDaniel, "On the (statistical) detection of adversarial examples," *arXiv preprint arXiv:1702.06280*, 2017.
- [33] S. Melacci and M. Belkin, "Laplacian Support Vector Machines Trained in the Primal," *Journal of Machine Learning Research*, vol. 12, pp. 1149–1184, March 2011.
- [34] N. Carlini, A. Athalye, N. Papernot, W. Brendel, J. Rauber, D. Tsipras, I. Goodfellow, A. Madry, and A. Kurakin, "On evaluating adversarial robustness," *ArXiv e-prints*, vol. 1902.06705, 2019.
- [35] A. Athalye, N. Carlini, and D. A. Wagner, "Obfuscated gradients give a false sense of security: Circumventing defenses to adversarial examples," in *ICML*, vol. 80. JMLR.org, 2018, pp. 274–283.
- [36] M. Gori and S. Melacci, "Constraint verification with kernel machines," *IEEE Trans. Neural Networks Learn. Syst.*, vol. 24, no. 5, pp. 825–831, 2013.
- [37] E. P. Klement, R. Mesiar, and E. Pap, *Triangular norms*. Springer Science & Business Media, 2013, vol. 8.
- [38] M. Hein, M. Andriushchenko, and J. Bitterwolf, "Why relu networks yield high-confidence predictions far away from the training data and how to mitigate the problem," in *Proceedings of the IEEE Conference on Computer Vision and Pattern Recognition*, 2019, pp. 41–50.
- [39] D. Hendrycks and K. Gimpel, "A baseline for detecting misclassified and out-of-distribution examples in neural networks," *ICLR, arXiv preprint arXiv:1610.02136*, 2017.
- [40] —, "Early methods for detecting adversarial images," *arXiv preprint arXiv:1608.00530*, 2016.
- [41] S. Teso, "Does symbolic knowledge prevent adversarial fooling?" *arXiv preprint arXiv:1912.10834*, 2019.
- [42] A. Bendale and T. E. Boulton, "Towards open set deep networks," in *Proceedings of the IEEE conference on computer vision and pattern recognition*, 2016, pp. 1563–1572.
- [43] A. Demontis, M. Melis, M. Pintor, M. Jagielski, B. Biggio, A. Oprea, C. Nita-Rotaru, and F. Roli, "Why do adversarial attacks transfer? Explaining transferability of evasion and poisoning attacks," in *28th USENIX Security Symposium (USENIX Security 19)*. USENIX Association, 2019.
- [44] F. Croce and M. Hein, "Reliable evaluation of adversarial robustness with an ensemble of diverse parameter-free attacks," in *International Conference on Machine Learning*, 2020, pp. 1–12.
- [45] N. Carlini and D. A. Wagner, "Towards evaluating the robustness of neural networks," in *IEEE Symposium on Security and Privacy*. IEEE Computer Society, 2017, pp. 39–57.
- [46] I. Donadello, L. Serafini, and A. d. Garcez, "Logic tensor networks for semantic image interpretation," *arXiv preprint arXiv:1705.08968*, 2017.
- [47] P. H. Winston and B. K. Horn, "Lisp," 1986.
- [48] M. Melis, A. Demontis, B. Biggio, G. Brown, G. Fumera, and F. Roli, "Is deep learning safe for robot vision? Adversarial examples against the iCub humanoid," in *ICCVW Vision in Practice on Autonomous Robots (ViPAR)*. IEEE, 2017, pp. 751–759.
- [49] A. Sotgiu, A. Demontis, M. Melis, B. Biggio, G. Fumera, X. Feng, and F. Roli, "Deep neural rejection against adversarial examples," *EURASIP J. Information Security*, vol. 2020, no. 5, 2020.
- [50] A. Madry, A. Makelov, L. Schmidt, D. Tsipras, and A. Vladu, "Towards deep learning models resistant to adversarial attacks," in *ICLR*, 2018.
- [51] F. Croce and M. Hein, "Minimally distorted adversarial examples with a fast adaptive boundary attack," in *Proceedings of the 37th International Conference on Machine Learning*, ser. Proceedings of Machine Learning Research, H. D. III and A. Singh, Eds., vol. 119. Virtual: PMLR, 13–18 Jul 2020, pp. 2196–2205. [Online]. Available: <http://proceedings.mlr.press/v119/croce20a.html>
- [52] M. Andriushchenko, F. Croce, N. Flammarion, and M. Hein, "Square Attack: A Query-Efficient Black-Box Adversarial Attack via Random Search," in *Computer Vision – ECCV 2020*, A. Vedaldi,

H. Bischof, T. Brox, and J.-M. Frahm, Eds. Cham: Springer International Publishing, 2020, pp. 484–501.



Stefano Melacci received the M.S. Degree in Computer Engineering (cum laude) and the PhD degree in Computer Science (Information Engineering) from the University of Siena, Italy, in 2006 and 2010, respectively. He worked as Visiting Scientist at the Computer Science and Engineering Department of the Ohio State University, Columbus, USA, and he is currently Associate Professor of the Department of Information Engineering and Mathematics, University of Siena.

His research interests include machine learning and pattern recognition, mainly focused on Neural Networks and Kernel Machines, with applications to Computer Vision and Natural Language Processing tasks. He serves as Associate Editor of the IEEE Transactions on Neural Network and Learning Systems.



Gabriele Ciravegna is a PhD student at the University of Siena since 2018 under the supervision of Professor Marco Gori. In 2018 he received the master's degree in Computer Engineering with honors at the Polytechnic University of Turin. He has always been interested in the machine learning field. Nowadays, he is focused on overcoming the intrinsic limits of machine learning and neural networks, especially in the context of Explainable AI. He presented his works in several international venues such as AAAI, IJCAI, IJCNN.

He also serves as reviewer in conferences and journals that are about Neural Networks, such as IEEE Transactions on Neural Networks and Learning Systems.



Angelo Sotgiu is a Ph.D. student in Electronic and Computer Engineering at the University of Cagliari, Italy. He received his M. Sc. in Telecommunication Engineering with honors from the University of Cagliari, Italy, in 2019. His research interests include secure machine learning and computer security. He serves as a reviewer for several journals and conferences in the machine learning and computer security area.



Ambra Demontis is an Assistant Professor at the University of Cagliari, Italy. She received her M.Sc. degree (Hons.) in Computer Science and her Ph.D. degree in Electronic Engineering and Computer Science from the University of Cagliari, Italy, respectively, in 2014 and 2018. Her research interests include secure machine learning, kernel methods, and computer security. In particular, she has provided contributions to the design of secure machine learning systems in the presence of intelligent attackers and highlighted interesting trade-offs between their complexity and security.

She co-organizes the AISec workshop, serves on the program committee of different conferences and workshops, such as IJCAI and DLS, and as a reviewer for several journals, such as TNNLS, TOPS Machine Learning, and Pattern Recognition. She is a Member of the IEEE and the IAPR.



Battista Biggio (MSc 2006, PhD 2010) is Assistant Professor at the University of Cagliari, Italy, and co-founder of Pluribus One (<https://www.pluribus-one.it>). His research interests include machine learning, biometrics and cybersecurity. He has provided pioneering contributions in the area of adversarial machine learning, demonstrating gradient-based evasion and poisoning attacks, and how to mitigate them, playing a leading role in the establishment and advancement of this research field. He regularly serves

as a program committee member for the most prestigious conferences and journals in the area of machine learning and computer security (ICML, NeurIPS, ICLR, IEEE SP, USENIX Sec.). He chaired the IAPR TC on Statistical Pattern Recognition Techniques, co-organized the S+SSPR, AISec and DLS workshops, and serves as Associate Editor for Pattern Recognition, IEEE TNNLS and IEEE CIM. Dr. Biggio is a senior member of the IEEE and member of the IAPR and of the ACM.



Marco Gori received the Ph.D. degree in 1990 from Università di Bologna, Italy, working partly at the School of Computer Science (McGill University, Montreal). He is currently full professor of computer science at the University of Siena. His main interests are in machine learning with applications to computer vision, Web mining, and game playing. He was the leader of the WebCrow project for automatic solving of cross-words, that outperformed human competitors in an official competition which took place during

the ECAI-06 conference. As a follow up of this grand challenge he founded QuestIt, a spin-off company of the University of Siena, working in the field of question-answering. He is co-author of "Web Dragons: Inside the myths of search engines technologies," Morgan Kauffman (Elsevier), 2006, and "Machine Learning: A Constrained-Based Approach," Morgan Kauffman (Elsevier), 2018. Dr. Gori was the Chairman of the Italian Chapter of the IEEE Computational Intelligence Society, and the President of the Italian Association for Artificial Intelligence. He is a fellow of the IEEE, ECCAI, IAPR, and he is in the list of top Italian scientists http://www.topitalianscientists.org/top_italian_scientists.aspx



Fabio Roli received his Ph.D. in Electronic Engineering from the University of Genoa, Italy. He was a research group member of the University of Genoa ('88-'94), and adjunct professor at the University of Trento ('93-'94). In 1995, he joined the Department of Electrical and Electronic Engineering of the University of Cagliari, where he is now Full Professor of Computer Engineering and Director of the Pattern Recognition and Applications laboratory (<https://pralab.diee.unica.it/>). He is partner and R&D manager of the company

Pluribus One that he co-founded (<https://www.pluribus-one.it>). He has been doing research on the design of pattern recognition and machine learning systems for thirty years. He was a very active organizer of international conferences and workshops, and established the popular workshop series on multiple classifier systems. Dr. Roli is Fellow of the IEEE and of the IAPR.

Supplementary Material

We report here some additional details on the attack optimization process and on the parameter settings used in our experiments, along with the complete list of the domain-knowledge constraints available for the considered datasets.

APPENDIX A

ATTACK OPTIMIZATION

Our attack optimizes Eq. (11) via projected gradient descent. Black-box attacks are non-adaptive, and thus ignore the defense mechanism. For this reason, the constraint loss term φ in our attack is ignored by setting its multiplier $\alpha = 0$ and $\kappa = \infty$. For white-box attacks on ANIMALS and PASCAL-PART, we set $\alpha = 0.1$ and $\alpha = 1$, respectively, while setting $\kappa = 2$. These values are chosen to appropriately scale the values of the constraint loss term φ w.r.t. the logit difference (i.e., the first term in Eq. 11, lower bounded by -2κ). This is required to have the sample misclassified while also fulfilling the domain-knowledge constraints. The process is better illustrated in Figs. 7 and 8, in which we respectively report the behavior of the black-box and white-box attack optimization on a single image from the ANIMALS dataset, with $\epsilon = 1$. In particular, in each Figure we report the source image, the (magnified) adversarial perturbation, and the resulting adversarial examples, along with some plots describing the optimization process, i.e., how the attack loss of Eq. (11) is minimized across iterations, and how the softmax-scaled outputs on the main classes and the logarithm of the constraint loss φ change accordingly.

In both the black-box and white-box cases, the attack loss is progressively reduced during the iterations of the optimization procedure. While the *albatross* prediction is progressively transformed into *ostrich*, the constraint loss increases across iterations, exceeding the rejection threshold. Thus, the adversarial example is correctly detected. Similarly, the white-box attack is able to initially flip the prediction from *albatross* to *ostrich*, allowing the constraint loss to increase. However, after this initial phase, the attack correctly reduces the constraint loss after its initial bump, bringing its value below the rejection threshold. The system thus fails to detect the corresponding adversarial example. Finally, it is also worth remarking that, in both cases, the final perturbations do not substantially compromise the source image content, remaining essentially imperceptible to the human eye.

APPENDIX B

DOMAIN KNOWLEDGE

Each dataset is composed of a set of classes that, for convenience, we associate to logic predicates. Such predicates participate in First-Order Logic (FOL) formulas that model the available domain knowledge. The FOL formulas that define the domain knowledge of the ANIMALS, CIFAR-100 and PASCAL-Part data are reported in Table 7, Table 8, and Table 10, respectively, where each predicate is indicated with capital letters. In each table (bottom part) we also report those rules that are about activating at least one of the classes of each level of the hierarchy. Following the

nomenclature used in the paper, the main classes of the ANIMALS dataset are ALBATROSS, GIRAFFE, CHEETAH, OSTRICH, PENGUIN, TIGER, ZEBRA, while the other categories are MAMMAL, HAIR, MILK, FEATHERS, BIRD, FLY, LAYEGGS, MEAT, CARNIVORE, POINT-EDTEETH, CLAWS, FORWARDAYS, HOOFS, UNGULATE, CUD, EVENTOED, TAWNY, BLACKSTRIPES, LONGLEGS, LONGNECK, DARKSPOTS, WHITE, BLACK, SWIM, BLACKWHITE, GOODFLIER. In the case of the CIFAR-100 dataset, the main classes are the ones associated with the predicates of Table 8 that belong to the premises of the shortest FOL formulas (i.e., the formulas in the form $A(x) \Rightarrow B(x)$, where the main class is A). Formulas in PASCAL-Part are relationships between objects and object-parts. The same part can belong to multiple objects, and in each objects several parts might be visible. See Table 10 for the list of classes (main classes are in the premises of the second block of formulas).

In ANIMALS and CIFAR-100, a mutual exclusion predicate is imposed on the main classes. As a matter of fact, in these two datasets, each image is only about a single main class. The $\text{mutual_excl}(p_1, p_2, \dots, p_n)$ predicate defined below, can be devised in different ways. The first, straightforward approach consists in considering the disjunction of the true cases in the truth table of the predicate:

$$\text{mutual_excl}(p_1, p_2, \dots, p_n) = \bigvee_{i=0}^n \left(p_i(x) \wedge \bigwedge_{j=0, j \neq i}^n \neg p_j(x) \right), \quad i, j \in M, \quad (12)$$

where M is the set of the main classes, with cardinality n and $p_i(x)$ is the logic predicate corresponding to the i -th output of the network $f_i(x)$. This formulation of the mutual_excl predicate is what we used in the ANIMALS dataset. When there are several classes, as in CIFAR-100, this formulation leads to optimization issues, since it turned out to be complicated to find a good balance between the effect of this constraint and the supervision-fitting term. For this reason, the mutual exclusivity in CIFAR-100 was defined as a disjunction of the main classes followed by a set of implications that are used to implement the mutual exclusion of the predicates,

$$\text{mutual_excl}(p_1, p_2, \dots, p_n) = \left\{ \begin{array}{l} \bigvee_{i=0}^n p_i(x), \\ p_i \Rightarrow \bigwedge_{j=0, j \neq i}^n \neg p_j(x), \quad \forall i \in M \end{array} \right. \quad (13)$$

that resulted easier to tune, since we have multiple soft constraints that could be eventually violated to accommodate the optimization procedure.

APPENDIX C

RESULTS WITH SOTA ATTACK STRATEGIES

In order to better support the experimental analysis of Section 4.3, we report some examples of adversarial examples generated by the APGD-CE algorithm of the AutoAttack [44] library, ANIMALS dataset. In particular, in Fig. 9 and Fig. 10, we plot the two adversarial examples with highest supervision loss (and low constraint loss) and with highest constraint loss (and low supervision loss) (see also Fig. 5 of the main paper). No evident visual pattern is noticeable to distinguish the two cases.

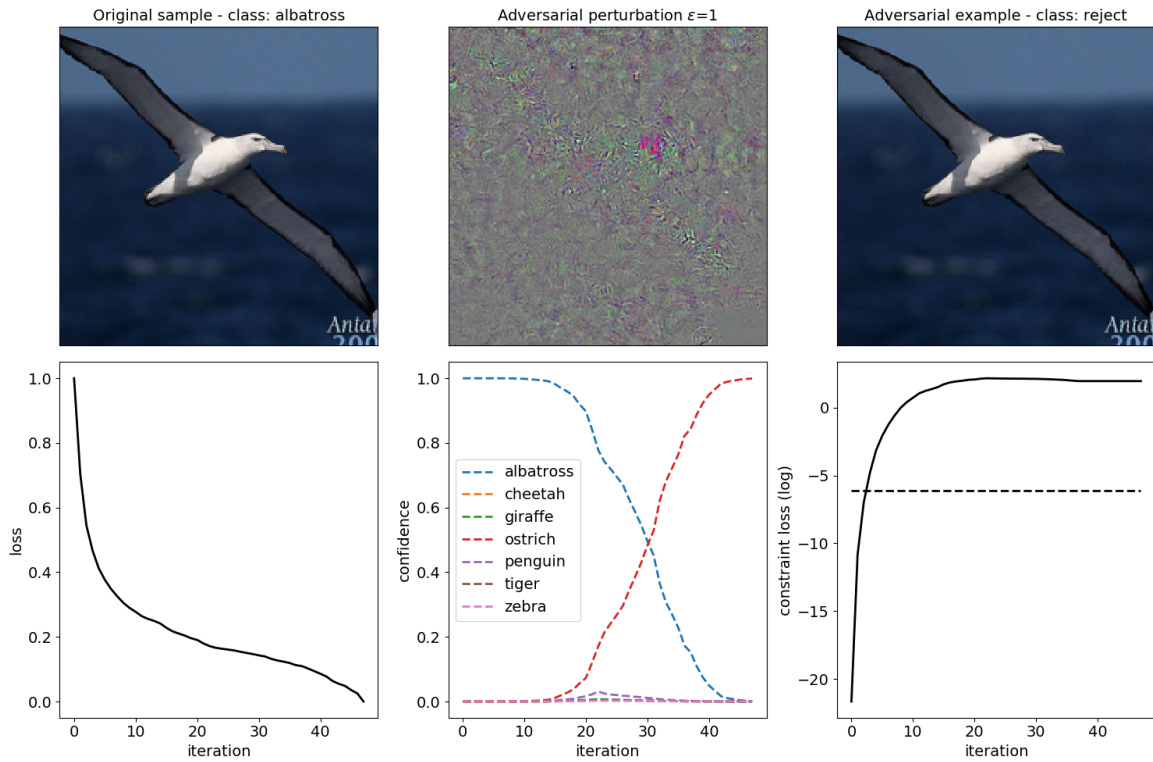


Fig. 7: Black-box attack on the ANIMALS dataset. While the attack is able to flip the initial prediction from *albatross* to *ostrich*, the attack is eventually detected as the constraint loss remains above the rejection threshold (dashed black line).

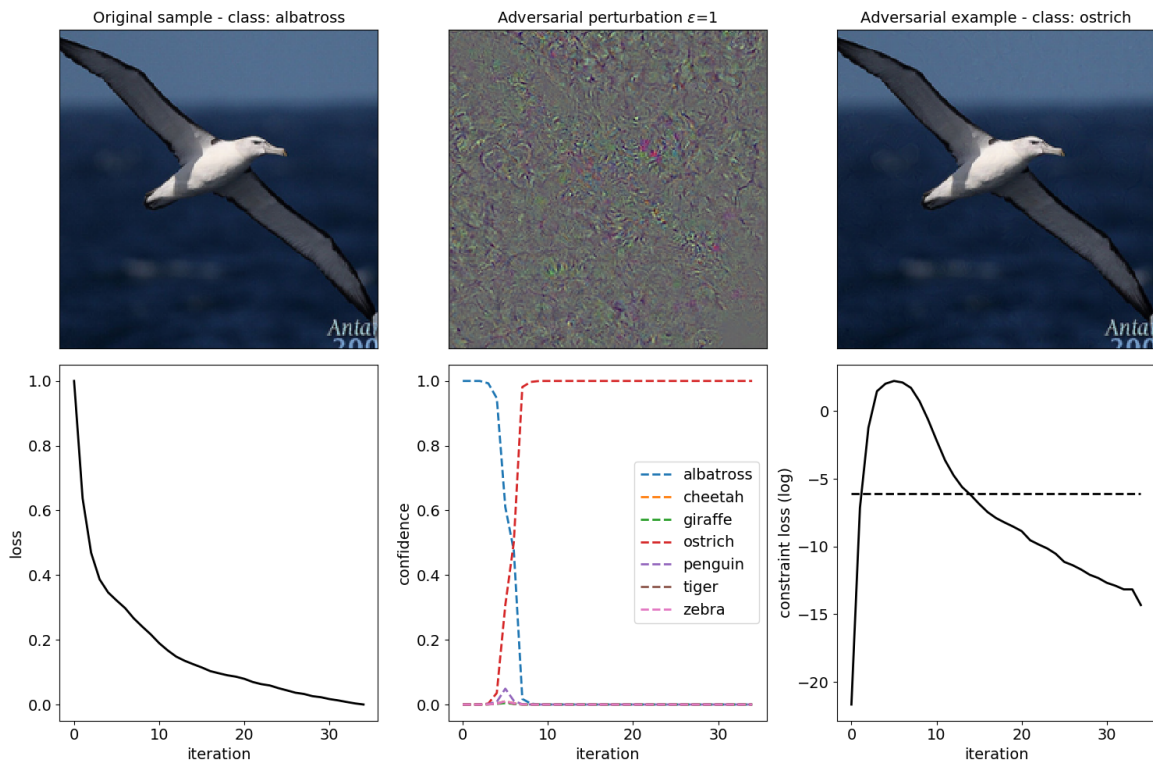


Fig. 8: White-box attack on the ANIMALS dataset. The attack is able to flip the initial prediction from *albatross* to *ostrich*, and then starts reducing the constraint loss which eventually falls below the rejection threshold (dashed black line). The attack sample remains thus undetected.




Fig. 9: Adversarial examples with highest supervision loss (low constraint loss), APGD-CE attack, ANIMALS dataset.




Fig. 10: Adversarial examples with highest constraint loss (low supervision loss), APGD-CE attack, ANIMALS dataset.

TABLE 7: Domain knowledge, ANIMALS dataset.

$\forall x$	$\text{HAIR}(x) \vee \text{MAMMAL}(x)$
$\forall x$	$\text{MILK}(x) \Rightarrow \text{MAMMAL}(x)$
$\forall x$	$\text{FEATHER}(x) \Rightarrow \text{BIRD}(x)$
$\forall x$	$\text{FLY}(x) \wedge \text{LAYEGGS}(x) \Rightarrow \text{BIRD}(x)$
$\forall x$	$\text{MAMMAL}(x) \wedge \text{MEAT}(x) \Rightarrow \text{CARNIVORE}(x)$
$\forall x$	$\text{MAMMAL}(x) \wedge \text{POINTEDTEETH}(x) \wedge \text{CLAWS}(x) \wedge \text{FORWARDEYES}(x) \Rightarrow \text{CARNIVORE}(x)$
$\forall x$	$\text{MAMMAL}(x) \wedge \text{HOOFS}(x) \Rightarrow \text{UNGULATE}(x)$
$\forall x$	$\text{MAMMAL}(x) \wedge \text{CUD}(x) \Rightarrow \text{UNGULATE}(x)$
$\forall x$	$\text{MAMMAL}(x) \wedge \text{CUD}(x) \Rightarrow \text{EVENTOED}(x)$
$\forall x$	$\text{CARNIVORE}(x) \wedge \text{TAWNY}(x) \wedge \text{DARKSPOTS}(x) \Rightarrow \text{CHEETAH}(x)$
$\forall x$	$\text{CARNIVORE}(x) \wedge \text{TAWNY}(x) \wedge \text{BLACKSTRIPES}(x) \Rightarrow \text{TIGER}(x)$
$\forall x$	$\text{UNGULATE}(x) \wedge \text{LONGLEGS}(x) \wedge \text{LONGNECK}(x) \wedge \text{TAWNY}(x) \wedge \text{DARKSPOTS}(x) \Rightarrow \text{GIRAFFE}(x)$
$\forall x$	$\text{BLACKSTRIPES}(x) \wedge \text{UNGULATE}(x) \wedge \text{WHITE}(x) \Rightarrow \text{ZEBRA}(x)$
$\forall x$	$\text{BIRD}(x) \wedge \neg \text{FLY}(x) \wedge \text{LONGLEGS}(x) \wedge \text{LONGNECK}(x) \wedge \text{BLACK}(x) \Rightarrow \text{OSTRICH}(x)$
$\forall x$	$\text{BIRD}(x) \wedge \neg \text{FLY}(x) \wedge \text{SWIM}(x) \wedge \text{BLACKWHITE}(x) \Rightarrow \text{PENGUIN}(x)$
$\forall x$	$\text{BIRD}(x) \wedge \text{GOODFLIER}(x) \Rightarrow \text{ALBATROSS}(x)$
$\forall x$	$\text{mutual_excl}(\text{ALBATROSS}(x), \text{GIRAFFE}(x), \text{CHEETAH}(x), \text{OSTRICH}(x), \text{PENGUIN}(x), \text{TIGER}(x), \text{ZEBRA}(x))$
$\forall x$	$\text{MAMMAL}(x) \vee \text{HAIR}(x) \vee \text{MILK}(x) \vee \text{FEATHERS}(x) \vee \text{BIRD}(x) \vee \text{FLY}(x) \vee \text{LAYEGGS}(x) \vee \text{MEAT}(x)$
$\forall x$	$\text{CARNIVORE}(x) \vee \text{POINTEDTEETH}(x) \vee \text{CLAWS}(x) \vee \text{FORWARDEYES}(x) \vee \text{HOOFS}(x) \vee \text{UNGULATE}(x)$
$\forall x$	$\text{CUD}(x) \vee \text{EVENTOED}(x) \vee \text{TAWNY}(x) \vee \text{BLACKSTRIPES}(x) \vee \text{LONGLEGS}(x) \vee \text{LONGNECK}(x)$
$\forall x$	$\text{DARKSPOTS}(x) \vee \text{WHITE}(x) \vee \text{BLACK}(x) \vee \text{SWIM}(x) \vee \text{BLACKWHITE}(x) \vee \text{GOODFLIER}(x)$

TABLE 8: Domain knowledge, CIFAR-100 dataset.

$\forall x$	$\text{AQUATIC_MAMMALS}(x) \Rightarrow (\text{BEAVER}(x) \vee \text{DOLPHIN}(x) \vee \text{OTTER}(x) \vee \text{SEAL}(x) \vee \text{WHALE}(x))$
$\forall x$	$\text{BEAVER}(x) \Rightarrow \text{AQUATIC_MAMMALS}(x)$
$\forall x$	$\text{DOLPHIN}(x) \Rightarrow \text{AQUATIC_MAMMALS}(x)$
$\forall x$	$\text{OTTER}(x) \Rightarrow \text{AQUATIC_MAMMALS}(x)$
$\forall x$	$\text{SEAL}(x) \Rightarrow \text{AQUATIC_MAMMALS}(x)$
$\forall x$	$\text{WHALE}(x) \Rightarrow \text{AQUATIC_MAMMALS}(x)$
$\forall x$	$\text{FISH}(x) \Rightarrow (\text{AQUARIUM_FISH}(x) \vee \text{FLATFISH}(x) \vee \text{RAY}(x) \vee \text{SHARK}(x) \vee \text{TROUT}(x))$
$\forall x$	$\text{AQUARIUM_FISH}(x) \Rightarrow \text{FISH}(x)$
$\forall x$	$\text{FLATFISH}(x) \Rightarrow \text{FISH}(x)$
$\forall x$	$\text{RAY}(x) \Rightarrow \text{FISH}(x)$
$\forall x$	$\text{SHARK}(x) \Rightarrow \text{FISH}(x)$
$\forall x$	$\text{TROUT}(x) \Rightarrow \text{FISH}(x)$
$\forall x$	$\text{FLOWERS}(x) \Rightarrow (\text{ORCHID}(x) \vee \text{POPPY}(x) \vee \text{ROSE}(x) \vee \text{SUNFLOWER}(x) \vee \text{TULIP}(x))$
$\forall x$	$\text{ORCHID}(x) \Rightarrow \text{FLOWERS}(x)$
$\forall x$	$\text{POPPY}(x) \Rightarrow \text{FLOWERS}(x)$
$\forall x$	$\text{ROSE}(x) \Rightarrow \text{FLOWERS}(x)$
$\forall x$	$\text{SUNFLOWER}(x) \Rightarrow \text{FLOWERS}(x)$
$\forall x$	$\text{TULIP}(x) \Rightarrow \text{FLOWERS}(x)$
$\forall x$	$\text{FOOD_CONTAINERS}(x) \Rightarrow (\text{BOTTLE}(x) \vee \text{BOWL}(x) \vee \text{CAN}(x) \vee \text{CUP}(x) \vee \text{PLATE}(x))$
$\forall x$	$\text{BOTTLE}(x) \Rightarrow \text{FOOD_CONTAINERS}(x)$
$\forall x$	$\text{BOWL}(x) \Rightarrow \text{FOOD_CONTAINERS}(x)$
$\forall x$	$\text{CAN}(x) \Rightarrow \text{FOOD_CONTAINERS}(x)$
$\forall x$	$\text{CUP}(x) \Rightarrow \text{FOOD_CONTAINERS}(x)$
$\forall x$	$\text{PLATE}(x) \Rightarrow \text{FOOD_CONTAINERS}(x)$
$\forall x$	$\text{FRUIT_AND_VEGETABLES}(x) \Rightarrow (\text{APPLE}(x) \vee \text{MUSHROOM}(x) \vee \text{ORANGE}(x) \vee \text{PEAR}(x) \vee \text{SWEET_PEPPER}(x))$
$\forall x$	$\text{APPLE}(x) \Rightarrow \text{FRUIT_AND_VEGETABLES}(x)$
$\forall x$	$\text{MUSHROOM}(x) \Rightarrow \text{FRUIT_AND_VEGETABLES}(x)$
$\forall x$	$\text{ORANGE}(x) \Rightarrow \text{FRUIT_AND_VEGETABLES}(x)$
$\forall x$	$\text{PEAR}(x) \Rightarrow \text{FRUIT_AND_VEGETABLES}(x)$
$\forall x$	$\text{SWEET_PEPPER}(x) \Rightarrow \text{FRUIT_AND_VEGETABLES}(x)$
$\forall x$	$\text{HOUSEHOLD_ELECTRICAL_DEVICES}(x) \Rightarrow (\text{CLOCK}(x) \vee \text{KEYBOARD}(x) \vee \text{LAMP}(x) \vee \text{TELEPHONE}(x) \vee \text{TELEVISION}(x))$
$\forall x$	$\text{CLOCK}(x) \Rightarrow \text{HOUSEHOLD_ELECTRICAL_DEVICES}(x)$
$\forall x$	$\text{KEYBOARD}(x) \Rightarrow \text{HOUSEHOLD_ELECTRICAL_DEVICES}(x)$
$\forall x$	$\text{LAMP}(x) \Rightarrow \text{HOUSEHOLD_ELECTRICAL_DEVICES}(x)$
$\forall x$	$\text{TELEPHONE}(x) \Rightarrow \text{HOUSEHOLD_ELECTRICAL_DEVICES}(x)$
$\forall x$	$\text{TELEVISION}(x) \Rightarrow \text{HOUSEHOLD_ELECTRICAL_DEVICES}(x)$
$\forall x$	$\text{HOUSEHOLD_FURNITURE}(x) \Rightarrow (\text{BED}(x) \vee \text{CHAIR}(x) \vee \text{COUCH}(x) \vee \text{TABLE}(x) \vee \text{WARDROBE}(x))$
$\forall x$	$\text{BED}(x) \Rightarrow \text{HOUSEHOLD_FURNITURE}(x)$
$\forall x$	$\text{CHAIR}(x) \Rightarrow \text{HOUSEHOLD_FURNITURE}(x)$
$\forall x$	$\text{COUCH}(x) \Rightarrow \text{HOUSEHOLD_FURNITURE}(x)$
$\forall x$	$\text{TABLE}(x) \Rightarrow \text{HOUSEHOLD_FURNITURE}(x)$
$\forall x$	$\text{WARDROBE}(x) \Rightarrow \text{HOUSEHOLD_FURNITURE}(x)$
$\forall x$	$\text{INSECTS}(x) \Rightarrow (\text{BEE}(x) \vee \text{BEETLE}(x) \vee \text{BUTTERFLY}(x) \vee \text{CATERPILLAR}(x) \vee \text{COCKROACH}(x))$
$\forall x$	$\text{BEE}(x) \Rightarrow \text{INSECTS}(x)$
$\forall x$	$\text{BEETLE}(x) \Rightarrow \text{INSECTS}(x)$
$\forall x$	$\text{BUTTERFLY}(x) \Rightarrow \text{INSECTS}(x)$
$\forall x$	$\text{CATERPILLAR}(x) \Rightarrow \text{INSECTS}(x)$
$\forall x$	$\text{COCKROACH}(x) \Rightarrow \text{INSECTS}(x)$
$\forall x$	$\text{LARGE_CARNIVORES}(x) \Rightarrow (\text{BEAR}(x) \vee \text{LEOPARD}(x) \vee \text{LION}(x) \vee \text{TIGER}(x) \vee \text{WOLF}(x))$
$\forall x$	$\text{BEAR}(x) \Rightarrow \text{LARGE_CARNIVORES}(x)$
$\forall x$	$\text{LEOPARD}(x) \Rightarrow \text{LARGE_CARNIVORES}(x)$
$\forall x$	$\text{LION}(x) \Rightarrow \text{LARGE_CARNIVORES}(x)$
$\forall x$	$\text{TIGER}(x) \Rightarrow \text{LARGE_CARNIVORES}(x)$
$\forall x$	$\text{WOLF}(x) \Rightarrow \text{LARGE_CARNIVORES}(x)$
$\forall x$	$\text{LARGE_MAN-MADE_OUTDOOR_THINGS}(x) \Rightarrow (\text{BRIDGE}(x) \vee \text{CASTLE}(x) \vee \text{HOUSE}(x) \vee \text{ROAD}(x) \vee \text{SKYSCRAPER}(x))$
$\forall x$	$\text{BRIDGE}(x) \Rightarrow \text{LARGE_MAN-MADE_OUTDOOR_THINGS}(x)$
$\forall x$	$\text{CASTLE}(x) \Rightarrow \text{LARGE_MAN-MADE_OUTDOOR_THINGS}(x)$
$\forall x$	$\text{HOUSE}(x) \Rightarrow \text{LARGE_MAN-MADE_OUTDOOR_THINGS}(x)$
$\forall x$	$\text{ROAD}(x) \Rightarrow \text{LARGE_MAN-MADE_OUTDOOR_THINGS}(x)$
$\forall x$	$\text{SKYSCRAPER}(x) \Rightarrow \text{LARGE_MAN-MADE_OUTDOOR_THINGS}(x)$
$\forall x$	$\text{LARGE_NATURAL_OUTDOOR_SCENES}(x) \Rightarrow (\text{CLOUD}(x) \vee \text{FOREST}(x) \vee \text{MOUNTAIN}(x) \vee \text{PLAIN}(x) \vee \text{SEA}(x))$
$\forall x$	$\text{CLOUD}(x) \Rightarrow \text{LARGE_NATURAL_OUTDOOR_SCENES}(x)$
$\forall x$	$\text{FOREST}(x) \Rightarrow \text{LARGE_NATURAL_OUTDOOR_SCENES}(x)$
$\forall x$	$\text{MOUNTAIN}(x) \Rightarrow \text{LARGE_NATURAL_OUTDOOR_SCENES}(x)$
$\forall x$	$\text{PLAIN}(x) \Rightarrow \text{LARGE_NATURAL_OUTDOOR_SCENES}(x)$
$\forall x$	$\text{SEA}(x) \Rightarrow \text{LARGE_NATURAL_OUTDOOR_SCENES}(x)$
$\forall x$	$\text{LARGE_OMNIVORES_AND_HERBIVORES}(x) \Rightarrow (\text{CAMEL}(x) \vee \text{CATTLE}(x) \vee \text{CHIMPANZEE}(x) \vee \text{ELEPHANT}(x) \vee \text{KANGAROO}(x))$
$\forall x$	$\text{CAMEL}(x) \Rightarrow \text{LARGE_OMNIVORES_AND_HERBIVORES}(x)$

$\forall x$	$CATTLE(x) \Rightarrow LARGE_OMNIVORES_AND_HERBIVORES(x)$
$\forall x$	$CHIMPANZEE(x) \Rightarrow LARGE_OMNIVORES_AND_HERBIVORES(x)$
$\forall x$	$ELEPHANT(x) \Rightarrow LARGE_OMNIVORES_AND_HERBIVORES(x)$
$\forall x$	$KANGAROO(x) \Rightarrow LARGE_OMNIVORES_AND_HERBIVORES(x)$
$\forall x$	$MEDIUM_MAMMALS(x) \Rightarrow (FOX(x) \vee PORCUPINE(x) \vee POSSUM(x) \vee RACCOON(x) \vee SKUNK(x))$
$\forall x$	$FOX(x) \Rightarrow MEDIUM_MAMMALS(x)$
$\forall x$	$PORCUPINE(x) \Rightarrow MEDIUM_MAMMALS(x)$
$\forall x$	$POSSUM(x) \Rightarrow MEDIUM_MAMMALS(x)$
$\forall x$	$RACCOON(x) \Rightarrow MEDIUM_MAMMALS(x)$
$\forall x$	$SKUNK(x) \Rightarrow MEDIUM_MAMMALS(x)$
$\forall x$	$NON-INSECT_INVERTEBRATES(x) \Rightarrow (CRAB(x) \vee LOBSTER(x) \vee SNAIL(x) \vee SPIDER(x) \vee WORM(x))$
$\forall x$	$CRAB(x) \Rightarrow NON-INSECT_INVERTEBRATES(x)$
$\forall x$	$LOBSTER(x) \Rightarrow NON-INSECT_INVERTEBRATES(x)$
$\forall x$	$SNAIL(x) \Rightarrow NON-INSECT_INVERTEBRATES(x)$
$\forall x$	$SPIDER(x) \Rightarrow NON-INSECT_INVERTEBRATES(x)$
$\forall x$	$WORM(x) \Rightarrow NON-INSECT_INVERTEBRATES(x)$
$\forall x$	$PEOPLE(x) \Rightarrow (BABY(x) \vee MAN(x) \vee WOMAN(x) \vee BOY(x) \vee GIRL(x))$
$\forall x$	$BABY(x) \Rightarrow PEOPLE(x)$
$\forall x$	$BOY(x) \Rightarrow PEOPLE(x)$
$\forall x$	$GIRL(x) \Rightarrow PEOPLE(x)$
$\forall x$	$MAN(x) \Rightarrow PEOPLE(x)$
$\forall x$	$WOMAN(x) \Rightarrow PEOPLE(x)$
$\forall x$	$REPTILES(x) \Rightarrow (CROCODILE(x) \vee DINOSAUR(x) \vee LIZARD(x) \vee SNAKE(x) \vee TURTLE(x))$
$\forall x$	$CROCODILE(x) \Rightarrow REPTILES(x)$
$\forall x$	$DINOSAUR(x) \Rightarrow REPTILES(x)$
$\forall x$	$LIZARD(x) \Rightarrow REPTILES(x)$
$\forall x$	$SNAKE(x) \Rightarrow REPTILES(x)$
$\forall x$	$TURTLE(x) \Rightarrow REPTILES(x)$
$\forall x$	$SMALL_MAMMALS(x) \Rightarrow (HAMSTER(x) \vee MOUSE(x) \vee RABBIT(x) \vee SHREW(x) \vee SQUIRREL(x))$
$\forall x$	$HAMSTER(x) \Rightarrow SMALL_MAMMALS(x)$
$\forall x$	$MOUSE(x) \Rightarrow SMALL_MAMMALS(x)$
$\forall x$	$RABBIT(x) \Rightarrow SMALL_MAMMALS(x)$
$\forall x$	$SHREW(x) \Rightarrow SMALL_MAMMALS(x)$
$\forall x$	$SQUIRREL(x) \Rightarrow SMALL_MAMMALS(x)$
$\forall x$	$TREES(x) \Rightarrow (MAPLE_TREE(x) \vee OAK_TREE(x) \vee PALM_TREE(x) \vee PINE_TREE(x) \vee WILLOW_TREE(x))$
$\forall x$	$MAPLE_TREE(x) \Rightarrow TREES(x)$
$\forall x$	$OAK_TREE(x) \Rightarrow TREES(x)$
$\forall x$	$PALM_TREE(x) \Rightarrow TREES(x)$
$\forall x$	$PINE_TREE(x) \Rightarrow TREES(x)$
$\forall x$	$WILLOW_TREE(x) \Rightarrow TREE(x)$
$\forall x$	$VEHICLES1(x) \Rightarrow (BIKE(x) \vee BUS(x) \vee MOTORBIKE(x) \vee PICKUP_TRUCK(x) \vee TRAIN(x))$
$\forall x$	$BIKE(x) \Rightarrow VEHICLES1(x)$
$\forall x$	$BUS(x) \Rightarrow VEHICLES1(x)$
$\forall x$	$MOTORBIKE(x) \Rightarrow VEHICLES1(x)$
$\forall x$	$PICKUP(x) \Rightarrow VEHICLES1(x)$
$\forall x$	$TRAIN(x) \Rightarrow VEHICLES1(x)$
$\forall x$	$VEHICLES2(x) \Rightarrow (LAWN_MOWER(x) \vee ROCKET(x) \vee STREETCAR(x) \vee TANK(x) \vee TRACTOR(x))$
$\forall x$	$LAWN_MOWER(x) \Rightarrow VEHICLES2(x)$
$\forall x$	$ROCKET(x) \Rightarrow VEHICLES2(x)$
$\forall x$	$STREETCAR(x) \Rightarrow VEHICLES2(x)$
$\forall x$	$TANK(x) \Rightarrow VEHICLES2(x)$
$\forall x$	$TRACTOR(x) \Rightarrow VEHICLES2(x)$
$\forall x$	$mutual_excl(APPLE(x), AQUARIUM_FISH(x), BABY(x), BEAR(x), BEAVER(x), BED(x), BEE(x), BEETLE(x), BICYCLE(x), BOTTLE(x), BOWL(x), BOY(x), BRIDGE(x), BUS(x), BUTTERFLY(x), CAMEL(x), CAN(x), CASTLE(x), CATERPILLAR(x), CATTLE(x), CHAIR(x), CHIMPANZEE(x), CLOCK(x), CLOUD(x), COCKROACH(x), COUCH(x), CRAB(x), CROCODILE(x), CUP(x), DINOSAUR(x), DOLPHIN(x), ELEPHANT(x), FLATFISH(x), FOREST(x), FOX(x), GIRL(x), HAMSTER(x), HOUSE(x), KANGAROO(x), KEYBOARD(x), LAMP(x), LAWN_MOWER(x), LEOPARD(x), LION(x), LIZARD(x), LOBSTER(x), MAN(x), MAPLE_TREE(x), MOTORCYCLE(x), MOUNTAIN(x), MOUSE(x), MUSHROOM(x), OAK_TREE(x), ORANGE(x), ORCHID(x), OTTER(x), PALM_TREE(x), PEAR(x), PICKUP_TRUCK(x), PINE_TREE(x), PLAIN(x), PLATE(x), POPPY(x), PORCUPINE(x), POSSUM(x), RABBIT(x), RACCOON(x), RAY(x), ROAD(x), ROCKET(x), ROSE(x), SEA(x), SEAL(x), SHARK(x), SHREW(x), SKUNK(x) \vee SKYSCRAPER(x), SNAIL(x), SNAKE(x), SPIDER(x), SQUIRREL(x), STREETCAR(x), SUNFLOWER(x), SWEET_PEPPER(x), TABLE(x), TANK(x), TELEPHONE(x), TELEVISION(x), TIGER(x), TRACTOR(x), TRAIN(x), TROUT(x), TULIP(x), TURTLE(x), WARDROBE(x), WHALE(x), WILLOW_TREE(x), WOLF(x), WOMAN(x), WORM(x))$
$\forall x$	$mutual_excl(AQUATIC_MAMMALS(x), FISH(x), FLOWERS(x), FOOD_CONTAINERS(x), FRUIT_AND_VEGETABLES(x), HOUSEHOLD_ELECTRICAL(x), HOUSEHOLD_FURNITURE(x), INSECTS(x), LARGE_CARNIVORES(x), MAN-MADE_OUTDOOR(x), NATURAL_OUTDOOR_SCENES(x), OMNIVORES_AND_HERBIVORES(x), MEDIUM_MAMMALS(x),$

INVERTEBRATES(x) , PEOPLE(x) , REPTILES(x) , SMALL MAMMALS(x), TREES(x),
VEHICLES1(x), VEHICLES2(x))

TABLE 10: Domain knowledge, PASCAL-Part dataset.

$\forall x$	SCREEN(x) \Rightarrow (TVMONITOR)
$\forall x$	COACH(x) \Rightarrow (TRAIN(x))
$\forall x$	TORSO(x) \Rightarrow (PERSON(x) \vee HORSE(x) \vee COW(x) \vee DOG(x) \vee BIRD(x) \vee CAT(x) \vee SHEEP(x))
$\forall x$	LEG(x) \Rightarrow (PERSON(x) \vee HORSE(x) \vee COW(x) \vee DOG(x) \vee BIRD(x) \vee CAT(x) \vee SHEEP(x))
$\forall x$	HEAD(x) \Rightarrow (PERSON(x) \vee HORSE(x) \vee COW(x) \vee DOG(x) \vee BIRD(x) \vee CAT(x) \vee SHEEP(x))
$\forall x$	EAR(x) \Rightarrow (PERSON(x) \vee HORSE(x) \vee COW(x) \vee DOG(x) \vee CAT(x) \vee SHEEP(x))
$\forall x$	EYE(x) \Rightarrow (PERSON(x) \vee COW(x) \vee DOG(x) \vee BIRD(x) \vee CAT(x) \vee HORSE(x) \vee SHEEP(x))
$\forall x$	EBROW(x) \Rightarrow (PERSON(x))
$\forall x$	MOUTH(x) \Rightarrow (PERSON(x))
$\forall x$	HAIR(x) \Rightarrow (PERSON(x))
$\forall x$	NOSE(x) \Rightarrow (PERSON(x) \vee DOG(x) \vee CAT(x))
$\forall x$	NECK(x) \Rightarrow (PERSON(x) \vee HORSE(x) \vee COW(x) \vee DOG(x) \vee BIRD(x) \vee CAT(x) \vee SHEEP(x))
$\forall x$	ARM(x) \Rightarrow (PERSON(x))
$\forall x$	MUZZLE(x) \Rightarrow (HORSE(x) \vee COW(x) \vee DOG(x) \vee SHEEP(x))
$\forall x$	HOOF(x) \Rightarrow (HORSE(x))
$\forall x$	TAIL(x) \Rightarrow (HORSE(x) \vee COW(x) \vee DOG(x) \vee BIRD(x) \vee SHEEP(x) \vee CAT(x) \vee AEROPLANE(x))
$\forall x$	BOTTLE BODY(x) \Rightarrow (BOTTLE(x))
$\forall x$	PAW(x) \Rightarrow (DOG(x) \vee CAT(x))
$\forall x$	AEROPLANE BODY(x) \Rightarrow (AEROPLANE(x))
$\forall x$	WING(x) \Rightarrow (AEROPLANE(x) \vee BIRD(x))
$\forall x$	WHEEL(x) \Rightarrow (AEROPLANE(x) \vee CAR(x) \vee BICYCLE(x) \vee BUS(x) \vee MOTORBIKE(x))
$\forall x$	STERN(x) \Rightarrow (AEROPLANE(x))
$\forall x$	CAP(x) \Rightarrow (BOTTLE(x))
$\forall x$	HAND(x) \Rightarrow (PERSON(x))
$\forall x$	FRONTSIDE(x) \Rightarrow (CAR(x) \vee BUS(x) \vee TRAIN(x))
$\forall x$	RIGHTSIDE(x) \Rightarrow (CAR(x) \vee BUS(x) \vee TRAIN(x))
$\forall x$	ROOFSIDE(x) \Rightarrow (CAR(x) \vee BUS(x) \vee TRAIN(x))
$\forall x$	BACKSIDE(x) \Rightarrow (CAR(x) \vee BUS(x) \vee TRAIN(x))
$\forall x$	LEFTSIDE(x) \Rightarrow (CAR(x) \vee TRAIN(x) \vee BUS(x))
$\forall x$	DOOR(x) \Rightarrow (CAR(x) \vee BUS(x))
$\forall x$	MIRROR(x) \Rightarrow (CAR(x) \vee BUS(x))
$\forall x$	HEADLIGHT(x) \Rightarrow (CAR(x) \vee BUS(x) \vee TRAIN(x) \vee MOTORBIKE(x) \vee BICYCLE(x))
$\forall x$	MOTORBIKE(x) \Rightarrow (WHEEL(x) \vee HEADLIGHT(x) \vee HANDLEBAR(x) \vee SADDLE(x))
$\forall x$	WINDOW(x) \Rightarrow (CAR(x) \vee BUS(x))
$\forall x$	PLATE(x) \Rightarrow (CAR(x) \vee BUS(x))
$\forall x$	ENGINE(x) \Rightarrow (AEROPLANE(x))
$\forall x$	FOOT(x) \Rightarrow (PERSON(x) \vee BIRD(x))
$\forall x$	CHAINWHEEL(x) \Rightarrow (BICYCLE(x))
$\forall x$	SADDLE(x) \Rightarrow (BICYCLE(x) \vee MOTORBIKE(x))
$\forall x$	HANDLEBAR(x) \Rightarrow (BICYCLE(x) \vee MOTORBIKE(x))
$\forall x$	TRAIN HEAD(x) \Rightarrow (TRAIN(x))
$\forall x$	BEAK(x) \Rightarrow (BIRD(x))
$\forall x$	POT(x) \Rightarrow (POTTEDPLANT(x))
$\forall x$	PLANT(x) \Rightarrow (POTTEDPLANT(x))
$\forall x$	HORN(x) \Rightarrow (COW(x) \vee SHEEP(x))
$\forall x$	TVMONITOR(x) \Rightarrow (SCREEN(x))
$\forall x$	TRAIN(x) \Rightarrow (COACH(x) \vee LEFTSIDE(x) \vee TRAIN HEAD(x) \vee HEADLIGHT(x) \vee FRONTSIDE(x) \vee RIGHTSIDE(x) \vee BACKSIDE(x) \vee ROOFSIDE(x))
$\forall x$	PERSON(x) \Rightarrow (TORSO(x) \vee LEG(x) \vee HEAD(x) \vee EAR(x) \vee EYE(x) \vee EBROW(x) \vee MOUTH(x) \vee HAIR(x) \vee NOSE(x) \vee NECK(x) \vee ARM(x) \vee HAND(x) \vee FOOT(x))
$\forall x$	HORSE(x) \Rightarrow (HEAD(x) \vee EAR(x) \vee MUZZLE(x) \vee TORSO(x) \vee NECK(x) \vee LEG(x) \vee HOOF(x) \vee TAIL(x) \vee EYE(x))
$\forall x$	COW(x) \Rightarrow (HEAD(x) \vee EAR(x) \vee EYE(x) \vee MUZZLE(x) \vee TORSO(x) \vee NECK(x) \vee LEG(x) \vee TAIL(x) \vee HORN(x))
$\forall x$	BOTTLE(x) \Rightarrow (BOTTLE BODY(x) \vee CAP(x))
$\forall x$	DOG(x) \Rightarrow (HEAD(x) \vee EAR(x) \vee TORSO(x) \vee NECK(x) \vee LEG(x) \vee PAW(x) \vee EYE(x) \vee MUZZLE(x) \vee NOSE(x) \vee TAIL(x))
$\forall x$	AEROPLANE(x) \Rightarrow (AEROPLANE BODY(x) \vee WING(x) \vee WHEEL(x) \vee STERN(x) \vee ENGINE(x) \vee TAIL(x))
$\forall x$	CAR(x) \Rightarrow (FRONTSIDE(x) \vee RIGHTSIDE(x) \vee DOOR(x) \vee MIRROR(x) \vee HEADLIGHT(x) \vee WHEEL(x) \vee WINDOW(x) \vee PLATE(x) \vee ROOFSIDE(x) \vee BACKSIDE(x) \vee LEFTSIDE(x))
$\forall x$	BUS(x) \Rightarrow (PLATE(x) \vee FRONTSIDE(x) \vee RIGHTSIDE(x) \vee DOOR(x) \vee MIRROR(x) \vee HEADLIGHT(x) \vee WINDOW(x) \vee WHEEL(x) \vee LEFTSIDE(x) \vee BACKSIDE(x) \vee ROOFSIDE(x))
$\forall x$	BICYCLE(x) \Rightarrow (WHEEL(x) \vee CHAINWHEEL(x) \vee SADDLE(x) \vee HANDLEBAR(x) \vee HEADLIGHT(x))
$\forall x$	BIRD(x) \Rightarrow (HEAD(x) \vee EYE(x) \vee BEAK(x) \vee TORSO(x) \vee NECK(x) \vee LEG(x) \vee FOOT(x) \vee TAIL(x) \vee WING(x))
$\forall x$	CAT(x) \Rightarrow (HEAD(x) \vee EAR(x) \vee EYE(x) \vee NOSE(x) \vee TORSO(x) \vee NECK(x) \vee LEG(x) \vee PAW(x) \vee TAIL(x))
$\forall x$	MOTORBIKE(x) \Rightarrow (WHEEL(x) \vee HEADLIGHT(x) \vee HANDLEBAR(x) \vee SADDLE(x))
$\forall x$	SHEEP(x) \Rightarrow (HEAD(x) \vee EAR(x) \vee EYE(x) \vee MUZZLE(x) \vee TORSO(x) \vee NECK(x) \vee LEG(x) \vee TAIL(x) \vee HORN(x))
$\forall x$	POTTEDPLANT(x) \Rightarrow (POT(x) \vee PLANT(x))
$\forall x$	TVMONITOR(x) \vee TRAIN(x) \vee PERSON(x) \vee BOAT(x) \vee HORSE(x) \vee COW(x) \vee BOTTLE(x) \vee DOG(x) \vee AEROPLANE(x) \vee CAR(x) \vee BUS(x) \vee BICYCLE(x) \vee TABLE(x) \vee CHAIR(x) \vee BIRD(x) \vee CAT(x) \vee MOTORBIKE(x) \vee SHEEP(x) \vee SOFA(x) \vee POTTEDPLANT(x)