

Unstable Throughput: When the Difficulty Algorithm Breaks

Sam M. Werner, Dragos I. Ilie, Iain Stewart and William J. Knottenbelt
Imperial College
London, United Kingdom

Abstract—In Proof-of-Work blockchains, difficulty algorithms serve the crucial purpose of maintaining a stable transaction throughput by dynamically adjusting the block difficulty in response to the miners’ constantly changing computational power. Blockchains that may experience severe hash rate fluctuations need difficulty algorithms that quickly adapt the mining difficulty. However, without careful design, the system could be gamed by miners using coin-hopping strategies to manipulate the block difficulty for profit. Such miner behavior results in an unreliable system due to the unstable processing of transactions.

We provide an empirical analysis of how Bitcoin Cash exhibits cyclical behavior in block solve times as a consequence of a positive feedback loop in its difficulty algorithm design. Starting from first principles, we mathematically derive a difficulty algorithm using a negative exponential filter that prohibits the formation of positive feedback loops and exhibits additional desirable properties, such as history agnosticism. We compare the described algorithm to that of Bitcoin Cash in a simulated mining environment and verify that the former would eliminate the severe oscillations in block solve times. Lastly, we outline how this model can more generally replace difficulty algorithms in other Proof-of-Work blockchains.

Index Terms—Bitcoin, Bitcoin Cash, Difficulty Algorithm, Mining, Blockchain

I. INTRODUCTION

Blockchains offer a decentralized mechanism for recording data in a trustless and immutable manner. Participants encode the exchange of value or information in transactions and broadcast them through a peer-to-peer network. Miners, the backbone of the system, aggregate transactions in data structures called blocks and append them to the blockchain. To reach consensus over the ordering and validity of blocks, miners participate in a leader election process by solving a computationally intensive puzzle named Proof-of-Work (PoW). The first miner to find a valid solution appends his block and receives a reward for the invested computational effort. To ensure stable transaction throughput, the difficulty of the PoW puzzle is adjusted in response to changes in the miners’ computational power by a difficulty algorithm (DA). However, without careful design the DA can expose vulnerabilities, which when exploited by miners, lead to inappropriate difficulty levels and thus patterns of instability in the transaction throughput. In general, this issue arises in blockchains that lack a consistent amount of computational power due to some miners directing their resources towards other blockchains especially as profitability varies. For instance, such patterns have been observed in Bitcoin Cash (BCH) [7], [5], the

cryptocurrency with the 7th highest market capitalization of \$5.21bn¹. Its developers have announced that fixing the high variations in block solve times is one of their main development goals for 2020 [6]. Two proposals [12], [25] have been put forward to replace BCH’s current DA known as `cw-144`. Both of them rely on similar DAs to the one presented here and one of the proposals [12] explicitly references this work². On 15 November 2020, the two competing proposals were deployed via hard forks causing a chain split [24]. As our work was carried out prior to this fork, the remainder of this paper refers to `cw-144` as “BCH’s current DA”, which is technically no longer the case.

Contributions: In this paper, we derive from first principles a DA designed to stabilize transaction throughput even in blockchains without consistent computational power. To this end, it adjusts the difficulty after every block using exponential smoothing, a popular approach for removing noise in time series data. We provide an empirical analysis on `cw-144` and investigate its inherent vulnerabilities. We discover that economically rational (i.e. profit-seeking) miner behavior leads to severe instabilities in transaction throughput due to a positive feedback loop in block solve times resulting from the design of the DA. We present desirable properties of the derived DA and show how they remove the positive feedback loop. Furthermore, we demonstrate through simulations how it performs under different scenarios and compare it to `cw-144`.³ We find that the derived DA would be an improvement and suggest that it could be applicable to any PoW blockchain when configured appropriately.

II. BACKGROUND

In this section, we introduce readers to the core workings of Bitcoin (BTC) [22] and Bitcoin Cash with particular focus on forks, timestamps, and difficulty algorithms. As BCH is a fork of BTC, the theoretical foundation and even practical implementation of both is mostly similar. Unless otherwise stated, the reader can assume any mention of Bitcoin applies to both BTC and BCH.

A. Bitcoin and Mining

Each node in the Bitcoin network maintains a copy of the blockchain, an immutable, publicly-shared distributed ledger.

¹Data obtained from: <https://coinmarketcap.com>. Accessed: 22-11-2020.

²The reference has been made to an earlier pre-printed version of this paper.

³The code base for the simulations can be found at: <https://github.com/samwerner/DA-Analysis>.

A set of transactions can be added to the blockchain by including them in a data structure referred to as a block. Each block contains a block header which summarizes the contents of this block and references the hash of the previous block's header. Miners append blocks to the blockchain by solving the Proof-of-Work (PoW) puzzle: trying different values for the nonce field of the block header, such that its SHA-256 [23] hash lies below a specified *target* value. In Bitcoin, the target is a 256-bit number encoded in the `nBits` field of the block header and it has a maximum value of `0x1d00ffff` ($\approx 2^{24}$). The notion of *difficulty* expresses the ratio of the maximum target to the current target, $D \approx \frac{2^{24}}{\text{target}}$. As SHA-256 computations produce random and deterministic outputs, each attempt can be modeled as a Bernoulli trial with success probability $\frac{\text{target}}{2^{256}}$. Therefore, the expected number of hashes that need to be computed to mine a block at a specific difficulty D is approx. $D \cdot 2^{32}$. As attempts are independent of one another, the time it takes to mine a block, namely the block solve time, follows an exponential distribution with a rate parameter $\lambda = \frac{H}{D \cdot 2^{32}}$, where H is the total hash rate of the network. The expected solve time is then, $\frac{1}{\lambda} = \frac{D \cdot 2^{32}}{H}$. In Bitcoin, the desired block solve time is 10 minutes, which is maintained by adjusting the target depending on the current hash rate estimate; the lower the target, the more difficult it becomes to find a PoW solution.

The miner of a block is compensated for the invested computational efforts with a reward of newly minted Bitcoins and any fees from transactions included in the block. The block reward started at 50 Bitcoins and halves every 210 000 blocks, or approx. every 4 years (e.g. currently it is set at 6.25 Bitcoins).

B. Block Timestamps

Each block header contains a UNIX timestamp indicating when the block was mined. As clock synchronization is a well-known problem in distributed networks, block timestamps may not necessarily be in monotonically increasing order. To ensure the blockchain time advances, the Bitcoin protocol requires blocks to have a timestamp greater than the median timestamp of the previous 11 blocks, also known as the *Median Time Past* (MTP). Additionally, nodes also enact a convention by which they accept new blocks only if their timestamp does not exceed the network adjusted time⁴ by more than 2 hours. For a more in-depth analysis of timestamps, potential attacks and improvements we direct the reader to [26], [8], [28].

C. Difficulty Algorithms

A *difficulty algorithm* (DA) is a fundamental component of PoW blockchains as it regulates the transaction throughput by adjusting the hardness of generating a PoW solution. A DA is responsible for ensuring stable block times in periods of hash rate oscillations caused by miners joining and leaving the network. Failing to ensure an appropriate difficulty could result

in either short time periods with many blocks being found, or long time periods with very few blocks, which results in a highly variable response time for blockchain transactors.

Computing the difficulty of a block must be deterministic and based on data from previous blocks s.t. individual nodes can perform the computation independently and agree on the same results. An omniscient DA with knowledge of the real world hash rate would be able to compute the difficulty of the next block by simply multiplying the current hash rate with the ideal inter-block time (e.g. 10 minutes). However, in practice DAs estimate the current hash rate based on the difficulties and solve times of previous blocks; hence, the estimates always lag behind the actual hash rate. The extent to which a DA is able to minimize this lag is regarded as the responsiveness of the algorithm. Blockchains with relatively stable hash rate, can afford to use a less responsive DA to reduce volatility in difficulty, allowing miners to predict expected rewards over near-term time scales. Note that the responsiveness of a DA also depends on the frequency of when the difficulty is adjusted. Some currencies, such as BCH adjust the difficulty after every block, whereas others do so after some fixed number of blocks. For instance, in BTC, the new difficulty D' is updated every 2016 blocks (approx. 2 weeks) based on the previous difficulty D , using the following formula:

$$D' = D \cdot \max \left(\min \left(\frac{2016 \cdot T}{T_A}, 4 \right), \frac{1}{4} \right) \quad (1)$$

where T is the ideal inter-block time and T_A is the time it actually took to mine the last 2016 blocks.

D. Miner Incentives

Blockchains which use the same PoW puzzle can be seen as being PoW compatible from a miner's perspective, i.e. miners can switch between them with no additional hardware overhead. A common way for comparing the profitability of PoW compatible blockchains is via the Difficulty Adjusted Reward Index (DARI) [11], which is computed as:

$$\frac{R_i}{D_i} \cdot E, \quad (2)$$

where R_i is the (expected) reward for block i , D_i the difficulty of block i and E the exchange rate for the coin in some base currency (e.g. USD, BTC). Recall that R_i consists of transaction fees and the block reward which is constant for long periods of time. Therefore, it can be seen that profitability is mostly impacted by changes in difficulty or the exchange rate. An economically rational miner aiming for short term profits, can thus engage in a strategy called *coin-hopping* [21], [16], [18], whereby the miner continuously redirects his computational power towards the most profitable cryptocurrency. On the other hand, long term profit-seeking miners allocate most of their computational power to the blockchain which they believe will have the highest valuation in the long run.

Depending on the distribution of hash rate across PoW compatible blockchains, hash rate fluctuations induced by coin-hopping behavior impact blockchains to different extents.

⁴The network adjusted time is the median timestamp of all the current times received by a node from its peers.

For instance, on average 97% of the total SHA-256 hash rate is concentrated in BTC, while the remaining 3% is distributed between BCH, Bitcoin SV [4] (BSV), and others.⁵ As a result, fluctuations in the distribution of the total hash rate impact BCH and BSV significantly more than BTC.

III. EMPIRICAL ANALYSIS OF BCH'S DA

In this section, we provide an empirical analysis of issues stemming from the use of `cw-144` in BCH.

A. BCH's Difficulty Algorithm

When the BTC-BCH fork occurred on 1st August 2017, BCH kept BTC's PoW and DA, but also added an *Emergency Difficulty Algorithm* (EDA) to protect against coin-hopping strategies. The EDA would cause the difficulty to drop by 20% if the difference between 6 successive block timestamps exceeds 12 hours [1]. However, it soon became apparent that this difficulty adjustment mechanism did not fulfill its objective. Miners would stop mining BCH in order to cause consecutive 20% drops in the difficulty, which only adjusted back upwards every 2016 blocks. Once the difficulty was sufficiently low, miners would switch back to mining BCH and produce many blocks at very low difficulty until the end of the 2016 blocks window.

The combination of BTC's DA and EDA was replaced in BCH on 13th November 2017 with a new DA, referred to as `cw-144`. To increase responsiveness to both effluxes and influxes of hash rate, `cw-144` performs difficulty adjustments on a per-block basis. The difficulty D of a new block is derived from the estimated hash rate, \hat{H} , and the ideal inter-block time, T (i.e. 10 minutes). To this end, \hat{H} is computed using a simple moving average with a sample size of approx. 144 blocks. To mitigate situations when the block timestamps are out-of-order, the bounds of the sliding window over which the average is computed are derived using the median timestamp of 3 blocks. Thus, the block at which the window starts, B_{start} , is the block with the median timestamp out of blocks 144, 145, and 146 in the past. Similarly, the window ends at block, B_{end} , with the median timestamp of the 3 most recent blocks. From these two blocks the DA computes CW , the amount of chain work that was performed between these two blocks, as the sum of difficulties of all blocks in the interval $[B_{start}, B_{end}]$. The estimated hash rate is: $\hat{H} = CW/T_A$, where T_A is the actual time elapsed between B_{start} and B_{end} , capped in the interval from half a day to 2 days to prevent difficulty changing too abruptly. For completeness we give the full equation for the new difficulty:

$$D = \hat{H} \cdot T = \frac{\sum_{i=start}^{end} \text{diff}(B_i)}{T_A} \cdot T \quad (3)$$

⁵Data collected from <https://www.fork.lol>. Accessed: 2020-04-10

B. Oscillations in Number of Blocks Mined per Hour

As intended, `cw-144` achieves a daily average solve time of 10 minutes. This gives the superficial impression of performing well in terms of stable throughput, however certain patterns in the distribution of blocks within a day emerge.

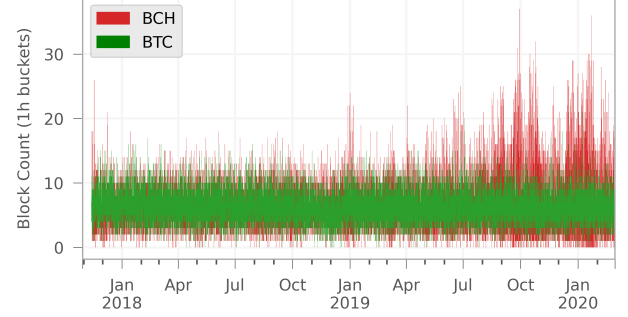


Fig. 1. Number of blocks mined per hour in BTC and BCH.

From Figure 1 it can be seen that the oscillations in number of blocks mined per hour are notably more severe in BCH than in BTC. Especially during the later months, it is evident that BCH exhibited more 1 hour periods with either many blocks mined or none. As the number of blocks mined in an hour, K , should ideally follow a Poisson distribution with rate parameter $\lambda = 6$ blocks, we can compute the expected probability of mining exactly k blocks in one hour as:

$$P(K = k) = \frac{6^k}{e^6 k!} \quad (4)$$

We compare these ideal values with empirical results from BCH and BTC in Figure 2. For reference, it can be seen that in BTC the probabilities closely resemble those of a Poisson process. In contrast, BCH shows significant deviations from the ideal distribution during the period in which the EDA was active. After abandoning the EDA, BCH has indeed shifted towards the Poisson distribution, but a skew on the left and right tails remains. This is in line with the aforementioned observations of a more unstable transaction throughput in BCH, as shown in Figure 1.

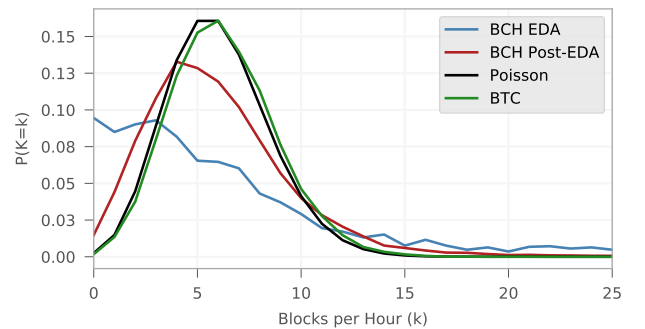


Fig. 2. The probabilities of mining exactly k blocks in a one-hour period in BTC and BCH (pre and post EDA).

C. Positive Feedback Loop in Simple Moving Averages

The observed instability in transaction throughput can be explained by a positive feedback loop that stems from a combination of two factors: the use of a simple moving average and the miners' economically rational behavior.

From equation (3) it is apparent that $cw-144$ relies (in part) on the relationship of inverse proportionality between the time duration of the sliding window T_A and the estimated hash rate, \hat{H} . The same relationship exists between the hash rate fluctuations and the solve times of newly mined blocks; i.e. solve times decrease when there is an increase of hash rate and they increase when there is a decrease. As new solve times are added to T_A , the result of these two relations is that \hat{H} is adjusted directly proportional to the actual hash rate change. However, the oversight of this DA is that using a simple moving average implies solve times falling off the window (subtracted from T_A) have an equal weight in the computation of \hat{H} . Short solve times 144 blocks in the past cause a relative increase in T_A which yields a lower than expected \hat{H} . Similarly, long solve times falling off the window imply a relative decrease in T_A and therefore produce a higher \hat{H} . This influence constitutes positive feedback that results in correlation between solve times 144 blocks apart. This is inherently problematic since mining is supposed to be a Poisson process where block arrivals are independent events.

The second factor that contributes towards the positive feedback loop is the miners' behavior as they try to maximize profit by engaging in coin-hopping [21], [16], [18]. For instance, assume BCH experiences an increase in profitability which incentivizes a group of coin-hopping miners M_{CH} to switch their computational power towards BCH. This causes an increase in hash rate and consequently a series of blocks with short solve times. As the difficulty adjusts upwards, BCH's profitability drops causing M_{CH} to direct their hash rate towards more profitable chains. While the hash rate drops to its original value, the difficulty is now too high for the network, so a series of blocks with long solve times is produced. This phenomenon of short solve times followed by long solve times is not intrinsically problematic, however, due to the positive feedback found in $cw-144$ this pattern repeats continuously resulting in a positive feedback loop. This phenomenon has also been examined by [30], [29], [27], [15].

To investigate the extent of this cyclical phenomenon in BCH, Figure 3 compares the autocorrelation in the number of blocks mined per hour in BTC and BCH. As mining is supposed to be a memoryless process there should not exist any significant autocorrelation which is what we see in BTC's graph. On the other hand, BCH has a significant positive autocorrelation immediately after 24 lags. Furthermore, in BCH weak positive correlation also persists after multiples of 24 lags. As a lag in this case represents a one hour interval, 24 lags represent the same expected duration as the sliding window of 144 blocks. Therefore, these empirical findings are in line with the positive feedback loop described.

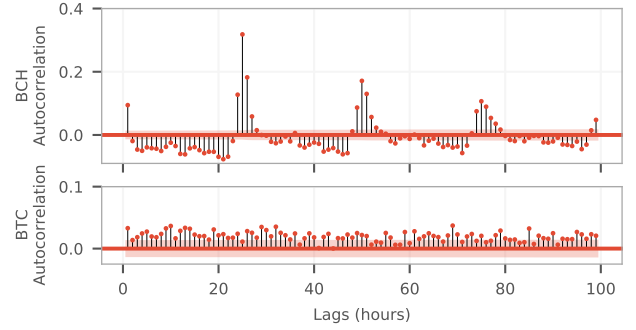


Fig. 3. The autocorrelation in number of blocks mined per hour in BCH and BTC since $cw-144$ was deployed.

IV. NEGATIVE EXPONENTIAL FILTER DIFFICULTY ALGORITHM

In this section, we mathematically derive a negative exponential filter difficulty algorithm (NEFDA) based on a common technique for removing noise from time series data known as exponential smoothing. The difficulty of block n is:

$$D_n = D_0 e^{\frac{t_0 + nT - t_n}{S}},$$

where the notation is explained below.

The formula implies that the difficulty of a block depends only on the height and timestamp of that block, which is why other works [20], [31] refer to this algorithm as absolutely scheduled exponentially rising targets (ASERT).

To simplify mathematical computations and explanations we abstract the implementation details of the PoW target and mining difficulty. We refer to the inverse of the target as difficulty and note that it represents the expected number of hashes that need to be computed to obtain a valid PoW solution.

A. Mathematical Derivation

NEFDA uses real time targeting, i.e. the difficulty of the block that is being mined dynamically adjusts based on the current time. Once a block is found, its timestamp allows other miners to derive the block's difficulty and verify the PoW solution. To this end, we assume the algorithm operates in a setting where miners never lie about block timestamps. We argue at length for the validity of this assumption in Section IV-C.

We will make use of the following notation:

$\hat{H}_i \leftarrow$ estimated hash rate at block i

$D_i \leftarrow$ difficulty of block i

$t_i \leftarrow$ time of block i

$st_i \leftarrow$ solve time of block i : $st_i = t_i - t_{i-1}$

$T \leftarrow$ ideal block solve time (e.g. 10 minutes)

$S \leftarrow$ decay/smoothing factor (see Section IV-A5)

Index i refers to the index of a block and, by convention, index 0 refers to the block at which the new DA is deployed,

while index n refers to the height of the next block to be appended. Thus, t_n is the current time and \hat{H}_n is the current network hash rate.

1) *Estimating Current Hash Rate:* Difficulty algorithms are in the business of estimating the current network hash rate, \hat{H}_n . However, the actual hash rate cannot be known at any given point so we rely on sampling when information is available, i.e. when blocks are mined. We can approximate that D_i hashes are computed at time t_i , even though in reality these hashes are computed throughout the entire $(t_{i-1}, t_i]$ interval. Using this approximation we can apply the common technique of exponential smoothing to the series of block difficulties by taking their exponentially weighted average. The weights decrease exponentially based on the formula: $f(i) = e^{(t_i - t_n)/S}$, where S is a smoothing factor. To simplify the denominator, we place the current time at the origin of the timeline and extend the filter window all the way to $-\infty$, s.t. the weighted time interval over which we estimate the network hash rate simplifies to S :

$$\hat{H}_n = \frac{\sum_{i=0}^{n-1} D_i e^{\frac{t_i - t_n}{S}}}{\int_{-\infty}^0 e^{\frac{x}{S}} dx} = \frac{1}{S} \sum_{i=0}^{n-1} D_i e^{\frac{t_i - t_n}{S}} \quad (5)$$

2) *Difficulty Computation:* The difficulty of the next block can be computed by multiplying the estimated hash rate with the ideal block solve time:

$$D_n = T \cdot \hat{H}_n = \frac{T}{S} \sum_{i=0}^{n-1} D_i e^{\frac{t_i - t_n}{S}} \quad (6)$$

Several transformations simplify this form. Equation (7) factors out the common term $e^{(t_{n-1} - t_n)/S} = e^{-st_n/S}$ and equation (8) extracts the last term of the summation and distributes T/S .

$$D_n = e^{\frac{-st_n}{S}} \frac{T}{S} \sum_{i=0}^{n-1} D_i e^{\frac{t_i - t_{n-1}}{S}} \quad (7)$$

$$= e^{\frac{-st_n}{S}} \left(\frac{T}{S} \sum_{i=0}^{n-2} D_i e^{\frac{t_i - t_{n-1}}{S}} + \frac{T}{S} D_{n-1} \right) \quad (8)$$

The first term inside the parentheses in equation (8) is simply D_{n-1} as it can be seen from equation (6). Thus, we obtain the recurrent relation shown in equation (9). Finally, in equation (10) we unwind all the way to D_0 and simplify the product of exponentials.

$$D_n = D_{n-1} \left(1 + \frac{T}{S} \right) e^{\frac{-st_n}{S}} \quad (9)$$

$$= D_0 \left(1 + \frac{T}{S} \right)^n \prod_{i=1}^n e^{\frac{-st_i}{S}} = D_0 \left(1 + \frac{T}{S} \right)^n e^{\frac{t_0 - t_n}{S}} \quad (10)$$

3) *Correction:* Notice that when $T \ll S$ we can approximate $1 + T/S \approx e^{T/S}$. In fact, this is not only an approximation but a correction needed to mitigate the bias introduced by considering a discrete series of difficulties instead of the continuous function of hash rate. To prove this, we replace the

constant term: $1 + T/S$ with c and compute its value when the DA operates under a simple theoretical scenario. Specifically, we assume the hash rate remains constant, H_{const} for many blocks between m and n . Thus, we expect the average rate of change in difficulty, $\bar{R} = 1$ indicating that on average the difficulty does not change. We take the geometric mean of ratios of consecutive difficulties from block m to n and use equation (10) with the c replacement:

$$\begin{aligned} \bar{R} &= \sqrt[n-m]{\prod_{i=m+1}^n \frac{D_i}{D_{i-1}}} = \sqrt[n-m]{\frac{D_n}{D_m}} \\ &= \sqrt[n-m]{\frac{D_0 c^n e^{(t_0 - t_n)/S}}{D_0 c^m e^{(t_0 - t_m)/S}}} = c \cdot e^{\frac{t_m - t_n}{(n-m)S}} \end{aligned}$$

Assuming the DA is working correctly, the average solve time of blocks from m to n is achieved: $(t_n - t_m)/(n - m) = T$. Thus,

$$\bar{R} = c \cdot e^{\frac{-T}{S}} = 1 \implies c = e^{T/S}$$

Therefore, the correction is indeed justified and applying it in equations (9) and (10), gives the following concise relative and absolute forms:

$$D_n = D_{n-1} e^{\frac{T - st_n}{S}} \quad (11)$$

$$D_n = D_0 e^{\frac{t_0 + nT - t_n}{S}} \quad (12)$$

4) *Clockwork Toy Time:* Equation (11) is somewhat intuitive as the new difficulty is adjusted relative to the previous difficulty based on the difference between the ideal and actual solve time. To extend this intuition to the absolute form in equation (12), we define the Clockwork Toy Time (CTT) as the time at which a block, n , would be found if the solve times would be fixed at the ideal value: $CTT = nT + t_0$. NEFDA computes the difficulty of a new block by comparing the CTT with the current time. If the CTT is ahead of the actual time it signifies that miners found more blocks than expected, so difficulty is increased and if $CTT < t_n$ it must mean that the hash rate dropped, so difficulty should be decreased.

5) *Smoothing Factor:* The smoothing factor S has the function of configuring the reactivity of NEFDA, imposing a maximum rate of change for the difficulty. More specifically, the difficulty can change by at most a factor of e in S/T blocks. This setting mitigates the inherently random nature of the Poisson distributed blocks s.t. variations in individual solve times are not reflected in over- or under-adjustments. Consequently, depending on the requirements of the application, S should be chosen carefully. Blockchains that are prone to experience large hash rate fluctuations on a regular basis (e.g. BCH), should aim for smaller values of S to obtain a more reactive DA. On the other hand, blockchains with a relatively stable hash rate (e.g. BTC) can choose larger values for S , which will reduce the difficulty's volatility. There is no direct relationship between the smoothing factor of an exponential moving average and the sample size of the simple moving average used in `cw-144`, as their operation

is considerably different, but our simulations as well as other empirical studies [31] suggest that in order to obtain similarly stable difficulties the smoothing factor should be chosen to represent $(N + 1)/2$ blocks where N is the length of the sliding window used in simple moving averages. Applying this heuristic to BCH which has a sliding window of 144 blocks, suggests S should be set at approx. 12 hours.

B. Properties

1) *History Agnosticism*: We define this property to signify the fact that the distribution of blocks in a given time period does not influence the difficulty of a block with a certain height and timestamp. To illustrate this property we rewrite formula (12) as follows:

$$D_n = D_0 e^{\frac{nT}{S}} e^{\frac{t_0 - t_n}{S}} \quad (13)$$

Notice that for each block the difficulty is adjusted upwards by a constant factor of $e^{T/S}$, regardless of the block's timestamp. At the same time, the passing of time t_n adjusts the difficulty downwards. Therefore, the difficulty of a block being mined at time t_α depends solely on t_α and the number of blocks on the respective chain. The proposed DA computes the same value regardless of whether all blocks were mined a very long time in the past, in the last hour, or equally distributed throughout the history of the chain. This, property is desirable as block arrivals should be independent of each other so the difficulty of a block should not depend on the history of the chain.

2) *Lack of Autocorrelation*: Not only does this algorithm avoid the use of a sliding window, but the lack of autocorrelation is an emergent property entailed by history agnosticism. Sudden influxes or effluxes of hash rate may still produce temporary spikes or deserts, yet arguably shorter. However, these will not create a positive feedback loop as the distribution of blocks in time has no influence on the future. Therefore, the inherent negative feedback present in NEFDA is the only force acting on solve times.

C. Real Time Targeting Consideration

We have assumed initially that miners do not lie about the timestamp of the block they are currently mining on, allowing for real time targeting (RTT) in NEFDA. In practice, blockchains such as BCH and BTC generally have honest timestamps because miners enact the convention that blocks should not be more than 2 hours in the future from the network adjusted time, therefore limiting the extent of manipulation possible.

Assuming such a rule would continue to be enforced, NEFDA is susceptible to a 2 hour timestamp manipulation. Not only does this amount to a very small gain, but due to history agnosticism this only lowers the difficulty of the dishonest block. In contrast, in `cw-144` the same manipulation would lower the difficulty for successive blocks as well, thereby creating incentives for miners to accept the dishonest block when there are multiple temporary forks in competition.

Finally, we argue that NEFDA does not create additional incentives for miners to stop enforcing the informal “2 hour”

rule, and report dishonest timestamps. Building on a dishonest block (B_i) (i.e. more than 2 hours in the future) implies mining towards a difficulty that is $e^{T/S}$ times higher than that of the previous block (B_{i-1}). A miner would only accept this block if he is willing to report an even higher timestamp that mitigates the increase in difficulty. As miners exacerbate each others' lies, the blockchain's time advances unnaturally while the difficulty is considerably lower than expected. The main chain is determined by the most accumulated work, so a sequence of blocks with cumulative work W (sum of difficulties) can be replaced by a series of (potentially fewer) blocks with cumulative work $W' > W$. Assuming the majority of hash rate is honest, miners are not incentivized to operate on a chain with dishonest timestamps as it produces less cumulative work than the honest chain and therefore risks being replaced. Only an attack supported by a majority of the hash rate would be successful, which is no different than 51% attacks [26], [8], [28] that are currently possible in BCH or even BTC.

V. SIMULATION

In this section, we empirically analyze the robustness of NEFDA, by comparing it with BCH's current DA (`cw-144`) over a 100 000 blocks period. To simulate mining, we adjust the total hash rate to create various relevant scenarios that a DA could be exposed to. In particular, we focus on mimicking the behavior of coin-hopping miners by adjusting the total hash rate in response to fluctuations in profitability. As we are only interested in simulating miners' behavior and not the relation between specific chains, we simplify profitability computations by only comparing the DARI with its initial value and assuming a constant exchange rate as most SHA-256 coins are highly correlated. Thus, we assume miners compute DARIs as the ratio between the average target of the last 6 blocks and the initial target of the blockchain. We believe the following 3 types of miners are general enough to capture real miner behavior when configured appropriately.

Idealistic miners allocate all their hash rate to BCH regardless of how much profitability drops; they represent the baseline hash rate: H_B .

Greedy coin-hopping miners allocate all their hash rate, H_G , towards BCH only when the profitability is 5% higher than its initial value.

Variable coin-hopping miners allocate part of their total hash rate, H_V , in relation to the current profitability. Although this relation is not clear in reality, we consider a model based on the logistic curve. The intention is to emulate both the initial stage when the hash rate increases exponentially as miners realize the advantage in profitability, and the later stage when the hash rate influx gradually slows down. The model directs all the hash rate away from or towards BCH, if drops or increases in profitability larger than 15% occur. Otherwise, a variation x between -15% and 15% leads to a contribution of $H = H_V / (1 + e^{-6/0.15 \cdot x})$ towards the total hash rate.

A. NEFDA vs. BCH's DA

We start by setting $H_V = H_G = 4 \times H_B$. A very brief analysis of the average solve times: 599.97s for NEFDA and 604.34s for BCH, already reveals how NEFDA achieves a more appropriate value. Furthermore, the probability distribution of the number of blocks per hour produced using NEFDA and BCH are compared to the (ideal) expected values in Figure 4. The distribution obtained with NEFDA shows very minor deviation from the ideal plot, which can be explained by the extreme scenario simulated. On the other hand, BCH shows significant skew on both tails of the distribution, proving that there are too many hours with either too few blocks or too many blocks. Analyzing the per-hour block count reveals a much larger standard deviation in BCH than in NEFDA.

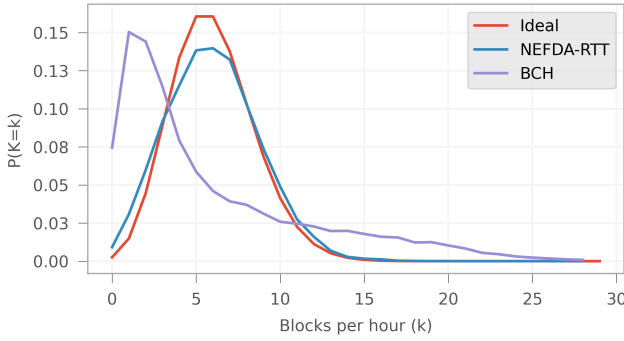


Fig. 4. The probabilities of mining exactly k blocks in a one-hour period using NEFDA and BCH.

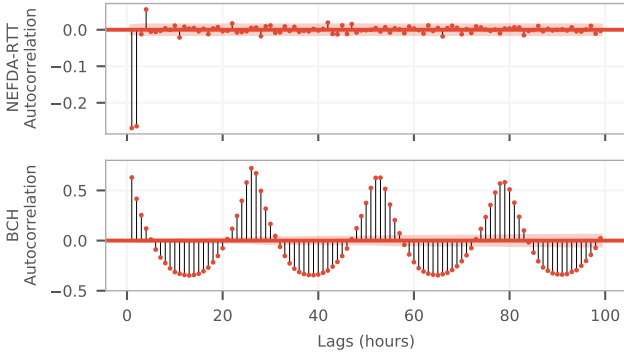


Fig. 5. The autocorrelation in number of blocks mined per hour in NEFDA (top) and $cw-144$ (bottom)

As expected, the reason for this massive discrepancy is the positive feedback loop present in BCH. Figure 5 plots the autocorrelation in number of blocks mined per hour in NEFDA and BCH's $cw-144$. $cw-144$ shows a significant amount of positive autocorrelation appearing at multiples of 24 (the size of BCH's sliding window in hours). Interestingly, it also shows negative correlation between periods that are 12 hours apart, indicating that there is a delay of half the sliding window in hash rate estimation. On the other hand,

NEFDA shows negative correlation between neighboring hour-buckets indicating that NEFDA responds rapidly to hash rate fluctuations. By adjusting the target more quickly the DARIs oscillations are limited and miners are less incentivized to engage in coin-hopping behavior.

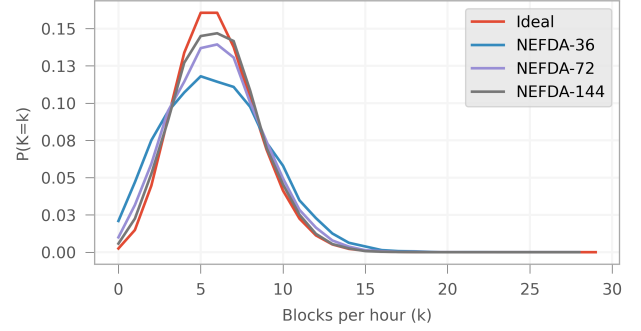


Fig. 6. The probabilities of mining exactly k blocks in a one-hour period using various smoothing factors for NEFDA.

B. Smoothing Factor Trade-offs

To examine the influence of the smoothing factor over the performance of NEFDA, we model a slightly more extreme environment by increasing the total hash rate of variable miner $H_V = 6 \times H_B$, while leaving $H_G = 4 \times H_B$. Simulations are run using NEFDA with 3 smoothing factors representing 36, 72 and 144 blocks. An initial analysis of the average solve times: 600.015s for NEFDA-36, 599.9835s for NEFDA-72 and 599.9895s for NEFDA-144 shows how NEFDA in general copes much better than BCH even in more extreme environments. Figure 6 reveals that all distributions have an appropriate center of mass, but lower smoothing factors slightly flatten the curve skewing the distribution from the ideal values. As shorter smoothing factors attribute greater relevance to recent blocks the algorithm risks being too reactive, and therefore over- or under-estimating the current network hash rate. As shown in Figure 7, this effect translates in more volatile targets, which lead to larger profitability fluctuations that encourage coin-hopping behavior.

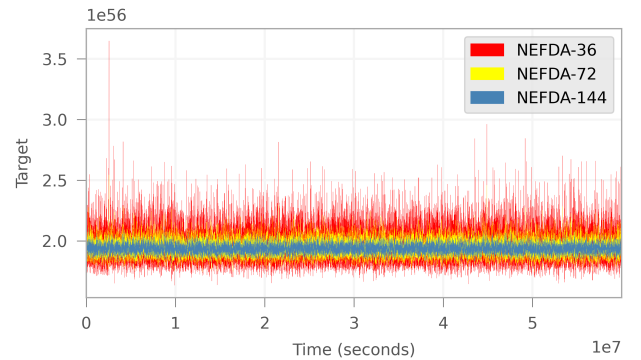


Fig. 7. Comparison of the targets produced using different smoothing factors in NEFDA.

On the other hand, larger smoothing factors are not always desirable. Figure 8 shows the evolution of targets for each of the three variants of NEFDA when simulating a scenario in which the hash rate increases exponentially without any coin-hopping behavior. Although the lower smoothing factors still imply a more volatile target, the average solve times are now: 599.5518s for NEFDA-36, 599.1267s for NEFDA-72 and 598.2724s for NEFDA-144, which imply that the more reactive nature of NEFDA-36 and NEFDA-72 is desirable under these conditions.

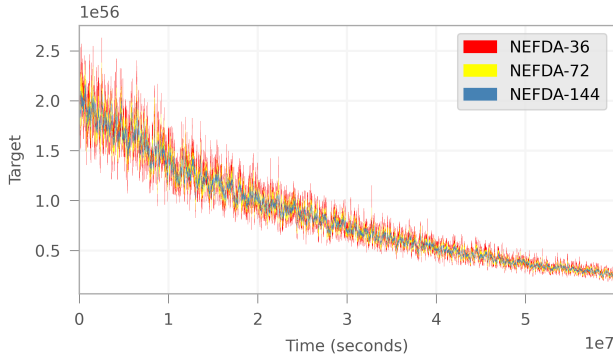


Fig. 8. Comparison of the targets produced using different smoothing factors in NEFDA under exponentially increasing hash rate.

VI. RELATED WORK

The most extensive body of difficulty algorithm research has been done by the pseudonym zawy12, who provides a comprehensive overview of various difficulty algorithms in [31]. He also examines the difficulty instabilities in BCH in [29]. Regarding NEFDA, zawy12 simulates the performance of two mostly equivalent formulations⁶: ASERT [20] and EMA [32], [9], [10], which is an approximation of ASERT that avoids the computation of exponentials. In comparison, our work additionally contains a formal derivation of this algorithm starting from first principles and an outline of the desirable properties achieved.

In [17] the author shows how Bitcoin’s difficulty algorithm causes shorter block solve-times in the case of exponential hash rate growth and defines an alternative model which achieves desired average block times in the long-run, yet is subject to increased solve time fluctuations.

A stochastic model is presented in [13], where the difficulty target is modeled as a random variable that is a function of previous block times.

The difficulty adjustment problem is addressed from a feedback control engineering perspective in [14], where the difficulty is adjusted on a per-block basis using a non-linear feedback controller based on a moving average filter of recent block timestamps for ensuring stable block solve times.

⁶We have become aware of ASERT, which is essentially equivalent to NEFDA, after receiving the unpublished work [19] of Mark B. Lundberg from zawy12.

Bobtail is an alternative difficulty algorithm, presented in [2], which reduces block solve-time variance, yet comes at the cost of requiring significantly larger block headers.

In [3] a new difficulty algorithm is presented based on “bonded mining”, whereby a miner has to put up collateral and commit to mine at an offered hash rate over a period of blocks.

A game theoretic framework of miners switching between PoW-compatible blockchains based on difficulty is proposed in [18]. The authors further show that BCH experienced a lack of loyal miners prior to the introduction of the $cw-144$ DA, which temporarily undermined the security of the system. The consequences of miners switching under BCH’s $cw-144$ DA were not examined.

VII. CONCLUSION

In this paper, we first provide an empirical analysis on BCH’s current DA and show how the behavior of economically rational miners can lead to severe instabilities in transaction throughput as a consequence of a positive feedback loop in $cw-144$. To mitigate periods of undesired (either too low or too high) transaction throughput, we derive NEFDA, a DA which does not lead to the formation of a positive feedback loop and can cope effectively with sudden hash rate fluctuations. We explain how NEFDA exhibits desirable properties in the form of history agnosticism and lack of significant positive autocorrelation. Through simulations, we demonstrate how NEFDA outperforms $cw-144$ in terms of reducing target volatility, and in turn high variations in block solve times. Additionally, we show how NEFDA is configurable in the level of responsiveness by setting the smoothing factor parameter, i.e. higher for lower reactivity and vice versa. Therefore, NEFDA constitutes a viable alternative for both large and small blockchains (in terms of baseline hash rate) when configured appropriately and may thus guarantee more stable transaction throughput.

ACKNOWLEDGMENTS

The authors would like to thank zawy12 for helpful discussions on difficulty algorithms based on exponential moving averages. The authors thank Daniel Perez for helpful technical support. Sam Werner and Dragos Ilie are supported by funding from the Brevan Howard Centre for Financial Analysis.

REFERENCES

- [1] V. Aggarwal and Y. Tan. A structural analysis of bitcoin cash’s emergency difficulty adjustment algorithm. *Available at SSRN 3383739*, 2019.
- [2] G. Bissias and B. N. Levine. Bobtail: A proof-of-work target that minimizes blockchain mining variance (draft), 2017.
- [3] G. Bissias, D. Thibodeau, and B. N. Levine. Bonded mining: Difficulty adjustment by miner commitment. In *Data Privacy Management, Cryptocurrencies and Blockchain Technology*, pages 372–390. Springer, 2019.
- [4] Bitcoin SV. Bitcoin sv. <https://bitcoinsv.io/>, 2019. Accessed: 2019-10-21.
- [5] BitcoinABC. Difficulty adjustment algorithm update. <https://www.bitcoinabc.org/2017-11-01-DAA>, 2017. Accessed: 2019-10-16.
- [6] BitcoinABC. Bitcoin abc. <https://www.bitcoinabc.org>, 2020. Accessed: 2020-03-02.

- [7] BitMEX Research. Bch's hashrate volatility increase. <https://blog.bitmex.com/bitcoin-cashes-october-2019-hashrate-volatility-increase/>, 2019. 2019-11-08.
- [8] A. Boverman. Timejacking & bitcoin. https://culubas.blogspot.com/2011/05/timejacking-bitcoin_802.html, 2011. Accessed: 2019-11-15.
- [9] J. Eliosoff. Added "ema" algos (exp moving avg). <https://github.com/kyuupichan/difficulty/pull/26#issuecomment-342290398>, 2017. Accessed: 13-11-2020.
- [10] J. Eliosoff. Add wtema-72 weighted-target exponential moving average. <https://github.com/kyuupichan/difficulty/pull/30#issuecomment-355854001>, 2018. Accessed: 13-11-2020.
- [11] forklol. <https://fork.lol/reward/dari/btc>. Accessed: 2020-03-31.
- [12] freetrader, J. Toomim, C. Culianu, and M. Lundeberg. 2020-nov-15 asert difficulty adjustment algorithm (aserti3-2d), 2020. Accessed: 13-11-2020.
- [13] D. Fullmer and A. S. Morse. Analysis of difficulty control in bitcoin and proof-of-work blockchains. In *2018 IEEE Conference on Decision and Control (CDC)*, pages 5988–5992. IEEE, 2018.
- [14] G. Hovland and J. Kucera. Nonlinear Feedback Control and Stability Analysis of a Proof-of-Work Blockchain. *Modeling, Identification and Control*, 38(4):157–168, 2017.
- [15] jtoomim. Bch upgrade proposal: Use asert as the new daa, 2020.
- [16] T. Király and L. Lomoschitz. Profitability of the coin-hopping strategy. *EGRES quick proof*, 3(2018), 2018.
- [17] D. Kraft. Difficulty control for blockchain-based consensus systems. In *Peer-to-Peer Networking and Applications*, number 2 in 9, pages 397–413, 2016.
- [18] Y. Kwon, H. Kim, J. Shin, and Y. Kim. Bitcoin vs. bitcoin cash: Coexistence or downfall of bitcoin cash? *arXiv preprint arXiv:1902.11064*, 2019.
- [19] M. B. Lundeberg. Static difficulty adjustments, with absolutely scheduled exponentially rising targets (da-asert). unpublished, 2019.
- [20] M. B. Lundeberg. Static difficulty adjustments, with absolutely scheduled exponentially rising targets (da-asert) — v.2. Accessed: 13-11-2020., 2020.
- [21] D. Meshkov, A. Chepur, and M. Jansen. Short paper: Revisiting difficulty control for blockchain systems. In *Data Privacy Management, Cryptocurrencies and Blockchain Technology*, pages 429–436. Springer, 2017.
- [22] S. Nakamoto. Bitcoin: A peer-to-peer electronic cash system. <https://bitcoin.org/bitcoin.pdf>, Dec 2008. Accessed: 2015-07-01.
- [23] W. Penard and T. van Werkhoven. On the secure hash algorithm family. *Cryptography in Context*, pages 1–18, 2008.
- [24] J. Redman. Hash watch: The highly anticipated bitcoin cash fork is now complete, 2020.
- [25] A. Sechet. Announcing the grasberg daa, 2020. Accessed: 13-11-2020.
- [26] P. Szalachowski. (short paper) towards more reliable bitcoin timestamps. In *2018 Crypto Valley Conference on Blockchain Technology (CVCBT)*, pages 101–104. IEEE, 2018.
- [27] J. Toomim. The bch difficulty adjustment algorithm is broken. here's how to fix it. https://www.reddit.com/r/btc/comments/fanc6o/the_bch_difficulty_adjustment_algorithm_is_broken/, 2020. Accessed: 2020-03-01.
- [28] zawy12. Timestamp attacks on difficulty algorithms. <https://github.com/zawy12/difficulty-algorithms/issues/30>, 2018. Accessed: 2019-11-15.
- [29] zawy12. Bch needs a new difficulty algorithm. <https://github.com/zawy12/difficulty-algorithms/issues/47>, 2019. Accessed: 2019-10-01.
- [30] zawy12. Oscillations in simple moving averages. <https://github.com/zawy12/difficulty-algorithms/issues/48>, 2019. Accessed: 2019-10-01.
- [31] zawy12. Summary of difficulty algorithms. <https://github.com/zawy12/difficulty-algorithms/issues/50>, 2019. Accessed: 2020-03-02.
- [32] zawy12. Using ema for bch's new da. <https://github.com/zawy12/difficulty-algorithms/issues/49>, 2019. Accessed: 2020-03-02.