

Fast Unbalanced Optimal Transport on Tree

Ryoma Sato^{1,2} Makoto Yamada^{1,2} Hisashi Kashima^{1,2}

¹Kyoto University ²RIKEN AIP

{r.sato@ml.ist.i, myamada@i, kashima@i}.kyoto-u.ac.jp

Abstract

This study examines the time complexities of the unbalanced optimal transport problems from an algorithmic perspective for the first time. We reveal which problems in unbalanced optimal transport can/cannot be solved efficiently. Specifically, we prove that the Kantorovich Rubinstein distance and optimal partial transport in Euclidean metric cannot be computed in strongly subquadratic time under the strong exponential time hypothesis. Then, we propose an algorithm that solves a more general unbalanced optimal transport problem exactly in quasi-linear time on a tree metric. The proposed algorithm processes a tree with one million nodes in less than one second. Our analysis forms a foundation for the theoretical study of unbalanced optimal transport algorithms and opens the door to the applications of unbalanced optimal transport to million-scale datasets.

1 Introduction

The optimal transport (OT) distance is an effective tool to compare measures and is used in a variety of fields. The applications of OT include image processing [21, 43, 48], natural language processing [36, 50], biology [25, 41, 55], and generative models [3, 52]. However, one of the major limitations of OT is that it cannot handle measures with different total mass.

We illustrate two specific issues here. First, the amount of mass is an important signal, e.g., in shape analysis [15, 56] and comparing persistence diagrams [37, 59]. Secondly, the OT distance is susceptible to noise because we must transport noise mass with high costs if noise occurs far away from other mass. In many cases, the measures are normalized so that they become probabilistic measures for applying the OT distance to them. However, normalization loses the information of the amount of mass and does not solve the noise problem, as illustrated in Figure 1, where blue and red bars represent two input measures, and the gray bar represents destroyed mass.

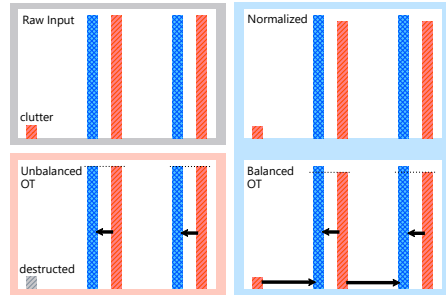


Figure 1: Illustrative example.

To overcome these issues, many variants of the OT distance in the unbalanced setting have been proposed, such as the optimal partial transport [10, 26] and Kantorovich Rubinstein distance [29, 39]. We first propose a unified framework to discuss these problems as the generalized Kantorovich Rubinstein (GKR) distance, which encompasses many existing unbalanced OT distances.

$$\min_{\pi \in \mathcal{U}^-(\mu, \nu)} \int_{\mathcal{X} \times \mathcal{Y}} c(x, y) d\pi(x, y) + \int_{\mathcal{X}} \lambda_d(x) d(\mu - \text{proj}_1 \pi)(x) + \int_{\mathcal{Y}} \lambda_c(y) d(\nu - \text{proj}_2 \pi)(y).$$

The formal notations will be provided later. Intuitively, the GKR distance can destruct a unit mass at cost $\lambda_d(x)$ and create a unit mass at cost $\lambda_c(x)$ at $x \in \mathcal{X}$. Therefore, $\lambda_c = \lambda_d = \infty$ recovers the standard OT distance. We investigate the GKR distance in the light of fine-grained complexity [60, 61]. Fine-grained complexity shows that some problem is not solvable within $O(n^{c-\epsilon})$ time under some hypothesis, just like NP-hard problems are shown to be not solvable efficiently under the $P \neq NP$ hypothesis. In this paper, we prove that important special cases of the GKR distance, namely the optimal partial transport and Kantorovich Rubinstein distance, are not solvable in strongly subquadratic time under the strong exponential time hypothesis (SETH) [30, 61].

Thanks to this theorem, we can avoid fruitless efforts pursuing efficient algorithms for unbalanced OT in Euclidean space, and this theorem motivates us to consider other spaces. It is known that the OT distance in Euclidean space can be efficiently approximated by the OT distance in 1-dimensional Euclidean space [11, 34, 48] or tree metrics [12, 31, 38]. We consider the GKR distance on tree metrics in this paper. It is noteworthy that tree metrics include 1-dimensional space because 1-dimensional space can be seen as a path graph, which is a special case of a tree. We prove that the GKR distance on a quadtree metric can approximate the GKR distance on the Euclidean metric theoretically and empirically. Although it is easy to compute the OT distance in tree metrics in linear time, it is not trivial how to compute the GKR distance in tree metrics efficiently. In this paper, we propose an efficient algorithm to compute the GKR distance in tree metrics in $O(n \log^2 n)$ time, where n is the number of nodes in a tree. Therefore, our algorithm solves many existing unbalanced OT problems on tree metrics efficiently. In practice, our algorithm processes a tree with more than one million nodes in less than one second on a laptop computer. We publish a C++ implementation and Python wrapper for our algorithm as an open source project.

The contributions of this paper are as follows. **Framework:** We propose the GKR distance, a general framework for unbalanced OT problems. **Hardness result:** We prove that existing unbalanced OT problems cannot be solved in strongly subquadratic time under SETH. **Efficient algorithm:** We propose a quasi-linear time algorithm for the GKR distance in tree metrics.

2 Related Work

One of the major constraints of the OT distance is that it requires the two input measures to have the same total mass. However, handling measures with different mass is crucial in imaging [15, 16, 39], biology [55], keypoint matching [22, 53], text matching [57] and transport equations [46, 47]. Kantorovich [32, 33] already extended the OT distance to the unbalanced setting by introducing the waste function in 1957. Benamou [6, 8] generalized the OT distance to the unbalanced setting via the dynamic formulation of the OT distance [7]. Following this work, many generalizations of the OT distance to the unbalanced setting have been proposed, such as the optimal partial transport [10, 26], Wasserstein-Fisher-Rao [15, 35, 40], and Kantorovich-Rubinstein distance [29, 39]. Chizat et al. provided a unified view to the static and dynamic formulations of unbalanced OT [17] and proposed a generalized Sinkhorn algorithm to compute unbalanced OT efficiently [16].

Sliced partial optimal transport [9] is a linear time algorithm for a special case of the optimal partial transport in the 1-dimensional Euclidean space. Their problem is a very special case of the generalized Kantorovich Rubinstein distance because the GKR distance with $\lambda_c = 0, \lambda_d = \infty$ recovers their case. Moreover, we propose an algorithm for tree metrics, which can handle 1-dimensional space (i.e., a path graph) as a special case.

Lellmann et al. [39] utilized the Kantorovich Rubinstein distance, where the cost of destruction and creation is uniform (i.e., $\lambda_c = \lambda_d = \lambda$ (const.)), for denoising and cartoon-texture decomposition. Uniform destruction costs (i.e., adding dusts) are used in keypoint matching [22, 53] and text matching [57] as well to absorb unmatched points. Caffarelli et al. [10] and Figalli [26] proposed optimal partial transport to handle unbalanced measures. This metric transports $\kappa \leq \min(\|\mu\|_1, \|\nu\|_1)$ mass instead of all mass. As Chizat et al. [15] pointed out, this is equivalent to the Kantorovich Rubinstein distance. This indicates that the earth mover’s distance (EMD) [51] and Pele’s EMD [45] are also special cases of GKR (with additional trivial terms or normalization).

Kantorovich considered a variant of the OT distance by allowing mass creation and destruction at the boundary of the domain [33]. Figalli et al. [27] considered a similar distance and an application to gradient flows with Dirichlet boundary conditions. Their distance is a special case of the GKR distance because GKR with $\lambda_c(x) = \lambda_d(x) = d(x, \partial\mathcal{X})$ recovers their distance, where $d(x, \partial\mathcal{X})$

is the distance from x to the boundary. Lacombe et al. [37] used the unbalanced OT distance for comparing persistent diagrams. They considered the diagonal of persistent diagrams as a sink. Their distance is a special case of the GKR distance because GKR with $\lambda_c(x) = \lambda_d(x) = d(x, \Delta)$ recovers their problem, where $d(x, \Delta)$ is the distance from x to the diagonal.

A network flow-based method [29, 44] can compute the GKR distance, but a major limitation of the flow-based method is its scalability. Namely, the flow-based method runs in $O(n^2 \log n)$ time even on tree metrics. In this paper, we propose an efficient algorithm to compute the GKR distance in tree metrics exactly that works in $O(n \log^2 n)$ time in the worst case. Our method can process measures with more than one million elements within one second.

Limitation of our framework: The GKR distance penalizes mass creation and destruction linearly. Thus, the GKR distance does not contain the Wasserstein-Fisher-Rao distance [15, 35, 40], which penalizes mass creation and destruction by KL divergence. Extending our results to the Wasserstein-Fisher-Rao distance is an important open problem.

3 Background

Notations. $\mathcal{M}(\mathcal{X})$ denotes the set of measures on measurable space \mathcal{X} . When the measurable space $\mathcal{X} = \{x_1, \dots, x_n\}$ is finite, a measure $\mu = \sum_i a_i \delta_{x_i}$ can be represented as a histogram $\mathbf{a} = [a_1, \dots, a_n]^\top \in \mathbb{R}_{\geq 0}^n$, where δ_x is the Dirac mass at x . We use a measure and a histogram interchangeably in that case. proj_1 and $\text{proj}_2: \mathcal{M}(\mathcal{X} \times \mathcal{X}) \rightarrow \mathcal{M}(\mathcal{X})$ are projections to the first and second coordinate, respectively. Specifically, for a measure $\mu \in \mathcal{M}(\mathcal{X} \times \mathcal{X})$ and measurable sets $A, B \subset \mathcal{X}$, $\text{proj}_1 \mu(A) = \mu(A \times \mathcal{X})$ and $\text{proj}_2 \mu(B) = \mu(\mathcal{X} \times B)$. $\mathcal{U}(\mu, \nu) = \{\pi \in \mathcal{M}(\mathcal{X} \times \mathcal{X}) \mid \text{proj}_1 \pi = \mu, \text{proj}_2 \pi = \nu\}$ denotes the set of coupling measures of μ and $\nu \in \mathcal{M}(\mathcal{X})$. $\mathcal{U}^-(\mu, \nu) = \{\pi \in \mathcal{M}(\mathcal{X} \times \mathcal{X}) \mid \text{proj}_1 \pi \leq \mu, \text{proj}_2 \pi \leq \nu\}$ denotes the set of sub-coupling measures of μ and $\nu \in \mathcal{M}(\mathcal{X})$. A tree is a connected acyclic graph. In this paper, we consider weighted undirected graphs. Thus, a tree is represented as a tuple $\mathcal{T} = (\mathcal{X}, E, w)$, where \mathcal{X} is a set of nodes, $E \subset \mathcal{X} \times \mathcal{X}$ is a set of edges, and $w: E \rightarrow \mathbb{R}_{\geq 0}$ is a weight function. Because we consider undirected trees, if $(x, y) \in E$, (y, x) and $w(x, y) = w(y, x)$ hold. $d_{\mathcal{T}}: \mathcal{X} \times \mathcal{X} \rightarrow \mathbb{R}_{\geq 0}$ denotes the geodesic distance between two nodes on tree \mathcal{T} . Specifically, for node $u, v \in \mathcal{X}$, $\bar{d}_{\mathcal{T}}(u, v)$ is the sum of the edge weights in the unique path between u and v . For $f, g: \mathbb{R} \rightarrow \mathbb{R}$, $f = \omega(g)$ denotes $f(x)/g(x) \rightarrow \infty$ as $x \rightarrow \infty$.

Optimal Transport. Given two measures μ and $\nu \in \mathcal{M}(\mathcal{X})$ with the same total mass (i.e., $\|\mu\|_1 = \|\nu\|_1$) and a cost function $c: \mathcal{X} \times \mathcal{X} \rightarrow \mathbb{R}_{\geq 0}$, the OT problem is defined as $\text{OT}(\mu, \nu) = \min_{\pi \in \mathcal{U}(\mu, \nu)} \int_{\mathcal{X} \times \mathcal{X}} c(x, y) d\pi(x, y)$. In particular, when the cost function is the power d^p of a distance d , $\text{OT}^{1/p}$ is referred to as the Wasserstein distance. The Wasserstein distance has many applications in machine learning, including document classification [36], comparing label distributions [28], and generative models [3, 52]. The OT problem can be solved using a minimum cost flow algorithm [44] exactly or using the Sinkhorn algorithm [20] with entropic regularization. One limitation of the OT problem is that it cannot handle measures with different total mass because the set $\mathcal{U}(\mu, \nu)$ of coupling measures is empty in that case. Many extensions of the OT problem have been proposed to deal with “unbalanced” measures, as we reviewed in Section 2. In the following sections, we analyze the time complexities of unbalanced OT problems.

4 Generalized Kantorovich Rubinstein Distance

In this section, we propose the generalized Kantorovich Rubinstein (GKR) distance, a generalized problem of unbalanced OT. The GKR distance is defined as follows:

$$\text{GKR}(\mu, \nu) = \min_{\pi \in \mathcal{U}^-(\mu, \nu)} \int_{\mathcal{X} \times \mathcal{X}} c d\pi + \int_{\mathcal{X}} \lambda_d d(\mu - \text{proj}_1 \pi) + \int_{\mathcal{X}} \lambda_c d(\nu - \text{proj}_2 \pi),$$

where λ_d and $\lambda_c: \mathcal{X} \rightarrow \mathbb{R}_{\geq 0}$ are destruction and creation cost functions, respectively. Intuitively, the GKR distance does not necessarily transport all the mass but pays penalties for mass creation and destruction. The triangle inequality holds if (1) c is a metric and (2) $\lambda_d(x) \leq c(x, y) + \lambda_d(y)$ and $\lambda_c(y) \leq \lambda_c(x) + c(x, y)$ hold for any $x, y \in \mathcal{X}$. We assume condition (2) in the following. Intuitively, this condition says that it is always more beneficial to destruct a mass at x than to transport

the mass somewhere and destruct it there. Importantly, the GKR distance includes many popular variants of the OT distance as special cases, as we discussed in Section 2. namely, the GKR distance encompasses the Kantorovich Rubinstein distance [29, 39], optimal partial transport problem [10, 26], and Figalli’s formulation [27, 33] as special cases.

Measures considered in the machine learning field are often discrete and endowed with the Euclidean metric [19, 36]. For the time being, we consider that the space is a finite subset of the d -dimensional space (i.e., $\mathcal{X} \subset \mathbb{R}^d$ and $|\mathcal{X}| = n$), and the cost function is the power of the L_p metric (i.e., $c(x, y) = \|x - y\|_p^p$), and we show that important special cases of the GKR distance cannot be computed efficiently under the following hypothesis.

Hypothesis 1 (strong exponential time hypothesis (SETH) [30, 61]). For any $\delta < 1$, there exists $k \in \mathbb{Z}^+$ such that the k -SAT problem with n variables cannot be solved in $O(2^{\delta n})$ time even by a randomized algorithm.

This hypothesis has been used to prove that some problems, such as graph diameter [13, 49] and edit distance [4], are not solvable efficiently and has been supported by, e.g., [1, 14]. We show that unbalanced optimal transport problems cannot be solved efficiently under this hypothesis.

Theorem 2. *If SETH is true, for any $p \geq 1$ and $\varepsilon > 0$, neither the Kantorovich Rubinstein distance nor optimal partial transport problem, where $\mathcal{X} \subset \mathbb{R}^d$, $c(x, y) = \|x - y\|_p^p$, and $d = \omega(\log n)$, can be solved in $O(n^{2-\varepsilon})$ time.*

This theorem is proved by reduction from the bichromatic Hamming close pair problem [2]. All proofs are provided in the appendices. As far as we know, fine grained complexity has not yet been explored in the machine learning literature, except empirical risk minimization [5]. Our result demonstrates that the concept of fine grained complexity is a useful tool to derive hardness results in machine learning. From this theorem, it seems impossible to apply unbalanced OT to million-scale datasets in Euclidean space. This fact motivates us to consider easier metrics. Previous works proved that OT in Euclidean space can be effectively approximated by OT on a tree metric via theoretical arguments [12, 31] and empirical studies [31, 38]. We extend the results of the tree OT approximation by Indyk et al. [31] to the tree GKR approximation.

Theorem 3. *Let GKR_{euc} be the GKR distance with Euclidean cost $c_{euc}(x, y) = \|x - y\|_2$. Let GKR_{tree} be the GKR distance with quadtree cost $c_{tree}(x, y) = d_{\mathcal{T}}(x, y)$, where \mathcal{T} is a quadtree. There exists a constant C such that for any measures μ and ν , $GKR_{euc}(\mu, \nu) \leq C \cdot GKR_{tree}(\mu, \nu)$ holds. If we randomly translate measures when we construct a quadtree, there exists a constant D such that $\mathbb{E}_{\mathcal{T}}[GKR_{tree}(\mu, \nu)] \leq D \cdot GKR_{euc}(\mu, \nu) \log \Delta$, where Δ is the spread (i.e., the ratio of the farthest distance to the closest distance), and the expectation is taken by random translation of the measures.*

This theorem indicates that the GKR distance on the Euclidean metric can be approximated by the GKR distance on a quadtree metric. Furthermore, tree OT includes the sliced OT [11, 34, 48], which was shown to be an effective approach to scale up the standard OT. In addition to that, OT on a tree metric is interesting in its own right. For example, UniFrac [41] uses OT on a phylogenetic tree to compare microbial communities. In the following, we consider GKR on a tree metric. Formally, the problem of the GKR distance on a tree metric can be formalized as follows.

Problem 4 (GKR distance on tree metrics). **Input:** A tree $\mathcal{T} = (\mathcal{X}, E, w)$ with $n = |\mathcal{X}|$ nodes, mass destruction and creation functions $\lambda_d, \lambda_c: \mathcal{X} \rightarrow \mathbb{R}_{\geq 0}$, and two measures $\mathbf{a}, \mathbf{b} \in \mathbb{R}_{\geq 0}^{\mathcal{X}}$ on tree \mathcal{T} . **Output:** The GKR distance $GKR(\mathbf{a}, \mathbf{b})$ with cost $c(x, y) = d_{\mathcal{T}}(x, y)$.

Note that the GKR distance on a finite space can be formulated as follows.

$$GKR(\mathbf{a}, \mathbf{b}) = \min_{\pi \in \mathcal{U}^-(\mathbf{a}, \mathbf{b})} \sum_{x, y \in \mathcal{X}} c(x, y) \pi_{x, y} + \sum_{x \in \mathcal{X}} \lambda_d(x) (\mathbf{a} - \text{proj}_1 \pi)_x + \sum_{y \in \mathcal{X}} \lambda_c(y) (\mathbf{b} - \text{proj}_2 \pi)_y,$$

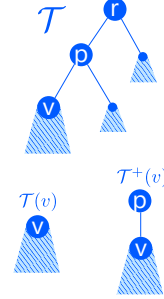
where $(\text{proj}_1 \pi)_i = \sum_j \pi_{ij}$ and $(\text{proj}_2 \pi)_j = \sum_i \pi_{ij}$ are projections and $\mathcal{U}^-(\mathbf{a}, \mathbf{b}) = \{\pi \in \mathbb{R}_{\geq 0}^{\mathcal{X} \times \mathcal{X}} \mid (\text{proj}_1 \pi)_x \leq \mathbf{a}_x, (\text{proj}_2 \pi)_y \leq \mathbf{b}_y\}$ is the set of sub-couplings. This problem can be solved by a minimum cost flow algorithm, as Guittet [29] pointed out for the Kantorovich Rubinstein distance. Specifically, the space is extended with a virtual point, and each point is connected to this point with costs of mass destruction and creation. Because there are $O(n)$ edges, this problem can be

solved in $O(n^2 \log n)$ time by Orlin’s algorithm [44]. The Sinkhorn algorithm [20] is an alternative approach to solve this problem in $O(n^2)$ time by introducing entropic regularization. However, these algorithms are too slow for large datasets. In the following section, we propose a more efficient algorithm for this problem.

5 Fast Computation of GKR on Tree Metrics

In this section, we propose an efficient algorithm for the GKR distance on tree metrics based on dynamic programming and speed up the computation using fast convex min-sum convolution, efficient data structures, and weighted-union heuristics¹. For the algorithm description, we arbitrarily choose a root node $r \in \mathcal{X}$. Further, without loss of generality, we assume that the input is a binary tree, only leaf nodes have mass (i.e., $\mathbf{a}_x = \mathbf{b}_x = 0$ for all internal node x), and we do not create or destruct mass in internal nodes to simplify the discussion (see Appendix C).

Notations for algorithm description. For a rooted tree $\mathcal{T} = (\mathcal{X}, E, w)$ and $v \in \mathcal{X}$, let $\mathcal{T}(v) = (\mathcal{X}_v, E_v, w)$ be the subtree of node v . Let $p(v) \in \mathcal{X}$ be the parent node of $v \in \mathcal{X}$. For a non-root node $v \in \mathcal{X}$, let $\mathcal{T}^+(v) = (\mathcal{X}_v \cup \{p(v)\}, E_v \cup \{(v, p(v)), (p(v), v)\}, w)$ be the extended subtree of node v . For a subtree $\mathcal{T}' = (\mathcal{X}', E', w)$ and measure $\mathbf{a} \in \mathbb{R}_{\geq 0}^{\mathcal{X}}$ on tree \mathcal{T} , let $\mathbf{a}|_{\mathcal{T}'}$ be the restriction of \mathbf{a} to subtree \mathcal{T}' (i.e., $\mathbf{a}|_{\mathcal{T}', v} = \mathbf{a}_v$ for $v \in \mathcal{X}'$). For $x \in \mathbb{R}$, let $[x]_+ = \max(0, x)$. For real-valued functions f and $g: \mathbb{R} \rightarrow \mathbb{R}$, let $f * g: \mathbb{R} \rightarrow \mathbb{R}$ be the min-sum convolution of f and g , i.e., $(f * g)(x) = \min_z f(x - z) + g(z)$.



Naive dynamic programming. For each $v \in \mathcal{X}$, $x \in \mathbb{R}$, we consider the following two states:

$$\begin{aligned} t_{v,x} &= \text{GKR}(\mathbf{a}|_{\mathcal{T}(v)} + [x]_+ \cdot \delta_v, \mathbf{b}|_{\mathcal{T}(v)} + [-x]_+ \cdot \delta_v), \\ e_{v,x} &= \text{GKR}(\mathbf{a}|_{\mathcal{T}^+(v)} + [x]_+ \cdot \delta_{p(v)}, \mathbf{b}|_{\mathcal{T}^+(v)} + [-x]_+ \cdot \delta_{p(v)}). \end{aligned}$$

Intuitively, $t_{v,x}$ and $e_{v,x}$ are restrictions of the GKR distance to subtrees $\mathcal{T}(v)$ and $\mathcal{T}^+(v)$, respectively, with additional x mass on v and $p(v)$, respectively. Therefore, the answer we want is $\text{GKR}(\mathbf{a}, \mathbf{b}) = t_{r,0}$. We explain how to compute these values recursively. **Initial value of t_v :** In a leaf node v , the only thing we can do is create and destroy mass to balance the source and target mass at v . Therefore, the initial states in a leaf node v are computed as follows:

$$t_{v,x} = \begin{cases} (\mathbf{b}_v - \mathbf{a}_v - x)\lambda_c(v) & (\mathbf{b}_v - \mathbf{a}_v - x \geq 0) \\ (\mathbf{a}_v + x - \mathbf{b}_v)\lambda_d(v) & (\text{otherwise}) \end{cases} \quad (1)$$

Recursive equation of e_v : For each non-root node v , the only thing we can do when we extend the subtree is transporting all mass on $p(v)$ to v or v to $p(v)$. Transporting x mass costs $|x| \cdot w(v, p(v))$.

Recursive equation of t_v : For each internal node p with children v and u , when we merge two extended subtrees $\mathcal{T}'(v)$ and $\mathcal{T}'(u)$, the mass on p are distributed to two extended subtrees so that the total cost is minimized. We search the distributed mass y to child u naively. Therefore, the following recursive equations hold:

$$e_{v,x} = |x| \cdot w(v, p(v)) + t_{v,x}, \quad (2)$$

$$t_{p,x} = \min_y e_{v,x-y} + e_{u,y} = e_v * e_u. \quad (3)$$

However, it is impossible to execute this dynamic programming because there are infinitely many states. In the following, we propose a method to make the number of states finite and speed up the computation of this dynamic programming.

Speeding up dynamic programming. The most important insight for speeding up the computation is that t_v and e_v are convex piece-wise linear functions.

Lemma 5. t_v and e_v are convex and piece-wise linear functions with $O(|\mathcal{X}_v|)$ segments.

Intuitively, they are convex because nearby sinks are filled, and it costs more to transport extra mass as the amount of mass increases. To manage convex piece-wise linear functions efficiently, we represent each function by a sequence of slopes and lengths of segments, or equivalently, by the run-length representation of the convex conjugate function. Specifically, we represent a convex

¹A similar technique is known in the competitive programming community <https://icpc.kattis.com/problems/conquertheworld>

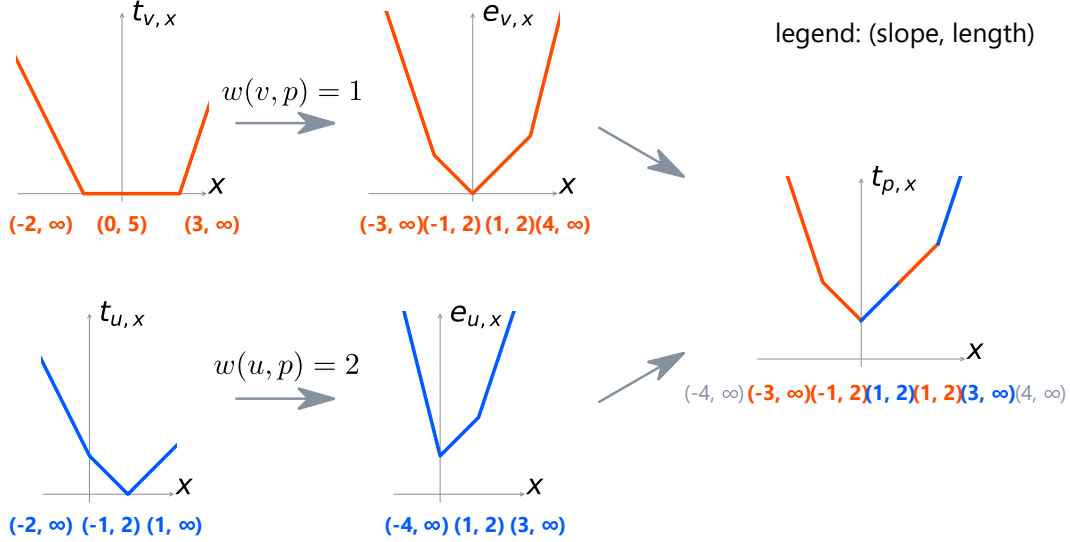


Figure 2: **Example of DP computation.** Our algorithm manages a piece-wise linear function by a set of the slopes and lengths of the segments.

piecewise function g as a tuple of $m(g) = \min_x g(x)$, $b(g) = \operatorname{argmin}_x g(x) = \inf\{x \mid g(x) = m(g)\}$, and $B(g) = \{B(g)_i\}_{i=1,2,\dots,n(g)}$, where $B(g)_i = (s(g)_i, l(g)_i)$ is a pair of slope $s(g)_i$ and length $l(g)_i$ of the i -th segment. It is known that min-sum convolution of convex functions is easy to compute in convex conjugate form.

Lemma 6 (convex min-sum convolution [58]). *Let f and g be arbitrary convex piecewise functions. Then, $m(f * g) = m(f) + m(g)$, $b(f * g) = b(f) + b(g)$, and $B(f * g) = \operatorname{sorted}(B(f) \parallel B(g))$, i.e., $B(f * g)$ is obtained by lining up elements of $B(f)$ and $B(g)$ in ascending order of slopes.*

In this form, for each leaf v , the initial state is $m(t_v) = 0$, $b(t_v) = b_v - a_v$, and $B(t_v) = \{(-\lambda_c(v), \infty), (\lambda_d(v), \infty)\}$ from Eq. (1). From Eq. (2), extending a subtree decreases the slopes by $w(v, p(v))$ where $x < 0$ and increases them by $w(v, p(v))$ where $x \geq 0$ and changes $m(e_v)$ and $b(e_v)$ accordingly. From Eq. (3) and Lemma 6, merging two extended subtrees sorts $B(f_v)$ and $B(f_u)$ in increasing order of slopes, and $m(t_p)$ and $b(t_p)$ are the summations of the counterparts. Thanks to this re-formulation, the number of states is finite and the dynamic programming can be computed in $O(n^2 \log n)$ time because each node v manipulates and sorts arrays of size $O(|\mathcal{X}_v|)$. However, this complexity is still unsatisfactory.

To speed up the computation, we use an efficient data structure. Specifically, we use a balanced binary tree, such as a red black tree, with additional information in each node [18, §14] to manage a set of segments in increasing order of slopes, or equivalently, in the increasing order of positions because the functions are convex. Eq. (2) can be computed in $O(\log m)$ time, where m is the number of segments in a set, by lazy propagation. Eq. (2) can be computed in $O(\log m)$ time by inserting two segments into the balanced binary tree. The only obstacle is Eq. (3), where merging two sets may take $O(|\mathcal{T}_v| + |\mathcal{T}_u|)$ time. This problem can be solved by weighted-union heuristics [18]. Specifically, if the smaller set is always merged into the larger set, the total number of operations needed is $O(n \log n)$ in total. Because each insert operation requires $O(\log n)$ time, the total complexity is $O(n \log^2 n)$. Algorithm 1 describes the pseudo code of the algorithm.

Theorem 7. *Problem 4 can be solved in $O(n \log^2 n)$ time.*

Because many unbalanced OT problems are special cases of GKR, they can also be computed in quasi-linear time.

Corollary 8. *The Kantorovich Rubinstein [29, 39], optimal partial transport [10, 26], Figalli [27, 33], and Lacombe [37] distances can be computed in quasi-linear time on a tree metric.*

Optimal Coupling. Our algorithm can also reconstruct the optimal coupling $\pi^* \in \mathcal{U}^-(a, b)$ efficiently by backtracking the DP table. This can be easily done by storing which segment is from which node and checking whether each segment is in the negative x or positive x in the root. Once

Algorithm 1: $\text{GKR}(\mathcal{T}, \mathbf{a}, \mathbf{b}, \lambda_d, \lambda_c, v)$

```
1 Data: Tree  $\mathcal{T}$ , Measures  $\mathbf{a}, \mathbf{b}$ , Cost functions  $\lambda_d, \lambda_c$ , and Node  $v$ .
2 Result:  $t_v = (m(t_v), b(t_v), B(t_v))$ 
3 begin
4    $B(t_v) \leftarrow \{(-\lambda_c(v), \infty), (\lambda_d(v), \infty)\}; m(t_v) \leftarrow 0; b(t_v) \leftarrow \mathbf{b}_v - \mathbf{a}_v;$  // base case
5   for  $c$ : child of  $v$  do
6      $t_c \leftarrow \text{GKR}(\mathcal{T}, \mathbf{a}, \mathbf{b}, \lambda_d, \lambda_c, c)$ 
7     Subtract  $w(c, v)$  from the slopes of segments of  $t_c$  where  $x < 0$  and add  $w(c, v)$  to the
       slopes of segments of  $t_c$  where  $x \geq 0$ . // Eq. (2)
8     if  $|B(t_c)| > |B(t_v)|$  then
9       swap( $B(t_c), B(t_v)$ ) // weighted-union heuristics
10     $m(t_v) \leftarrow m(t_v) + m(t_c); b(t_v) \leftarrow b(t_v) + b(t_c)$ 
11    for  $s$ : segments in  $B(t_c)$  do
      Insert  $s$  into  $B(t_v)$  // Eq. (3)
```

the amount of mass creation and destruction at each node is computed, it is easy to compute the optimal coupling of the standard OT on a tree [24, 38]. This indicates that Flowtree [24] can be combined with the tree GKR to approximate the Euclidean GKR distance more accurately. We leave this direction as future work.

6 Experiments

We confirm the effectiveness of the proposed method through numerical experiments. We run the experiments on a Linux server with an Intel Xeon CPU E7-4830 @ 2.00 GHz and 1 TB RAM. We aim to answer the following questions. (Q1) How fast is the proposed method? (Q2) How accurately can tree GKR approximate Euclidean GKR? (Q3) Is the proposed method applicable to large-scale datasets? We also investigate the noise robustness of GKR, but we defer this to the appendices because the priority of this work is not discussing the usefulness of unbalanced OT, which has been extensively proved in existing works, but we aim at providing an efficient method for unbalanced OT.

Speed Comparison: We first measure the speed of the proposed method to show its efficiency. We use two baseline methods. The first one is the minimum cost flow-based algorithm, which takes as input the augmented graph as proposed by Guittet [29]. The second one is the Sinkhorn algorithm, where the cost matrix is the shortest distance matrix of the augmented graph. We use the network simplex algorithm in the Lemon graph library [23] as the implementation of the minimum cost flow algorithm and the C++ implementation of the Sinkhorn algorithm [54]. For each $n = 2^7, 2^8, \dots, 2^{20}$, we generate 10 random trees with n nodes. The amount of mass in each node is an integer drawn from an i.i.d. uniform distribution from 0 to 10^6 . The weight of each edge is also drawn from the same distribution. Figure 6 plots the time consumption of each method. The proposed method is several orders of magnitude faster than both baseline methods, and the difference is likely to increase as the data size increases. We also conduct the same experiments with a laptop computer with an Intel Core i5-7200U @ 2.50 GHz and 4 GB RAM. The proposed method processes a tree with $2^{20} (> 10^6)$ nodes in 0.70 seconds on this laptop.

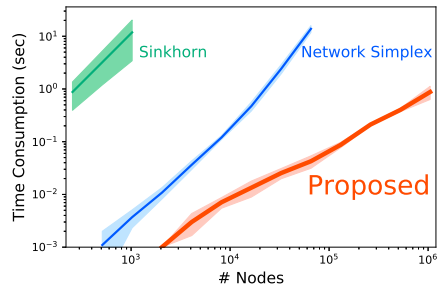


Figure 3: Speed comparison.

Approximation Accuracy: We then measure the accuracy of the approximation of the quadtree GKR. We use Chicago Crime dataset², where each measure corresponds to a day and contains Dirac

²<https://data.cityofchicago.org/>

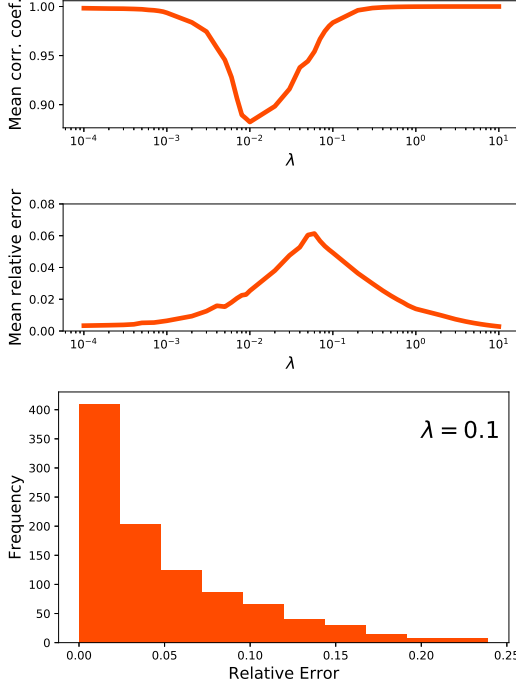


Figure 4: (Top) Spearman’s ρ . (Mid, Bottom) Relative error.

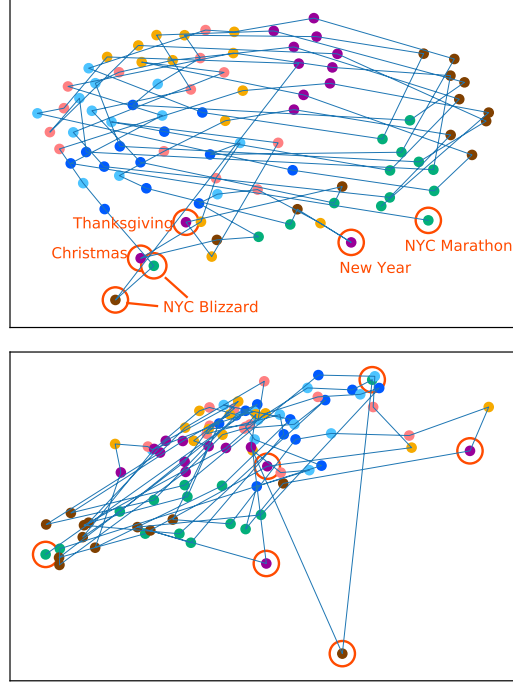


Figure 5: MDS plots of (Top) tree GKR and (Bottom) tree sliced Wasserstein.

mass in the place where a crime occurred in that day. We approximate the GKR distance of measures endowed with the Euclidean distance by the GKR distance with the quadtree metric. We randomly sample 1000 pairs of days from January 2, 2015 to December 31, 2015 and compute the GKR distance GKR_{euc} of these measures in Euclidean space with $\lambda_d = \lambda_c = \lambda \in [10^{-4}, 10.0]$. We then compute the GKR distance GKR_{tree} of these measures using the quadtree of depth 15 without random translation. We linearly scale the quadtree metric because the scales of these distances are different. The scale is determined by 10 training data so that the relative error is minimized (see Appendix D). We compute the relative error $|\text{GKR}_{\text{euc}} - \text{GKR}_{\text{tree}}|/\text{GKR}_{\text{euc}}$ and the Spearman’s rank correlation coefficient ρ between GKR_{euc} and GKR_{tree} using the remaining 990 pairs of measures. Figure 4 shows that the correlation coefficient is larger than 0.9 for most λ , and the relative error is less than 0.1 for most cases. This indicates that tree GKR can well approximate Euclidean GKR.

Case Study (Large-Scale Dataset): We apply the GKR distance to a large-scale dataset, namely, the New York taxi dataset³ from November 1, 2015 to January 31, 2016. This dataset contains more than 66 million events, which is a scale never seen before in the unbalanced OT literature. The ground space is 2-dimensional space \mathbb{R}^2 , and each mass represents a taxi pickup or dropoff event. We compute the distance between each pair of two days using the tree sliced Wasserstein (i.e., $\lambda_c = \lambda_d = \infty$) and GKR distance with $\lambda_c = \lambda_d = 0.001$ with quadtree. We normalize measures so that the total mass is equal to one for the tree sliced Wasserstein and use raw measures for GKR. Figure 5 plots the results of multidimensional scaling of both distances. Each dot represents a day and a color represents a day of the week. The GKR distance locates anomaly days, such as Christmas, new year, and severe blizzard days, to the bottom, weekends to the right, and weekdays to the left. Moreover, a clear periodicity can be seen in the GKR plot. The tree sliced Wasserstein also separates weekends and weekdays but does not locate anomaly days in similar positions. This is because GKR takes the number of events into account, whereas the standard OT does not due to normalization. The merits of both methods depend on the application. If one wants to know the probabilistic distribution of events, the standard OT is more appropriate, but if one wants to distinguish the amount of mass, the GKR distance is beneficial. GKR can balance this trade-off by setting parameters λ_c and λ_d .

³<https://www1.nyc.gov/site/tlc/about/tlc-trip-record-data.page>

7 Conclusion

In this paper, we proposed the GKR distance, which encompasses many previous unbalanced OT problems. We showed that important special cases of the GKR distance on L_p metrics cannot be computed in strongly subquadratic time under SETH. We then proposed a quasi-linear time algorithm to compute the GKR distance on tree metrics. Our algorithm can process more than one million masses in one second and can be applied to large-scale problems.

Broader Impact

This work involves no ethical aspects. Because our algorithm reduces massive amount of computation, this work contributes to society by reducing power consumption and carbon footprint.

Acknowledgments

This work was supported by the JSPS KAKENHI GrantNumber 20H04243 and 20H04244.

References

- [1] Amir Abboud, Karl Bringmann, Holger Dell, and Jesper Nederlof. More consequences of falsifying SETH and the orthogonal vectors conjecture. In *50th Symposium on Theory of Computing Conference, STOC*, pages 253–266. ACM, 2018.
- [2] Josh Alman and Ryan Williams. Probabilistic polynomials and hamming nearest neighbors. In *IEEE 56th Annual Symposium on Foundations of Computer Science, FOCS*, pages 136–150, 2015.
- [3] Martín Arjovsky, Soumith Chintala, and Léon Bottou. Wasserstein generative adversarial networks. In *Proceedings of the 34th International Conference on Machine Learning, ICML*, pages 214–223, 2017.
- [4] Arturs Backurs and Piotr Indyk. Edit distance cannot be computed in strongly subquadratic time (unless SETH is false). In *Proceedings of the Forty-Seventh Annual ACM on Symposium on Theory of Computing, STOC*, pages 51–58. ACM, 2015.
- [5] Arturs Backurs, Piotr Indyk, and Ludwig Schmidt. On the fine-grained complexity of empirical risk minimization: Kernel methods and neural networks. In *Advances in Neural Information Processing Systems 30: Annual Conference on Neural Information Processing Systems 2017, NIPS*, pages 4308–4318, 2017.
- [6] Jean-David Benamou. Numerical resolution of an “unbalanced” mass transport problem. *ESAIM: Mathematical Modelling and Numerical Analysis*, 37(5):851–868, 2003.
- [7] Jean-David Benamou and Yann Brenier. A computational fluid mechanics solution to the monge-kantorovich mass transfer problem. *Numerische Mathematik*, 84(3):375–393, 2000.
- [8] Jean-David Benamou and Yann Brenier. Mixed L^2 -wasserstein optimal mapping between prescribed density functions. *Journal of Optimization Theory and Applications*, 111(2):255–271, 2001.
- [9] Nicolas Bonneel and David Coeurjolly. SPOT: sliced partial optimal transport. *ACM Trans. Graph.*, 38(4):89:1–89:13, 2019.
- [10] Luis A Caffarelli and Robert J McCann. Free boundaries in optimal transport and monge-ampere obstacle problems. *Annals of mathematics*, pages 673–730, 2010.
- [11] Mathieu Carrière, Marco Cuturi, and Steve Oudot. Sliced wasserstein kernel for persistence diagrams. In *Proceedings of the 34th International Conference on Machine Learning, ICML*, pages 664–673, 2017.

- [12] Moses Charikar. Similarity estimation techniques from rounding algorithms. In *Proceedings on 34th Annual ACM Symposium on Theory of Computing, STOC*, pages 380–388. ACM, 2002.
- [13] Shiri Chechik, Daniel H. Larkin, Liam Roditty, Grant Schoenebeck, Robert Endre Tarjan, and Virginia Vassilevska Williams. Better approximation algorithms for the graph diameter. In *Proceedings of the Twenty-Fifth Annual ACM-SIAM Symposium on Discrete Algorithms, SODA*, pages 1041–1052. SIAM, 2014.
- [14] Lijie Chen and Ryan Williams. An equivalence class for orthogonal vectors. In *Proceedings of the Thirtieth Annual ACM-SIAM Symposium on Discrete Algorithms, SODA*, pages 21–40. SIAM, 2019.
- [15] Lénaïc Chizat, Gabriel Peyré, Bernhard Schmitzer, and François-Xavier Vialard. An interpolating distance between optimal transport and fisher-rao metrics. *Foundations of Computational Mathematics*, 18(1):1–44, 2018.
- [16] Lénaïc Chizat, Gabriel Peyré, Bernhard Schmitzer, and François-Xavier Vialard. Scaling algorithms for unbalanced optimal transport problems. *Mathematics of Computation*, 87(314):2563–2609, 2018.
- [17] Lénaïc Chizat, Gabriel Peyré, Bernhard Schmitzer, and François-Xavier Vialard. Unbalanced optimal transport: Dynamic and kantorovich formulations. *Journal of Functional Analysis*, 274(11):3090–3123, 2018.
- [18] Thomas H Cormen, Charles E Leiserson, Ronald L Rivest, and Clifford Stein. *Introduction to algorithms*. MIT press, 2009.
- [19] Nicolas Courty, Rémi Flamary, Devis Tuia, and Alain Rakotomamonjy. Optimal transport for domain adaptation. *IEEE Trans. Pattern Anal. Mach. Intell.*, 39(9):1853–1865, 2017.
- [20] Marco Cuturi. Sinkhorn distances: Lightspeed computation of optimal transport. In *Advances in Neural Information Processing Systems 26: 27th Annual Conference on Neural Information Processing Systems 2013, NIPS*, pages 2292–2300, 2013.
- [21] Fernando De Goes, Katherine Breeden, Victor Ostromoukhov, and Mathieu Desbrun. Blue noise through optimal transport. *ACM Transactions on Graphics (TOG)*, 31(6):1–11, 2012.
- [22] Daniel DeTone, Tomasz Malisiewicz, and Andrew Rabinovich. Superpoint: Self-supervised interest point detection and description. In *2018 IEEE Conference on Computer Vision and Pattern Recognition Workshops, CVPR Workshops*, pages 224–236, 2018.
- [23] Balázs Dezso, Alpár Jüttner, and Péter Kovács. LEMON - an open source C++ graph template library. *Electron. Notes Theor. Comput. Sci.*, 264(5):23–45, 2011.
- [24] Yihe Dong, Piotr Indyk, Ilya P. Razenshteyn, and Tal Wagner. Scalable nearest neighbor search for optimal transport. In *Proceedings of the 37th International Conference on Machine Learning, ICML*, 2020.
- [25] Steven N Evans and Frederick A Matsen. The phylogenetic kantorovich–rubinstein metric for environmental sequence samples. *Journal of the Royal Statistical Society: Series B (Statistical Methodology)*, 74(3):569–592, 2012.
- [26] Alessio Figalli. The optimal partial transport problem. *Archive for rational mechanics and analysis*, 195(2):533–560, 2010.
- [27] Alessio Figalli and Nicola Gigli. A new transportation distance between non-negative measures, with applications to gradients flows with dirichlet boundary conditions. *J. Math. Pures Appl.*(9), 94(2):107–130, 2010.
- [28] Charlie Frogner, Chiyuan Zhang, Hossein Mobahi, Mauricio Araya-Polo, and Tomaso A. Poggio. Learning with a wasserstein loss. In *Advances in Neural Information Processing Systems 28: Annual Conference on Neural Information Processing Systems 2015, NIPS*, pages 2053–2061, 2015.

- [29] Kevin Guittet. Extended kantorovich norms: a tool for optimization. *Research Report, INRIA*, 2002.
- [30] Russell Impagliazzo and Ramamohan Paturi. On the complexity of k-sat. *J. Comput. Syst. Sci.*, 62(2):367–375, 2001.
- [31] Piotr Indyk and Nitin Thaper. Fast image retrieval via embeddings. In *International Workshop on Statistical and Computational Theories of Vision*, 2003.
- [32] Leonid Vital’evich Kantorovich. On the translocation of masses. In *Dokl. Akad. Nauk. USSR (NS)*, volume 37, pages 199–201, 1942.
- [33] Leonid Vital’evich Kantorovich and Gennadii Shlemovich Rubinshtein. On a functional space and certain extremum problems. In *Dokl. Akad. Nauk. USSR (NS)*, volume 115, pages 1058–1061. Russian Academy of Sciences, 1957.
- [34] Soheil Kolouri, Yang Zou, and Gustavo K. Rohde. Sliced wasserstein kernels for probability distributions. In *2016 IEEE Conference on Computer Vision and Pattern Recognition, CVPR*, pages 5258–5267, 2016.
- [35] Stanislav Kondratyev, Léonard Monsaingeon, Dmitry Vorotnikov, et al. A new optimal transport distance on the space of finite radon measures. *Advances in Differential Equations*, 21(11/12):1117–1164, 2016.
- [36] Matt J. Kusner, Yu Sun, Nicholas I. Kolkin, and Kilian Q. Weinberger. From word embeddings to document distances. In *Proceedings of the 32nd International Conference on Machine Learning, ICML*, pages 957–966, 2015.
- [37] Théo Lacombe, Marco Cuturi, and Steve Oudot. Large scale computation of means and clusters for persistence diagrams using optimal transport. In *Advances in Neural Information Processing Systems 31: Annual Conference on Neural Information Processing Systems 2018, NeurIPS*, pages 9792–9802, 2018.
- [38] Tam Le, Makoto Yamada, Kenji Fukumizu, and Marco Cuturi. Tree-sliced variants of wasserstein distances. In *Advances in Neural Information Processing Systems 32: Annual Conference on Neural Information Processing Systems 2019, NeurIPS*, pages 12283–12294, 2019.
- [39] Jan Lellmann, Dirk A. Lorenz, Carola-Bibiane Schönlieb, and Tuomo Valkonen. Imaging with kantorovich-rubinstein discrepancy. *SIAM J. Imaging Sciences*, 7(4):2833–2859, 2014.
- [40] Matthias Liero, Alexander Mielke, and Giuseppe Savaré. Optimal transport in competition with reaction: The hellinger–kantorovich distance and geodesic curves. *SIAM Journal on Mathematical Analysis*, 48(4):2869–2911, 2016.
- [41] Catherine Lozupone and Rob Knight. Unifrac: a new phylogenetic method for comparing microbial communities. *Appl. Environ. Microbiol.*, 71(12):8228–8235, 2005.
- [42] Volodymyr Mnih, Nicolas Heess, Alex Graves, and Koray Kavukcuoglu. Recurrent models of visual attention. In *Advances in Neural Information Processing Systems 27: Annual Conference on Neural Information Processing Systems 2014, NIPS*, pages 2204–2212, 2014.
- [43] Kangyu Ni, Xavier Bresson, Tony F. Chan, and Selim Esedoglu. Local histogram based segmentation using the wasserstein distance. *International Journal of Computer Vision*, 84(1):97–111, 2009.
- [44] James B. Orlin. A faster strongly polynomial minimum cost flow algorithm. *Operations Research*, 41(2):338–350, 1993.
- [45] Ofir Pele and Michael Werman. A linear time histogram metric for improved SIFT matching. In *10th European Conference on Computer Vision, ECCV*, pages 495–508, 2008.
- [46] Benedetto Piccoli and Francesco Rossi. Generalized wasserstein distance and its application to transport equations with source. *Archive for Rational Mechanics and Analysis*, 211(1):335–358, 2014.

- [47] Benedetto Piccoli and Francesco Rossi. On properties of the generalized wasserstein distance. *Archive for Rational Mechanics and Analysis*, 222(3):1339–1365, 2016.
- [48] Julien Rabin, Gabriel Peyré, Julie Delon, and Marc Bernot. Wasserstein barycenter and its application to texture mixing. In *Proceedings of Scale Space and Variational Methods in Computer Vision*, pages 435–446, 2011.
- [49] Liam Roditty and Virginia Vassilevska Williams. Fast approximation algorithms for the diameter and radius of sparse graphs. In *45th Symposium on Theory of Computing Conference, STOC*, pages 515–524, 2013.
- [50] Antoine Rolet, Marco Cuturi, and Gabriel Peyré. Fast dictionary learning with a smoothed wasserstein loss. In *Proceedings of the 19th International Conference on Artificial Intelligence and Statistics, AISTATS*, pages 630–638, 2016.
- [51] Yossi Rubner, Carlo Tomasi, and Leonidas J. Guibas. The earth mover’s distance as a metric for image retrieval. *International Journal of Computer Vision*, 40(2):99–121, 2000.
- [52] Tim Salimans, Han Zhang, Alec Radford, and Dimitris N. Metaxas. Improving gans using optimal transport. In *6th International Conference on Learning Representations, ICLR*, 2018.
- [53] Paul-Edouard Sarlin, Daniel DeTone, Tomasz Malisiewicz, and Andrew Rabinovich. Super-glue: Learning feature matching with graph neural networks. In *2020 IEEE Conference on Computer Vision and Pattern Recognition, CVPR*, 2020.
- [54] Ryoma Sato, Marco Cuturi, Makoto Yamada, and Hisashi Kashima. Fast and robust comparison of probability measures in heterogeneous spaces. *arXiv*, 2020.
- [55] Geoffrey Schiebinger, Jian Shu, Marcin Tabaka, Brian Cleary, Vidya Subramanian, Aryeh Solomon, Joshua Gould, Siyan Liu, Stacie Lin, Peter Berube, et al. Optimal-transport analysis of single-cell gene expression identifies developmental trajectories in reprogramming. *Cell*, 176(4):928–943, 2019.
- [56] Justin Solomon, Fernando de Goes, Gabriel Peyré, Marco Cuturi, Adrian Butscher, Andy Nguyen, Tao Du, and Leonidas J. Guibas. Convolutional wasserstein distances: efficient optimal transportation on geometric domains. *ACM Trans. Graph.*, 34(4):66:1–66:11, 2015.
- [57] Kyle Swanson, Lili Yu, and Tao Lei. Rationalizing text matching: Learning sparse alignments via optimal transport. In *Proceedings of the 58th Conference of the Association for Computational Linguistics, ACL*, 2020.
- [58] Paul Tseng and Zhi-Quan Luo. On computing the nested sums and infimal convolutions of convex piecewise-linear functions. *J. Algorithms*, 21(2):240–266, 1996.
- [59] Jules Vidal, Joseph Budin, and Julien Tierny. Progressive wasserstein barycenters of persistence diagrams. *IEEE Trans. Vis. Comput. Graph.*, 26(1):151–161, 2020.
- [60] Ryan Williams. A new algorithm for optimal 2-constraint satisfaction and its implications. *Theor. Comput. Sci.*, 348(2-3):357–365, 2005.
- [61] Virginia Vassilevska Williams. On some fine-grained questions in algorithms and complexity. In *Proceedings of the ICM*, volume 3, pages 3431–3472. World Scientific, 2018.

A Proofs

Proof of Theorem 2. The Kantorovich Rubinstein (KR) distance is defined as follows.

$$\text{KR}(\mu, \nu) = \min_{\pi \in \mathcal{U}^-(\mu, \nu)} \int_{\mathcal{X} \times \mathcal{X}} c(x, y) d\pi(x, y) + \lambda \|\mu - \text{proj}_1 \pi\|_1 + \lambda \|\nu - \text{proj}_2 \pi\|_1$$

where $\lambda \in \mathbb{R}^+$ is a parameter. When $\lambda_c(x) = \lambda_d(x) = \lambda$ ($\forall x \in \mathcal{X}$), the GKR distance recovers the KR distance. The optimal partial transport distance is defined as follows.

$$\text{OPT}(\mu, \nu) = \min_{\pi \in \mathcal{U}_\kappa(\mu, \nu)} \int_{\mathcal{X} \times \mathcal{X}} c(x, y) d\pi(x, y),$$

where $\kappa \leq \min(\|\mu\|_1, \|\nu\|_1)$ is a parameter and $\mathcal{U}_\kappa(\mu, \nu) = \{\pi \in \mathcal{M}(\mathcal{X} \times \mathcal{X}) \mid \text{proj}_1 \pi \leq \mu, \text{proj}_2 \pi \leq \nu, \|\pi\|_1 = \kappa\}$ is the set of partial couplings. We prove the theorem by reduction from the following problem.

Problem 9 (Bichromatic Hamming Close Pair (BHCP) problem [2]). **Input:** Two sets $\mathcal{A}, \mathcal{B} \subset \{0, 1\}^d$ of n binary vectors. **Output:** The closest pair distance $\min_{\mathbf{a} \in \mathcal{A}, \mathbf{b} \in \mathcal{B}} \|\mathbf{a} - \mathbf{b}\|_1$.

Lemma 10 (Alman et al. [2]). *If there exists an algorithm that solves Problem 9 in $O(n^{2-\varepsilon})$ time for $d = \omega(\log n)$ and some $\varepsilon > 0$, SETH is false.*

The KR distance: We prove the contraposition of Theorem 2 for the KR distance. Suppose there exists an algorithm that computes the KR distance in $O(n^{2-\varepsilon})$ time for some $\varepsilon > 0$ on $d = \omega(\log n)$ dimensional L_p metric space. We solve the BHCP problem using this algorithm. Let $\mathcal{A}, \mathcal{B} \subset \{0, 1\}^d$ be any sets of n binary vectors and $\delta = \min_{\mathbf{a} \in \mathcal{A}, \mathbf{b} \in \mathcal{B}} \|\mathbf{a} - \mathbf{b}\|_1$. Let $\mu = \sum_{\mathbf{a} \in \mathcal{A}} \delta_{\mathbf{a}}$ and $\nu = \sum_{\mathbf{b} \in \mathcal{B}} \delta_{\mathbf{b}}$, where δ_x is a Dirac mass at x . For $\mathbf{a} \in \mathcal{A}, \mathbf{b} \in \mathcal{B}$, we use $c(\mathbf{a}, \mathbf{b}) = \|\mathbf{a} - \mathbf{b}\|_p^p = \|\mathbf{a} - \mathbf{b}\|_1$ as a cost function. We prove that $\text{KR}(\mu, \nu) = 2\lambda n$ if $\lambda \leq \delta/2$ and $\text{KR}(\mu, \nu) < 2\lambda n$ otherwise. If $\lambda \leq \delta/2$,

$$\begin{aligned} \text{KR}(\mu, \nu) &= \min_{\pi \in \mathcal{U}^-(\mu, \nu)} \sum_{x \in \mathcal{A}} \sum_{y \in \mathcal{B}} c(x, y) \pi_{x, y} + \lambda \sum_{x \in \mathcal{A}} \left(\mu_x - \sum_{y \in \mathcal{B}} \pi_{x, y} \right) + \lambda \sum_{y \in \mathcal{B}} \left(\nu_y - \sum_{x \in \mathcal{A}} \pi_{x, y} \right) \\ &\geq \min_{\pi \in \mathcal{U}^-(\mu, \nu)} \sum_{x \in \mathcal{A}} \sum_{y \in \mathcal{B}} 2\lambda \pi_{x, y} + \lambda \sum_{x \in \mathcal{A}} \left(\mu_x - \sum_{y \in \mathcal{B}} \pi_{x, y} \right) + \lambda \sum_{y \in \mathcal{B}} \left(\nu_y - \sum_{x \in \mathcal{A}} \pi_{x, y} \right) \\ &= \min_{\pi \in \mathcal{U}^-(\mu, \nu)} 2\lambda \sum_{x \in \mathcal{A}} \sum_{y \in \mathcal{B}} \pi_{x, y} + \lambda \sum_{x \in \mathcal{A}} \mu_x - \lambda \sum_{x \in \mathcal{A}} \sum_{y \in \mathcal{B}} \pi_{x, y} + \lambda \sum_{y \in \mathcal{B}} \nu_y - \lambda \sum_{y \in \mathcal{B}} \sum_{x \in \mathcal{A}} \pi_{x, y} \\ &= \lambda \sum_{x \in \mathcal{A}} \mu_x + \lambda \sum_{y \in \mathcal{B}} \nu_y = 2\lambda n. \end{aligned}$$

Moreover, if $\lambda > \delta/2$, we take $\mathbf{a}^* \in \mathcal{A}$ and $\mathbf{b}^* \in \mathcal{B}$ such that $\|\mathbf{a}^* - \mathbf{b}^*\|_1 < 2\lambda$. Let π^* be a subcoupling such that $\pi(\mathbf{a}^*, \mathbf{b}^*) = 1$ and $\pi(\mathbf{a}, \mathbf{b}) = 0$ if $\mathbf{a} \neq \mathbf{a}^*$ or $\mathbf{b} \neq \mathbf{b}^*$. Then,

$$\begin{aligned} \text{KR}(\mu, \nu) &= \min_{\pi \in \mathcal{U}^-(\mu, \nu)} \sum_{x \in \mathcal{A}} \sum_{y \in \mathcal{B}} c(x, y) \pi_{x, y} + \lambda \sum_{x \in \mathcal{A}} \left(\mu_x - \sum_{y \in \mathcal{B}} \pi_{x, y} \right) + \lambda \sum_{y \in \mathcal{B}} \left(\nu_y - \sum_{x \in \mathcal{A}} \pi_{x, y} \right) \\ &\leq \sum_{x \in \mathcal{A}} \sum_{y \in \mathcal{B}} c(x, y) \pi_{x, y}^* + \lambda \sum_{x \in \mathcal{A}} \left(\mu_x - \sum_{y \in \mathcal{B}} \pi_{x, y}^* \right) + \lambda \sum_{y \in \mathcal{B}} \left(\nu_y - \sum_{x \in \mathcal{A}} \pi_{x, y}^* \right) \\ &= \|\mathbf{a}^* - \mathbf{b}^*\|_1 \pi(\mathbf{a}^*, \mathbf{b}^*) + \lambda \sum_{x \in \mathcal{A}} \mu_x - \lambda \sum_{x \in \mathcal{A}} \sum_{y \in \mathcal{B}} \pi_{x, y}^* + \lambda \sum_{y \in \mathcal{B}} \nu_y - \lambda \sum_{y \in \mathcal{B}} \sum_{x \in \mathcal{A}} \pi_{x, y}^* \end{aligned}$$

$$< 2\lambda + \lambda n - \lambda + \lambda n - \lambda = 2\lambda n.$$

Therefore, a binary search algorithm can determine δ by calling an algorithm for the Kantorovich Rubinstein distance in $O(\log n)$ time because δ is an integer between 0 and n . This means that we can solve the BHCP problem in $O(n^{2-\varepsilon} \log n) \lesssim O(n^{2-\varepsilon/2})$ time. From Lemma 10, this indicates that SETH is false.

Optimal partial transport: We prove the contraposition of Theorem 2 for the optimal partial transport distance. Suppose there exists an algorithm that computes the optimal partial transport distance in $O(n^{2-\varepsilon})$ time for some $\varepsilon > 0$ in $d = \omega(\log n)$ dimensional L_p metric space. We solve the BHCP problem using this algorithm. Let $\mathcal{A}, \mathcal{B} \subset \{0, 1\}^d$ be any sets of n binary vectors and $\delta = \min_{\mathbf{a} \in \mathcal{A}, \mathbf{b} \in \mathcal{B}} \|\mathbf{a} - \mathbf{b}\|_1$. Let $\mu = \sum_{\mathbf{a} \in \mathcal{A}} \delta_{\mathbf{a}}$ and $\nu = \sum_{\mathbf{b} \in \mathcal{B}} \delta_{\mathbf{b}}$, where $\delta_{\mathbf{x}}$ is a Dirac mass at \mathbf{x} . For $\mathbf{a} \in \mathcal{A}, \mathbf{b} \in \mathcal{B}$, we use $c(\mathbf{a}, \mathbf{b}) = \|\mathbf{a} - \mathbf{b}\|_p^p = \|\mathbf{a} - \mathbf{b}\|_1$ as a cost function. Then, if we set $\kappa = 1$, the optimal partial transport distance recovers the closest pair distance. Therefore, we can solve the BHCP problem in $O(n^{2-\varepsilon})$ time. From Lemma 10, this indicates that SETH is false. \square

Proof of Theorem 3.

Lemma 11 ([31]). *Let OT_{euc} be the OT distance with Euclidean cost $c_{\text{euc}}(x, y) = \|x - y\|_2$. Let OT_{tree} be the OT distance with quadtree cost $c_{\text{tree}}(x, y) = d_{\mathcal{T}}(x, y)$, where \mathcal{T} is a quadtree. There exists a constant C_{OT} such that for any measures μ and ν , $OT_{\text{euc}}(\mu, \nu) \leq C_{\text{OT}} \cdot OT_{\text{tree}}(\mu, \nu)$ holds. If we randomly translate measures when we construct a quadtree, there exists a constant D_{OT} such that $\mathbb{E}_{\mathcal{T}}[OT_{\text{tree}}(\mu, \nu)] \leq D_{\text{OT}} \cdot OT_{\text{euc}}(\mu, \nu) \log \Delta$, where Δ is the spread.*

Upper bound. We first prove that $\text{GKR}_{\text{euc}}(\mu, \nu) \leq C \cdot \text{GKR}_{\text{tree}}(\mu, \nu)$. Let $C = \max(1, C_{\text{OT}})$ and π_{tree}^* be the optimal coupling of $\text{GKR}_{\text{tree}}(\mu, \nu)$.

$$\begin{aligned} & C \cdot \text{GKR}_{\text{tree}}(\mu, \nu) \\ &= C \int_{\mathcal{X} \times \mathcal{X}} c_{\text{tree}} d\pi_{\text{tree}}^* + C \int_{\mathcal{X}} \lambda_d d(\mu - \text{proj}_1 \pi_{\text{tree}}^*) + C \int_{\mathcal{X}} \lambda_c d(\nu - \text{proj}_2 \pi_{\text{tree}}^*) \\ &= C \cdot OT_{\text{tree}}(\text{proj}_1 \pi_{\text{tree}}^*, \text{proj}_2 \pi_{\text{tree}}^*) + C \int_{\mathcal{X}} \lambda_d d(\mu - \text{proj}_1 \pi_{\text{tree}}^*) + C \int_{\mathcal{X}} \lambda_c d(\nu - \text{proj}_2 \pi_{\text{tree}}^*) \\ &\geq C_{\text{OT}} \cdot OT_{\text{tree}}(\text{proj}_1 \pi_{\text{tree}}^*, \text{proj}_2 \pi_{\text{tree}}^*) + \int_{\mathcal{X}} \lambda_d d(\mu - \text{proj}_1 \pi_{\text{tree}}^*) + \int_{\mathcal{X}} \lambda_c d(\nu - \text{proj}_2 \pi_{\text{tree}}^*) \\ &\geq OT_{\text{euc}}(\text{proj}_1 \pi_{\text{tree}}^*, \text{proj}_2 \pi_{\text{tree}}^*) + \int_{\mathcal{X}} \lambda_d d(\mu - \text{proj}_1 \pi_{\text{tree}}^*) + \int_{\mathcal{X}} \lambda_c d(\nu - \text{proj}_2 \pi_{\text{tree}}^*) \\ &\geq \text{GKR}_{\text{euc}}(\mu, \nu) \end{aligned}$$

Lower bound. We then prove that $\mathbb{E}_{\mathcal{T}}[\text{GKR}_{\text{tree}}(\mu, \nu)] \leq D \cdot \text{GKR}_{\text{euc}}(\mu, \nu) \log \Delta$. Let $D = \max(\frac{1}{\log \Delta}, D_{\text{OT}})$ and π_{euc}^* be the optimal coupling of $\text{GKR}_{\text{euc}}(\mu, \nu)$.

$$\begin{aligned} & D \cdot \text{GKR}_{\text{euc}}(\mu, \nu) \log \Delta \\ &= D \log \Delta \int_{\mathcal{X} \times \mathcal{X}} c_{\text{euc}} d\pi_{\text{euc}}^* + D \log \Delta \int_{\mathcal{X}} \lambda_d d(\mu - \text{proj}_1 \pi_{\text{euc}}^*) + D \log \Delta \int_{\mathcal{X}} \lambda_c d(\nu - \text{proj}_2 \pi_{\text{euc}}^*) \\ &= D \log \Delta \cdot OT_{\text{euc}}(\text{proj}_1 \pi_{\text{euc}}^*, \text{proj}_2 \pi_{\text{euc}}^*) + D \log \Delta \int_{\mathcal{X}} \lambda_d d(\mu - \text{proj}_1 \pi_{\text{euc}}^*) + D \log \Delta \int_{\mathcal{X}} \lambda_c d(\nu - \text{proj}_2 \pi_{\text{euc}}^*) \\ &\geq D_{\text{OT}} \log \Delta \cdot OT_{\text{euc}}(\text{proj}_1 \pi_{\text{euc}}^*, \text{proj}_2 \pi_{\text{euc}}^*) + \int_{\mathcal{X}} \lambda_d d(\mu - \text{proj}_1 \pi_{\text{euc}}^*) + \int_{\mathcal{X}} \lambda_c d(\nu - \text{proj}_2 \pi_{\text{euc}}^*) \\ &\geq \mathbb{E}_{\mathcal{T}}[OT_{\text{tree}}(\text{proj}_1 \pi_{\text{tree}}^*, \text{proj}_2 \pi_{\text{tree}}^*)] + \int_{\mathcal{X}} \lambda_d d(\mu - \text{proj}_1 \pi_{\text{euc}}^*) + \int_{\mathcal{X}} \lambda_c d(\nu - \text{proj}_2 \pi_{\text{euc}}^*) \\ &= \mathbb{E}_{\mathcal{T}}[OT_{\text{tree}}(\text{proj}_1 \pi_{\text{tree}}^*, \text{proj}_2 \pi_{\text{tree}}^*) + \int_{\mathcal{X}} \lambda_d d(\mu - \text{proj}_1 \pi_{\text{euc}}^*) + \int_{\mathcal{X}} \lambda_c d(\nu - \text{proj}_2 \pi_{\text{euc}}^*)] \\ &\geq \mathbb{E}_{\mathcal{T}}[\text{GKR}_{\text{tree}}(\mu, \nu)] \end{aligned}$$

\square

Proof of Lemma 5. In a leaf node v , t_v is convex from Eq.(1). If t_x is convex, e_x is convex from Eq. (2) because both $|x| \cdot w(v, p(v))$ and t_x are convex. If e_v and e_u are convex, $t_{p,x}$ is convex from Eq. (3). Therefore, t_v and e_v are convex by induction. Next, we prove that t_v and e_v are

piece-wise constant with at most $3|\mathcal{X}_v|$ segments. In a leaf node v , $|B(t_v)| = 2 \leq 3$ from Eq. (1) and $|B(e_v)| \leq |B(t_v)| + 1 = 3 \leq 3$ from Eq. (2). In an internal node p with children v and u , $|B(t_p)| = |B(t_v)| + |B(t_u)| \leq 3(|\mathcal{X}_p| - 1)$ from Eq. (1) and the inductive hypothesis and $|B(e_p)| \leq |B(t_p)| + 1 \leq 3|\mathcal{X}_p| - 2$ from Eq. (2). Therefore, t_v and e_v are piece-wise constant with at most $3|\mathcal{X}_v|$ segments. \square

Proof of Theorem 7. In each node, computing Eq. (1) (i.e., Line 4 in Algorithm 1) requires $O(1)$ time. Computing Eq. (2) (i.e., Line 7 in Algorithm 1) requires $O(\log |\mathcal{X}_x|) \lesssim O(\log n)$ time because adding a constant to elements of a range of a balanced binary tree requires logarithmic time, and the number of elements in the balanced binary tree is $O(|\mathcal{X}_x|)$ from Lemma 5. Therefore, computing Eq. (2) require $O(n \log n)$ time in total. Due to the weighted-union heuristics, there are $O(n \log n)$ insertion operations to compute Eq. (3) (i.e., Line 11 in Algorithm 1) in total. Because an insertion operation of a balanced binary tree requires logarithmic time, computing Eq. (3) requires $O(n \log^2 n)$ time in total. Therefore, the total time complexity is $O(n \log^2 n)$. \square

B Triangle Inequality

We prove that the triangle inequality holds if the two conditions mentioned in the main text hold. Intuitively, it is cheaper to transport/create/destroy mass directly than to transport them to intermediate places or to create/destroy at intermediate places. We provide a proof for the discrete case. The continuous case can be proved similarly.

Theorem 12. $GKR(\mu, \eta) \leq GKR(\mu, \nu) + GKR(\nu, \eta)$ holds for any $\mu = \sum_{x \in \mathcal{X}} a_x \delta_x$, $\nu = \sum_{x \in \mathcal{X}} b_x \delta_x$, $\eta = \sum_{x \in \mathcal{X}} c_x \delta_x$ if (1) cost d is a metric and (2) $\lambda_d(x) \leq c(x, y)\lambda_d(y)$ and $\lambda_c(y) \leq \lambda_c(x) + c(x, y)$ hold for any $x, y \in \mathcal{X}$.

Proof. Let P and Q be the optimal transportation matrix for $GKR(\mu, \nu)$ and $GKR(\nu, \eta)$. Thus,

$$a_x \geq \sum_{y \in \mathcal{X}} P_{x,y} = \text{proj}_1 P_x \quad (\forall x \in \mathcal{X}),$$

$$b_y \geq \sum_{x \in \mathcal{X}} P_{x,y} = \text{proj}_2 P_y \quad (\forall y \in \mathcal{X}),$$

$$GKR(\mu, \nu) = \sum_{x,y \in \mathcal{X}} P_{x,y} d(x, y) + \sum_{x \in \mathcal{X}} \lambda_d(x) \left(a_x - \sum_{y \in \mathcal{X}} P_{x,y} \right) + \sum_{y \in \mathcal{X}} \lambda_c(y) \left(b_y - \sum_{x \in \mathcal{X}} P_{x,y} \right),$$

$$b_y \geq \sum_{z \in \mathcal{X}} Q_{y,z} = \text{proj}_1 Q_y \quad (\forall y \in \mathcal{X}),$$

$$c_z \geq \sum_{y \in \mathcal{X}} Q_{y,z} = \text{proj}_2 Q_z \quad (\forall z \in \mathcal{X}),$$

$$GKR(\nu, \eta) = \sum_{y,z \in \mathcal{X}} Q_{y,z} d(y, z) + \sum_{y \in \mathcal{X}} \lambda_d(y) \left(b_y - \sum_{z \in \mathcal{X}} Q_{y,z} \right) + \sum_{z \in \mathcal{X}} \lambda_c(z) \left(c_z - \sum_{y \in \mathcal{X}} Q_{y,z} \right).$$

Let $\mathcal{P} = \{y \in \mathcal{X} \mid \text{proj}_2 P_y > \text{proj}_1 Q_y > 0\}$ and $\mathcal{Q} = \{y \in \mathcal{X} \mid \text{proj}_1 Q_y > \text{proj}_2 P_y > 0\}$, and

$$R_{xz} = \sum_{y \in \mathcal{P} \cup \mathcal{Q}} \frac{P_{x,y} Q_{y,z}}{\max(\text{proj}_2 P_y, \text{proj}_1 Q_y)}.$$

Then,

$$\begin{aligned} GKR(\mu, \eta) &\leq \sum_{x,z \in \mathcal{X}} R_{x,z} d(x, z) + \sum_{x \in \mathcal{X}} \lambda_d(x) \left(a_x - \sum_{z \in \mathcal{X}} R_{x,z} \right) + \sum_{z \in \mathcal{X}} \lambda_c(z) \left(c_z - \sum_{x \in \mathcal{X}} R_{x,z} \right) \\ &= \sum_{x,z \in \mathcal{X}} \sum_{y \in \mathcal{P}} \frac{P_{x,y} Q_{y,z}}{\text{proj}_2 P_y} d(x, z) + \sum_{x,z \in \mathcal{X}} \sum_{y \in \mathcal{Q}} \frac{P_{x,y} Q_{y,z}}{\text{proj}_1 Q_y} d(x, z) \end{aligned}$$

$$\begin{aligned}
& + \sum_{x \in \mathcal{X}} \lambda_d(x) \left(a_x - \sum_{z \in \mathcal{X}} \left(\sum_{y \in \mathcal{P}} \frac{P_{x,y} Q_{y,z}}{\text{proj}_2 P_y} + \sum_{y \in \mathcal{Q}} \frac{P_{x,y} Q_{y,z}}{\text{proj}_1 Q_y} \right) \right) \\
& + \sum_{z \in \mathcal{X}} \lambda_c(z) \left(c_z - \sum_{x \in \mathcal{X}} \left(\sum_{y \in \mathcal{P}} \frac{P_{x,y} Q_{y,z}}{\text{proj}_2 P_y} + \sum_{y \in \mathcal{Q}} \frac{P_{x,y} Q_{y,z}}{\text{proj}_1 Q_y} \right) \right) \\
\leq & \sum_{x,z \in \mathcal{X}} \sum_{y \in \mathcal{P}} \frac{P_{x,y} Q_{y,z}}{\text{proj}_2 P_y} (d(x,y) + d(y,z)) + \sum_{x,z \in \mathcal{X}} \sum_{y \in \mathcal{Q}} \frac{P_{x,y} Q_{y,z}}{\text{proj}_1 Q_y} (d(x,y) + d(y,z)) \\
& + \sum_{x \in \mathcal{X}} \lambda_d(x) \left(a_x - \sum_{z \in \mathcal{X}} \left(\sum_{y \in \mathcal{P}} \frac{P_{x,y} Q_{y,z}}{\text{proj}_2 P_y} + \sum_{y \in \mathcal{Q}} \frac{P_{x,y} Q_{y,z}}{\text{proj}_1 Q_y} \right) \right) \\
& + \sum_{z \in \mathcal{X}} \lambda_c(z) \left(c_z - \sum_{x \in \mathcal{X}} \left(\sum_{y \in \mathcal{P}} \frac{P_{x,y} Q_{y,z}}{\text{proj}_2 P_y} + \sum_{y \in \mathcal{Q}} \frac{P_{x,y} Q_{y,z}}{\text{proj}_1 Q_y} \right) \right) \\
= & \sum_{x \in \mathcal{X}} \sum_{y \in \mathcal{P}} \frac{\text{proj}_1 Q_y}{\text{proj}_2 P_y} P_{x,y} d(x,y) + \sum_{z \in \mathcal{X}} \sum_{y \in \mathcal{P}} Q_{y,z} d(y,z) \\
& + \sum_{x \in \mathcal{X}} \sum_{y \in \mathcal{Q}} P_{x,y} d(x,y) + \sum_{z \in \mathcal{X}} \sum_{y \in \mathcal{Q}} \frac{\text{proj}_1 P_y}{\text{proj}_1 Q_y} Q_{y,z} d(y,z) \\
& + \sum_{x \in \mathcal{X}} \lambda_d(x) \left(a_x - \sum_{y \in \mathcal{P}} \frac{\text{proj}_1 Q_y}{\text{proj}_2 P_y} P_{x,y} - \sum_{y \in \mathcal{Q}} P_{x,y} \right) \\
& + \sum_{z \in \mathcal{X}} \lambda_c(z) \left(c_z - \sum_{y \in \mathcal{P}} Q_{y,z} - \sum_{y \in \mathcal{Q}} \frac{\text{proj}_2 P_y}{\text{proj}_1 Q_y} Q_{y,z} \right) \\
= & \sum_{x \in \mathcal{X}} \sum_{y \in \mathcal{P}} \frac{\text{proj}_1 Q_y}{\text{proj}_2 P_y} P_{x,y} d(x,y) + \sum_{z \in \mathcal{X}} \sum_{y \in \mathcal{P}} Q_{y,z} d(y,z) \\
& + \sum_{x \in \mathcal{X}} \sum_{y \in \mathcal{Q}} P_{x,y} d(x,y) + \sum_{z \in \mathcal{X}} \sum_{y \in \mathcal{Q}} \frac{\text{proj}_1 P_y}{\text{proj}_1 Q_y} Q_{y,z} d(y,z) \\
& + \sum_{x \in \mathcal{X}} \lambda_d(x) \left(a_x - \sum_{y \in \mathcal{X}} P_{x,y} \right) + \sum_{z \in \mathcal{X}} \lambda_c(z) \left(c_z - \sum_{y \in \mathcal{X}} Q_{y,z} \right) \\
& + \sum_{x \in \mathcal{X}} \sum_{y \in \mathcal{P}} \lambda_d(x) \left(1 - \frac{\text{proj}_1 Q_y}{\text{proj}_2 P_y} \right) P_{x,y} + \sum_{z \in \mathcal{X}} \sum_{y \in \mathcal{Q}} \lambda_c(z) \left(1 - \frac{\text{proj}_2 P_y}{\text{proj}_1 Q_y} \right) Q_{y,z} \\
\leq & \sum_{x \in \mathcal{X}} \sum_{y \in \mathcal{P}} \frac{\text{proj}_1 Q_y}{\text{proj}_2 P_y} P_{x,y} d(x,y) + \sum_{z \in \mathcal{X}} \sum_{y \in \mathcal{P}} Q_{y,z} d(y,z) \\
& + \sum_{x \in \mathcal{X}} \sum_{y \in \mathcal{Q}} P_{x,y} d(x,y) + \sum_{z \in \mathcal{X}} \sum_{y \in \mathcal{Q}} \frac{\text{proj}_1 P_y}{\text{proj}_1 Q_y} Q_{y,z} d(y,z) \\
& + \sum_{x \in \mathcal{X}} \lambda_d(x) \left(a_x - \sum_{y \in \mathcal{X}} P_{x,y} \right) + \sum_{z \in \mathcal{X}} \lambda_c(z) \left(c_z - \sum_{y \in \mathcal{X}} Q_{y,z} \right) \\
& + \sum_{x \in \mathcal{X}} \sum_{y \in \mathcal{P}} (d(x,y) + \lambda_d(y)) \left(1 - \frac{\text{proj}_1 Q_y}{\text{proj}_2 P_y} \right) P_{x,y} \\
& + \sum_{z \in \mathcal{X}} \sum_{y \in \mathcal{Q}} (\lambda_c(y) + d(y,z)) \left(1 - \frac{\text{proj}_2 P_y}{\text{proj}_1 Q_y} \right) Q_{y,z}
\end{aligned}$$

$$\begin{aligned}
&= \sum_{x \in \mathcal{X}} \sum_{y \in \mathcal{P}} P_{x,y} d(x, y) + \sum_{z \in \mathcal{X}} \sum_{y \in \mathcal{P}} Q_{y,z} d(y, z) \\
&\quad + \sum_{x \in \mathcal{X}} \sum_{y \in \mathcal{Q}} P_{x,y} d(x, y) + \sum_{z \in \mathcal{X}} \sum_{y \in \mathcal{Q}} Q_{y,z} d(y, z) \\
&\quad + \sum_{x \in \mathcal{X}} \lambda_d(x) \left(a_x - \sum_{y \in \mathcal{X}} P_{x,y} \right) + \sum_{z \in \mathcal{X}} \lambda_c(z) \left(c_z - \sum_{y \in \mathcal{X}} Q_{y,z} \right) \\
&\quad + \sum_{x \in \mathcal{X}} \sum_{y \in \mathcal{P}} \lambda_d(y) \left(1 - \frac{\text{proj}_1 Q_y}{\text{proj}_2 P_y} \right) P_{x,y} \\
&\quad + \sum_{z \in \mathcal{X}} \sum_{y \in \mathcal{Q}} \lambda_c(y) \left(1 - \frac{\text{proj}_2 P_y}{\text{proj}_1 Q_y} \right) Q_{y,z} \\
&= \sum_{x \in \mathcal{X}} \sum_{y \in \mathcal{X}} P_{x,y} d(x, y) + \sum_{z \in \mathcal{X}} \sum_{y \in \mathcal{X}} Q_{y,z} d(y, z) \\
&\quad + \sum_{x \in \mathcal{X}} \lambda_d(x) \left(a_x - \sum_{y \in \mathcal{X}} P_{x,y} \right) + \sum_{z \in \mathcal{X}} \lambda_c(z) \left(c_z - \sum_{y \in \mathcal{X}} Q_{y,z} \right) \\
&\quad + \sum_{y \in \mathcal{P}} \lambda_d(y) (\text{proj}_2 P_y - \text{proj}_1 Q_y) + \sum_{y \in \mathcal{Q}} \lambda_c(y) (\text{proj}_1 Q_y - \text{proj}_2 P_y) \\
&\leq \sum_{x \in \mathcal{X}} \sum_{y \in \mathcal{X}} P_{x,y} d(x, y) + \sum_{z \in \mathcal{X}} \sum_{y \in \mathcal{X}} Q_{y,z} d(y, z) \\
&\quad + \sum_{x \in \mathcal{X}} \lambda_d(x) \left(a_x - \sum_{y \in \mathcal{X}} P_{x,y} \right) + \sum_{z \in \mathcal{X}} \lambda_c(z) \left(c_z - \sum_{y \in \mathcal{X}} Q_{y,z} \right) \\
&\quad + \sum_{y \in \mathcal{X}} \lambda_d(y) (b_y - \text{proj}_1 Q_y) + \sum_{y \in \mathcal{X}} \lambda_c(y) (b_y - \text{proj}_2 P_y) \\
&= \text{GKR}(\mu, \nu) + \text{GKR}(\nu, \eta).
\end{aligned}$$

□

C Preprocessing for Analysis

We discuss the validity of the assumption that the input is a binary tree with mass only in leaf nodes. First, we attach dummy nodes with no mass to nodes so that all internal nodes have at least two children. For each internal node v , we create a child v' with the same mass as v , connect v and v' by an edge with weight 0, and set the mass of v as 0. Then, for each internal node with more than two children, we create a new child v' , connect v and v' by an edge with weight 0, and change the parent of two arbitrary children of v to v' recursively. Obviously, this transformation blows up the input size only linearly and does not change the GKR distance. Therefore, we can make the assumptions without loss of generality.

D Scaling Quadtree

In the approximation error experiments, we scale the edge length of the quadtree using a training dataset so that the relative error $|\text{GKR}_{\text{euc}} - \text{GKR}_{\text{tree}}|/\text{GKR}_{\text{euc}}$ is minimized. Specifically, we search the scale parameter s such that GKR with cost $c(x, y) = s \cdot d_{\mathcal{T}}(x, y)$ minimizes the relative error. We use the ternary search to determine the scale parameter. Although the relative error is not necessarily unimodal, we found this was a good heuristic to determine the scale parameter efficiently.

We also conduct experiments without any training dataset. We determine the scale parameter by simple heuristics instead of the ternary search. Specifically, we sample some pairs $(x_1, y_1), \dots, (x_K, y_K)$ of nodes in the quadtree and use the average ratio $s = \frac{1}{K} \sum_{i=1}^K \frac{d_{\text{euc}}(x_i, y_i)}{d_{\mathcal{T}}(x_i, y_i)}$

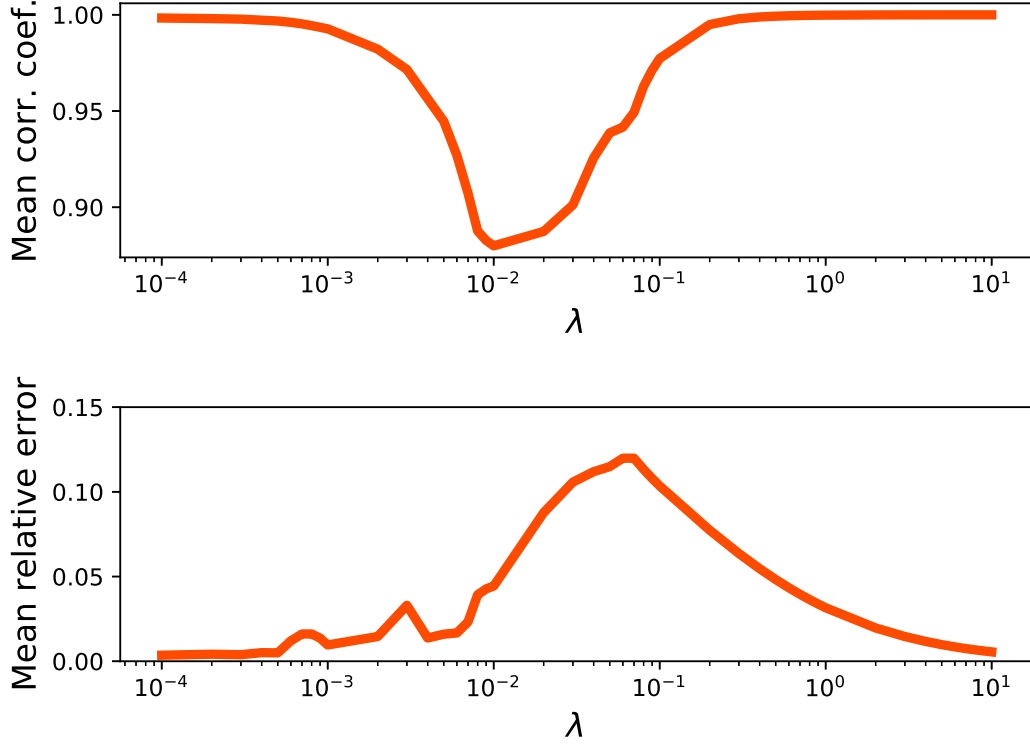


Figure 6: (Top) Spearman’s ρ and (Bottom) Relative error with the scale parameter determined without training data but with a simple heuristic.

of the Euclidean distance to the tree distance as the scale parameter. Note that this value is independent of the parameters λ of the GKR distance, while the ternary search is dependent. In the Chicago crime dataset, the ratio is $s \approx 0.18$. Figure 6 shows the Spearman’s rank correlation coefficient and the relative error of the same set of 990 pairs of measures as in the main experiment. This shows that the relative error is worse than that in Figure 4 because the scales of two distances are different, but the Spearman’s rank correlation coefficient is comparable to that in Figure 4. When one classifies or visualizes measures, the relative order is important. The high rank correlation indicates that this simple heuristic is beneficial when no training data are available.

E Noise Robustness Experiments

We confirm the unbalanced OT distance is robust to noise using shape comparison experiments. We use cluttered MNIST [42] to this end, where the patch size is 4 with no translation operation. Figure 7 illustrates the dataset. For each $k = 0, 1, \dots, 16$, we generate 10 shapes with k clutters for each class. The ground space is a 2-dimensional lattice $\{0, 1, \dots, 27\} \times \{0, 1, \dots, 27\}$, and the amount of mass in each point corresponds to the normalized brightness of the pixel. We use two baseline methods: the Sinkhorn algorithm and the tree sliced Wasserstein [38]. The tree sliced Wasserstein corresponds to GKR with $\lambda_c = \lambda_d = \infty$. The Sinkhorn algorithm uses the Euclidean distance between two masses as the cost matrix. We use quadtree for the tree sliced Wasserstein and GKR. We set $\lambda_c = \lambda_d = 8$ for the GKR distance. We classify each digit by 1-NN using each distance. Figure 8 plots the accuracy of each distance. The accuracies of all distances are comparable for $k = 0$ (i.e., no noise), but the GKR distance outperforms the other two methods for noisy shapes. This indicates that the GKR distance is robust to noise compared to the standard optimal transport distance.

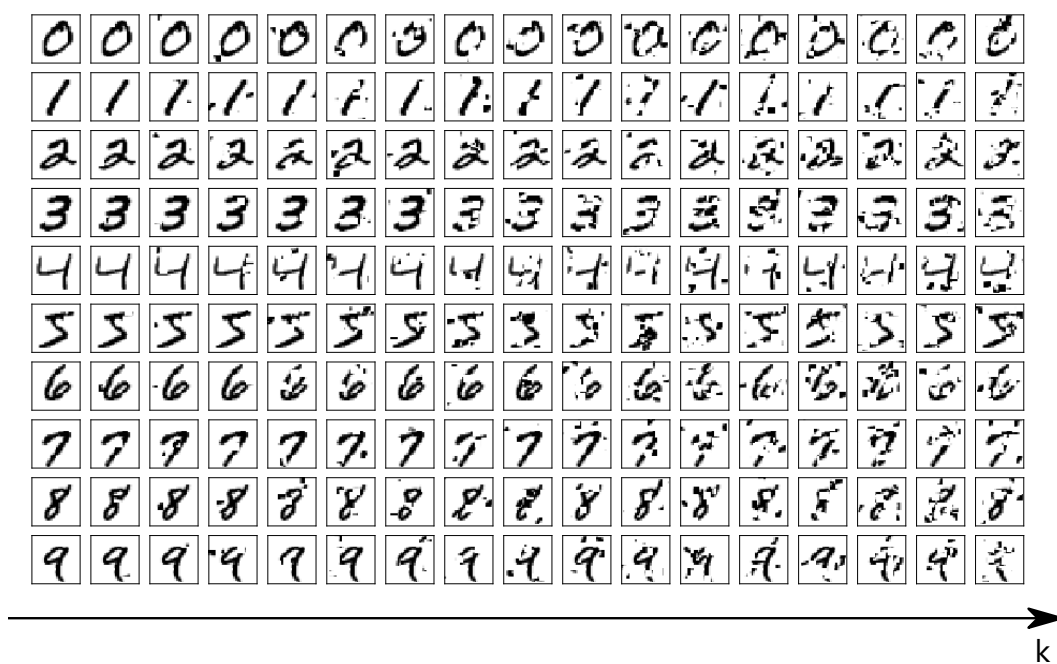


Figure 7: Examples of the cluttered MNIST dataset.

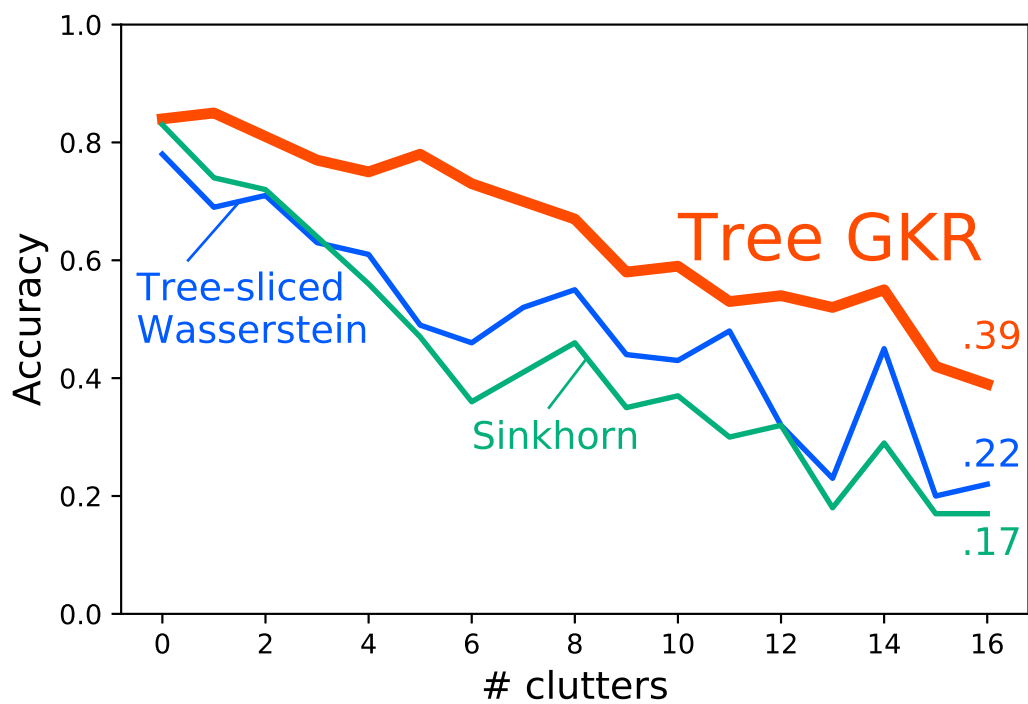


Figure 8: 1-NN classification accuracy for the cluttered MNIST dataset.

Table 1: 1-NN classification accuracy for the cluttered MNIST dataset.

k	0	1	2	3	4	5	6	7	8	9	10	11	12	13	14	15	16
Tree GKR	0.84	0.85	0.81	0.77	0.75	0.78	0.73	0.7	0.67	0.58	0.59	0.53	0.54	0.52	0.55	0.42	0.39
Tree-sliced Wasserstein	0.78	0.69	0.71	0.63	0.61	0.49	0.46	0.52	0.55	0.44	0.43	0.48	0.32	0.23	0.45	0.2	0.22
Sinkhorn	0.83	0.74	0.72	0.64	0.56	0.47	0.36	0.41	0.46	0.35	0.37	0.3	0.32	0.18	0.29	0.17	0.17