

The role of exchangeability in causal inference

Olli Saarela, David A. Stephens and Erica E. M. Moodie

Olli Saarela is Associate Professor, Dalla Lana School of Public Health, University of Toronto, 155 College Street, Toronto, Ontario M5T 3M7, Canada. e-mail: olli.saarela@utoronto.ca.

David A. Stephens is Professor, Department of Mathematics and Statistics, McGill University, Burnside Hall, 805 Sherbrooke Street West, Montreal, Quebec H3A 0B9, Canada.

Erica E. M. Moodie is Professor, Department of Epidemiology, Biostatistics and Occupational Health, McGill University, Purvis Hall, 1020 Pine Avenue West, Montreal, Quebec H3A 1A2, Canada.

Abstract: The notion of exchangeability has been recognized in the causal inference literature in various guises, but only rarely in the original Bayesian meaning as a symmetry property between individual units in statistical inference. Since the latter is a standard ingredient in Bayesian inference, we argue that in Bayesian causal inference it is natural to link the causal model, including the notion of confounding and definition of causal contrasts of interest, to the concept of exchangeability. Here we relate the Bayesian notion of exchangeability to alternative conditions for unconfounded inferences, commonly stated using potential outcome variables, and define causal contrasts in the presence of exchangeability in terms of limits of posterior predictive expectations for further exchangeable units. We demonstrate that this reasoning also carries over to longitudinal settings where parametric inferences are susceptible to the so-called null paradox. We interpret the paradox in terms of an exchangeability assumption made on too coarse a scale.

Keywords and phrases: Bayesian inference, Causal inference, Confounding, Exchangeability, Posterior predictive inference.

1. Introduction

The concept of exchangeability, due to [de Finetti \(1974\)](#), has profound philosophical meaning to Bayesians. Recall that an infinite sequence of observable random variables $Y_1, Y_2, \dots, Y_n, \dots$ is *exchangeable* if, for all finite n ,

$$P(Y_1, \dots, Y_n) = P(Y_{\rho(1)}, \dots, Y_{\rho(n)})$$

for any permutation $\rho(\cdot)$ of the indices. This simple probabilistic definition plays a central, even totemic, role in Bayesian inference; it leads to the definition of ‘parameters’ as functions of infinite sequences of observable quantities, facilitates probability statements on future, yet unobserved, quantities based on information contained in observed data, and justifies the use of the posterior distribution as the basis for statistical inference (e.g. [Bernardo and Smith, 1994](#), p. 173). However, recently, the terms ‘exchangeability’ or ‘conditional exchangeability’ have been increasingly used in the field of causal inference, where they have gained a specific meaning relating to certain conditional independence relationships between exposure (or treatment), potential outcomes and possible confounding variables, synonymous to part of the ‘ignorability’ assumption as stated by [Rosenbaum and Rubin \(1983\)](#). In this paper we study the links between the two uses of the term, and point out the common probabilistic arguments underpinning them. Furthermore, we propose a fully Bayesian formulation of causal inference based on exchangeable representations, including Bayesian definitions of causal estimands. Our central thesis is that de Finetti’s formulation of exchangeability is entirely sufficient to give a coherent framework for causal inference, without the need to introduce special constructs (such as potential outcomes), mathematical machinery (the *do*-operator) or additional conditional independence assumptions.

1.1. Exchangeability and causal inference

A connection between the original probabilistic concept of exchangeability and causal inference was first suggested by [Lindley and Novick \(1981, p. 51\)](#), although the authors did not pursue this further, citing difficulties in definition (presumably in purely probabilistic terms). This connection was pointed out later by [Greenland and Robins \(1986\)](#) in the context of non-identifiability of causal parameters due to confounding. However, in the causal inference literature (e.g. [Greenland, Robins and Pearl, 1999](#); [Hernán and Robins, 2006](#); [Greenland and Robins, 2009](#)), ‘exchangeability’ has been interpreted in terms of potential outcomes, instead of observable quantities, and the connection of this concept to its Bayesian interpretation appears to have been lost. In this paper we highlight the similarities between causal reasoning based on unit-level exchangeability and the now more common formulation based on potential outcomes, and demonstrate that under a deterministic special case the two interpretations of causal inference are equivalent.

We aim to provide a sequel to the classic account of Lindley and Novick (1981) with the hindsight of the numerous developments that have taken place in causal inference theory and methodology since. The utility of the concept of exchangeability and the account of Lindley and Novick (1981) has been disputed by Pearl (2009, p. 177–180) (see also Lindley, 2002), who argued that probability theory alone is not adequate for providing a comprehensive framework for causal reasoning (which, in fact, Lindley and Novick never attempted). Rather than enter this debate, we concentrate on clarifying the connection between the Bayesian notion of exchangeability and causal inference, using exchangeability as basis of the ‘causal model’. A causal model is necessary to define the causal contrast of interest, as well as to define the notion of confounding and identify the conditions required for unconfounded inferences.

We follow the key insight of Lindley and Novick (1981, p. 45) that “inference is a process whereby one passes from data on a set of units to statements about a further unit”. Since we can only ever observe outcomes for any individual unit under a single exposure pattern, it seems reasonable to base statistical inferences about causal effects on an explicit assumption of ‘similarity’ (or more precisely, indistinguishability) of the individual instances. To assume an exchangeable structure is always appropriate after sufficient relevant information has been included (Gelman et al., 2004, p. 6); however, what constitutes this sufficient relevant information in causal inference settings often has to be decided based on prior information alone, as noted by Greenland and Robins (2009). That is, causal inferences from observational settings necessarily rely on prior information regarding the causal mechanisms involved; the role of prior information can be made explicit in Bayesian inference.

Several other authors have attempted to make connections between classical statistical models and causal models. In particular Dawid (2000); Arjas and Parner (2004); Chib (2007) have suggested that the potential outcomes notation is redundant in Bayesian inference about causal contrasts, but similar arguments have been made in the context of frequentist inferences. Baker (2013) gave a probabilistic interpretation to confounding and collider biases. Many of the formulations alternative to potential outcomes are based on introducing a hypothetical ‘randomized’ or ‘experimental’ probability measure which is used to formulate the causal quantity of interest (Dawid and Didelez, 2010; Røysland, 2011; Arjas, 2012; Saarela et al., 2015; Commenges, 2019). Inference then becomes a matter of linking the experimental measure to the observational one thought to have generated the data, which involves assumptions about the ab-

sence of unmeasured confounding. Other formulations are based on structural definitions, where a deterministic relationship is assumed between observed and latent variables (Commenges and Gégout-Petit, 2015; Ferreira, 2019).

The ‘no confounding’ assumption required for identification of the causal effect under these formulations is usually expressed in terms of latent variables, or equivalence of certain components of the experimental and observational joint distributions, termed by Dawid and Didelez (2010) as the ‘stability’ assumption. Ferreira et al. (2015) framed a certain exchangeability property of the treatment assignment mechanism as a ‘no confounding’ type assumption, but did not connect it to Bayesian inference. We are not aware of exchangeability (in its original meaning as a symmetry property of probability distributions) otherwise used as a causal assumption; for example Dawid et al. (2016) used it as an inferential assumption needed in addition to ‘no confounding’ type assumption. The objective of the present paper is to investigate exchangeability as a causal assumption and link it to Bayesian causal inference, and further extend this reasoning to longitudinal settings which introduce other biases in addition to confounding, related to conditioning on intermediate variables. Similar to Ferreira (2019) we adopt a structural model as this allows us to draw connections between the different causal models, but with the focus on Bayesian causal inference.

1.2. Plan of this paper

The paper proceeds as follows. In Section 2 we discuss the causal interpretation of (conditional) exchangeability judgements at both the population- and individual-level and relate this to causal reasoning based on potential outcomes; *conditional* or *partial* exchangeability (see for example Bernardo and Smith, 1994, p. 169) is the assumption of exchangeability within subgroups specified by common levels of further observable quantities. In Section 3 we give a Bayesian definition of a marginal causal contrast and discuss parametric inference under observational settings. In Section 4 we discuss the limitations of causal reasoning based on exchangeability in a longitudinal setting involving unmeasured variables. Here under model mis-specification, lack of conditional exchangeability corresponding to conditional distributions being modeled may manifest itself in the form of the null paradox discussed by Robins and Wasserman (1997), in which case the inferences from a conditional model may not be valid even under the null hypothesis of no treatment effect. We conclude with a discussion in Section 5.

2. Exchangeability and ignorability

The central notion in causal inference is to obtain unconfounded inferences about differences in (expected) response arising from different exposures, paralleling the inferences available from a randomized *experimental* study, but to obtain the inferences from *observational* data. In this section, we contrast Bayesian formulations under the two types of data collection mechanism, and identify the role of prior knowledge or assumptions about the relationships amongst the variables.

2.1. Population-level exchangeability

To help fix ideas, we will first contrast the probabilistic notion of exchangeability to its deterministic population-level counterpart discussed by Greenland and Robins (1986) under a point treatment setting. Note that Robins and Greenland (1992) extended this reasoning to intermediate variable settings; this is relevant to the longitudinal setting which we will discuss in Section 4.1. We consider a hypothetical study of the effect of initiation of antiretroviral therapy on CD4 cell counts, conducted in a sample of n HIV patients. Our explanations are assisted by the use of directed acyclic graphs (DAGs) to clarify the underlying data generating mechanisms. In the Bayesian framework, we can regard a posited DAG as encapsulating structural prior knowledge relating to the observable quantities. In this paper we use the terms ‘knowledge’, ‘information’ and ‘opinion’ interchangeably to describe the *a priori*-held subjective beliefs – both qualitative and quantitative – of the experimenter. As a notational device, we will use structural definitions to illustrate the link between the information encoded in the DAG and the probability statements we are making.

Consider random sampling from an infinite super-population (or data generating mechanism) under an observational setting characterized by the conditional independencies depicted in the DAG in Figure 1. Specifically, for $i = 1, \dots, n$, let the random variable X_i represent a baseline CD4 cell count measurement for an HIV-positive individual i , Z_i represent the initiation of antiretroviral therapy at the baseline time point, and Y_i the CD4 cell count measurement after sufficient time has passed since the baseline. Further, let U_i be a latent variable representing the underlying immune status of individual i , some facet of which could possibly be captured by X_i . We know that individuals with lower CD4 cell counts, X_i , are more likely to initiate treatment; due to the correlation be-

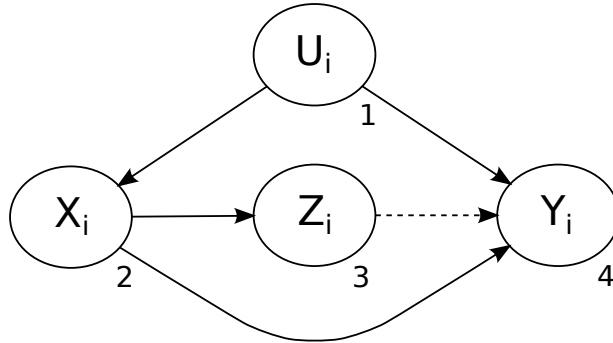


FIG 1. The postulated data generating mechanism under the observational setting \mathcal{O} . The numbering corresponds to temporal ordering of the variables. The dashed arrow $Z_i \rightarrow Y_i$ is not present under the null hypothesis of no treatment effect.

tween U_i and X_i , this further implies that those where poor underlying immune function are more likely to initiate treatment. For notational simplicity, in this section we take all random variables to be discrete-valued. Finally, following the notation of Saarela et al. (2015), let \mathcal{O} denote the prior information we have on the (*observational*) study setting and the data generating mechanism. Based on the context, we know for instance that lower baseline CD4 would increase the probability of earlier treatment initiation under the observational setting. Our aim is to study the effect of treatment initiation on the outcome. Suppose that two subgroups of the sampled individuals A and B have been identified retrospectively with $Z_i = 1 \forall i \in A$ (the treated group) and $Z_i = 0 \forall i \in B$ (the untreated group). We let $Y_A \equiv \{Y_i : i \in A\}$ denote random vectors on individuals from group A , with a similar definition for Y_B .

For causal considerations, central is now whether the groups A and B are in some suitable sense similar, and thereby directly comparable. Without any additional information on the treatment effect, or the observed values of the variables, the previous description of the data generating process already implies that this is not the case; group A is over-represented by individuals with low baseline CD4 values and poorer prognosis, due to their underlying immune function status, U_i . A numerical example demonstrating this is presented in Appendix. Thus, a simple comparison in terms of the summary statistics, for example $t(y_A) - t(y_B) = \bar{y}_A - \bar{y}_B$, would be *confounded*; we formalize this concept in Section 3 where we introduce an explicit *causal estimand* and its estimator. Before that, we attempt to understand this non-comparability of the groups through a probabilistic exchangeability statement between individuals

representative of those groups.

2.2. Individual-level exchangeability

Consider now a comparison of two further individuals, j and k , known to have been (non-experimentally) assigned to treatments $Z_j = 1$ and $Z_k = 0$, but with the outcome yet to be observed. A question relevant to causal inferences would now be whether the outcomes of these two individuals are exchangeable (pairwise) under a hypothetical intervention to reverse their treatments; if so, comparison of their outcomes under the actual treatment assignments would be informative of the causal effect of the treatment. To express this thought experiment, we take the outcome to be determined by the structural model $Y_i = f(Z_i, X_i, U_i)$, in which case the relevant exchangeability property can be expressed as

$$\begin{aligned} P(Y_j = y_j, Y_k = y_k \mid Z_j = 1, Z_k = 0; \mathcal{O}) & \quad (2.1) \\ & \equiv P(f(1, X_j, U_j) = y_j, f(0, X_k, U_k) = y_k \mid Z_j = 1, Z_k = 0; \mathcal{O}) \\ & = P(f(0, X_j, U_j) = y_k, f(1, X_k, U_k) = y_j \mid Z_j = 1, Z_k = 0; \mathcal{O}) \end{aligned}$$

for all (y_j, y_k) . We emphasize that a statement such as (2.1) could usually only be made on a subjective basis, conditional on information concerning the study design and data generating mechanism. In addition, the causal question of interest, including the role of the variables in the data generating mechanism, must be stated *a priori*; without this knowledge we would not know which exchangeability judgement is relevant for drawing causal inferences. Now (2.1) implies for instance that

$$\begin{aligned} & \sum_y P(f(1, X_j, U_j) = y_j, f(0, X_k, U_k) = y \mid Z_j = 1, Z_k = 0; \mathcal{O}) \\ & = \sum_y P(f(1, X_k, U_k) = y_j, f(0, X_j, U_j) = y \mid Z_j = 1, Z_k = 0; \mathcal{O}) \\ \Rightarrow & P(f(1, X_j, U_j) = y_j \mid Z_j = 1, Z_k = 0; \mathcal{O}) \\ & = P(f(1, X_k, U_k) = y_j \mid Z_j = 1, Z_k = 0; \mathcal{O}), \end{aligned}$$

that is, $f(z, X_j, U_j) \mid (Z_j = 1, Z_k = 0) \stackrel{d}{=} f(z, X_k, U_k) \mid (Z_j = 1, Z_k = 0)$ under \mathcal{O} . If we further assume that the treatment assignment of individual k is not informative of the outcome of individual j and vice versa (cf. “no interference between units”, Rubin, 1978; Lindley and Novick, 1981, p. 58) we have that $f(z, X_j, U_j) \mid (Z_j = 1) \stackrel{d}{=} f(z, X_k, U_k) \mid (Z_k = 0)$ under \mathcal{O} . Thus, (2.1) implies that $Z_i \perp\!\!\!\perp f(z, X_i, U_i)$ under \mathcal{O} .

Central to (2.1) for causal considerations is the extent to which group assignment can tell us about the other characteristics of the groups through the *a priori* knowledge on the relationships between the variables. If the statement (2.1) was true, the treatment and reference groups A and B , and the further, similar, individuals j and k , would be directly comparable, implying that a comparison of the two groups through a suitable summary statistic, for instance $t_A - t_B = \bar{y}_A - \bar{y}_B$ would be free of confounding. However, exchangeability of the units of inference implies that the *labels of the units do not carry relevant information* (e.g. [Bernardo and Smith, 1994](#), p. 168), which is now clearly not the case because of how the comparison was constructed: *a priori* we would expect individual j to have lower baseline CD4 than k count based on the treatment assignments.

On the other hand, the exchangeability property would apply under a hypothetical completely randomized (*experimental*) setting in DAG 2, labeled as \mathcal{E} , which otherwise mirrors the observational setting so that the law $Y_i = f(Z_i, X_i, U_i)$ applies under both, but under which the treatments are assigned so that $Z_i \perp\!\!\!\perp (X_i, U_i)$ under \mathcal{E} . This can be stated as the symmetry property

$$\begin{aligned} P(Y_j = y_j, Y_k = y_k \mid Z_j = 1, Z_k = 0; \mathcal{E}) & \quad (2.2) \\ \equiv P(f(1, X_j, U_j) = y_j, f(0, X_k, U_k) = y_k \mid Z_j = 1, Z_k = 0; \mathcal{E}) \\ = P(f(0, X_j, U_j) = y_k, f(1, X_k, U_k) = y_j \mid Z_j = 1, Z_k = 0; \mathcal{E}) \end{aligned}$$

for all (y_j, y_k) . This suggests that the causal *estimand* of interest should be specified referring to the situation under the hypothetical experimental setting; the problem of causal inference then involves making probability statements about the estimand based on data collected under the observational setting (Section 3).

As a side note, we could express an exchangeability statement in terms of the observable variables as

$$\begin{aligned} P(Y_j = y_j, Y_k = y_k \mid Z_j = 1, Z_k = 0; \mathcal{E}) \\ = P(Y_k = y_j, Y_j = y_k \mid Z_j = 1, Z_k = 0; \mathcal{E}). \end{aligned}$$

However, because the two individuals have the opposite treatment assignment, this would only be true under the null of no treatment effect. While we could consider the causal exchangeability statements under the null, the structural model allows us to make explicit the hypothetical switching of the treatments without this restriction. Thus, we will proceed with this notational device. We

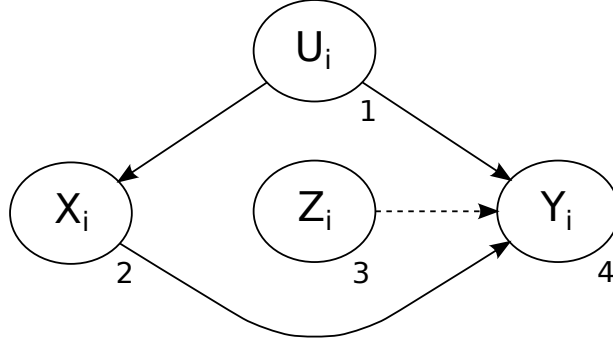


FIG 2. The postulated data generating mechanism under the randomized setting \mathcal{E} . The dashed arrow $Z_i \rightarrow Y_i$ is not present under the null hypothesis of no treatment effect.

also note that a statement such as (2.2) can be extended to any finite sequence of observations (and consequently to infinite sequences), conditional on a sequence of treatment assignments, as

$$\begin{aligned} P(f(z_1, X_1, U_1) = y_1, \dots, f(z_n, X_n, U_n) = y_n \mid Z_1 = z_1, \dots, Z_n = z_n; \mathcal{E}) \\ = P(f(z_1, X_{\rho(1)}, U_{\rho(1)}) = y_1, \dots, f(z_n, X_{\rho(n)}, U_{\rho(n)}) = y_n \mid Z_1 = z_1, \dots, Z_n = z_n; \mathcal{E}), \end{aligned}$$

for any permutation $\rho(\cdot)$ of the indices.

2.3. Restoring exchangeability through conditioning.

In the present example, comparability of the groups under the observational setting \mathcal{O} can be achieved by stratifying on the baseline CD4 count. Let now A_x and B_x denote groups selected so that $(Z_i = 1, X_i = x) \forall i \in A_x$ and $(Z_i = 0, X_i = x) \forall i \in B_x$. Consequently, for further individuals j and k with opposite treatment assignments by matched with their baseline CD4 count we would have

$$\begin{aligned} P(Y_j = y_j, Y_k = y_k \mid X_j = X_k = x, Z_j = 1, Z_k = 0; \mathcal{O}) & \quad (2.3) \\ \equiv P(f(1, x, U_j) = y_j, f(0, x, U_k) = y_k \mid X_j = X_k = x, Z_j = 1, Z_k = 0; \mathcal{O}) \\ = P(f(0, x, U_j) = y_k, f(1, x, U_k) = y_j \mid X_j = X_k = x, Z_j = 1, Z_k = 0; \mathcal{O}). \end{aligned}$$

This implies that $f(z, X_j, U_j) \mid (X_j = X_k = x, Z_j = 1, Z_k = 0) \stackrel{d}{=} f(z, X_k, U_k) \mid (X_j = X_k = x, Z_j = 1, Z_k = 0)$ under \mathcal{O} , and further that $Z_i \perp\!\!\!\perp f(z, x, U_i) \mid X_i = x$ under \mathcal{O} . Because the same applies also under the experimental setting \mathcal{E} , we also have that $P(Y_i \mid X_i = x, Z_i = z; \mathcal{E}) = P(f(z, x, U_i) \mid X_i = x, Z_i =$

$z; \mathcal{E}) = P(f(z, x, U_i) \mid X_i = x; \mathcal{E}) = P(f(z, x, U_i) \mid X_i = x; \mathcal{O}) = P(f(z, x, U_i) \mid X_i = x, Z_i = z; \mathcal{O}) = P(Y_i \mid X_i = x, Z_i = z; \mathcal{O})$. The last equivalence $P(Y_i \mid X_i, Z_i; \mathcal{E}) = P(Y_i \mid X_i, Z_i; \mathcal{O})$ is the ‘no confounding’ condition termed stability by Dawid and Didelez (2010). Here exchangeability implied stability, but the generally the reverse is not true; in Section 4 we consider a longitudinal setting where stability holds and exchangeability does not.

2.4. Connection to posterior predictive inferences

The comparison (2.3) involved two individuals with an opposite treatment assignment, and is the relevant one for causal considerations. For predictive considerations, we might also be interested in comparing a further individual j as defined in the previous section to the observed individuals $i \in A_x$ as well as individual k to $i \in B_x$. The corresponding exchangeability statement

$$\begin{aligned} P(Y_i = y_i, Y_j = y_j \mid X_i = X_j = x, Z_i = Z_j = 1; \mathcal{O}) \\ = P(Y_i = y_j, Y_j = y_i \mid X_i = X_j = x, Z_i = Z_j = 1; \mathcal{O}) \end{aligned} \quad (2.4)$$

applies for all $i \in A_x$, with a symmetric statement applying to k and $i \in B_x$. This corresponds to the usual kind of *partial exchangeability* within subgroups with the same characteristics (Bernardo and Smith, 1994, p. 169). The pairwise exchangeability statement (2.4) can be extended to the symmetry of the outcomes for all $\{j\} \cup A_x$ and $\{j\} \cup B_x$. Using the shorthand notation $D_C \equiv \{(X_i, Z_i, Y_i) : i \in C\}$ for all variables observed on individuals in the set C , and with $n_{A_x} \equiv |A_x|$ and $n_{B_x} \equiv |B_x|$ large enough, it would then be natural to estimate the treatment effect by

$$\begin{aligned} \sum_x \{E[Y_j \mid X_j = x, Z_j = 1, D_{A_x}; \mathcal{O}] \\ - E[Y_k \mid X_k = x, Z_k = 0, D_{B_x}; \mathcal{O}]\} \frac{n_{A_x} + n_{B_x}}{\sum_x (n_{A_x} + n_{B_x})} \\ \approx \sum_x \{\bar{y}_{A_x} - \bar{y}_{B_x}\} \frac{n_{A_x} + n_{B_x}}{\sum_x (n_{A_x} + n_{B_x})}, \end{aligned} \quad (2.5)$$

where the last form follows by approximating the within-stratum posterior predictive means by the sample means (cf. Lindley and Novick, 1981, p. 47). Thus, the above motivates the classical direct standardization formula for the marginal treatment effect, and makes clear the connection to posterior predictive inferences.

If the strata are too small for the use of direct standardization, however, in Bayesian inference one would instead have to pool the observed data and connect them to the predictions through parametric probability models. We will formalize this in the following section, but note here that the modeling approach requires the existence of a parameter vectors Φ and Ψ given which $Y_i \perp\!\!\!\perp D_C \mid (X_i, Z_i, \phi)$ and $X_i \perp\!\!\!\perp X_C \mid \psi$ under \mathcal{O} , for all $i \notin C$. The existence of such parameters is implied by the exchangeability of infinite sequences of random vectors (X_i, Y_i, Z_i) over the unit indices i (see Section 3.1), which applies always if the unit indices contain no relevant information (Gelman et al., 2004, p. 6). Consideration of statements such as (2.3) is then indicative of whether such parameters have a causal interpretation, while the partial exchangeability consideration such as (2.4) indicates whether they can be used for prediction. A parametric counterpart to (2.5) can be given as

$$\int_{\phi, \psi} \sum_x \{E[Y_j \mid X_j = x, Z_j = 1, \phi; \mathcal{O}] - E[Y_k \mid X_k = x, Z_k = 0, \phi; \mathcal{O}]\} \quad (2.6)$$

$$\times P(X_j = x \mid \psi; \mathcal{O})P(d\phi, d\psi \mid d_C; \mathcal{O}),$$

which we will motivate more formally in the following section. It is apparent from (2.6) that drawing causal inferences is possible if the pairwise comparisons such as

$$E[Y_j \mid X_j = x, Z_j = 1, \phi; \mathcal{O}] - E[Y_k \mid X_k = x, Z_k = 0, \phi; \mathcal{O}]$$

are unconfounded, with ϕ parametrizing the causal effect of Z_i on Y_i when controlling for X_i .

2.5. Connection to other latent variable formulations.

Under the point treatment setting, criterion (2.3) is equivalent to other conditions for unconfounded inferences stated in terms of conceptual latent variables representing general confounding. For instance, Definition 1 of Arjas (2012) connects unconfounded inferences to the conditional independence property $Z_i \perp\!\!\!\perp U_i \mid X_i$. As noted in Section 2.3, the symmetry property (2.3) implies that $Z_i \perp\!\!\!\perp f(z, x, U_i) \mid X_i = x \Leftrightarrow Z_i \perp\!\!\!\perp U_i \mid X_i = x$ under \mathcal{O} . Because of the latter, the converse is also true, since the labels of the units j and k do not involve hidden information about the (latent determinants of the) outcomes.

Although formulations in terms of latent variables need not rely on causal graphs, the absence of unmeasured confounders can be stated equivalently in

terms of the d-separation criterion of Pearl (2009, p. 87). The above conditional independence implies the absence of the arrow $U_i \rightarrow Z_i$, and in a modified (under the null) subgraph of Figure 1, where the arrow $Z_i \rightarrow Y_i$ has been removed, we have d-separation of Y_i and Z_i given X_i , which implies that X_i is a sufficient set of variables to control for confounding. Conversely, supposing that our prior information \mathcal{O} is encoded in Figure 1, said d-separation implies exchangeability, following the reasoning in Section 2.3, where given the treatment assignment and the measured pre-treatment covariates, the labels are uninformative of the outcomes.

2.6. Connection to the potential outcomes notation

Under the structural definition of the outcome, we can take the potential outcomes of individual i to be determined by $Y_{iz} = f(z, X_i, U_i)$ (cf. Pearl, 2009, p. 98), with the observed outcome given by $Y_i = Y_{iZ_i}$ (the latter known as the *consistency* assumption (e.g. Cole and Frangakis, 2009; VanderWeele, 2009a; Pearl, 2010)). As discussed in the previous two sections, the symmetry property (2.3) implies that $Z_i \perp\!\!\!\perp f(z, x, U_i) \mid X_i = x \Leftrightarrow Z_i \perp\!\!\!\perp Y_{iz} \mid X_i = x$ under \mathcal{O} . The converse is also true, similarly to the latent variable formulation in the previous section. The condition

$$Y_{iz} \perp\!\!\!\perp Z_i \mid X_i \tag{2.7}$$

is in fact the probabilistic ‘conditional exchangeability’ condition as defined by Hernán and Robins (2006, p. 579), or the first part of the *strongly ignorable treatment assignment* condition, as defined by Rosenbaum and Rubin (1983, p. 43). Although Rubin (1978, p. 41) uses exchangeability in the usual Bayesian sense to justify an IID model construction, as far as we know, the connection between the Bayesian notion of exchangeability and the condition stated in terms of potential outcomes has not been made or studied within the framework of Rubin’s causal model (as termed by Holland, 1986). In contrast, this connection is implied in Greenland and Robins (1986), Greenland, Robins and Pearl (1999) and Greenland and Robins (2009).

We note that, under the probabilistic exchangeability condition (2.3), the remaining determinants of the outcome have the same population distribution between the treatment groups. Requiring that these determinants also have the same empirical distribution between the groups A_x and B_x would correspond to the *deterministic exchangeability* condition laid out by Greenland and Robins

(1986, p. 415). This is unnecessarily strong for unconfounded inferences; it rules out both confounding and imbalance (e.g. the chance imbalances that could arise even under complete randomization). If we could condition on all the determinants of the outcome, the symmetry property could be written as

$$\begin{aligned}
& P(Y_j = y_j, Y_k = y_k \mid X_j = X_k = x, U_j = U_k = u, Z_j = 1, Z_k = 0; \mathcal{O}) \\
& \equiv P(f(1, X_j, U_j) = y_j, f(0, X_k, U_k) = y_k \mid X_j = X_k = x, U_j = U_k = u, Z_j = 1, Z_k = 0; \mathcal{O}) \\
& = P(f(0, X_j, U_j) = y_k, f(1, X_k, U_k) = y_j \mid X_j = X_k = x, U_j = U_k = u, Z_j = 1, Z_k = 0; \mathcal{O}) \\
& = \begin{cases} 1, & \text{when } (y_j, y_k) = (f(1, x, u), f(0, x, u)) \\ 0, & \text{when } (y_j, y_k) \neq (f(1, x, u), f(0, x, u)). \end{cases}
\end{aligned}$$

Thus, with this conditioning, the outcome is a deterministic function of the treatment assignment, and exchangeability applies trivially. This would be required for identifying individual level causal effects, which is impossible in practice (the ‘fundamental problem of causal inference’ as discussed by Holland, 1986). The probabilistic condition is sufficient for identifying population level effects.

We note that in the point treatment setting, and assuming an underlying model applying under all causal formulations, such as the structural definition, exchangeability is equivalent to alternative ‘no confounding’ assumptions. In the following section we connect the concept of (conditional) exchangeability to Bayesian causal inference.

3. Definition and estimation of causal contrasts

3.1. Causal contrasts as posterior predictive expectations

As noted by Greenland (2012), causal inference can alternatively be formulated as a prediction problem or a missing data problem; the potential outcomes notation corresponds to the latter formulation. In the Bayesian framework, a causal contrast of interest may be naturally defined in terms of posterior predictive expectations for further exchangeable individuals under the hypothetical experimental setting already introduced above. Denoting a finite sequence of observations as $d_C \equiv \{(x_i, y_i, z_i) : i \in C\}$, we define the causal contrast of interest under the randomized setting as the limit of the posterior predictive difference

$$\lim_{n \rightarrow \infty} E[Y_j \mid Z_j = z_j, d_C; \mathcal{E}] - \lim_{n \rightarrow \infty} E[Y_k \mid Z_k = z_k, d_C; \mathcal{E}], \quad (3.1)$$

where $n \equiv |C|$ and $j, k \notin C$. We may consider such a contrast for arbitrary settings of the treatment indicators z_j and z_k , thus mimicking the classical ‘intervention’ formulation of the causal contrast. Note, however, that no special mathematical definitions or tools, other than those associated with fundamental exchangeability concepts, are required in this definition.

By de Finetti’s representation theorem, the joint distribution of the data may be written

$$\begin{aligned} P(D_C; \mathcal{E}) &= \int_{\theta} \prod_{i \in C} P(D_i | \theta; \mathcal{E}) P(d\theta; \mathcal{E}) \\ &= \int_{\phi, \psi} \prod_{i \in C} [P(Y_i | x_i, z_i, \phi; \mathcal{E}) P(X_i | \psi; \mathcal{E})] P(d\phi, d\psi; \mathcal{E}) \\ &\quad \times \int_{\gamma} \prod_{i \in C} P(Z_i | \gamma; \mathcal{E}) P(d\gamma; \mathcal{E}), \end{aligned} \quad (3.2)$$

where $\theta = (\phi, \gamma, \psi)$ represents a partition of the joint parameter vector corresponding to the above factorization of the joint parameter-conditional distribution of $D_i \equiv (X_i, Y_i, Z_i)$ in the second line, provided parameter Γ is assumed *a priori* independent of the parameters (Φ, Ψ) (cf. Gelman et al., 2004, p. 354–355). Now for any $i \notin C$ the expectations in (3.1) may be written as

$$\begin{aligned} E[Y_i | z_i, d_C; \mathcal{E}] &= \int_{y_i, x_i} y_i P(dy_i, dx_i | z_i, d_C; \mathcal{E}) \\ &= \frac{\int_{y_i, x_i} y_i \int_{\phi, \psi} \prod_{j \in i \cup C} [P(dy_j | x_j, z_j, \phi; \mathcal{E}) P(dx_j | \psi; \mathcal{E})] P(d\phi, d\psi; \mathcal{E})}{\int_{y_i, x_i} \int_{\phi, \psi} \prod_{j \in i \cup C} [P(dy_j | x_j, z_j, \phi; \mathcal{E}) P(dx_j | \psi; \mathcal{E})] P(d\phi, d\psi; \mathcal{E})} \\ &= \int_{y_i, x_i} y_i \int_{\phi, \psi} P(dy_i | x_i, z_i, \phi; \mathcal{E}) P(dx_i | \psi; \mathcal{E}) P(d\phi, d\psi | d_C; \mathcal{E}). \end{aligned} \quad (3.3)$$

Here the terms involving parameters Γ cancel out because $Z_i \perp\!\!\!\perp X_i$ under \mathcal{E} (and $\Gamma \perp\!\!\!\perp (\Phi, \Psi)$); note that this would not hold under the observational setting \mathcal{O} .

If we further assume regularity conditions that allow interchanging the order of limit and integration, the limit of the above expectation becomes

$$\begin{aligned} \lim_{n \rightarrow \infty} E[Y_i | z_i, d_C; \mathcal{E}] &= \int_{x_i} \int_{\phi, \psi} E[Y_i | x_i, z_i, \phi; \mathcal{E}] P(dx_i | \psi; \mathcal{E}) \delta_{\phi_0}(\phi) \delta_{\psi_0}(\psi) d\phi d\psi \\ &= \int_{x_i} E[Y_i | x_i, z_i, \phi_0; \mathcal{E}] P(dx_i | \psi_0; \mathcal{E}), \end{aligned} \quad (3.4)$$

assuming that the posterior distribution converges to a degenerate distribution at the true parameter values (ϕ_0, ψ_0) (cf. van der Vaart, 1998, p. 139). Since,

following Bernardo and Smith (1994, p. 173), we interpret parameters as (unknown) functions of infinite sequences of observables, the form (3.4) motivates definition (3.1) as the causal parameter of interest, as (3.4) does not depend on the prior $P(d\phi, d\psi; \mathcal{E})$.

3.2. Estimation under the observational setting

We now outline the Bayesian predictive view of the standard conditions under which causal inference is typically carried out in the observational setting.

Identification: In order to estimate the causal contrast (3.1) defined under the experimental setting \mathcal{E} based on data collected under the observational setting \mathcal{O} , in (3.3) we have to make the substitutions $P(Y_i | x_i, z_i, \phi; \mathcal{E}) = P(Y_i | x_i, z_i, \phi; \mathcal{O})$ and $P(X_i | \psi; \mathcal{E}) = P(X_i | \psi; \mathcal{O})$; the former corresponds to the stability assumption, which in turn is implied by the conditional exchangeability property (2.3). The latter can be taken to be true by definition, i.e. the standard population is chosen according to the observed covariate distribution. Under these assumptions, the parameters ϕ and ψ have the **same** interpretation under both settings \mathcal{E} and \mathcal{O} . This gives an *estimator* for (3.4) as

$$\int_{x_i} \int_{\phi, \psi} E[Y_i | x_i, z_i, \phi; \mathcal{O}] P(dx_i | \psi; \mathcal{O}) P(d\phi, d\psi | d_C; \mathcal{O}). \quad (3.5)$$

We may also wish to state an identifiability condition in frequency-based terms. Since (3.5) is taken to be the estimator of the parameter (3.4), it is natural to require consistency, which we have if $\lim_{n \rightarrow \infty} P(d\phi, d\psi | d_C; \mathcal{O}) = \delta_{\phi_0}(\phi) \delta_{\psi_0}(\psi)$. In other words, the inferences will be *unconfounded* if

$$\int_{x_i} E[Y_i | x_i, z_i, \phi_0; \mathcal{O}] P(dx_i | \psi_0; \mathcal{O}) = \lim_{n \rightarrow \infty} E[Y_i | z_i, d_C; \mathcal{E}].$$

In Section 4.1 we will give an example where a similar condition can hold without conditional exchangeability corresponding to the model components; in such case the model parameters will not have a causal interpretation, so it is natural to link the causal exchangeability condition to parametric inferences.

A causal contrast could be defined alternatively in terms of potential outcome variables as $E[Y_{1i}] - E[Y_{0i}]$. For unconfounded inferences we could then require that

$$\int_{x_i} E[Y_i | x_i, Z_i = z; \mathcal{O}] P(dx_i | \mathcal{O}) = E[Y_{zi}], \quad (3.6)$$

which follows from (2.7) (e.g. Hernán and Robins, 2006, p. 579), and makes no explicit reference to the parametrization of the problem.

Positivity: To ensure that the conditional distributions above are well defined, we need an additional assumption known as *positivity*, that is, absolute continuity of the two measures under \mathcal{E} and \mathcal{O} (cf. Dawid and Didelez, 2010, p. 196), stated as $P(Z_i | x_i, \gamma; \mathcal{E}) \ll P(Z_i | x_i, \gamma; \mathcal{O})$, which is equivalent to

$$\begin{aligned} P(Z_i | x_i, \gamma; \mathcal{O}) = 0 &\Rightarrow P(Z_i | x_i, \gamma; \mathcal{E}) = 0 & (3.7) \\ \Leftrightarrow P(Z_i | x_i, \gamma; \mathcal{E}) \neq 0 &\Rightarrow P(Z_i | x_i, \gamma; \mathcal{O}) \neq 0. \end{aligned}$$

In particular, if the treatment Z_i depends deterministically on the covariates X_i , inference across the observational and experimental settings would not be possible.

Estimation of posterior predictive expectations (3.3) may be carried out using Monte Carlo integration by sampling from the posterior distribution of (Φ, Ψ) . Since the distributions $P(Y_i | x_i, z_i, \phi; \mathcal{O})$ and $P(X_i | \psi; \mathcal{O})$ implied by the representation theorem are unknown, in practice these have to be replaced with statistical models. These do not necessarily have to be parametric (that is, having finite dimensional Φ and Ψ , cf. Bernardo and Smith, 1994, p. 228), for instance, we would usually like to model $P(X_i | \psi; \mathcal{O})$ with the empirical distribution of X_i ; however, in practice the curse of dimensionality limits the use of non-parametric specifications, and dimension-reducing modeling assumptions will become a necessity. When finite dimensional parametrizations are used, model misspecification becomes a potential issue. In particular, one may lose the important property of valid inferences under the null hypothesis of no treatment effect, as will be elaborated in the following section.

4. Longitudinal setting and the null paradox

Having established the Bayesian formulation of causal inference in point treatment settings, we now seek to extend this reasoning to the longitudinal case, where confounding structures may be more complex. For simplicity we consider the two time-point case, and contend that the extension to multiple time-points follows straightforwardly. We address in particular the pitfalls of adopting incorrect modelling assumptions when drawing inferences about causal parameters of interest, and study a well-known example of flawed inference, the null paradox.

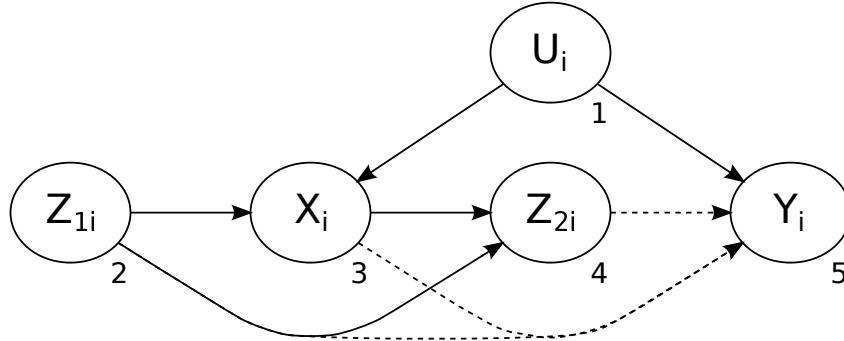


FIG 3. The postulated data generating mechanism under the observational longitudinal setting \mathcal{O} . The dashed arrows are not present under the null hypothesis of no treatment effect when X_i is a time-dependent confounder. Note that the null hypothesis also holds under an alternative DAG, where the arrow $Z_{1i} \rightarrow X_i$ is omitted, and the dotted arrow $X_i \rightarrow Y_i$ is present

4.1. Exchangeability and sequential randomization

Consider now the slightly more complicated setting in the DAG of Figure 3, adapted from [Robins and Wasserman \(1997\)](#), where the design variables Z_{1i} and Z_{2i} represent the treatment assignment to receive a particular dose of AZT medication starting from baseline and from a subsequent re-examination, respectively, for individual i . Further, let X_i represent observed anemia status at the re-examination, and Y_i an HIV viral load outcome, measured at the end of follow-up after sufficient time has passed from the re-examination. Latent variable U_i again represents the underlying immune function of individual i , which is expected to be a determinant of both X_i and Y_i . Here X_i has the role of a time-dependent confounder ([Robins, Hernán and Brumback, 2000](#), p. 550), which makes the judgement of exchangeability somewhat more involved. For the causal exchangeability considerations, we take the intermediate variable and outcome to be determined by the structural models $X_i = g(Z_{1i}, U_i)$ and $Y_i = f(Z_{1i}, Z_{2i}, X_i, U_i)$.

The principal source of difficulty is represented by the latent variable U_i . To consider its implications for inference, we first define the causal contrast of interest in terms of a completely randomized counterpart of the setting in Figure 3, depicted in Figure 4. Letting $d_C = \{(x_i, y_i, z_{1i}, z_{2i}) : i \in C\}$ represent a sequence of $n = |C|$ observations, we may now define the causal contrast of

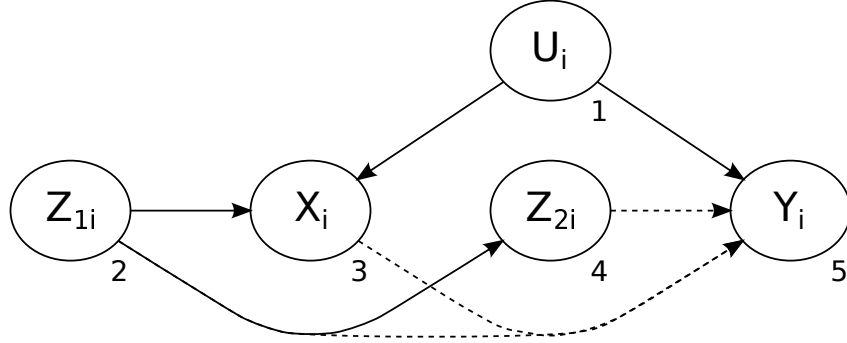


FIG 4. The postulated data generating mechanism under the completely randomized longitudinal setting \mathcal{E} . The dashed arrows are not present under the null hypothesis of no treatment effect when X_i is a time-dependent confounder.

interest as

$$\lim_{n \rightarrow \infty} E[Y_j | Z_{1j} = z_{1j}, Z_{2j} = z_{2j}, d_C; \mathcal{E}] - \lim_{n \rightarrow \infty} E[Y_k | Z_{1k} = z_{1k}, Z_{2k} = z_{2k}, d_C; \mathcal{E}],$$

where $j, k \notin C$. The expectations here can be represented alternatively as

$$\lim_{n \rightarrow \infty} E[Y_i | z_{1i}, z_{2i}, d_C; \mathcal{E}] = E[Y_i | z_{1i}, z_{2i}, \varphi_0; \mathcal{E}] \quad (4.1)$$

or

$$\lim_{n \rightarrow \infty} E[Y_i | z_{1i}, z_{2i}, d_C; \mathcal{E}] = \int_{x_i} E[Y_i | x_i, z_{1i}, z_{2i}, \phi_0^*; \mathcal{E}] P(dx_i | z_{1i}, \psi_0^*; \mathcal{E}) \quad (4.2)$$

or finally

$$\begin{aligned} & \lim_{n \rightarrow \infty} E[Y_i | z_{1i}, z_{2i}, d_C; \mathcal{E}] \\ &= \int_{x_i, u_i} E[Y_i | x_i, z_{1i}, z_{2i}, u_i, \phi_0^\dagger; \mathcal{E}] P(dx_i | z_{1i}, u_i, \psi_0^\dagger; \mathcal{E}) P(du_i | \eta_0^\dagger; \mathcal{E}). \end{aligned} \quad (4.3)$$

Note the different parameters φ , (ϕ^*, ψ^*) and $(\phi^\dagger, \psi^\dagger, \eta^\dagger)$ in the three representations. The full joint representation in (4.3) corresponds to the data generating mechanism, whose parameters are determined by the representation for infinitely exchangeable random vectors $(X_i, Y_i, Z_{1i}, Z_{2i}, U_i)$, whereas the parameters that appear in (4.1) and (4.2) are consequences of this joint model obtained by marginalization.

Similarly to Section 2.2, and for simplicity taking the treatment assignments to be binary, we can consider the comparability of groups selected to have a given treatment assignment configuration. The exchangeability with respect to

the intermediate variable X_i can be established as before. For the outcome Y_i , we consider exchangeability separately at the time of each treatment. We introduce the notations $A_1 = \{i : Z_{1i} = 1, Z_{2i} = 1\}$, $A_2 = \{i : Z_{1i} = 1, Z_{2i} = 0\}$, $A_3 = \{i : Z_{1i} = 0, Z_{2i} = 1\}$, and $A_4 = \{i : Z_{1i} = 0, Z_{2i} = 0\}$ for the groups being compared. We note that the parameters φ in the outcome model $P(Y_i | z_{1i}, z_{2i}, \varphi; \mathcal{E})$ corresponding to parametrization (4.1) would not be estimable under the observational setting \mathcal{O} ; this is because, for instance, at the second time point, the outcomes of individuals j and k with opposite treatment assignments would not be exchangeable (those assigned to treatment at the second interval are likely to have better underlying immune function status than those not assigned to treatment, with the second assignment depending on X_i), that is,

$$\begin{aligned} & P(Y_j = y_j, Y_k = y_k | \cdot; \mathcal{O}) \\ & \equiv P(f(1, 1, g(1, U_j), U_j) = y_j, f(1, 0, g(1, U_k), U_k) = y_k | \cdot; \mathcal{O}) \\ & = P(f(1, 1, X_j, U_j) = y_j, f(1, 0, X_k, U_k) = y_k | \cdot; \mathcal{O}) \\ & \neq P(f(1, 0, X_j, U_j) = y_k, f(1, 1, X_k, U_k) = y_j | \cdot; \mathcal{O}), \end{aligned}$$

where $\cdot = \{Z_{1j} = Z_{1k} = 1, Z_{2j} = 1, Z_{2k} = 0\}$.

Instead, adopting parametrization (4.2) and modeling of the conditional distributions $P(Y_i | x_i, z_{1i}, z_{2i}, \phi^*; \mathcal{O})$ and $P(X_i | z_{1i}, \psi^*; \mathcal{E})$ seems a way to proceed, since based on Figure 3 we have that $Z_{1i} \perp\!\!\!\perp U_i$ and $Z_{2i} \perp\!\!\!\perp U_i | (Z_{1i}, X_i)$ under \mathcal{O} which together imply the sequential randomization condition discussed by e.g. Dawid and Didelez (2010, p. 200), or stability $P(Y_i | X_i, Z_{1i}, Z_{2i}; \mathcal{E}) = P(Y_i | X_i, Z_{1i}, Z_{2i}; \mathcal{O})$ and $P(dx_i | Z_{1i}; \mathcal{E}) = P(dx_i | Z_{1i}; \mathcal{O})$. Stability would be sufficient to ensure non-parametric identification of the marginal causal contrast

because

$$\begin{aligned}
P(Y_i | z_{1i}, z_{2i}; \mathcal{E}) &= \int_{x_i, u_i} \frac{P(Y_i, dx_i, du_i, Z_{1i} = z_{1i}, Z_{2i} = z_{2i}; \mathcal{E})}{P(Z_{1i} = z_{1i}, Z_{2i} = z_{2i}; \mathcal{E})} \\
&= \int_{x_i, u_i} P(Y_i | x_i, u_i, z_{1i}, z_{2i}; \mathcal{E}) P(dx_i | u_i, z_{1i}; \mathcal{E}) P(du_i | z_{1i}; \mathcal{E}) \\
&= \int_{x_i, u_i} P(Y_i | x_i, u_i, z_{1i}, z_{2i}; \mathcal{E}) P(du_i | x_i, z_{1i}, z_{2i}; \mathcal{E}) P(dx_i | z_{1i}; \mathcal{E}) \\
&= \int_{x_i} \left[\int_{u_i} P(Y_i, du_i | x_i, z_{1i}, z_{2i}; \mathcal{E}) \right] P(dx_i | z_{1i}; \mathcal{E}) \\
&= \int_{x_i} P(Y_i | x_i, z_{1i}, z_{2i}; \mathcal{E}) P(dx_i | z_{1i}; \mathcal{E}) \\
&= \int_{x_i} P(Y_i | x_i, z_{1i}, z_{2i}; \mathcal{O}) P(dx_i | z_{1i}; \mathcal{O}).
\end{aligned}$$

However, under the longitudinal setting introducing stratification by X_i does not restore the conditional exchangeability of all the groups being compared. We denote the groups being compared by $A_{1x} = \{i : X_i = x, Z_{1i} = 1, Z_{2i} = 1\}$, $A_{2x} = \{i : X_i = x, Z_{1i} = 1, Z_{2i} = 0\}$, $A_{3x} = \{i : X_i = x, Z_{1i} = 0, Z_{2i} = 1\}$, and $A_{4x} = \{i : X_i = x, Z_{1i} = 0, Z_{2i} = 0\}$. We now have exchangeability between individuals j and k with opposing treatment assignments at the second time point, that is,

$$\begin{aligned}
&P(Y_j = y_j, Y_k = y_k | \cdot ; \mathcal{O}) \\
&\equiv P(f(1, 1, x, U_j) = y_j, f(1, 0, x, U_k) = y_k | \cdot ; \mathcal{O}) \\
&= P(f(1, 0, x, U_j) = y_k, f(1, 1, x, U_k) = y_j | \cdot ; \mathcal{O}).
\end{aligned}$$

where $\cdot = \{X_j = X_k = x, Z_{1j} = Z_{1k} = 1, Z_{2j} = 1, Z_{2k} = 0\}$. However, when comparing individuals with opposite treatment assignments at the first time point, the conditional exchangeability condition

$$\begin{aligned}
&P(Y_j = y_j, Y_k = y_k | \cdot ; \mathcal{O}) \tag{4.4} \\
&\equiv P(f(1, 0, x, U_j) = y_j, f(0, 0, x, U_k) = y_k | \cdot ; \mathcal{O}) \\
&= P(f(0, 0, x, U_j) = y_k, f(1, 0, x, U_k) = y_j | \cdot ; \mathcal{O}),
\end{aligned}$$

where $\cdot = \{X_j = X_k = x, Z_{1j} = 1, Z_{1k} = 0, Z_{2j} = Z_{2k} = 0\}$, does **not** hold. For (4.4) to hold, the distributions of U_j and U_k would have to be the same, but instead the prior information we have on the relationships between the variables indicates for example that those without anemia and assigned to treatment at the first interval are likely to have better immune function status

than those without anemia and no treatment at the first interval, since initiation of the treatment is in itself a cause of anemia. This would be the case also if the groups being compared had been formed under the completely randomized setting \mathcal{E} , even though then the groups would be exchangeable without the stratification. In the causal inference literature this phenomenon has been called *collider stratification bias* (e.g. Greenland, 2003), *Berkson's bias* or merely *selection bias*; as demonstrated, it can equally well be understood as lack of conditional exchangeability of the groups being compared in terms of their pre-treatment characteristics. Exchangeability does hold matching on the initial treatment assignment Z_{i1} , but this would not allow estimation of the effect of Z_{i1} . The non-exchangeability of the groups not matched with respect to the initial treatment assignment is illustrated in the simulation study presented in the Appendix.

The lack of conditional exchangeability corresponding to (4.4) implies that the parameters ϕ^* specifying the conditional probability model $P(Y_i | x_i, z_{1i}, z_{2i}, \phi^*; \mathcal{O})$ would not have a causal interpretation and thus a modeling strategy based on finite-dimensional parametrization (ϕ^*, ψ^*) might not be successful. In particular, without an appropriate parametrization of the problem, we may lose the important property of valid inferences under the null hypothesis of no treatment effect, which gives rise to the so-called *null paradox* (e.g. Robins and Wasserman, 1997, p. 411-412, Vansteelandt, Bekaert and Claeskens, 2010, p. 11; Dawid and Didelez, 2010, p. 224). We note that while sequential randomization is sufficient for non-parametric identification, it does not imply conditional exchangeability of the type (4.4). Instead, the conditional exchangeability condition (4.4) relates to the stronger conditional independence condition $(Z_{1i}, Z_{2i}) \perp\!\!\!\perp U_i | X_i$ required for identification of controlled direct effects (e.g. Robins and Greenland, 1992; VanderWeele, 2009b). This does not hold under the setting of Figure 3, but exchangeability could be restored by introducing further conditioning on U_i , which implies that (4.3) would be the correct causal parametrization. However, since U_i is unobserved, use of such parametrization in practice would introduce new identifiability problems. Alternative inference methods exist which indeed can identify the causal contrast under the sequential randomization condition, and with fewer parametric modeling assumptions; consider, for example marginal structural models estimated using inverse probability of treatment weighting (Robins, Hernán and Brumback, 2000; Hernán, Brumback and Robins, 2001). Nonetheless, the judgement of exchangeability does warn us of a situation where null paradox type model mis-specification is likely to arise.

4.2. Valid inferences under an incorrect model

Equations (4.2) and (4.3) do give a condition under which a parametrization which overlooks the latent variables U_i still results in valid inferences. This is the case when, for a given $(\phi^\dagger, \phi^\dagger, \eta^\dagger)$, there exists (ϕ^*, ψ^*) so that

$$\begin{aligned} \int_{x_i, u_i} E[Y_i | x_i, z_{1i}, z_{2i}, u_i, \phi^\dagger; \mathcal{E}] P(dx_i | z_{1i}, u_i, \psi^\dagger; \mathcal{E}) P(du_i | \eta^\dagger; \mathcal{E}) \\ = \int_{x_i} E[Y_i | x_i, z_{1i}, z_{2i}, \phi^*; \mathcal{E}] P(dx_i | z_{1i}, \psi^*; \mathcal{E}) \end{aligned} \quad (4.5)$$

for all (z_{1i}, z_{2i}) . Note that under the null hypothesis of no treatment effect, correct type I error rate is achieved.

As an example, consider a case where the correct parametrization is given by

$$\begin{aligned} Y_i &\sim N(\phi_1^\dagger + \phi_2^\dagger z_{1i} + \phi_3^\dagger z_{2i} + \phi_4^\dagger x_i + \phi_5^\dagger u_i, \phi_6^\dagger), \\ X_i | (z_{1i}, u_i, \psi^\dagger) &\sim \text{Bernoulli}(\text{expit}\{\psi_1^\dagger + \psi_2^\dagger z_{1i} + \psi_3^\dagger u_i\}) \text{ and} \\ U_i &\sim N(0, \eta^\dagger), \end{aligned}$$

and the parametrization without the latent variable is specified as

$$\begin{aligned} Y_i &\sim N(\phi_1^* + \phi_2^* z_{1i} + \phi_3^* z_{2i} + \phi_4^* x_i, \phi_5^*) \text{ and} \\ X_i | (z_{1i}, \psi^*) &\sim \text{Bernoulli}(\text{expit}\{\psi_1^* + \psi_2^* z_{1i}\}). \end{aligned}$$

With the correct parametrization, the conditional expectation is given by

$$\begin{aligned} \int_{x_i, u_i} E[Y_i | x_i, z_{1i}, z_{2i}, u_i, \phi^\dagger] P(dx_i | z_{1i}, u_i, \psi^\dagger) P(du_i | \eta^\dagger) \\ = \phi_1^\dagger + \phi_2^\dagger z_{1i} + \phi_3^\dagger z_{2i} + \phi_5^\dagger E[U_i] + \phi_4^\dagger \int_{u_i} P(X_i = 1 | z_{1i}, u_i, \psi^\dagger) P(du_i | \eta^\dagger). \end{aligned}$$

Similarly, with the parametrization (ϕ^*, ψ^*) , the conditional expectation becomes

$$\int_{x_i} E[Y_i | x_i, z_{1i}, z_{2i}, \phi^*] P(dx_i | z_{1i}, \psi^*) = \phi_1^* + \phi_2^* z_{1i} + \phi_3^* z_{2i} + \phi_4^* P(X_i = 1 | z_{1i}, \psi^*).$$

Consider first the situation where $\phi_4^\dagger \neq 0$, in which case the null hypothesis corresponds to $\phi_2^\dagger = \phi_3^\dagger = \psi_2^\dagger = 0$. In this case (4.5) holds true for all (z_{1i}, z_{2i}) if

$$\begin{aligned} \phi_2^* = \phi_3^* = \psi_2^* = 0 \\ \phi_1^* + \phi_4^* \text{expit}\{\psi_1^*\} = \phi_1^\dagger + \phi_4^\dagger \int_{u_i} \text{expit}\{\psi_1^\dagger + \psi_3^\dagger u_i\} P(du_i | \eta^\dagger). \end{aligned}$$

In this setting X_i is not a time-dependent confounder (in Figure 3, we do not have the arrow from Z_{1i} to X_i), and the setting essentially reduces to the point treatment setting (with more treatment levels) of Section 3, in which case the condition (4.4) does indeed hold true. In the case of $\phi_4^\dagger = 0$, the null hypothesis is $\phi_2^\dagger = \phi_3^\dagger = 0$. Now, if in addition $\psi_2^\dagger \neq 0$, the estimators of parameters ϕ_2^* and ϕ_4^* will not converge to zero because of the confounding due to the latent factor U_i . However, in the special case of $z_{1i}, z_{2i} \in \{0, 1\}$, it is easy to see that (4.5) holds true under the null hypothesis for all $(z_{1i}, z_{2i}) \in \{(0, 0), (0, 1), (1, 0), (1, 1)\}$ if

$$\begin{aligned}\phi_1^* &= \phi_1^\dagger \\ \phi_3^* &= 0 \\ \phi_2^* + \phi_4^* (\text{expit}\{\psi_1^* + \psi_2^*\} - \text{expit}\{\psi_1^*\}) &= 0.\end{aligned}$$

This only applies when the treatment assignments are binary, which can be seen for example by comparing the conditional expectations with $(z_{1j}, z_{2j}) = (1, 2)$ and $(z_{1k}, z_{2k}) = (2, 1)$. This is a manifestation of the null paradox.

4.3. Null-robust parametrizations

To circumvent the null paradox, Robins and Wasserman (1997, p. 415-416) suggest deterministic 1-1 transformation of the observed variables $(X_i, Y_i, Z_{1i}, Z_{2i})$ into $(X_i, U_i, Z_{1i}, Z_{2i})$, so that Y_i is $\sigma(X_i, U_i, Z_{1i}, Z_{2i})$ -measurable, $Z_{2i} \perp\!\!\!\perp U_i \mid (X_i, Z_{1i})$ and $Z_{1i} \perp\!\!\!\perp U_i$. Here the variable U_i assumes the role of a baseline covariate which determines the causal type of each individual i given X_i . Following the reasoning in Sections 2.6 and 4.1, we can motivate such a transformation in terms of restoring the conditional exchangeability through further conditioning on the pre-treatment characteristics U_i .

In order to construct a transformation possessing the above outlined properties, a deterministic model for the treatment effect is specified, which may take a parametric form such as (cf. Robins and Wasserman, 1997, p. 415)

$$\begin{aligned}Y_i &= r(U_i, X_i, Z_{1i}, Z_{2i}, \lambda) \\ &\equiv U_i + \lambda_1 Z_{1i} + \lambda_2 Z_{2i} + \lambda_3 Z_{1i} Z_{2i} + \lambda_4 Z_{2i} X_i.\end{aligned}\tag{4.6}$$

The limiting posterior predictive expectations giving the causal contrast of in-

terest can now be parameterized as

$$\begin{aligned}
& \lim_{n \rightarrow \infty} E[Y_i \mid z_{1i}, z_{2i}, d_C; \mathcal{E}] \\
&= \lim_{n \rightarrow \infty} E[r(U_i, X_i, z_{1i}, z_{2i}, \lambda) \mid z_{1i}, z_{2i}, d_C; \mathcal{E}] \\
&= \int_{u_i, x_i} r(u_i, x_i, z_{1i}, z_{2i}, \lambda) P(dx_i \mid z_{1i}, u_i, \psi_0; \mathcal{E}) P(du_i \mid \tau_0; \mathcal{E}) \frac{\partial u_i}{\partial y_i}.
\end{aligned} \tag{4.7}$$

It is now apparent that such a parametrization is null-robust, since the null hypothesis corresponds to $\lambda_1 = \lambda_2 = \lambda_3 = \lambda_4 = 0$, in which case $U_i = Y_i$, and further,

$$E[r(U_i, X_i, z_{1i}, z_{2i}, \lambda) \mid z_{1i}, z_{2i}, d_C; \mathcal{E}] = E[Y_i \mid y_C; \mathcal{E}].$$

In the above reasoning the transformation parameters λ were fixed; in practice these have to be estimated. For this purpose, the joint distribution for the observed data can be written as

$$\begin{aligned}
P(D_C; \mathcal{O}) &= \int_{\lambda} P(X_C, Y_C, Z_{1C}, Z_{2C} \mid \lambda; \mathcal{O}) P(d\lambda; \mathcal{O}) \\
&= \int_{\lambda} P(X_C, U_C(\lambda), Z_{1C}, Z_{2C} \mid \lambda; \mathcal{O}) \left| \frac{\partial U_C(\lambda)}{\partial Y_C} \right| P(d\lambda; \mathcal{O}) \\
&= \int_{\lambda, \theta} \prod_{i=1}^n \left[P(X_i, U_i(\lambda), Z_{1i}, Z_{2i} \mid \lambda, \theta; \mathcal{O}) \frac{\partial U_i(\lambda)}{\partial Y_i} \right] P(d\lambda, d\theta; \mathcal{O}) \\
&= \int_{\lambda, \gamma_1, \gamma_2, \psi, \tau} \prod_{i=1}^n \left[P(Z_{2i} \mid x_i, z_{1i}, \gamma_2; \mathcal{O}) P(X_i \mid z_{1i}, u_i(\lambda), \lambda, \psi; \mathcal{O}) \right. \\
&\quad \times P(Z_{1i} \mid \gamma_1; \mathcal{O}) P(U_i(\lambda) \mid \lambda, \tau; \mathcal{O}) \left. \frac{\partial U_i(\lambda)}{\partial Y_i} \right] \\
&\quad \times P(d\lambda, d\gamma_1, d\gamma_2, d\psi, d\tau; \mathcal{O}),
\end{aligned}$$

where $\theta \equiv (\gamma_1, \gamma_2, \psi, \tau)$. As outlined in Section 3, quantities (4.7) would then be estimated by

$$\begin{aligned}
& \int_{u_i, x_i} \int_{\lambda, \psi, \tau} r(u_i(\lambda), x_i, z_{1i}, z_{2i}, \lambda) P(dx_i \mid z_{1i}, u_i(\lambda), \lambda, \psi; \mathcal{O}) \\
&\quad \times P(du_i(\lambda) \mid \lambda, \tau; \mathcal{O}) \frac{\partial u_i(\lambda)}{\partial y_i} P(d\lambda, d\psi, d\tau \mid d_C; \mathcal{O}),
\end{aligned} \tag{4.8}$$

where (cf. [Robins and Wasserman, 1997](#), p. 416)

$P(d\lambda, d\psi, d\tau \mid d_C; \mathcal{O})$

$$\propto^{\lambda, \psi, \tau} \prod_{i=1}^n \left[P(dx_i \mid z_{1i}, u_i(\lambda), \lambda, \psi; \mathcal{O}) P(du_i(\lambda) \mid \lambda, \tau; \mathcal{O}) \frac{\partial u_i(\lambda)}{\partial y_i} \right] P(d\lambda, d\psi, d\tau; \mathcal{O}).$$

4.4. Simulation study

To numerically demonstrate the effects of null paradox type model mis-specification in finite samples, we replicated drawing $n = 1000$ independent observations from the conditional distributions

$$\begin{aligned} Y_i | (x_i, z_{1i}, z_{2i}, u_i) &\sim N(\phi_{02}z_{1i} + \phi_{03}z_{2i} + \phi_{04}x_i + u_i, 1), \\ Z_{2i} | (x_i, z_{1i}, u_i) &\sim \text{Poisson}(0.2z_{1i} + 1.5x_i), \\ X_i | (z_{1i}, u_i) &\sim \text{Bernoulli}(\text{expit}\{-3.0 + 1.5z_{1i} + 2u_i\}), \\ Z_{1i} | u_i &\sim \text{Poisson}(1), \text{ and} \\ U_i &\sim N(0, 1), \end{aligned}$$

corresponding to Figure 3. The Poisson distributions were chosen to draw the ‘doses’, since as demonstrated in Section 4.1, the mis-specification manifests itself only when there are more than two treatment levels. We considered two different scenarios, $(\phi_{02}, \phi_{03}, \phi_{04}) = (0, 0, 0)$ and $(\phi_{02}, \phi_{03}, \phi_{04}) = (0.15, 0.15, 1.5)$, the former corresponding to the null hypothesis of no treatment effect. The parameters of interest are the marginal causal contrasts of the form

$$\begin{aligned} \mu_{(z_{1i}, z_{2i})} &\equiv \lim_{n \rightarrow \infty} E[Y_i | Z_{1i} = z_{1i}, Z_{2i} = z_{2i}, d_C; \mathcal{E}] \\ &\quad - \lim_{n \rightarrow \infty} E[Y_j | Z_{1j} = 0, Z_{2j} = 0, d_C; \mathcal{E}], \end{aligned}$$

which we attempt to estimate using the parametrization (4.2), where, as before, we substitute in the parametric models $Y_i \sim N(\phi_1^* + \phi_2^*z_{1i}^* + \phi_3^*z_{2i}^* + \phi_4^*x_i, \phi_5^*)$ and $X_i | (z_{1i}, \psi^*) \sim \text{Bernoulli}(\text{expit}\{\psi_1^* + \psi_2^*z_{1i}\})$. We also fitted the outcome model with two- and three-way interactions to see whether this is any help in reducing the effects of mis-specification. For comparison, we also calculated the expected outcomes from naive (unadjusted for x_i) and adjusted outcome models, as well as from a (parametric) marginal structural model, fitted as inverse probability of treatment weighted linear regression, where the weights were estimated by fitting the treatment assignment models $Z_{1i} \sim \text{Poisson}(\gamma_{11})$, and $Z_{2i} | (x_i, z_{1i}) \sim \text{Poisson}(\gamma_{21} + \gamma_{22}z_{1i} + \gamma_{23}x_i)$. In addition, we applied the null-robust parametrization (4.7), where the transformation function parameterized w.r.t. λ was specified as in (4.6). For the marginal distribution of the transformed variable U_i we tried two alternative specifications, $U_i(\lambda) | \tau \sim N(\tau_1, \tau_2^2)$ and $U_i(\lambda) | \tau \sim \text{NPQM}(\tau_1, \tau_2, \tau_3, \tau_4)$, the latter being the four-parameter normal-polynomial quantile mixture (NPQM)

distribution proposed by Karvanen (2006) and applied in a regression modeling context by Saarela, Kulathinal and Karvanen (2012). The parameters of this distribution are the first four L-moments, with the normal distribution obtained as a special case when $\tau_3 = 0$ and $\tau_4/\tau_2 = 0.1226$. A logistic regression model $X_i | (z_{1i}, u_i(\lambda), \lambda, \psi) \sim \text{Bernoulli}(\text{expit}\{\psi_1 + \psi_2 z_{1i} + \psi_3 u_i(\lambda)\})$ was specified for the variable X_i . Improper flat priors were used throughout. For evaluating the posterior predictive expectations such as (4.8), we used Monte Carlo integration, drawing the parameters from the normal approximations $\theta \sim N(\hat{\theta}, i^{-1}(\hat{\theta}))$, where the $\hat{\theta}$ are the maximum likelihood estimates for the collection of all model parameters and $i^{-1}(\hat{\theta})$ is the inverse of the Hessian matrix evaluated at $\hat{\theta}$.

Results for the various point estimators over 1000 replications are presented in Table 1. Under the null setting, the results with the parametrization (4.2) ignoring the latent variable indeed indicate spurious treatment effect in estimation of the causal contrast $\mu_{(8,8)}$. Adding interactions to the outcome model does not alleviate the problem, as was noted by Robins and Wasserman (1997, p. 412), nor did the addition of quadratic terms of the treatment variables into the outcome model (results not shown). However, in estimation of the contrast $\mu_{(8,8)}$ the model is already used for extrapolation outside the range of the data, since a treatment combination such as $(z_{1i}, z_{2i}) = (8, 8)$ is very rare in the simulated data, as $Z_{1i} \sim \text{Poisson}(1)$. For this reason, no similar bias is visible in the estimation of the causal contrasts $\mu_{(4,4)}$ and $\mu_{(4,8)}$. In contrast, the null-robust parametrization (4.7) performs well in all three cases. Under the null hypothesis the posterior predictive means and variances also resulted in correct frequentist 95% confidence interval coverage probabilities (results not shown).

These conclusions are less clear-cut under the under the non-null setting (Table 1), where also the null-robust parametrization shows some bias. This is not surprising since the null-robust parametrization is not ‘correct’ w.r.t. to the true data generating mechanism, in the sense discussed by Amemiya and Powell (1981) in the context of maximum likelihood estimation of the Box-Cox transformation. Achieving both valid inferences under the null and good predictive performance simultaneously is a challenge, so the intended use of the model has to be a factor in the model choice. If the model is to be used for hypothesis testing purposes, it is advisable to insist on valid inferences under the null. It should be noted that also the parametric marginal structural model is susceptible to mis-specification, which is apparent especially under the alternative setting; while the conditional outcome model used to generate the data is linear in the exposures, the linearity does not necessarily hold true for the marginal

TABLE 1
 Results for various point estimators of marginal causal contrasts over 1000 replications under the null setting $(\phi_{02}, \phi_{03}, \phi_{04}) = (0, 0, 0)$ and under the non-null setting $(\phi_{02}, \phi_{03}, \phi_{04}) = (0.15, 0.15, 1.5)$. The results are mean, standard deviation and root mean square error of the estimates.

Estimator	Parameter	Null			Non-null			
		Mean	SD	RMSE	Mean	Bias	SD	RMSE
(4.2)	$\mu_{(4,4)}$	-0.018	0.176	0.177	2.282	-0.029	0.198	0.201
	$\mu_{(4,8)}$	-0.028	0.182	0.185	2.872	-0.039	0.205	0.209
	$\mu_{(8,8)}$	-0.805	0.333	0.871	2.890	-0.815	0.335	0.881
(4.2) with interactions	$\mu_{(4,4)}$	-0.099	0.276	0.293	2.201	-0.110	0.292	0.312
	$\mu_{(4,8)}$	-0.056	0.233	0.240	2.844	-0.067	0.251	0.260
	$\mu_{(8,8)}$	-0.909	0.506	1.041	2.785	-0.919	0.508	1.050
Naive	$\mu_{(4,4)}$	-0.197	0.177	0.265	1.892	-0.419	0.206	0.467
	$\mu_{(4,8)}$	0.449	0.182	0.484	3.910	0.999	0.213	1.022
	$\mu_{(8,8)}$	-0.394	0.354	0.530	3.784	0.080	0.411	0.419
Adjusted	$\mu_{(4,4)}$	-0.952	0.182	0.970	0.248	-2.064	0.182	2.072
	$\mu_{(4,8)}$	-0.963	0.230	0.990	0.837	-2.074	0.230	2.087
	$\mu_{(8,8)}$	-1.905	0.364	1.939	0.495	-3.209	0.364	3.230
MSM w. stabilized weights	$\mu_{(4,4)}$	0.066	0.333	0.340	2.449	0.138	0.744	0.757
	$\mu_{(4,8)}$	0.126	0.427	0.446	3.191	0.280	0.588	0.651
	$\mu_{(8,8)}$	0.132	0.667	0.680	4.914	1.209	0.885	1.499
(4.7) Normal	$\mu_{(4,4)}$	0.002	0.195	0.195	2.147	-0.165	0.225	0.278
	$\mu_{(4,8)}$	-0.008	0.215	0.215	2.846	-0.066	0.249	0.257
	$\mu_{(8,8)}$	-0.019	0.544	0.544	4.001	0.296	0.541	0.617
(4.7) NPQM	$\mu_{(4,4)}$	0.000	0.194	0.194	2.095	-0.216	0.229	0.315
	$\mu_{(4,8)}$	-0.009	0.216	0.216	2.847	-0.064	0.255	0.263
	$\mu_{(8,8)}$	-0.019	0.547	0.547	4.192	0.488	0.559	0.742

outcome model (cf. [Gelman, 2007](#), p. 157-158).

In summary, the null paradox is not difficult to reproduce in finite samples, although in the present simulation setting bias manifested only when the parametric models were used for extrapolating beyond the range of the data (which is approaching violation of assumption (3.7)). The results given by parametrization (4.2) ignoring the latent variables can be improved by using the transformed parametrization proposed by [Robins and Wasserman \(1997\)](#), which corresponds to assuming a deterministic model such as (4.8) for the treatment effects. An alternative would be to pursue a ‘correct’ model specification by parameterizing in terms of latent variables in the postulated data generating mechanism, as in (4.3), at the price of the potential identification problems that may result.

5. Discussion

We have attempted to demonstrate that the Bayesian notion of exchangeability can indeed serve as a causal model, as was originally suggested by [Lindley and Novick \(1981\)](#). That exchangeability can be formulated as an ignorability assumption, and that that marginal causal contrasts can be naturally defined in terms of limits of posterior predictive expectations for further, yet unobserved, exchangeable individuals, has not been appreciated in the causal inference literature. We do not claim that the interpretation of exchangeability as a causal model would have important practical advantages over alternative causal models; the preference for a particular causal model as the notational system is largely a matter of taste and convention. However, the proposed framework links causality more closely to model parameters, and does enable more natural incorporation of causal reasoning into the fully probabilistic Bayesian framework, in the sense that no concepts external to de Finetti's system are necessary.

Under longitudinal settings where latent variables are present, null paradox type model mis-specification is the central problem in parametric estimation of marginal causal contrasts. Of course, the null paradox is not just related to situations where a null hypothesis holds true, but rather implies model mis-specification also in non-null settings. However, since mis-specification is almost ever-present in model-based inferences, it is reasonable to insist at least on valid inferences under the null. We have attempted to demonstrate that the problem has a natural Bayesian interpretation in terms of lack of conditional exchangeability corresponding to model components. The null-robust reparametrization proposed by [Robins and Wasserman \(1997\)](#) as a correction to this problem can similarly be understood as restoring the missing conditional exchangeability. Proper understanding of the problem and the possible solutions are especially important given the recent renewed interest in the parametric g -computation formula (e.g. [Taubman et al., 2009](#); [Westreich et al., 2012](#); [Keil et al., 2014](#); [Jain et al., 2016](#); [Bijlsma et al., 2017](#); [Neophytou et al., 2019](#); [Shahn et al., 2019](#)).

References

AMEMIYA, T. and POWELL, J. L. (1981). A comparison of the Box-Cox maximum likelihood estimator and the non-linear two-stages least squares estima-

- tor. *Journal of Econometrics* **17** 351–381.
- ARJAS, E. (2012). Causal inference from observational data: a Bayesian predictive approach. In *Causality: Statistical Perspectives and Applications* (C. Berzuini, A. P. Dawid and L. Bernardinelli, eds.) 71–84. Wiley, NY.
- ARJAS, E. and PARNER, J. (2004). Causal reasoning from longitudinal data. *Scandinavian Journal of Statistics* **31** 171–184.
- BAKER, S. G. (2013). Causal inference, probability theory, and graphical insights. *Statistics in medicine* **32** 4319–4330.
- BERNARDO, J. M. and SMITH, A. F. M. (1994). *Bayesian Theory*. Wiley, Chichester.
- BIJLSMA, M. J., TARKIAINEN, L., MYRSKYLÄ, M. and MARTIKAINEN, P. (2017). Unemployment and subsequent depression: A mediation analysis using the parametric G-formula. *Social Science & Medicine* **194** 142–150.
- CHIB, S. (2007). Analysis of treatment response data without the joint distribution of potential outcomes. *Journal of Econometrics* **140** 401–412.
- COLE, S. R. and FRANGAKIS, C. E. (2009). The consistency statement in causal inference: a definition or an assumption? *Epidemiology* **20** 3–5.
- COMMENGES, D. (2019). Causality without potential outcomes and the dynamic approach. *arXiv preprint [arXiv:1905.01195](https://arxiv.org/abs/1905.01195)*.
- COMMENGES, D. and GÉGOUT-PETIT, A. (2015). The stochastic system approach for estimating dynamic treatments effect. *Lifetime data analysis* **21** 561–578.
- DAWID, A. P. (2000). Causal inference without counterfactuals. *Journal of the American Statistical Association* **95** 407–424.
- DAWID, A. P. and DIDELEZ, V. (2010). Identifying the consequences of dynamic treatment strategies: a decision-theoretic overview. *Statistical Surveys* **4** 184–231.
- DAWID, A. P., MUSIO, M., FIENBERG, S. E. et al. (2016). From statistical evidence to evidence of causality. *Bayesian Analysis* **11** 725–752.
- DE FINETTI, B. (1974). *Theory of Probability*. Wiley, London.
- FERREIRA, J. A. (2019). Causality from the Point of View of Classical Statistics. *arXiv preprint [arXiv:1908.07301](https://arxiv.org/abs/1908.07301)*.
- FERREIRA, J. A. et al. (2015). Some models and methods for the analysis of observational data. *Statistics Surveys* **9** 106–208.
- GELMAN, A. (2007). Struggles with survey weighting and regression modeling. *Statistical Science* **31** 4190–4206.
- GELMAN, A., CARLIN, J. B., STERN, H. S. and RUBIN, D. B. (2004). *Bayesian*

- Data Analysis, Second Edition*. Chapman & Hall/CRC, Boca Raton, FL.
- GREENLAND, S. (2003). Quantifying biases in causal models: Classical confounding vs collider-stratification bias. *Epidemiology* **14** 300–306.
- GREENLAND, S. (2012). Causal inference as a prediction problem: assumptions, identification and evidence synthesis. In *Causality: Statistical Perspectives and Applications* (C. Berzuini, A. P. Dawid and L. Bernardinelli, eds.) 43–58. Wiley, NY.
- GREENLAND, S. and ROBINS, J. M. (1986). Identifiability, exchangeability, and epidemiological confounding. *International Journal of Epidemiology* **15** 413–419.
- GREENLAND, S., ROBINS, J. M. and PEARL, J. (1999). Confounding and collapsibility in causal inference. *Statistical Science* **14** 29–46.
- GREENLAND, S. and ROBINS, J. M. (2009). Identifiability, exchangeability, and epidemiological confounding revisited. *Epidemiologic Perspectives & Innovations* **6**. doi:10.1186/1742-5573-6-4.
- HERNÁN, M. A., BRUMBACK, B. and ROBINS, J. M. (2001). Marginal structural models to estimate the joint causal effect of nonrandomized treatments. *Journal of the American Statistical Association* **96** 440–448.
- HERNÁN, M. A. and ROBINS, J. M. (2006). Estimating causal effects from epidemiological data. *Journal of Epidemiology & Community Health* **60** 578–586.
- HOLLAND, P. W. (1986). Statistics and causal inference. *Journal of the American Statistical Association* **81** 945–960.
- JAIN, P., DANAIE, G., ROBINS, J. M., MANSON, J. E. and HERNÁN, M. A. (2016). Smoking cessation and long-term weight gain in the Framingham Heart Study: an application of the parametric g-formula for a continuous outcome. *European journal of epidemiology* **31** 1223–1229.
- KARVANEN, J. (2006). Estimation of quantile mixtures via L-moments and trimmed L-moments. *Computational Statistics & Data Analysis* **51** 947–959.
- KEIL, A. P., EDWARDS, J. K., RICHARDSON, D. R., NAIMI, A. I. and COLE, S. R. (2014). The parametric g-formula for time-to-event data: towards intuition with a worked example. *Epidemiology (Cambridge, Mass.)* **25** 889.
- LINDLEY, D. V. (2002). Seeing and doing: the concept of causation. *International Statistical Review* **70** 191–214.
- LINDLEY, D. V. and NOVICK, M. R. (1981). The role of exchangeability in inference. *The Annals of Statistics* **9** 45–58.

- MCCULLAGH, P. (2008). Sampling bias and logistic models. *Journal of the Royal Statistical Society, Series B* **70** 643–677.
- NEOPHYTOU, A. M., COSTELLO, S., PICCIOTTO, S., BROWN, D. M., ATTFIELD, M. D., BLAIR, A., LUBIN, J. H., STEWART, P. A., VERMEULEN, R., SILVERMAN, D. T. et al. (2019). Diesel Exhaust, Respirable Dust, and Ischemic Heart Disease: An Application of the Parametric g-formula. *Epidemiology* **30** 177–185.
- PEARL, J. (2009). *Causality, Second Edition*. Cambridge University Press, Cambridge.
- PEARL, J. (2010). On the consistency rule in causal inference axiom, definition, assumption, or theorem? *Epidemiology* **21** 872–875.
- ROBINS, J. M. and GREENLAND, S. (1992). Identifiability and exchangeability for direct and indirect effects. *Epidemiology* **3** 143–155.
- ROBINS, J. M., HERNÁN, M. A. and BRUMBACK, B. (2000). Marginal structural models and causal inference in epidemiology. *Epidemiology* **11** 550–560.
- ROBINS, J. M. and WASSERMAN, L. (1997). Estimation of effects of sequential treatments by reparameterizing directed acyclic graphs. In *Proceedings of the Thirteenth Conference on Uncertainty in Artificial Intelligence, Providence Rhode Island, August 1-3, 1997* (D. Geiger and P. Shenoy, eds.) 409–420. Morgan Kaufmann, San Francisco.
- ROSENBAUM, P. R. and RUBIN, D. B. (1983). The central role of the propensity score in observational studies for causal effects. *Biometrika* **6** 41–55.
- RØYSLAND, K. (2011). A martingale approach to continuous-time marginal structural models. *Bernoulli* **17** 895–915.
- RUBIN, D. B. (1978). Bayesian inference for causal effects: the role of randomization. *The Annals of Statistics* **6** 34–58.
- SAARELA, O., KULATHINAL, S. and KARVANEN, J. (2012). Secondary Analysis under Cohort Sampling Designs Using Conditional Likelihood. *Journal of Probability and Statistics*. doi:10.1155/2012/931416.
- SAARELA, O., STEPHENS, D. A., MOODIE, E. E. M. and KLEIN, M. B. (2015). On Bayesian estimation of marginal structural models. (With Response to Discussion). *Biometrics* **71** 279–288.
- SHAHN, Z., LI, Y., SUN, Z., MOHAN, A., SAMPAIO, C. and HU, J. (2019). G-Computation and Hierarchical Models for Estimating Multiple Causal Effects From Observational Disease Registries With Irregular Visits. *AMIA Joint Summits on Translational Science proceedings* **2019** 789–798.
- TAUBMAN, S. L., ROBINS, J. M., MITTLEMAN, M. A. and HERNÁN, M. A.

- (2009). Intervening on risk factors for coronary heart disease: an application of the parametric g-formula. *International Journal of Epidemiology* **38** 1599–1611.
- VAN DER VAART, A. W. (1998). *Asymptotic Statistics*. Cambridge University Press, New York, NY.
- VANDERWEELE, T. J. (2009a). Concerning the consistency assumption in causal inference. *Epidemiology* **20** 880–883.
- VANDERWEELE, T. J. (2009b). Marginal structural models for the estimation of direct and indirect effects. *Epidemiology* **20** 18–26.
- VANSTEELANDT, S., BEKAERT, M. and CLAESKENS, G. (2010). On model selection and model misspecification in causal inference. *Statistical Methods in Medical Research*. doi:10.1177/0962280210387717.
- WESTREICH, D., COLE, S. R., YOUNG, J. G., PALELLA, F., TIEN, P. C., KINGSLEY, L., GANGEI, S. J. and HERNÁN, M. A. (2012). The parametric g-formula to estimate the effect of highly active antiretroviral therapy on incident AIDS or death. *Statistics in Medicine*. doi:10.1002/sim.5316.

Appendix: Group-level exchangeability

Point treatment setting

We present a small numerical example to illustrate the difference between the data generating mechanism \mathcal{O} in Figure 1 and \mathcal{E} in Figure 2. We simulate under the null from the joint probability distribution $P(Y_i | x_i, z_i, u_i)P(Z_i | x_i)P(X_i | u_i)P(U_i)$, where we take

$$\begin{aligned} Y_i | (x_i, z_i, u_i) &\sim \text{Poisson}(x_i + \exp\{u_i\}) \text{ (no treatment effect),} \\ Z_i | x_i &\sim \text{Bernoulli}(\text{expit}(\gamma x_i)) \text{ with } \gamma = -0.25, \\ X_i &\sim \text{Poisson}(\exp\{u_i\}), \\ U_i &\sim N(0, 1). \end{aligned}$$

Data generating mechanism \mathcal{E} is obtained by taking $\gamma = 0$. Groups A and B of size $n_A = n_B = 250$ were generated by successive draws from the above probability distributions, and quota sampling (cf. McCullagh, 2008, p. 647), taking the first n_A units with $Z_i = 1$ as A and the first n_B units with $Z_i = 0$ as B . The process was repeated 1000 times; the means and standard deviations for the variables are given in Table 2. This demonstrates that the two groups

A and B being compared are exchangeable under the completely randomized setting \mathcal{E} , while under the observational setting \mathcal{O} the groups differ in their characteristics, which will result in a spurious association if comparisons between summary statistics $T(Y_A)$ and $T(Y_B)$ are made without accounting for the group characteristics.

TABLE 2

Simulation from the data generating mechanisms corresponding to Figures 1 ($\gamma = -0.25$) and 2 ($\gamma = 0$). The numbers are means (SDs) over 1000 replications.

γ	Group	X_i	U_i	Y_i
-0.25	A	1.056 (1.443)	-0.184 (0.916)	2.294 (2.904)
	B	2.066 (2.921)	0.130 (1.035)	4.006 (5.648)
0	A	1.644 (2.444)	-0.000 (0.999)	3.291 (4.740)
	B	1.660 (2.488)	0.002 (1.002)	3.318 (4.806)

Longitudinal setting

We can illustrate the causal exchangeability considerations under the longitudinal setting through considering the comparability of the groups A_1 ($Z_{1i} = 1, Z_{2i} = 1 \forall i \in A_1$), A_2 ($Z_{1i} = 1, Z_{2i} = 0 \forall i \in A_2$), A_3 ($Z_{1i} = 0, Z_{2i} = 1 \forall i \in A_3$) and A_4 ($Z_{1i} = 0, Z_{2i} = 0 \forall i \in A_4$). Again using quota sampling, we obtain A_l , $l = 1, \dots, 4$ with $n_{A_l} = 500$ from the joint distribution

$$P(Y_i | x_i, z_{1i}, z_{2i}, u_i)P(Z_{2i} | x_i, z_{1i})P(X_i | u_i, z_{1i})P(Z_{1i})P(U_i),$$

where we take

$$\begin{aligned} Y_i | (x_i, z_{1i}, z_{2i}, u_i) &\sim \text{Poisson}(\exp\{u_i\}), \\ Z_{2i} | (x_i, z_{1i}) &\sim \text{Bernoulli}(\text{expit}\{\gamma x_i + z_{1i}\}), \\ X_i | (u_i, z_{1i}) &\sim \text{Bernoulli}(\text{expit}\{-u_i + 2z_{1i}\}), \\ Z_{1i} &\sim \text{Bernoulli}(0.5), \\ U_i &\sim N(0, 1) \text{ and.} \end{aligned}$$

Under \mathcal{O} , $\gamma = -1$ and under \mathcal{E} , $\gamma = 0$. The simulation results are given in Table 3. It is apparent that the groups are not comparable under the observational setting, since the distribution of U_i is different in the four groups. In the context of the example, those assigned to treatment at the second interval are more likely to be individuals with better underlying immune function status than those not assigned to treatment, since the second assignment depends on X_i . Stratifying

TABLE 3

Simulation from the data generating mechanisms corresponding to Figures 3 ($\gamma = -1$) and 4 ($\gamma = 0$). The numbers are means (SDs) over 1000 replications. Groups A_{ix} , $1 = 1, \dots, 4$ have been stratified for the value of x .

γ	Group	X_i	U_i	Y_i	
-1	A_1	0.788 (0.409)	0.051 (1.011)	1.755 (2.636)	
	A_2	0.910 (0.286)	-0.057 (0.982)	1.525 (2.280)	
	A_3	0.350 (0.477)	0.125 (0.991)	1.844 (2.687)	
	A_4	0.594 (0.491)	-0.079 (0.996)	1.526 (2.340)	
	A_{11}	1.000 (0.000)	-0.135 (0.950)	1.364 (1.956)	
	A_{21}	1.000 (0.000)	-0.137 (0.951)	1.358 (1.958)	
	A_{31}	1.000 (0.000)	-0.412 (0.910)	1.000 (1.499)	
	A_{41}	1.000 (0.000)	-0.413 (0.909)	1.003 (1.502)	
	A_{10}	0.000 (0.000)	0.744 (0.925)	3.207 (4.020)	
	A_{20}	0.000 (0.000)	0.743 (0.925)	3.206 (4.002)	
	A_{30}	0.000 (0.000)	0.413 (0.910)	2.297 (3.050)	
	A_{40}	0.000 (0.000)	0.412 (0.911)	2.296 (3.045)	
	0	A_1	0.844 (0.362)	0.002 (1.000)	1.650 (2.483)
		A_2	0.844 (0.362)	0.002 (0.998)	1.651 (2.479)
		A_3	0.501 (0.500)	0.001 (0.999)	1.650 (2.494)
		A_4	0.501 (0.500)	-0.002 (0.999)	1.646 (2.478)
A_{11}		1.000 (0.000)	-0.137 (0.952)	1.361 (1.963)	
A_{21}		1.000 (0.000)	-0.136 (0.950)	1.361 (1.948)	
A_{31}		1.000 (0.000)	-0.413 (0.909)	0.999 (1.500)	
A_{41}		1.000 (0.000)	-0.413 (0.910)	1.003 (1.509)	
A_{10}		0.000 (0.000)	0.744 (0.925)	3.207 (4.020)	
A_{20}		0.000 (0.000)	0.743 (0.925)	3.206 (4.002)	
A_{30}		0.000 (0.000)	0.413 (0.910)	2.297 (3.050)	
A_{40}		0.000 (0.000)	0.412 (0.911)	2.296 (3.045)	

the groups w.r.t. X_i does not result in comparable groups either because, for instance, those without anemia and assigned to treatment at the first interval are likely to have better immune function status than those without anemia and no treatment at the first interval, since initiation of the treatment is in itself a cause of anemia. However, stability holds, as can be seen by comparing the distributions of X_i and Y_i under \mathcal{O} and \mathcal{E} .