

NEURAL ARCHITECTURE SEARCH WITH REINFORCE AND MASKED ATTENTION AUTOREGRESSIVE DENSITY ESTIMATORS

Chepuri Shri Krishna, Ashish Gupta, Himanshu Rai, Swarnim Narayan

Walmart Labs

Bangalore, India

{Chepurishri.Krishna, Ashish.Gupta}@walmartlabs.com

{Himanshu.Rai, Swarnim.Narayan}@walmartlabs.com

ABSTRACT

Neural Architecture Search has become a focus of the Machine Learning community. Techniques span Bayesian optimization with Gaussian priors, evolutionary learning, reinforcement learning based on policy gradient, Q-learning and Monte-Carlo tree search. In this paper, we present a reinforcement learning algorithm based on policy gradient that uses an attention based autoregressive model to design the policy network. We demonstrate how performance can be further improved by training an ensemble of policy networks with shared parameters, each network conditioned on a different autoregressive factorization order. On the NASBench-101 search space (Ying et al., 2019), it outperforms most algorithms in the literature, including random search. In particular, it outperforms RL(Reinforcement Learning) methods based on policy gradient that use alternate architectures to specify the policy network, underscoring the importance of using masked attention in this setting. We have adhered to guidelines listed in Lindauer & Hutter (2019) while designing experiments and reporting results.

1 INTRODUCTION

With breakthroughs achieved by deep learning models in applications such as speech recognition, object detection, and machine translation, the automated design of state of the art neural network architectures for a given learning task has garnered attention in recent years. Deep learning architectures designed via algorithmically driven search procedures have surpassed their hand-crafted counterparts for tasks such as image recognition and language modeling (Luo et al., 2018; Zoph et al., 2018), underlining the practical importance of this field of research.

Techniques for neural architecture search broadly fall under reinforcement learning (Zoph & Le, 2016; Zoph et al., 2018; Pham et al., 2018), Bayesian optimization (Shahriari et al., 2015; Kandasamy et al., 2018; Ma et al., 2019; White et al., 2019), evolutionary learning (Real et al., 2019; Liu et al., 2017; Real et al., 2017; Xie & Yuille, 2017; Elsken et al., 2018), and gradient based methods (Liu et al., 2018; Luo et al., 2018; Shaw et al., 2019), with random search widely regarded as a competitive baseline (Bergstra & Bengio, 2012; Li & Talwalkar, 2019)

This paper presents Neural Architecture Search with ReMAADE, which incorporates recent advancements in neural networks such as the Transformer (Vaswani et al., 2017) to design an autoregressive model and discover good architectures using policy gradient. We show that neural architecture search with ReMAADE achieves a test error of 5.91% on NASBench-101 (Ying et al., 2019) when given an exploration budget of 3,200 architectures and significantly outperforms all algorithms with the exception of BANANAS (White et al., 2019).

Our contributions can be summarized as:

- We present a 2-stream attention based architecture for capturing dependencies between hyper-parameters. This architecture’s parametric complexity is invariant to the dimensionality of the search-space, yet the architecture is expressive enough to capture long range de-

dependencies. This makes it suitable for discovering good architectures in high-dimensional search spaces within a limited exploration budget.

- We show how performance can be further improved by combining models with shared parameters, each conditioned on a different autoregressive factorization order. This allows the algorithm to discover better architectures with increased exploration budgets without getting stuck in sub-optimal architectures.

Table 1: List of abbreviations

Keyword	Description
NAS	Neural Architecture Search
ReMAADE	REINFORCE and Masked Attention Auto-Regressive Density Estimators
BANANAS	Bayesian Optimization with Neural Architectures for Neural Architecture Search
GP	Gaussian Process
MADE	Masked Autoregressive Density Estimator
NADE	Neural Autoregressive Density
PPO	Proximal Policy Optimization
NASBOT	Neural Architecture Search with Bayesian Optimization and optimal Transport
MCTS	Monte Carlo Tree Search

2 RELATED WORK

A subset of the wider problem of hyper-parameter optimization (Bergstra et al., 2011; Snoek et al., 2012), neural architecture search focuses exclusively on the search for network architecture elements, rather than model training related hyper-parameters such as the learning rate. Here, the search space is usually predefined, discrete, multi-dimensional and sometimes of variable dimensionality.

In methods based on Bayesian optimization with GPs (Kandasamy et al., 2018; Falkner et al., 2018; Bergstra et al., 2011; White et al., 2019), the function mapping the neural network architecture to the validation error is modelled as a GP. This permits easy computation of the posterior distribution of the validation error for a new architecture. The performance of the method hinges on designing an appropriate kernel function for the GP and an acquisition function for fetching the next set of architectures for evaluation. BANANAS (White et al., 2019) achieves state of the art on NASBench-101 by deploying an ensemble of feed-forward neural networks to model the GP, and acquiring new architectures for evaluation by mutating the set of best architectures found thus far. A limitation of these approaches is that performance degrades in high-dimensional search spaces, because larger samples are required to update the posterior distribution (Fusi et al., 2018).

In evolutionary learning models, inspired by genetic evolution, the architectures are modelled as gene strings. The search proceeds by mutating and combining strings so as to hone in on promising architectures. Model free RL based techniques (Zoph & Le, 2016; Zoph et al., 2018; Baker et al., 2016; Pham et al., 2018; Wang et al., 2018) specify a policy network that learns to output desirable architectures. Search proceeds by training the policy network using Q-learning or policy gradient. These techniques are flexible in that they can search over variable length architectures, and have shown very promising results for neural architecture search.

3 PRELIMINARIES

Let the search space comprise N hyperparameters, indexed by $i \in \{1, \dots, N\}$. RL methods based on policy gradient (Zoph & Le, 2016; Zoph et al., 2018) specify a policy network, parametrized by θ , to learn a desired probability distribution over values of the hyperparameters, $P(a_1, a_2, \dots, a_N; \theta)$, where a_i denotes the value of the i^{th} hyper-parameter.

We set up the training regime such that the policy network learns to assign higher probabilities to those sequences of hyperparameter values (henceforth, referred to as strings) that yield a higher accuracy on the cross-validation dataset. Accordingly, we maximize

$$J(\theta) = \mathbb{E}_{a_{1:N} \sim P(a_{1:N}; \theta)} (f(a_{1:N}) - b) \quad (1)$$

where $f : \mathcal{H} \rightarrow \mathbb{R}$ is an unknown function that maps strings from the hyperparameter search space to the ML model’s accuracy on the validation dataset. b is a baseline function to reduce the variance of the estimate of the gradient of (1). We set b as the exponential moving average of accuracies of previously sampled architectures. $f(a_{1:N}) - b$ is referred to as the advantage function, denoted by $A(a_{1:N})$.

We optimize the objective via gradient ascent where the gradient can be estimated using the Reinforce rule in (Williams, 1992). The optimization procedure alternates between two steps until we exhaust the exploration budget:

1. sample a batch of action strings based on the current state of the policy network and fetch the corresponding rewards from the environment
2. update the policy network’s parameters using policy gradient

The exploration budget can be quantified in units of computation such as number of GPU/TPU hours for training architectures or, alternately, as the number of times the policy network can query the environment to fetch the architecture’s score. In case of the latter, it is assumed that all architectures consume identical compute for getting trained.

4 AUTOREGRESSIVE MODELS FOR DENSITY ESTIMATION

The policy network can be set up as an autoregressive model, an approach that has been successfully applied to language models (Mikolov et al., 2010; Kim et al., 2016), generative models of images (Oord et al., 2016b; Salimans et al., 2017; Chen et al., 2017) and speech (Oord et al., 2016a).

$$P(a_{1:N}; \theta) = \prod_{i=1}^N P(a_i | a_{1:i-1}; \theta) \quad (2)$$

The choice of a parametric architecture for modelling terms in (2) becomes crucial as it needs to balance expressiveness against model complexity. The former is important to learn dependencies between hyper-parameters over increasing string lengths, while the latter needs to be economized for discovering optimal strings within an exploration budget. RNN based networks struggle to learn adequate context representations over longer sequence lengths because of the vanishing gradient/exploding gradient problem (Pascanu et al., 2013). On the other hand, the parametric complexity of masked multi-layer perceptron-based models, such as MADE (Germain et al., 2015) and NADE (Uria et al., 2016), increases with string length N (table 2).

5 MASKED ATTENTION AUTOREGRESSIVE DENSITY ESTIMATORS (MAADE)

To strike a balance between expressiveness and complexity in designing the policy network, we propose the Masked Attention Autoregressive Density Estimation (MAADE) architecture, comprising three layers:

1. **Embedding layer** maps hyper-parameters and hyper-parameter values to a d dimensional vector space
2. **Context Representation layer** models dependencies between hyper-parameters as specified by the auto-regressive factorization
3. **Density Estimation Layer** computes the probability density for a string

Embedding Layer Let $q_i \in \mathbb{R}^d, \forall i = 1, \dots, N$, be query vectors for each of the N hyper-parameters. We also maintain value vectors for the values that each hyper-parameter can take. We assume without loss of generality that all hyper-parameters assume categorical values in the same space and dimensionality D . We therefore share the embedding layer $V \in \mathbb{R}^{d \times D}$ across hyper-parameters. Given the value of the i^{th} hyper-parameter, $a_i \in \{1, \dots, D\}$, the corresponding value

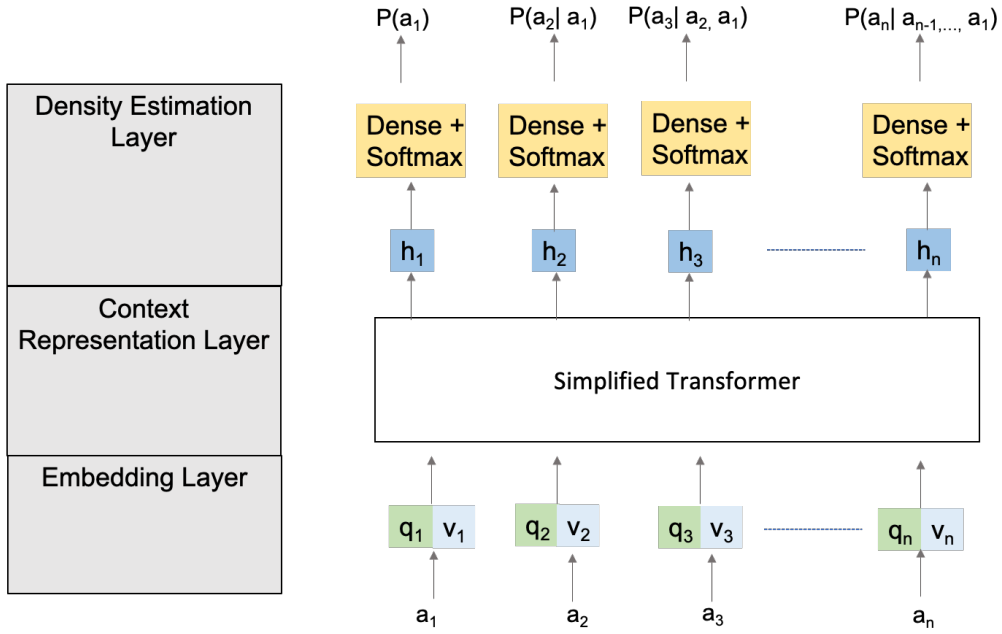


Figure 1: Overall architecture layout

vector is $V_{:,a_i} \in \mathbb{R}^d$ which we denote as v_i with slight abuse of notation. Note that this framework can easily be extended to deal with hyper-parameters operating in different spaces as well, such that we maintain a separate embedding layer for each hyper-parameter family.

Context Representation Layer This layer produces d dimensional contextual vectors, $h_i \in \mathbb{R}^d$ for each hyper-parameter as a function of the hyper-parameter being predicted and previously seen hyper-parameters:

$$h_i \leftarrow H_\theta(q_i, q_{1:i-1}, v_{1:i-1}) \quad (3)$$

Inspired by XL-net (Yang et al., 2019), we use a two-stream masked attention based architecture comprising query and key vectors to compose H_θ . A notable departure from XL-net is that since we are not predicting probabilities for a position but for a given hyper-parameter, we let the query vector of the target hyper-parameter attend to preceding key vectors. Each key vector attends to preceding key vectors as well as itself.

Stream 1 is initialized as $q_i^{(0)} \leftarrow q_i$ stream 2 is initialized as $k_i^{(0)} \leftarrow v_i + q_i$. Then we update the streams as:

$$q_i^{(m+1)} \leftarrow \text{SIMPLIFIED_TRANSFORMER}(q_i^m, k_{1:i-1}^{(m)}) \quad (4)$$

$$k_i^{(m+1)} \leftarrow \text{SIMPLIFIED_TRANSFORMER}(k_i^m, k_{1:i}^{(m)}) \quad (5)$$

Finally, we get the contextual representations as: $h_i \leftarrow q_i^{(M)}$

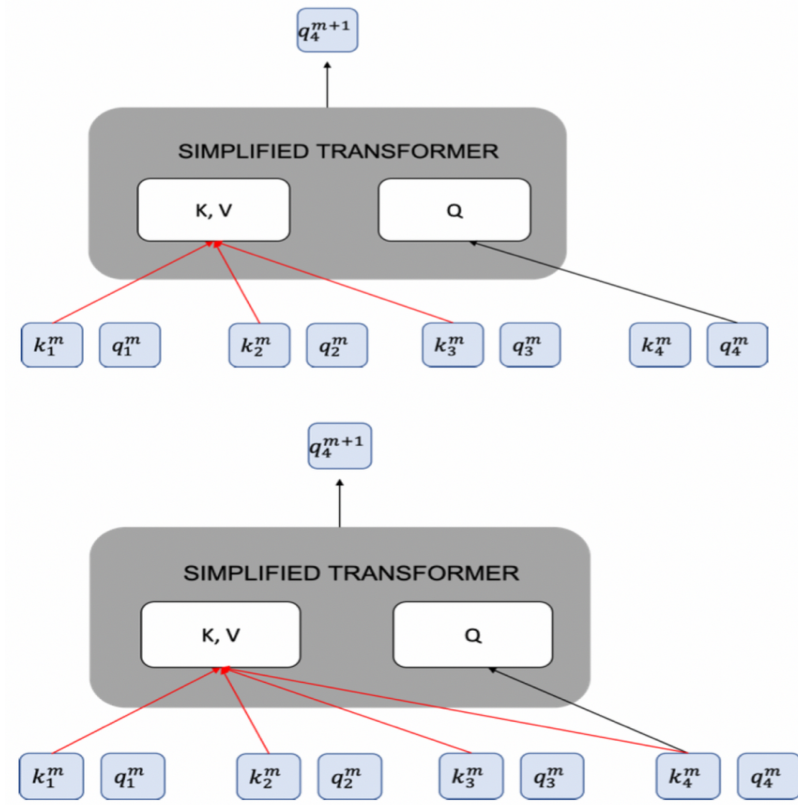
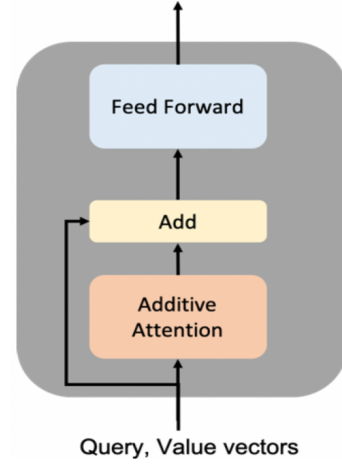


Figure 2: 2-stream attention

SIMPLIFIED TRANSFORMER BLOCK

To specify the Simplified Transformer block, we use a simplified version of Transformer (Vaswani et al., 2017). In the attention layer, we eschew dot production attention in favour of additive attention (Bahdanau et al., 2014) to model interactions between query and key/value vectors as it was found to marginally improve the policy network’s performance. We also found the policy network’s performance to deteriorate when $M > 2$, obviating the need for both residual connections and layer-normalization. Finally, we do away with positional encoding since the sequence in which preceding hyper-parameters in the auto-regressive order were encountered doesn’t matter.



We provide details of the computation steps in the Simplified Transformer block:

$$q_i^{(m+1)} \leftarrow PosFF(q_i^{(m)} + MaskedAttention(Q = q_i^{(m)}, KV = k_{1:i-1}^{(m)})), \forall i = 1, \dots, n \quad (6)$$

$$k_i^{(m+1)} \leftarrow PosFF(k_i^{(m)} + MaskedAttention(Q = k_i^{(m)}, KV = q_{1:i}^{(m)})), \forall i = 1, \dots, n \quad (7)$$

where *Masked Attention* is the additive attention operation, and *PosFF*, the position-wise feed-

forward operation with *relu* non-linearity replaced by *tanh*:

$$PosFF(x) = W_2(\tanh(W_1x + b_1)) + b_2 \quad (8)$$

Note that both the streams share parameters of the masked attention and feed-forward operations.

Density Estimation Layer: In this layer, we pass the context representations through an affine transformation specific to the target hyper-parameter followed by a softmax,

$$P(a_i|a_{1:i-1}; \theta) = \frac{\exp(h_{a_i}^T W_{a_i}^i + b_{a_i}^i)}{\sum_j \exp(h_j^T W_j^i + b_j^i)} \quad (9)$$

6 TRAINING

For training the policy network, we can optimize either a PPO objective (Schulman et al., 2017) or the term in (1). Performance can be potentially further improved by averaging over multiple autoregressive factorization orders with shared parameters, as done in (Uria et al., 2016; Yang et al., 2019). To do so, we explicitly condition the density on the autoregressive factorization order and share the policy network’s parameters across orders.

Accordingly, we set up the following framework: Let $Z_{N!}$ denote the set of all possible permutations of length N index sequences. Let $Z_S \subseteq Z_{N!}$ with set size S . Let $z_{S,t}$ denote the t^{th} element of a permutation $z_S \in Z_S$. We then define the joint probability of the autoregressive factorization order and action string tuple, $\tau = (z_S, a_{1:N})$, as:

$$P(\tau; \theta) = \frac{1}{S} \prod_{t=1}^N P(a_{z_{S,t}} | a_{z_{S,1:t-1}}; \theta) \quad (10)$$

To sample from this distribution, we sample a permutation uniformly at random from Z_S . We then fix the autoregressive factorization order based on the sampled permutation and sample the action string based on the MAADE architecture.

We maximize the following PPO objective:

$$J'(\theta) = \mathbb{E}_{\tau \sim P(\tau; \theta)} [A(a_{1:N}) \min(r(\tau; \theta), \text{clip}(r(\tau; \theta), 1 - \epsilon, 1 + \epsilon))] \quad (11)$$

where,

$$r(\tau; \theta) = \frac{P(\tau; \theta)}{P(\tau; \theta_{old})} \quad (12)$$

An unbiased estimate of the gradient of (11) is:

$$\nabla J'(\theta) \approx \frac{1}{B} \sum_{k=1}^B \nabla_{\theta} [A(a_{1:N}^k) \min(r(z_S^k, a_{1:N}^k), \text{clip}(r(z_S^k, a_{1:n}^k; \theta), 1 - \epsilon, 1 + \epsilon))] \quad (13)$$

where $(z_S^k, a_{1:N}^k) \sim P(\tau; \theta)$

We update the policy network parameters via gradient ascent,

$$\theta \leftarrow \theta + \alpha \nabla J'(\theta) \quad (14)$$

where ϵ , B and S constitute ReMAADE’s hyper-parameters, which, along with the learning rate, α , can be tuned via cross-validation.

We expect that higher values of S will lead to improved performance as we increase the exploration budget. Also note that in the limit when $S = N!$, the training objective is identical to the bidirectional training objective in (Yang et al., 2019). We can optionally add an entropy term to the objective to encourage exploration if we have a large exploration budget (Mnih et al., 2016).

7 REMAADE ALGORITHM

We now describe the REINFORCE with Masked Attention Auto-regressive Density Estimators (ReMAADE) algorithm.

Inputs:

- Search space of architectures : \mathcal{H}
- Environment function that maps an architecture from the searchspace to the corresponding validation accuracy : $f : a_{1:N} \in \mathcal{H} \rightarrow \mathbb{R}$
- Exploration budget: E
- ReMAADE hyperparameters: B, S, α, ϵ where B is the batch-size, S is the set size of auto-regressive orderings to sample from, α is the learning rate, ϵ is the PPO co-efficient.
- MAADE hyperparameters: d, M where d is the embedding dimension for the transformer block and M is the number of transformer blocks stacked.

```

1: procedure REMAADE
2:    $e \leftarrow 0$ 
3:    $f(a^*) \leftarrow -\infty$ 
4:   Initialize policy network and  $\theta$ 
5:   while  $e < E$  do
6:     Sample  $B$  valid hyper-parameter strings,  $\{a_{1:N}^1, \dots, a_{1:N}^B\}$ , using the policy network
7:     Fetch corresponding rewards,  $\{f(a_{1:N}^1), \dots, f(a_{1:N}^B)\}$ 
8:     Update best architecture  $a^* \leftarrow \operatorname{argmax}(f(a^*), \{f(a_{1:N}^1), \dots, f(a_{1:N}^B)\})$ 
9:     Update  $\theta$  as per (14)
10:     $e \leftarrow e + B$ 
11:  end while
12:  Return best architecture found  $a^*$ 
13: end procedure

```

Complexity A key advantage of attention-based networks is that model complexity of the context representation layer doesn't change with string length N . This is crucial for the NAS problem where the policy network needs to discover the best architecture within a limited exploration budget.

Table 2: Parametric Complexity

Architecture	Complexity of Context Representation layer
Masked Attention Autoregressive Density Estimator (MAADE)	$O(d^2)$
Neural Autoregressive Density (NADE)	$O(Nd^2)$
Masked Autoregressive Density Estimator (MADE)	$O(N^2d^2)$
LSTM based controller	$O(d^2)$

8 RESULTS ON NASBENCH-101

NASBench-101 search space The NASBench-101 dataset (Yang et al., 2019) is a public architecture dataset to facilitate NAS research and compare NAS algorithms. The search space comprises the elements of small-feed forward structures called cells. These cells are assembled together in a predefined manner to form an overall convolutional neural network architecture that is trained on the CIFAR-10 dataset.

A cell comprises 7 nodes, of which the first node is the input node and the last node is the output. The remaining 5 nodes need to be assigned one of 3 operations: 1x1 convolution, 3x3 convolution, or 3x3 max pooling. The nodes then need to be connected to form a valid directed acyclic graph (DAG). The NAS algorithm therefore needs to specify the operations for each of the 5 nodes, and then specify the edges to form a valid DAG. To limit the search space, NASBench-101 imposes

additional constraints: the total number of edges cannot exceed 9, and there needs to be a path from the input node to the output node. This results in 423K valid and unique ways to specify a cell. NASBench-101 has precomputed the validation and test errors for all the neural network architectures that can be designed from these 432K cell configurations.

To benchmark ReMAADE on NASBench-101, we investigate short term performance (exploration budget of 150 architectures), and medium term performance (exploration budget of 3200 architectures). We include random search, which is regarded as a competitive baseline (Li & Talwalkar, 2019), regularized evolution (Real et al., 2019), and AlphaX, an RL algorithm that uses MCTS (Wang et al., 2018). We also compare with several algorithms based on Bayesian optimization with GP priors: BOHB (Snoek et al., 2012), tree-structured Parzen estimator (TPE) (Bergstra et al., 2011), BANANAS (White et al., 2019), and NASBOT (Kandasamy et al., 2018). For all NAS algorithms, during a trial, we track the best random validation error achieved after t explorations and the corresponding random test error. We report metrics averaged over 500 trials for each NAS algorithm. For ReMAADE, in all experiments, we set $M = 1$, $\epsilon = 0.1$, and used ADAM (Kingma & Ba, 2015) for updating θ .

SHORT TERM PERFORMANCE

NAS algorithms need to discover good architectures within 150 explorations to be of practical use. In this setting, (table 3), ReMAADE outperforms all algorithms with the exception of BANANAS. For ReMAADE, we set $\alpha = 1e - 2$, $d = 36$, $S = 1$, $B = 30$.

Table 3: Performance of different search algorithms on NASBench-101 for short term run

Algorithm	Test Error (in %)
TPE	6.43 +- 0.16
BOHB	6.40 +- 0.12
Random Search	6.36 +- 0.12
Alpha X	6.31 +- 0.13
NASBOT	6.35 +- 0.10
Reg Evolution	6.20 +- 0.13
ReMAADE	6.15 +- 0.13
BANANAS	5.77 +- 0.31

8.1 ABLATION STUDIES

We perform an ablation study to understand the importance of the autoregressive component and MAADE in designing the context representation layer. We can use REINFORCE without an autoregressive model, which we call plain vanilla REINFORCE. In other words, we assume that all actions are independent:

$$P(a_1, a_2, \dots, a_N; \theta) = \prod_i P(a_i) \quad (15)$$

This amounts to updating only the bias terms in (9) using policy gradient, and yields a baseline test set error of 6.26%. Interestingly, using MADE (Germain et al., 2015) to design the autoregressive model failed to improve upon plain vanilla REINFORCE, underscoring the importance of MAADE in capturing auto-regressive dependencies. In the short term setting, performance was marginally better without PPO.

Table 4: Ablation Study

Algorithm	Test Error (in %)
Random Search	6.30 +-0.25
Plain vanilla REINFORCE	6.26 +- 0.22
REINFORCE with MADE	6.25 +- 0.22
ReMAADE with PPO	6.17 +-0.25
ReMAADE w/o PPO	6.16 +- 0.25

MEDIUM TERM PERFORMANCE

We also investigate and benchmark the performance of ReMAADE when the exploration budget is 3,200. To take advantage of the increased budget, we use a PPO objective, set the learning rate to $1e-3$, and increase MAADE’s parametric complexity by setting $d = 45$. The entropy term did not improve performance and so we dropped it. Other hyper-parameter values were: $S = 4$, $B = 64$.

Table 5: Medium term performance

Algorithm	Test Error (in %)
TPE	6.19 +- 0.83
BOHB	6.08+-0.34
Random Search	6.03+- 0.23
Alpha X	5.94+-0.32
NASBOT	6.06+-0.34
Reg Evolution	6.04 +- 0.23
ReMAADE	5.91+-0.19
BANANAS	5.34+-0.45

ReMAADE outperforms all algorithms with a bigger margin with the exception of BANANAS in this setting.

8.2 EFFECT OF AUTO-REGRESSIVE ORDERING ENSEMBLES

Autoregressive density estimation models struggle with terms in (11) with $i \gg 1$ since they use a fixed capacity in the context representation layer. This can be mitigated to some extent by picking an autoregressive factorization order that exploits spatial-temporal dependencies using an appropriate architecture. For instance, in generative modelling of images, the raster scan ordering is preferred as it is able to capture spatial dependencies in the immediate neighborhood (Oord et al., 2016b).

In case of neural architecture search, however, it is not clear, *a priori*, what autoregressive order to fix. Therefore, training an ensemble of models, each with a different autoregressive factorization order, with parameters shared across all models, can potentially improve performance. In line with this intuition, we found performance to improve, then dip, before asymptotically improving again as S increases.

Table 6: Effects of autoregressive factorization order ensembling

S	Test Error(in %)
1	5.95 +- 0.18
2	5.94 +- 0.19
4	5.91 +- 0.19
6	5.92 +- 0.19
8	5.93 +- 0.19
16	5.92 +- 0.19
N!	5.92 +- 0.19

9 CONCLUSION, FUTURE WORK

In this work, we propose a neural architecture search algorithm which uses reinforcement learning, the Transformer as the controller and we improve upon it by conditioning and then ensembling across multiple autoregressive factorization orders. We present our results on the NASBench-101 search space. We evaluate our algorithm in the short-term and the medium-term against a number of NAS approaches such as random search, regularized evolution, Bayesian optimization etc. We also present ablation studies for studying the impact of the various systems to the performance. An

interesting line of work would be to leverage the meta-network from BANANAS (White et al., 2019) to further train the MAADe policy network and improve performance. We also plan to investigate the performance of ReMAADe on other neural architecture search spaces such as DARTS (Liu et al., 2018) and also for the wider problem of hyper-parameter optimization.

REFERENCES

- Dzmitry Bahdanau, Kyunghyun Cho, and Yoshua Bengio. Neural machine translation by jointly learning to align and translate. *arXiv preprint arXiv:1409.0473*, 2014.
- Bowen Baker, Otkrist Gupta, Nikhil Naik, and Ramesh Raskar. Designing neural network architectures using reinforcement learning. *arXiv preprint arXiv:1611.02167*, 2016.
- James Bergstra and Yoshua Bengio. Random search for hyper-parameter optimization. *Journal of machine learning research*, 13(Feb):281–305, 2012.
- James S Bergstra, Rémi Bardenet, Yoshua Bengio, and Balázs Kégl. Algorithms for hyper-parameter optimization. In *Advances in neural information processing systems*, pp. 2546–2554, 2011.
- Xi Chen, Nikhil Mishra, Mostafa Rohaninejad, and Pieter Abbeel. Pixelsnail: An improved autoregressive generative model. *arXiv preprint arXiv:1712.09763*, 2017.
- Thomas Elsken, Jan Hendrik Metzen, and Frank Hutter. Efficient multi-objective neural architecture search via lamarckian evolution. *arXiv preprint arXiv:1804.09081*, 2018.
- Stefan Falkner, Aaron Klein, and Frank Hutter. Bohb: Robust and efficient hyperparameter optimization at scale. *arXiv preprint arXiv:1807.01774*, 2018.
- Nicolo Fusi, Rishit Sheth, and Melih Huseyn Elibol. Probabilistic matrix factorization for automated machine learning. In *Conference on neural information processing systems*, 2018.
- Mathieu Germain, Karol Gregor, Iain Murray, and Hugo Larochelle. Made: Masked autoencoder for distribution estimation. In *International Conference on Machine Learning*, pp. 881–889, 2015.
- Kirthevasan Kandasamy, Willie Neiswanger, Jeff Schneider, Barnabas Poczos, and Eric P Xing. Neural architecture search with bayesian optimisation and optimal transport. In *Advances in Neural Information Processing Systems*, pp. 2016–2025, 2018.
- Yoon Kim, Yacine Jernite, David Sontag, and Alexander M Rush. Character-aware neural language models. In *Thirtieth AAAI Conference on Artificial Intelligence*, 2016.
- Diederik P Kingma and Jimmy Lei Ba. Adam: A method for stochastic optimization. In *Proceedings of the International Conference on Learning Representations*, 2015.
- Liam Li and Ameet Talwalkar. Random search and reproducibility for neural architecture search. *arXiv preprint arXiv:1902.07638*, 2019.
- Marius Lindauer and Frank Hutter. Best practices for scientific research on neural architecture search. *arXiv preprint arXiv:1909.02453*, 2019.
- Hanxiao Liu, Karen Simonyan, Oriol Vinyals, Chrisantha Fernando, and Koray Kavukcuoglu. Hierarchical representations for efficient architecture search. *arXiv preprint arXiv:1711.00436*, 2017.
- Hanxiao Liu, Karen Simonyan, and Yiming Yang. Darts: Differentiable architecture search. *arXiv preprint arXiv:1806.09055*, 2018.
- Renqian Luo, Fei Tian, Tao Qin, Enhong Chen, and Tie-Yan Liu. Neural architecture optimization. In *Advances in neural information processing systems*, pp. 7816–7827, 2018.
- Lizheng Ma, Jiaxu Cui, and Bo Yang. Deep neural architecture search with deep graph bayesian optimization. In *2019 IEEE/WIC/ACM International Conference on Web Intelligence (WI)*, pp. 500–507. IEEE, 2019.

-
- Tomáš Mikolov, Martin Karafiát, Lukáš Burget, Jan Černocký, and Sanjeev Khudanpur. Recurrent neural network based language model. In *Eleventh annual conference of the international speech communication association*, 2010.
- Volodymyr Mnih, Adria Puigdomenech Badia, Mehdi Mirza, Alex Graves, Timothy Lillicrap, Tim Harley, David Silver, and Koray Kavukcuoglu. Asynchronous methods for deep reinforcement learning. In *International conference on machine learning*, pp. 1928–1937, 2016.
- Aaron van den Oord, Sander Dieleman, Heiga Zen, Karen Simonyan, Oriol Vinyals, Alex Graves, Nal Kalchbrenner, Andrew Senior, and Koray Kavukcuoglu. Wavenet: A generative model for raw audio. *arXiv preprint arXiv:1609.03499*, 2016a.
- Aaron van den Oord, Nal Kalchbrenner, and Koray Kavukcuoglu. Pixel recurrent neural networks. *arXiv preprint arXiv:1601.06759*, 2016b.
- Razvan Pascanu, Tomas Mikolov, and Yoshua Bengio. On the difficulty of training recurrent neural networks. In *International conference on machine learning*, pp. 1310–1318, 2013.
- Hieu Pham, Melody Y Guan, Barret Zoph, Quoc V Le, and Jeff Dean. Efficient neural architecture search via parameter sharing. *arXiv preprint arXiv:1802.03268*, 2018.
- Esteban Real, Sherry Moore, Andrew Selle, Saurabh Saxena, Yutaka Leon Suematsu, Jie Tan, Quoc V Le, and Alexey Kurakin. Large-scale evolution of image classifiers. In *Proceedings of the 34th International Conference on Machine Learning-Volume 70*, pp. 2902–2911. JMLR.org, 2017.
- Esteban Real, Alok Aggarwal, Yanping Huang, and Quoc V Le. Regularized evolution for image classifier architecture search. In *Proceedings of the AAAI conference on artificial intelligence*, volume 33, pp. 4780–4789, 2019.
- Tim Salimans, Andrej Karpathy, Xi Chen, and Diederik P Kingma. Pixelcnn++: Improving the pixelcnn with discretized logistic mixture likelihood and other modifications. *arXiv preprint arXiv:1701.05517*, 2017.
- John Schulman, Filip Wolski, Prafulla Dhariwal, Alec Radford, and Oleg Klimov. Proximal policy optimization algorithms. *arXiv preprint arXiv:1707.06347*, 2017.
- Bobak Shahriari, Kevin Swersky, Ziyu Wang, Ryan P Adams, and Nando De Freitas. Taking the human out of the loop: A review of bayesian optimization. *Proceedings of the IEEE*, 104(1): 148–175, 2015.
- Albert Shaw, Daniel Hunter, Forrest Landola, and Sammy Sidhu. Squeezenas: Fast neural architecture search for faster semantic segmentation. In *Proceedings of the IEEE International Conference on Computer Vision Workshops*, pp. 0–0, 2019.
- Jasper Snoek, Hugo Larochelle, and Ryan P Adams. Practical bayesian optimization of machine learning algorithms. In *Advances in neural information processing systems*, pp. 2951–2959, 2012.
- Benigno Uribe, Marc-Alexandre Côté, Karol Gregor, Iain Murray, and Hugo Larochelle. Neural autoregressive distribution estimation. *The Journal of Machine Learning Research*, 17(1):7184–7220, 2016.
- Ashish Vaswani, Noam Shazeer, Niki Parmar, Jakob Uszkoreit, Llion Jones, Aidan N Gomez, Łukasz Kaiser, and Illia Polosukhin. Attention is all you need. In *Advances in neural information processing systems*, pp. 5998–6008, 2017.
- Linnan Wang, Yiyang Zhao, Yuu Jinnai, and Rodrigo Fonseca. Alphax: exploring neural architectures with deep neural networks and monte carlo tree search. *arXiv preprint arXiv:1805.07440*, 2018.
- Colin White, Willie Neiswanger, and Yash Savani. Bananas: Bayesian optimization with neural architectures for neural architecture search. *arXiv preprint arXiv:1910.11858*, 2019.

-
- Ronald J Williams. Simple statistical gradient-following algorithms for connectionist reinforcement learning. *Machine learning*, 8(3-4):229–256, 1992.
- Lingxi Xie and Alan Yuille. Genetic cnn. In *Proceedings of the IEEE international conference on computer vision*, pp. 1379–1388, 2017.
- Zhilin Yang, Zihang Dai, Yiming Yang, Jaime Carbonell, Russ R Salakhutdinov, and Quoc V Le. Xlnet: Generalized autoregressive pretraining for language understanding. In *Advances in neural information processing systems*, pp. 5754–5764, 2019.
- Chris Ying, Aaron Klein, Esteban Real, Eric Christiansen, Kevin Murphy, and Frank Hutter. Nas-bench-101: Towards reproducible neural architecture search. *arXiv preprint arXiv:1902.09635*, 2019.
- Barret Zoph and Quoc V Le. Neural architecture search with reinforcement learning. *arXiv preprint arXiv:1611.01578*, 2016.
- Barret Zoph, Vijay Vasudevan, Jonathon Shlens, and Quoc V Le. Learning transferable architectures for scalable image recognition. In *Proceedings of the IEEE conference on computer vision and pattern recognition*, pp. 8697–8710, 2018.

A BEST PRACTICES

In order for better evaluation and reproduction of our research we address all the items in the checklist as mentioned in (Lindauer & Hutter, 2019).

- *Code for the training pipeline used to evaluate the final architectures* We used the search space of the architectures reported in NASBench-101 and thus the accuracy for all the architectures were precomputed. We have published code to train the policy network for ReMAADE algorithm, we also provide code for how different NAS algorithms were evaluated.
- *Code for the search space* The publicly available NASBench-101 dataset search space was used.
- *Hyperparameters used for the final evaluation pipeline, as well as random seeds* The hyperparameters were left unchanged.
- *For all NAS methods you compare, did you use exactly the same NAS benchmark, including the same dataset, search space, and code for training the architectures and hyperparameters for that code?* Yes, as NASBench-101 was used for evaluation, the search space was fixed accordingly. All the different NAS methods we surveyed were evaluated against the same NASBench-101 dataset.
- *Did you control for confounding factors?* Yes, all the experiments across all NAS algorithms were on the same NASBench-101 framework.
- *Did you run ablation studies?* Yes, the results for the ablation studies have been outlined in the paper.
- *Did you use the same evaluation protocol for the methods being compared?* Yes, the same evaluation protocol was used.
- *Did you compare performance over time?* Yes, the performance was evaluated both in the short term and the medium term with an exploration budget of 150 architectures in the short term and an exploration budget of 3200 architectures in the medium-term..
- *Did you compare to random search?* Yes.
- *Did you perform multiple runs of your experiments and report seeds?* Yes, we ran 500 trials of each experiment, with a different seed for each trial on NASBench-101. These results are completely reproducible.
- *Did you use tabular or surrogate benchmarks for indepth evaluations* Yes, all our experiments were evaluated against the NASBench-101 dataset.
- *Did you report how you tuned hyperparameters, and what time and resources this required?* We explored certain ranges of hyper-parameters get the best performance. These have been mentioned in the paper.
- *Did you report the time for the entire end-to-end NAS method?* Since all our experiments were run against the NASBench-101 framework for which we had pre-computed results, we were able to test the architectures generated by our network without training them from scratch.
- *Did you report all details of your experimental setup?* Yes, all the details for the experimental setup have been reported.