

# Note to "An efficient Data Structure for Lattice Operation"

Maurizio Talamo <sup>\*</sup>      Paola Vocca <sup>†</sup>

July 19, 2022

## 1 Introduction

This note is to publicly answer to a paper recently accepted to SWAT 2020 [1] that claims to have solved an error in our papers [3, 2] by proposing a solution with worst performances. In the following section we describe in detail sections 4.2 (Cluster collection) and 5 (Data Structure and Space Complexity) in [3] to show the implementation of the data structure. .

## 2 Cluster Collection

We now revise some part of the paper to make clear the implementation that gave rise to the misunderstanding. We only deal with the case and the theorems that concern fat vertices: refer to [3, 2] for the decomposition induced by lattice good vertices and thin vertices and the corresponding proof of correctness.

Dummy nodes are considered in our work in the case of *fat* nodes. Recalling Definition 4.1 in [3] in which a classification of nodes is given.

**Definition 1.** A vertex  $c \in V$  is:

1. *good* if

$$\frac{\sqrt{n}}{4} \leq |Clus(c)| \leq \frac{\sqrt{n}}{2} \text{ or } \frac{\sqrt{n}}{4} \leq |Clus^-(c)| \leq \frac{\sqrt{n}}{2};$$

2. *fat* if it is not good and one of the following two conditions holds:

$$(a) \quad |Clus(c)| > \frac{\sqrt{n}}{2} \text{ and } \forall x \in Clus(c) \text{ then } |Clus(x)| < \frac{\sqrt{n}}{4}; \text{ or}$$

---

<sup>\*</sup>Dipartimento di Ingegneria dell'Impresa, University of Rome "Tor Vergata", Rome, Italy

<sup>†</sup>Department of Humanities, Communication and Tourism (DISUCOM), University of Tuscia, Viterbo, Italy

$$(b) |Clus^-(c)| > \frac{\sqrt{n}}{2} \text{ and } \forall x \in Clus^-(c) \text{ then } |Clus^-(x)| < \frac{\sqrt{n}}{4};$$

3. *thin* if it is neither good nor fat and

$$|Clus(c)| < \frac{\sqrt{n}}{4} \text{ or } |Clus^-(c)| < \frac{\sqrt{n}}{4};$$

Loosely speaking, a fat vertex is a vertex such that all its children are too small in size to induce a good cluster (cluster of the right size, that is of size  $\Theta(\sqrt{n})$ ). Then, we group the clusters induced by the children, in an order that we will describe in the following, until the cardinality of each group is within  $\frac{\sqrt{n}}{4}$  and  $\frac{\sqrt{n}}{2}$ . To manage these groups in a way similar to the other blocks derived from good and thin vertices, we add a fictitious vertex (the *dummy* node) as a top as shown in Figure 1. In the following we describe the *dummy clusters* construction.

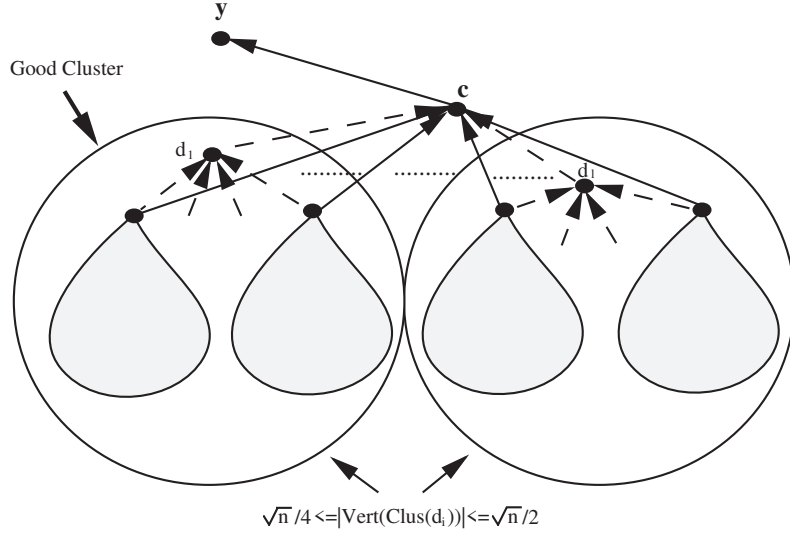


Figure 1: Fat Node.

As said above, dummy nodes are considered in the case of *fat* nodes. By definition, a fat node is the *top* of a large set of small clusters: If an external node (external to the cluster induced by the fat node, hence, external to *all* small clusters induced by its children) is connected to two or more nodes of the cluster then, by lattice property, these nodes can't belong to an anti-chain. Let  $c_{fat}$  a fat vertex (refer to Figure 2):  $c_{fat}$  is the parent (w.l.o.g we are considering an upward orientation of the edges, as in the figure) of a set of nodes that induce small clusters. We order these vertices in not increasing order of the sizes of the cluster they induce, that is,  $\langle c_1, \dots, c_k \rangle$ , such that  $|Clus(c_1)| \geq |Clus(c_2)| \geq \dots \geq |Clus(c_k)|$ .

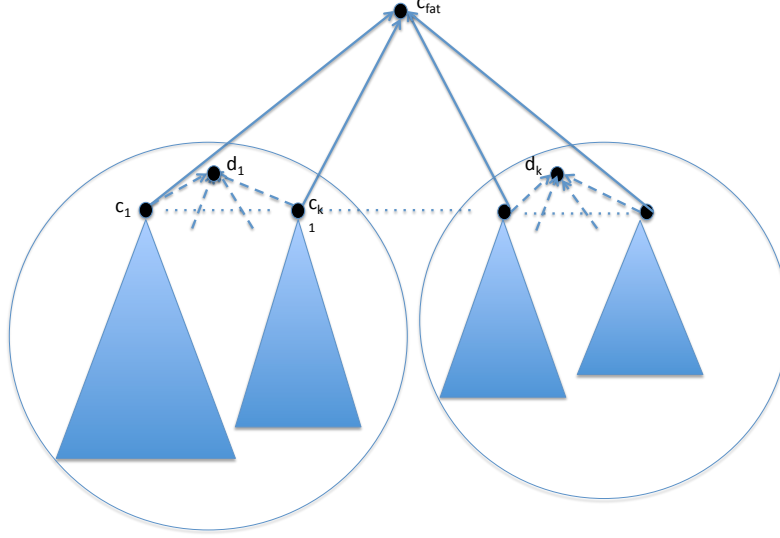


Figure 2: Fat node subdivision into clusters induced by dummy nodes.

Before explaining how dummy clusters are built observe that, differently from other clusters (good or thin), the clusters collection induced by dummy nodes may have overlapping internal trees. More precisely, with reference to Figure 3, it may happen that an internal tree rooted at  $y \in \text{Clus}(d_k)$  is also connected to  $z \in \text{Clus}(d_1)$ , then a node  $x$  belonging the external tree rooted at  $y$  is connected to  $z$  through  $y$ . This case is managed as in the case of forest of thin clusters where the overlapping structure were the external trees.

We define the *internal vertex set* of a small cluster  $\text{Clus}(c_j)$ , denoted by  $\text{Inter}(\text{Clus}(c_j))$ , the union of all the internal vertex sets of each vertex  $x \in \text{Clus}(c_j)$ . By the above observation the  $\text{Inter}(\text{Clus}(c_j))$  could not be strictly contained in  $\text{Clus}(c_j)$ , but it could happen that  $\text{Inter}(\text{Clus}(c_j)) \cap \text{Clus}(c_k) \neq \emptyset$ , for  $1 \leq k \leq j$ . We extend the notation to a dummy cluster by:

$$\text{Inter}(\text{Clus}(d)) = \bigcup_{i=1}^k \text{Inter}(\text{Clus}(c_i)).$$

We, now, have all the necessary definitions to explain the decomposition of a cluster induced by a fat vertex  $c_{fat}$  into a collection of clusters induced by dummy nodes. We create the first dummy cluster starting from  $\text{Clus}(c_1)$  and adding small clusters in not increasing order of sizes to  $\text{Clus}(d_1)$  until one of the following conditions does hold:

1.  $|Clus(d_1)| - 1 \geq \frac{\sqrt{n}}{4}$ , or (the dummy node is not considered in counting the size of the cluster)
2.  $mk_1 \geq n$  where  $m = |Inter(Clus(d))|$  and  $k_1$  is the number of small clusters added to  $Clus(d_1)$ .

All the other clusters induced by dummy nodes are built in the same way, obtaining a partition of the cluster  $Clus(c_{fat})$ , in clusters induced by dummy nodes  $\{Clus(d_1), \dots, Clus(d_h)\}$ . The advantage of this decomposition is that the external trees of all vertices  $x \in Clus(d_i)$  are all disjoint due to lattice property see Figure 3.

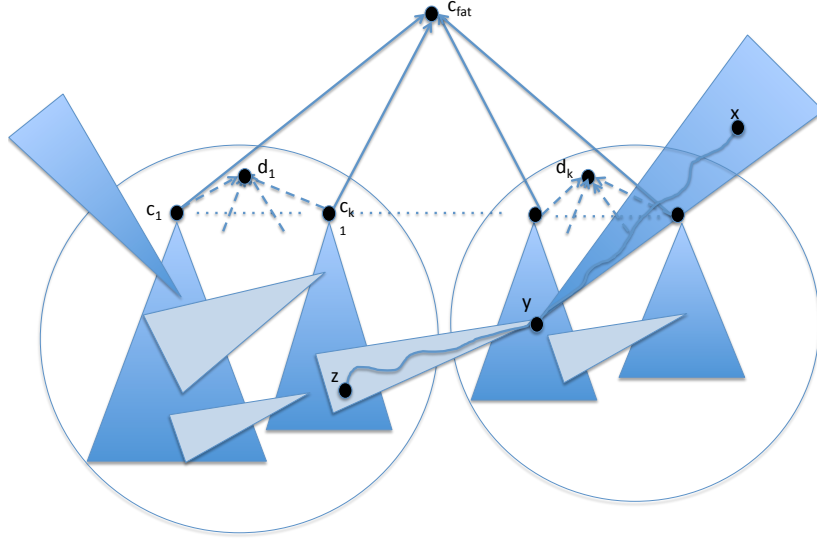


Figure 3: Fat clusters: Internal trees overlapping and external trees decomposition.

### 3 Implementation: Data Structure and Space Complexity

In this section we describe in detail the data structure in [3] and analyze its complexity paying special attention to the case of fat nodes which perhaps has not been treated in sufficient detail but, except for the relationships between the fat node and its children, the analysis is similar to the forests of thin vertices.

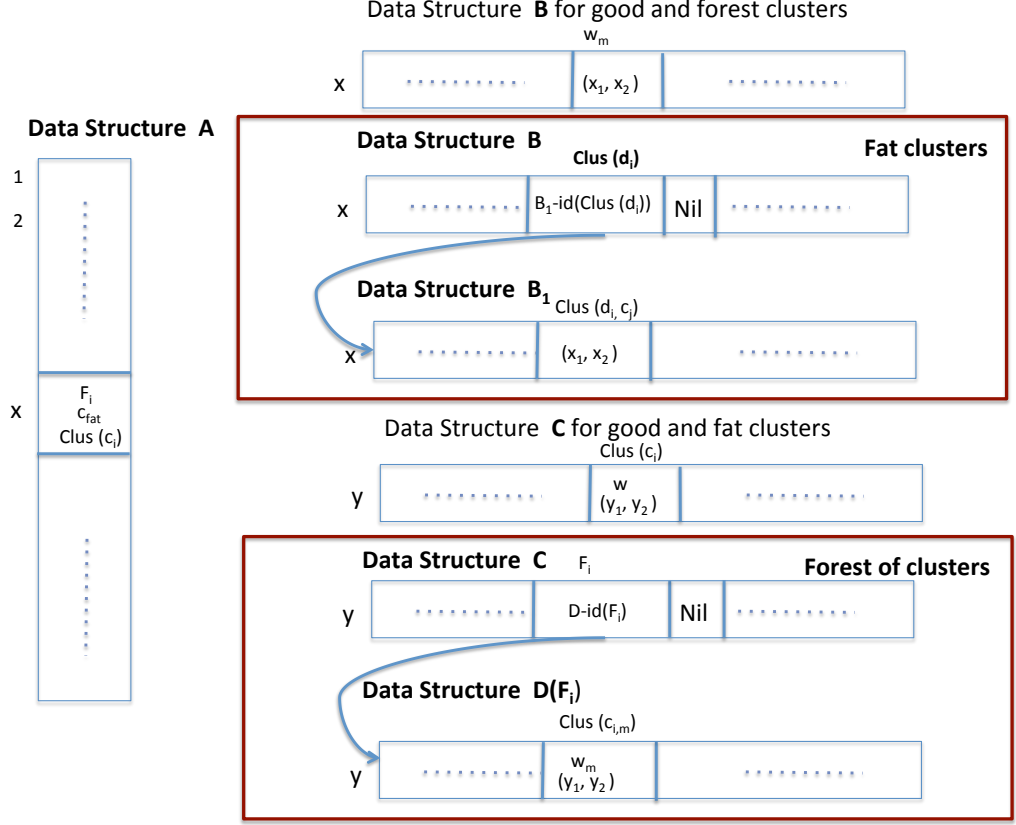


Figure 4: Data structure for good clusters, fat clusters and cluster forests.

Figure 4 shows the data structure implementing our decomposition strategy in order to achieve a constant time reachability queries.

Data structure **A** stores for each vertex  $x \in V$ , the identifiers of unique cluster  $Clus(c_i)$  to each it belongs to that could be: 1) a good cluster; 2) a cluster induced by a dummy node  $d_i$ , if  $c_{fat}$  is not null; or, 3) a thin cluster if  $F_i$  is not null. Note that, since the cluster collection is a partition, only one of the three cases may occur.

If  $Clus(c_i)$  is either a good or a thin cluster, data structure for each  $x$  data structure  $B_x$  stores, for each double tree  $DT(u, c_i)$  of the double tree decomposition of  $Clus(c_i)$ ,  $x$ 's coordinates, whenever  $x$  belongs to  $DT(u, c_i)$ ; otherwise, it contains a null value.

If  $Clus(c_i)$  is a cluster induced by a dummy node  $d_i$ , then  $B_x$  is indexed on the cluster decomposition in dummy clusters  $\{Clus(d_{ij})\}$  of the cluster induced by the fat node  $c_{fat}$  to which  $x$  belongs to. It stores for each dummy

cluster  $Clus(d_i)$  is the identifier of a  $\mathbf{B}_1$  vector, which stores connectivity information between  $x$  and  $Clus(d_i)$ . If  $x$  is not connected to  $Clus(d_i)$  then it stores a null value.

Data structure  $\mathbf{C}$  is again a set of look-up tables each one associated to a vertex  $x \in V$ . For each forest  $F_i$ , if  $x \in Ext(F_i)$  then data structure  $\mathbf{C}$  maintains the identifier of a fourth kind of table,  $\mathbf{D}$ , which stores connectivity information between  $x$  and  $F_i$ . If  $x$  is not connected to  $F_i$  then it stores a null value.

Data structure  $\mathbf{D}$  is a set of look-up tables, each one associated to a vertex  $x$  and a cluster forest  $F_i$ . Table  $\mathbf{D}(F_i)$  exists if and only if  $x \in Ext(F_i)$ . For each cluster  $Clus(c_{ij})$  in the cluster forest  $F_i$ , the corresponding field in the look-up table  $\mathbf{D}(F_i)$  stores the identifier of the unique double tree associated to  $Clus(c_{ij})$  to which  $x$  belongs as external vertex, and  $x$ 's coordinates with respect to this double tree representation.

## 4 Space complexity

Consider the overall clusters (good and dummy) and cluster forests sequence

$$\langle C_1, \dots, C_g, C_{g+1}, \dots, C_{g+d}, C_{g+d+1}, \dots, C_{g+d+f} \rangle,$$

where:

- $\langle C_1, \dots, C_g \rangle$  are the clusters induced by good vertices;
- $\langle C_{g+1}, \dots, C_{g+d} \rangle$  are the clusters induced by dummy vertices;
- $\langle C_{g+d+1}, \dots, C_{g+d+f} \rangle$  are cluster forests induced by thin vertices.

From [3] we have that the sub sequences  $\langle C_1, \dots, C_g \rangle$  and  $\langle C_{g+d+1}, \dots, C_{g+d+f} \rangle$  together with the corresponding double tree decomposition requires  $O(n\sqrt{n})$ -space.

Let us now analyze the subsequence  $\langle C_{g+1}, \dots, C_{g+d} \rangle$  of clusters induced by dummy vertices. The proof proceed as for the dual case of cluster forests, *mutatis mutandis*, but we rewrite here for sake of precision.

Recall that clusters induced by dummy nodes are generated choosing small clusters in not increasing order until one of the following conditions does hold:

1.  $|Clus(d)| - 1 \geq \frac{\sqrt{n}}{4}$ , or
2.  $mk \geq n$  where  $m = |Inter(Clus(d))|$  and  $k$  is the number of small clusters added to  $Clus(d)$ .

If we denote  $m_i = |Inter(Clus(d))|$  then the overall space complexity of  $\mathbf{B}_1$  data structure is  $O(\sum_{i=g+1}^{g+d} m_i k_i)$  since only vertices in dummy clusters

have the corresponding  $\mathbf{B}_1$  look-up table, each one of size  $O(k_i)$ . Hence, the second condition is used to bound each term of the summation.

We now to show that the way we group small clusters of a fat cluster in dummy clusters, that is the number of dummy nodes for each fat vertex is less than  $\Theta(\sqrt{n})$ .

Obviously, if it is always possible to generate a dummy cluster satisfying both conditions then the space complexity of the overall data structure is  $O(n\sqrt{n})$ . Unfortunately, the second condition could prevent from generating  $O(\sqrt{n})$ -collection of dummy clusters, that is each dummy cluster could be of size less than  $\frac{\sqrt{n}}{4}$ . The following technical lemmas show how to manage this case.

**Lemma 1.** *Let  $Clus(d_i) = \langle Clus(c_1), \dots, Clus(c_k) \rangle$  be a dummy cluster where  $c_1, \dots, c_k$  are the children of a fat vertex  $c_{fat}$ , then:*

$$|Clus(c_i)| = t \Rightarrow |Inter(Clus(c_i))| \leq t^2 \quad \forall i \in \{1, \dots, k\},$$

*Proof.* The proof easily follows observing that, dummy clusters are generated by adding small clusters in not increasing order of size.  $\square$

In the following, we denote the size of a small cluster  $Clus(c_{ij})$  belonging to a dummy cluster induced by  $d_i$  as follows:

$$|Clus(c_{ij})| = n^{\frac{1}{2} - \sum_{p=1}^j \delta_{ip}} \quad (1)$$

where  $\delta_{ip} \geq 0$ ,  $\forall p \in \{1, \dots, j\}$ .

In fact, the ordered sequence of clusters  $\langle Clus(c_{i1}), \dots, Clus(c_{ik_i}) \rangle$  composing a dummy cluster, has monotone and not increasing sizes and, by hypothesis, each size is less than  $\frac{\sqrt{n}}{4}$ .

Hence,

$$|Clus(d_i)| = \sum_{j=1}^{k_i} n^{\frac{1}{2} - \sum_{p=1}^j \delta_{ip}}. \quad (2)$$

Let us suppose that the  $i$ -th generated dummy cluster of a fat node satisfies the following conditions:

1.  $|Clus(d_i)| - 1 < \frac{\sqrt{n}}{4}$ ;
2.  $m_i k_i \geq n$ ;

and let  $Clus(c_{i,k_i})$  be the last small cluster added. Then we have:

**Lemma 2.**  $|Clus(c_{i,k_i})| < \frac{n^{\frac{1}{2} - \delta_{i1}}}{4}$ , where  $n^{\frac{1}{2} - \delta_{i1}} = |Clus(c_{i,1})|$ .

*Proof.* From Lemma 1, if  $|Clus(c_{ij})| = t_{ij}$  then the number of internal vertices belonging to  $Clus(c_{ip})$ , with  $1 \leq p \leq j$ , related to  $Clus(c_{ij})$  is at most  $t_{ij}^2$ . As a consequence, we have:

$$m_i k_i \leq k_i \sum_{j=1}^{k_i} (t_{ij})^2 = k_i \sum_{j=1}^{k_i} \left( n^{\frac{1}{2} - \sum_{p=1}^j \delta_{ip}} \right)^2 = \quad (3)$$

$$k_i \sum_{j=1}^{k_i} n^{1-2\sum_{p=1}^j \delta_{ip}} \leq k_i \sum_{j=1}^{k_i} n^{1-2\delta_{i1}} = k_i^2 n^{1-2\delta_{i1}}. \quad (4)$$

Hence, by condition  $m_i k_i \geq n$ , we get:

$$k_i^2 n^{-2\delta_{i1}} \geq 1 \implies k_i \geq n^{\delta_{i1}} > 4, \quad (5)$$

where, the last inequality follows from dummy cluster termination condition.

Additionally,

$$\frac{\sqrt{n}}{4} > \sum_{j=1}^{k_i} n^{\left(\frac{1}{2} - \sum_{p=1}^j \delta_{ip}\right)} \geq \sum_{j=1}^{k_i} n^{\left(\frac{1}{2} - \sum_{p=1}^{k_i} \delta_{ip}\right)} = k_i \left( n^{\left(\frac{1}{2} - \sum_{p=1}^{k_i} \delta_{ip}\right)} \right) \quad (6)$$

and, from relation 5 above:

$$k_i \left( n^{\left(\frac{1}{2} - \sum_{p=1}^{k_i} \delta_{ip}\right)} \right) \geq n^{\delta_{i1}} n^{\left(\frac{1}{2} - \sum_{p=1}^{k_i} \delta_{ip}\right)} = n^{\left(\frac{1}{2} - \sum_{p=2}^{k_i} \delta_{ip}\right)} \quad (7)$$

hence,

$$n^{\left(\frac{1}{2} - \sum_{p=2}^{k_i} \delta_{ip}\right)} < \frac{\sqrt{n}}{4}.$$

Dividing both terms by  $n^{\delta_{i1}}$ , we have:

$$n^{\left(\frac{1}{2} - \sum_{p=1}^{k_i} \delta_{ip}\right)} < \frac{n^{\left(\frac{1}{2} - \delta_{i1}\right)}}{4} \quad (8)$$

The left hand side of inequality 8 is, by definition, the size of  $Clus(c_{ik_i})$ .  $\square$

With reference to the sequence of dummy nodes  $\langle C_{g+1}, \dots, C_{g+d} \rangle$ , let  $g+1 \leq i < g+d$ , we have:

**Lemma 3.**  $|Clus(c_{i+1,1})| < \frac{n^{\frac{1}{2} - \delta_{i1}}}{4}$ .

*Proof.* The proof trivially follows from Lemma 2 observing that clusters are taken in not increasing order of size  $\square$

From the above technical lemmas it easily follows:

**Lemma 4.** *The decomposition strategy returns a  $O(\log n)$  collection  $\langle C_{g+1}, \dots, C_{g+d} \rangle$  of clusters induced by dummy nodes.*

From Lemma 4, we have:

**Theorem 1.** *The data structure for the representation of dags satisfying the lattice property has a  $O(n\sqrt{n})$ -space complexity and allows to perform REACHABILITY operation in constant time.*

## References

- [1] J. Ian Munro, Bryce Sandlund, and Corwin Sinnamon. Space-efficient data structures for lattices. *ArXiv*, abs/1902.05166, 2019.
- [2] M. Talamo and P. Vocca. A data structure for lattice representation. *Theoretical Computer Science*, 175(2):373 – 392, 1997.
- [3] Maurizio Talamo and Paola Vocca. An efficient data structure for lattice operations. *SIAM Journal on Computing*, 28(5):1783–1805, 1999.