

Dynamic Merge Point Prediction

Stephen Pruett and Yale Patt



High Performance Systems Group
Department of Electrical and Computer Engineering
The University of Texas at Austin
Austin, Texas 78712-0240

TR-HPS-2020-001
April, 2020

Dynamic Merge Point Prediction

Stephen Pruett Yale Patt

Electrical and Computer Engineering
The University of Texas at Austin
stephen.pruett@utexas.edu, patt@ece.utexas.edu

Abstract

Despite decades of research, conditional branch mispredictions still pose a significant problem for performance. Moreover, limit studies on infinite size predictors show that many of the remaining branches are impossible to predict by current strategies. Our work focuses on mitigating performance loss in the face of impossible to predict branches. This paper presents a dynamic merge point predictor, which uses instructions fetched on the wrong path of the branch to dynamically detect the merge point. Our predictor locates the merge point with an accuracy of 95%, even when faced with branches whose direction is impossible to predict. Furthermore, we introduce a novel confidence-cost system, which identifies costly hard-to-predict branches. Our complete system replaces 58% of all branch mispredictions with a correct merge point prediction, effectively reducing MPKI by 43%. This result demonstrates the potential for dynamic merge point prediction to significantly improve performance.

1 Introduction

Branch prediction is a fundamental part of all high-performance microarchitectures. High accuracy is required to maintain the high fetch bandwidth demanded by the running program. Unfortunately, there are many branches, such as data-dependent branches, that are considered impossible-to-predict. In these cases, branch prediction will always fall short. Despite this, branch prediction remains the only runtime solution for conditional branches.

This paper discusses dynamic merge point prediction as a runtime alternative to branch prediction. By predicting the merge point of a branch, the processor can avoid an expensive branch misprediction, instead utilizing a control independence strategy [3, 15, 6, 16, 18, 10, 4, 12, 13, 2, 14]. A control independence strategy is a technique that does not require knowledge of the branch direction, but can be used to mitigate or avoid a branch misprediction. This paper proposes and evaluates a fundamentally new algorithm for detecting merge points. Prior approaches use compiler heuristics and assumptions about code layout to predict the location of the merge point. Our work takes advantage of branch mispredictions by comparing instructions fetched from the wrong path and correct path to detect the merge point. We argue this new approach to merge point prediction is fundamentally more accurate and reliable than prior work.

Merge point prediction is not intended to replace branch prediction, but rather supplement it when the branch predictor has low confidence. Ideally, we would use the branch predictor whenever the possibility of a mispredic-

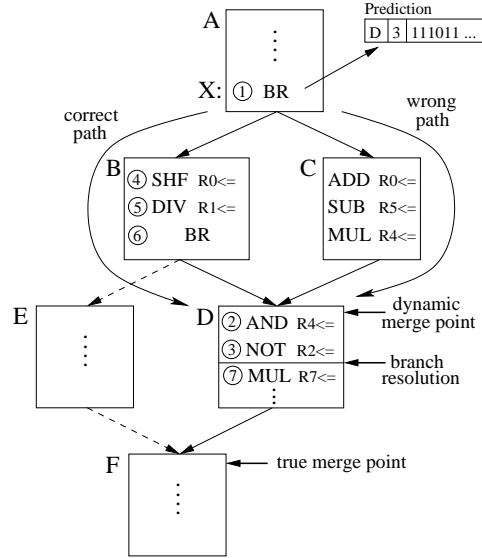


Figure 1. Example Control Flow Graph (CFG)

Dashed edges indicates paths that are rarely traversed at runtime. The compiler would report that the merge point of A is F. However, because block E is rarely seen, D is predicted as the merge point.

tion is low, and use the merge point predictor when a branch misprediction is likely. To this end, we introduce a novel confidence-cost metric that identifies situations where branch prediction is too risky. Our confidence cost predictor not only estimates the confidence of the branch, but also the expected latency for the branch to resolve.

Our merge point predictor is able to achieve an average accuracy of 95% across the SPEC CPU2006 benchmark suite [1]. The improved accuracy results in successfully detecting and replacing 58% of all branch mispredictions with a correct merge point prediction, reducing the MPKI by an average of 43%.

2 Motivation

The merge point predictor is designed with common control independence techniques in mind [3, 15, 6, 16, 18, 10, 4, 12, 13, 2, 14]. Our work emphasizes three key principles that we believe to be essential for utilizing control independence effectively. First, only hard-to-predict or long latency branches are candidates for merge point prediction. We only consider merge point prediction an option when a branch misprediction is too risky. To achieve this we introduce a novel confidence-cost predictor, that considers both the frequency of mispredictions and branch latency to estimate the total penalty of a mispredicted branch. These metrics are used together to identify branches where the risk of misprediction is too great. Second, predicted merge points should be as close to the branch as possible. Often, the merge point predictor identifies more than one potential merge point for a given branch. This is because the merge point predictor is identifying *dynamic* merge points, which will be explained later in this section. Selecting merge points that are closer to the branch increases the number of post

merge point instructions that are data-independent of the branch. Furthermore, it decreases the number of resources that are required by the merge point, which reduces the size of reservations required by some control independence strategies. Third, merge point predictions must be accurate. If a merge point prediction is wrong, then the machine must be flushed, similar to a branch misprediction. We design a highly accurate dynamic merge point predictor that generates predictions at runtime without relying on compiler input or code layout¹. Prior predictors [3, 5] make assumptions about compilers and code layout, making their work inaccurate and resistant to change. Our predictor takes advantage of branch mispredictions, finding the point where correct-path and wrong-path converge, making our predictor oblivious to compiler changes.

2.1 Weaknesses of Detecting Merge Points at Compile Time

The compiler itself could be used to easily identify merge points with 100% accuracy, however highly biased branches can weaken the compilers ability to find the nearest merge point [8, 5], which can negatively affect performance. Furthermore, identifying hard-to-predict branches at compile time is difficult, reducing the compilers ability to provide help where it is most needed. Finally, compilers require costly instruction-set support to communicate with the microarchitecture that would likely result in additional fetch bandwidth being wasted.

Our dynamic merge point predictor uses run-time information to find the nearest merge point. For example, consider the control-flow graph (CFG) shown in Figure 1. A compiler would identify block F as the merge point, because it is the only block guaranteed to execute after A. However, highly biased branches can effectively remove edges from the CFG. To illustrate this, Figure 1 uses dashed edges to identify branch directions that are rarely taken at run-time. If these edges are omitted, then block D becomes the merge point. Predicting block D as the merge point yields a merge point that is closer to the branch, but is sometimes inaccurate. Predicting block F is always correct, but is farther away than block D, making it less useful for performance.

Highly skewed branches prune edges of the CFG, producing merge points that are closer to branches. Our experiments show that 61% of conditional branches never change direction while an additional 9% of branches change direction <1% of the time². The large number of highly biased branches suggests that identifying merge points at runtime will have a major advantage over compile time.

2.2 Weaknesses of Prior Work in Merge Point Prediction

The previous state-of-the-art merge predictor proposed by Collins et al. [5] has several major weaknesses. First, their predictor is not a general solution. It is a collection of three heuristics that all rely on the compiler to generate

¹Arrangement of basic blocks in memory

²Measured across the SPEC CPU2006 [1] benchmark suite

code that fits into their model. As compilers change over time, their predictor may become less accurate. In contrast, our algorithm leverages branch mispredictions to find the place where the wrong path and the correct path overlap. We do not rely on compiler heuristics, which enables us to cover a lot more cases and achieve higher accuracy. In our experiments, we compare to the infinitely sized, unrealistic predictor proposed by Collins et al. Despite their model having an unrealistic storage budget, their model achieves an average accuracy of only 78% across the branch intensive workloads in SPEC 2006. Our realistic 4KB predictor achieves an accuracy of 95% on those same workloads.

These numbers do not match the numbers reported by Collins et al. In their paper [5], the authors report an accuracy of 95% for their infinitely sized predictor, however, our evaluation shows an accuracy of at most 78%. We have accounted for the discrepancy and attribute it to two factors. First, we do not account for branches with trivial merge points that are unlikely to be mispredicted. Examples of this are loop branches and function calls. In both cases, the merge point is trivial to predict, boosting the accuracy of the merge predictor. However, in both cases the branch direction is also trivial to predict, meaning that there will likely not be a branch direction misprediction. If the branch predictor is correct, we will not make use of the predicted merge point, making the correct merge point prediction meaningless. We therefore do not count loop branches and function calls as part of accuracy. In our system, only branches with low branch prediction confidence make use of the merge point predictor. Due to the high frequency of loop branches, removing them from consideration significantly lowers accuracy. Second, we enforce that all merge points identified by both predictors be points where control converges. Due to the methodology used in [5], some of the predicted values are not true merge points, but rather random intermediate places in the control flow graph. In our methodology, these points are counted as incorrect for both predictors.

3 Dynamic Merge Point Prediction

A merge point prediction consists of three parts: the PC of the merge point, the merge distance, and the independent register set. The merge distance is the predicted number of dynamic instructions in which the merge point is expected to be found. The predicted distance can be used to identify merge point mispredictions, and also serves to place an upper bound on the number of instructions between the branch and the merge point, which may be useful for some control independence strategies. The independent register set is the set of architectural registers that are predicted to be independent of the branch. Post merge point instructions that source registers identified by the independent register set do not have any data-dependencies with instructions between the branch and its merge point.

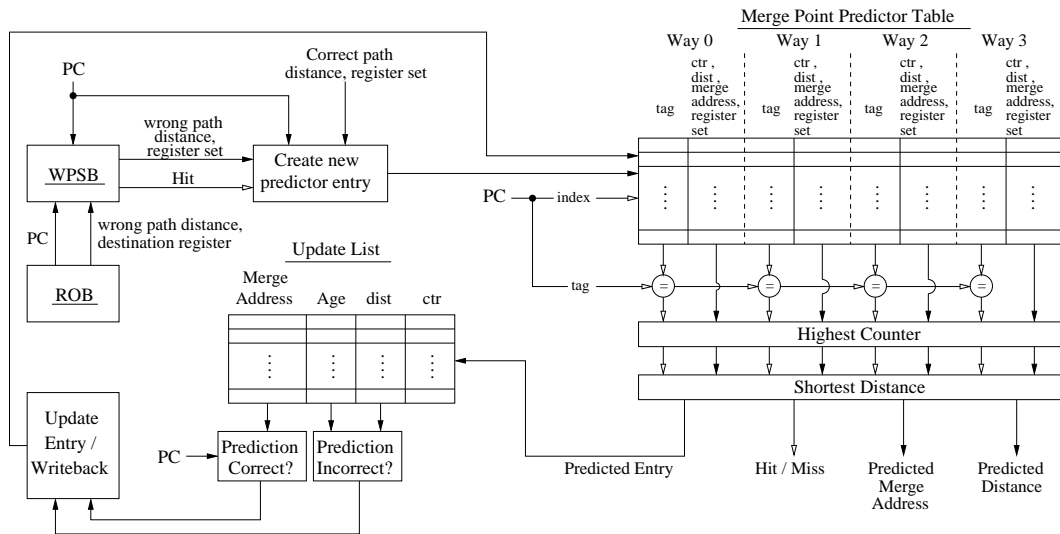


Figure 2. All three newly added structures: Merge Predictor Table, Update List and WPB.

Figure 2 shows the interactions between the three newly added structures and the ROB. The Predictor Table supplies the predicted entry to the Update List. The Update List compares entries to retired PCs until the merge point is confirmed or the merge distance is reached. At this point, the entry is updated and written back to the predictor. The WPB saves wrong-path PCs, supplied by the ROB, and compares them to correct-path PCs. When a match is found a new entry is installed in the predictor.

3.1 Merge Predictor Design

The merge predictor design consists of three new structures: the Merge Point Predictor Table, the Update List, and the Wrong Path Buffer (WPB). Figure 2 shows a block diagram of all three structures. The WPB is responsible for detecting new merge points and installing them into the predictor table. The update list is responsible for tracking predicted entries and updating them appropriately.

Merge points are detected by observing both the wrong-path and correct-path of a branch. When a branch misprediction occurs, wrong-path instructions are copied from the Reorder Buffer (ROB) to the WPB. After the machine is flushed, each retired, correct-path instruction accesses the WPB. If there is a hit, then a new merge point has been found and is installed into the predictor table. Next time the branch is fetched, the predictor table supplies the merge point and an entry is allocated in the update list. When the branch retires, it activates its entry in the update list. Once activated, the update list entry monitors retiring instructions. If the predicted merge point retires within the merge distance without any unexpected register writes, then the prediction is correct, otherwise it is incorrect. In either case, the entry is updated and then removed from the update list.

Section 3.1.1 discusses how new merge points are detected. Next, 3.1.2 discusses the implementation of the WPB. Section 3.1.3 discusses how predictions are made. Finally, section 3.1.4 discusses how the predictor is updated.

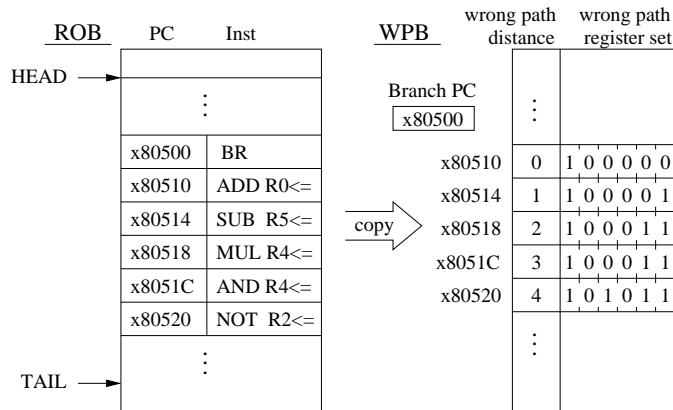


Figure 3. Wrong-path instructions copied from the ROB to the WPB

When the branch (PC=x80500) misprediction is detected, subsequent instructions are copied from the ROB to the WPB. The distance between the branch and each instruction is saved in the WPB. Additionally, the destination register of each instruction is saved in the the wrong-path register set bit-vector.

3.1.1 Detecting New Merge Points

Our design detects new merge points by exploiting branch mispredictions. Due to the large size of instruction windows and high fetch rates, it is common for processors to fetch many wrong-path instructions before detecting a misprediction. Our experiments show an average of 100 dynamic instructions fetched on the wrong path. Upon detecting a branch misprediction, wrong path instructions must be copied from the ROB into the WPB. Figure 3 shows an example. Instructions are copied from the ROB starting with the first instruction after the mispredicted branch, and ending upon one of three conditions: (1) there are no more instructions in the ROB, (2) the maximum merge distance is reached, or (3) another instance of the same branch is encountered in the ROB (i.e., a loop back to the branch). Instructions are copied from the ROB to the WPB by conducting a ROB-walk during the flush.³ Each wrong-path instruction indexes the WPB with its PC and stores a wrong-path distance number and a bit-vector called the wrong-path independent register set. The distance number represents the number of dynamic instructions between the current instruction and the branch, while the independent register set represents the accumulated destination registers of each instruction up to this point. Finally, we tag the WPB with the PC of the mispredicting branch, and set a valid bit, indicating that the WPB should be compared to future retired instructions.

After populating the WPB and flushing the machine, fetch is redirected down the correct path. When correct-path instructions retire, their program counters are used to index into the all of the valid WPBs. Similar to filling the WPB, we continue until one of three conditions is met: (1) a PC hits in the WPB (2) the maximum merge

³We do not expect the ROB-walk latency to be an issue. It is not unusual for ROB-walks to be used during a flush to restore the state of the speculative register alias table. Furthermore, latency of ROB-walks are typically hidden by the front-end as it refills the pipeline.

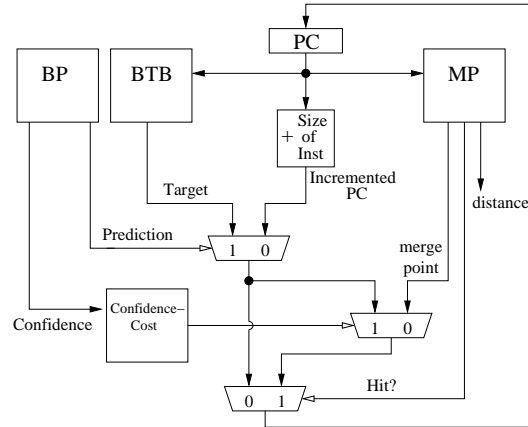


Figure 4. Interaction between the Branch Predictor (BP), Branch Target Buffer (BTB), and Merge Predictor (MP).

distance has been reached or (3) the PC is equal to the PC of the mispredicted branch⁴. If there is a match (i.e., option 1), then we have found a merge point and install a new entry into the predictor table. If either option 2 or 3 occurs before finding a match, then we assume that there is no merge point and invalidate the WPB. Each WPB maintains a count of correct-path instructions that have indexed it called the correct path distance. Additionally, the WPB also tracks the correct-path independent register set by accumulating the destination registers of retired instructions into a bit vector.

Upon a WPB hit, the wrong-path distance and wrong-path independent register set are read from the WPB. The merge point is identified by the PC that hit in the WPB. The predicted distance is set to the larger of the wrong path distance and the correct path distance. Finally, the independent register set is formed by ORing the wrong-path bit vector and the correct-path bit vector. The entry is then installed into the predictor table and the WPB is invalidated.

3.1.2 Design of the WPB

Ideally the WPB would be a fully associative CAM, however, large CAMs are impractical. For that reason, we chose to implement the WPB as a 128-entry 4-way set associative cache. Organizing the WPB as a cache instead of a CAM creates the possibility for an entry to be evicted, creating false negatives. In our evaluation, we observed less than 1% false negative rate, which led to an almost negligible loss in coverage. The WPB uses the LRU replacement policy.

⁴This happens when there is a loop back to the branch before encountering the merge point.

3.1.3 Making the Prediction

The PC is used to access the merge predictor in parallel with the branch target buffer (BTB) and the branch predictor. Figure 4 shows the connections between each of these structures. The entry supplied by the merge predictor is only considered if the confidence-cost predictor has identified the branch as hard-to-predict. The merge predictor is accessed as a typical set associative cache. If there is a miss, we defer back to the branch predictor.

If there is a hit, it is possible that multiple entries match the branch address. For example, consider the CFG in Figure 1. As discussed in section 2, the merge point of the branch in basic block A could either be D or F. It is possible that both D and F are detected by the WPB and are both installed into the predictor. In the event that two or more entries match in the predictor, the 3-bit saturating counter is examined and the entry with the highest counter value is selected as the prediction. If two or more entries have equal counter values, then the merge entry containing the minimum merge distance is selected. We choose the entry with the minimum merge distance because predicting smaller distances results in smaller reservations in the instruction window. Once an entry has been selected for prediction, all entries that matched in the predictor are inserted into the Update List.

When new entries are installed into the predictor, it may be necessary to evict an older entry. Entries with the smallest counter value are the first victims for eviction. If all entries have equal counters, then the entry with the largest predicted distance value is selected as the victim.

3.1.4 Updating the Predictor

Once inserted into the update list, entries wait until the merge-predicted branch instruction reaches retire. At that point, the update list entry becomes active. An Update List entry contains the following information: (1) the PC of the merge-predicted branch, (2) a prediction age field, which is the number of dynamic instructions retired since the entry became active, and (3) the predictor table entry that will be updated and written back to the predictor. An entry remains in the Update List until either (1) a PC matching the merge address is found (meaning the prediction is correct), (2) the age field exceeds the merge distance (the prediction is incorrect), or (3) the PC of the merge-predicted branch is seen retiring for a second time⁵ (the prediction is incorrect). If the prediction is correct, the 3-bit saturating counter is incremented, otherwise the counter is decremented. Additionally, the destination registers of gap instructions are monitored. If any unexpected writes occur⁶, then the prediction is considered incorrect and the machine is flushed.

We introduce another update policy called UPDATE_MAX. UPDATE_MAX will not remove an entry from

⁵This happens when there is a loop back to the branch before encountering the merge point.

⁶Register writes not specified by the independent register set.

the update list until the prediction age field has exceeded the max prediction distance. In this mode, all entries in the update list are treated as if their merge distances were equal to the max merge distance, regardless of the actual prediction. This allows the update list to detect if the merge address ever appears. If the merge address is encountered, then the 3-bit prediction counter is incremented and the merge distance field is set to equal the age field. This allows for the merge distance field to be increased as necessary. If the max merge distance is reached and the merge address is never found, then we decrement the 3-bit counter, as before.

Once the update policy has completed, the entry is removed from the Update List and written back to the predictor table. The Update List is a very small table with only 8 entries, and thus is organized as a fully associative cache.

	Low-Conf	Med-Conf	High-Conf
Lat-Low	MP	BP	BP
Lat-High	MP	MP	BP

Table 1. Merge Point Prediction Decision Logic

4 Confidence-Cost Prediction

The confidence-cost predictor identifies branches that are likely to cause expensive mispredictions. Our work focuses on improving all properties of branch mispredictions that cause significant loss in fetch bandwidth. We identify two such properties: (1) misprediction frequency and (2) misprediction resolve latency. The first property is a measure of how often branch mispredictions occur, while the second is a measure of wasted fetch bandwidth per misprediction. Expensive branch mispredictions can result from the extreme cases of either or both of these properties. To our knowledge, this work is the first to recognize branch resolve latency as an important factor for identifying expensive branch mispredictions.

The confidence-cost predictor tracks both properties on a per-branch basis. Each branch is assigned a confidence and cost value. Confidence is a measure of how accurately a branch has been predicted in the past, while cost is a measure of a branches resolve latency⁷. The confidence-cost predictor is essential for identifying branches that pose large bottlenecks to fetch bandwidth, making them suitable candidates for merge point prediction. Branches with either low confidence or high resolve latency can significantly effect fetch bandwidth and should be merge point predicted. Table 1 summarises the conditions in which merge point prediction will be used over branch prediction. We categorize all branches into three confidence levels (Conf-Low, Conf-Med, Conf-High), and two resolution latency levels (Lat-Low, Lat-High). Branches that correspond to entries labeled MP use the merge point

⁷Measured as the number of cycles between prediction and the end of execution.

Table 2. System Configuration

1: Core	4-Wide Issue, 512-Entry ROB, 92-Entry Reservation Station, TAGE Branch Predictor [17], 3.2 GHz
2: L1 Caches	32 KB I-Cache, 32 KB D-Cache, 64 Byte Lines, 2 Ports, 3-Cycle Hit Latency, 8-Way, Write-Back.
3: L2 Cache	1MB 8-Way, 18-Cycle Latency, Write-Back.
4: Memory Controller	64-Entry Memory Queue.
5: Prefetchers	Stream: 64 Streams, Distance 16. Prefetch into Last Level Cache.
6: DRAM	DDR3
7: Merge Predictor Table	128 entries, 4 way set associative, total size 1.6KB
8: WPB	128 entries, 4 way set associative, total size 1KB
9: Update List	8 entries, total size 113 bytes
10: Maximum Prediction Distance	100

predictor, while the remaining branches will continue to use the branch predictor.

4.1 Measuring Branch Confidence

We categorize all branches into three confidence levels: high, medium, and low. To detect low-confidence, the 3-bit counter supplied by the highest matching table in TAGE [17] is examined. If the counter is in either the weakly-taken or weakly-not-taken state, then the prediction is labelled as Conf-Low. Our experiments show that TAGE is only 70% accurate when labelled as Conf-Low⁸. To detect high-confidence, we use the JRS predictor [7]. A prediction is marked as Conf-High when it is not Conf-Low and the JRS predictor reports high confidence. Branches not labelled Conf-Low or Conf-High are labelled Conf-Med.

4.2 Measuring Branch Cost

Branch resolution times can vary dramatically due to long latency instructions along the critical path of the branch (e.g., loads that miss in the d-cache), resulting in some branches taking hundreds of cycles to resolve. Long branch resolution times cause significant performance loss even for branches that are predicted accurately 95% of the time. We introduce a new table for tracking average branch latency, called the branch latency table. The branch latency table calculates the running average⁹ of each branch's resolve time. Branches with an average latency above the threshold are labelled Lat-High, while the remaining branches are labelled Lat-Low. For this work, we set the threshold value to be 50 cycles.

⁸Measured across the SPEC CPU2006 [1] benchmark suite.

⁹ $AverageLatency = 0.9 * (NewLatency) + 0.1 * (OldLatency)$

5 Evaluation Methodology

To simulate our proposal, we use a cycle-accurate x86 simulator. The front-end of the simulator is based on Multi2Sim [20]. The simulator faithfully models core microarchitectural details and the cache hierarchy. Table 2 contains a list of microarchitectural details. Our simulator includes a 64KB TAGE [17] branch predictor configured similar to the version submitted to CBP 2014. We did not include the SC or L components of the TAGE predictor. We use the SPEC CPU2006 Integer benchmark suite [1] to evaluate our predictor. We use SimPoints [11] methodology to identify representative regions, and run all of our benchmarks for 200 million instructions.

We use several metrics to evaluate the effectiveness of our merge point predictor. Accuracy is a measure of how often a prediction supplied by the merge predictor is correct. Coverage is similar to accuracy, however it factors in predictor misses (i.e., the merge predictor has no matching entry). Predicted distance is the predicted number of dynamic instructions before encountering the merge point. True distance is the actual number of dynamic instructions seen between the branch and merge point. Finally, we compute MPKI improvement, which is the difference between old MPKI and new MPKI. New MPKI is calculated by adding the MPKI of the branch predictor and the MPKI of the merge point predictor.

We evaluate two versions of the merge point predictor, a version that uses the UPDATE_MAX policy and a version that does not. We will refer to them as MPPmax and MPP, respectively. Table 2 shows the complete predictor specification used in our experiments. We compare our predictor against the infinitely sized reconvergence predictor introduced by Collins et al. [5]. We will refer to their design as the reconvergence-inf.

6 Results and Analysis

Figure 5 (a) shows the accuracy of reconvergence-inf, MPP, and MPPmax respectively. The height of the bars indicates accuracy, while the stacks show predicted distances. Reconvergence-inf does not predict distance, so we have shown all of its predicted distances as the maximum distance. The final bar is the arithmetic mean (amean) of all workloads. Figure 5 (b) also shows prediction accuracy, but the stacks show true distance values. Figure 5 (c) shows the coverage results for each predictor.

Ideally, the predicted distance and the true distance would be equal, as some control independence strategies use distance to reserve space in the instruction window. Unfortunately, this is not the case. Figure 6 shows the average difference between predicted and true distances for MPP and MPPmax. The height of each bar represents the wasted space in the instruction window due to overestimating the predicted distance.

Predicted distance can be overestimated for two reasons. First, because the predicted distance is the larger of the correct-path distance and the wrong-path distance, it is possible that the smaller path was the one actually traversed




Figure 5. The bars, from left to right, represent the infinitely sized reconvergence-inf[5], MPP, and MPPmax. The top graph (a) shows prediction accuracy overlaid with predicted distance. The middle graph (b) shows prediction accuracy overlaid with true distance. The bottom graph (c) shows coverage.

at runtime, thus creating an error. Shortening the error in this case would be difficult, as the branch direction is not known. The second case is that the update policy is installing an unnecessarily large distance into the predictor.

The accuracy of MPPmax is higher than MPP in every benchmark, resulting in almost 14% higher accuracy on average. This is because the UPDATE_MAX policy strictly increases the predicted distance over time. Predicting larger distances can only increase prediction accuracy. However, the gain in accuracy comes at a cost. The negative effects of UPDATE_MAX are shown in Figure 6. MPPmax overestimates distance to a larger degree than MPP.

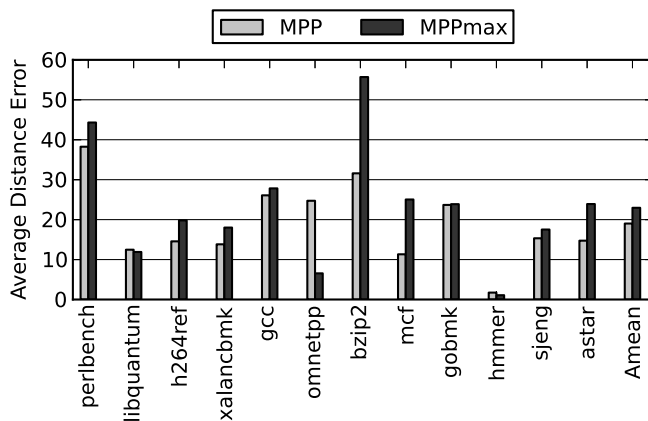


Figure 6. Average difference between predicted and true distances

This results in additional resources being wasted.

Both MPPmax and MPP outperform the infinitely-sized reconvergence-inf predictor. Collins et al. [5] work reports an accuracy of 95% for reconvergence-inf, however, our evaluation shows an accuracy of at most 78%. We have accounted for the large discrepancy and attribute it to two factors. First, we consider predictions incorrect once the predicted distance has been exceeded. This is different from the methodology described by Collins et al., however this difference does not lead to a significant change in accuracy. Second, we enforce that all merge points identified by both predictors are points where control actually converges. Due to the methodology used by Collins et al., some of the predicted values are not merge points.

Accuracy numbers alone are not enough to understand the worth of a merge point predictor. It is important that we demonstrate that the merge point predictor is accurate when the branch predictor is not. Figure 7 shows the difference in MPKI between a branch predictor only design and a branch predictor + merge point predictor design. This represents the total number of mispredictions created by both the branch predictor and merge point predictor. The figure shows that MPPmax is able to achieve a 56% improvement in MPKI over a BP only design and a 51% improvement over reconvergence-inf. This significant reduction in MPKI shows that MPPmax is highly accurate, even in the presence of hard to predict branches.

7 Prior Work

Control independence, as an alternative to branch prediction, was first proposed by Lam and Wilson [9]. While their study drew attention to the area, it made many assumptions that led to an inaccurate upper bound on performance [15, 19]. A more detailed analysis was done by Rotenberg et al. [15]. They devised six models designed to place an upper bound on the advantages of control independence. However, the focus of their work was limited to

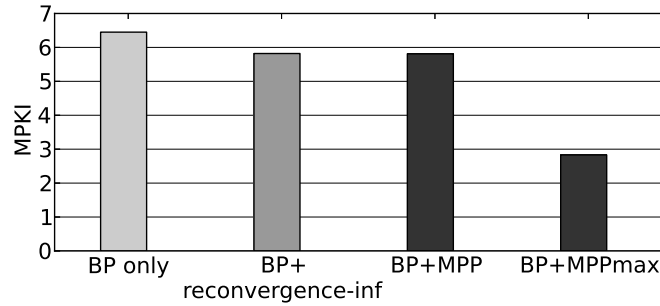


Figure 7. Projected MPKI with Merge Point Prediction

theoretical benefits of control independence, with no tangible solutions presented.

Skipper [3] was the first microarchitecture proposal for control independence that included a dynamic merge point predictor. Skipper identified hard-to-predict branches, then fetched post merge point instructions out-of-order to avoid prediction. However, Skipper is limited to only predicting if-then, if-then-else, and loops. Furthermore, it makes assumptions about the compiler and code layout, making it inaccurate and resistant to change. Additionally, Skipper only uses branch confidence to identify hard-to-predict branches. Our work also considers branch latency as an important factor.

Collins et al. proposed a reconvergence predictor [5], which attempted to solve the limitations of Skipper. Their algorithm introduced 3 different heuristics for detecting merge points of if-then and if-then-else branches. Furthermore, they included support for call branches. However, their algorithm still depended on code layout, making it considerably less accurate. Additionally, their prediction mechanism provided no support for predicting distance or data-independence. Our predictor does not rely on the compiler, or make assumptions about code layout. It can identify merge points of all branches with sufficiently low distances and has a simply, extendable structure for tracking gap properties.

The SYRANT [12] work symmetrically allocated resources along both sides of a branch in preparation for a misprediction. Their merge point prediction mechanism also used wrong-path information, however, the paper focuses on the use case of their predictor, rather than evaluating the prediction mechanism itself, leaving the design of their predictor largely unknown. Additionally, their work is focused on optimizing branch mispredictions, while our work is focuses on avoiding them all together.

8 Conclusion

Improvements in branch prediction are not keeping up with the demand for high fetch bandwidth. This results in branch mispredictions creating an unacceptable gap in performance when compared to an oracle. Exploiting

control independence is a promising alternative to branch prediction. Our work opens the door for control independence strategies to achieve high performance despite the existence of hard-to-predict branches. To accomplish this, we introduce a novel confidence-cost predictor that identifies hard-to-predict and long latency branches. Our work is the first to evaluate using branch resolve latency as an important factor for merge point prediction. Second, we introduce a highly accurate dynamic merge point predictor that produces better merge point predictions than a compiler and prior work, achieving an accuracy of 95%. Together, these two techniques replace 56% of all mispredicted branches with a correctly predicted merge point prediction. This result represents tremendous opportunity for control independence schemes, all while requiring no change to the software.

References

- [1] The standard performance evaluation corporation (spec). the spec benchmark suite.
- [2] A. S. Al-Zawawi, V. K. Reddy, E. Rotenberg, and H. H. Akkary. Transparent control independence (tci). In *Proceedings of the 34th Annual International Symposium on Computer Architecture*, ISCA '07, pages 448–459, New York, NY, USA, 2007. ACM.
- [3] C.-Y. Cher and T. N. Vijaykumar. Skipper: a microarchitecture for exploiting control-flow independence. In *Proceedings. 34th ACM/IEEE International Symposium on Microarchitecture. MICRO-34*, pages 4–15, Dec 2001.
- [4] Y. Chou, J. Fung, and J. P. Shen. Reducing branch misprediction penalties via dynamic control independence detection. In *Proceedings of the 13th International Conference on Supercomputing*, ICS '99, pages 109–118, New York, NY, USA, 1999. ACM.
- [5] J. D. Collins, D. M. Tullsen, and H. Wang. Control flow optimization via dynamic reconvergence prediction. In *Microarchitecture, 2004. MICRO-37 2004. 37th International Symposium on*, pages 129–140, Dec 2004.
- [6] A. D. Hilton and A. Roth. Ginger: Control independence using tag rewriting. In *Proceedings of the 34th Annual International Symposium on Computer Architecture*, ISCA '07, pages 436–447, New York, NY, USA, 2007. ACM.
- [7] E. Jacobsen, E. Rotenberg, and J. E. Smith. Assigning confidence to conditional branch predictions. In *Proceedings of the 29th Annual ACM/IEEE International Symposium on Microarchitecture*, MICRO 29, pages 142–152, Washington, DC, USA, 1996. IEEE Computer Society.
- [8] H. Kim, J. A. Joao, O. Mutlu, and Y. N. Patt. Diverge-merge processor (dmp): Dynamic predicated execution of complex control-flow graphs based on frequently executed paths. In *Proceedings of the 39th Annual IEEE/ACM International Symposium on Microarchitecture*, MICRO 39, pages 53–64, Washington, DC, USA, 2006. IEEE Computer Society.
- [9] M. S. Lam and R. P. Wilson. Limits of control flow on parallelism. In *[1992] Proceedings the 19th Annual International Symposium on Computer Architecture*, pages 46–57, 1992.
- [10] L. Meng and S. Oyanagi. Control independence using dual renaming. In *2010 First International Conference on Networking and Computing*, pages 264–267, Nov 2010.
- [11] E. Perelman, G. Hamerly, M. Van Biesbrouck, T. Sherwood, and B. Calder. Using simpoint for accurate and efficient simulation. In *Proceedings of the 2003 ACM SIGMETRICS International Conference on Measurement and Modeling of Computer Systems*, SIGMETRICS '03, pages 318–319, New York, NY, USA, 2003. ACM.
- [12] N. Premillieu and A. Seznec. Syrant: Symmetric resource allocation on not-taken and taken paths. *ACM Trans. Archit. Code Optim.*, 8(4):43:1–43:20, Jan. 2012.
- [13] N. Prémillieu and A. Seznec. SPREPI: Selective Prediction and REplay for predicated Instructions. Research Report RR-8351, INRIA, Aug. 2013.
- [14] E. Rotenberg, Q. Jacobson, Y. Sazeides, and J. Smith. Trace processors. In *Proceedings of the 30th Annual ACM/IEEE International Symposium on Microarchitecture*, MICRO 30, pages 138–148, Washington, DC, USA, 1997. IEEE Computer Society.
- [15] E. Rotenberg, Q. Jacobson, and J. Smith. A study of control independence in superscalar processors. In *Proceedings Fifth International Symposium on High-Performance Computer Architecture*, pages 115–124, Jan 1999.
- [16] A. Roth and G. Sohi. Squash reuse via a simplified implementation of register integration. *Journal of Instruction-Level Parallelism*, 3:1–7, 2002.

- [17] A. Seznec. TAGE-SC-L Branch Predictors. In *JILP - Championship Branch Prediction*, Minneapolis, United States, June 2014.
- [18] A. Sodani and G. S. Sohi. Dynamic instruction reuse. In *Proceedings of the 24th Annual International Symposium on Computer Architecture*, ISCA '97, pages 194–205, New York, NY, USA, 1997. ACM.
- [19] K. K. Sundararaman and M. Franklin. Multiscalar execution along a single flow of control. In *Proceedings of the 1997 International Conference on Parallel Processing (Cat. No.97TB100162)*, pages 106–113, Aug 1997.
- [20] R. Ubal, B. Jang, P. Mistry, D. Schaa, and D. Kaeli. Multi2sim: A simulation framework for cpu-gpu computing. In *Proceedings of the 21st International Conference on Parallel Architectures and Compilation Techniques*, PACT '12, pages 335–344, New York, NY, USA, 2012. ACM.