

An Analytical Model for Molecular Communication over a Non-linear Reaction-Diffusion Medium

Hamidreza Abin, Amin Gohari, and Masoumeh Nasiri-Kenari

*Department of Electrical Engineering, Sharif University of Technology

Abstract

One of the main challenges in diffusion based molecular communication is dealing with the non-linearity of reaction-diffusion chemical equations. While numerical methods can be used to solve these equations, a change in the input signals or in the parameters of the medium requires one to redo the simulations. This makes it difficult to design modulation schemes and practically impossible to prove the optimality of a given transmission strategy. In this paper, we provide an analytical technique for modeling non-linearity of chemical reaction equations based on the perturbation method. A number of illustrative examples are given. It is shown that when the reaction rate is low, instead of using a continuous transmission waveform, it is optimal for the transmitters to release molecules in a bursty fashion at a finite number of time instances.

Index Terms

Molecular Communications, Chemical reaction, non-linear reaction-diffusion equation.

I. INTRODUCTION

Molecular communication (MC) uses molecules as carriers of information. It is a prevalent mechanism for communication among living organisms in nature. Molecular communication is

envisioned to be applicable in a wide range of engineering and medical applications, especially as a means to realize communications among engineered biological nanomachines (see [1]–[4]). In diffusion based MC, molecules are released into the medium by molecular transmitters. Information is coded by the transmitter in the type, number or the release time of the molecules. The released molecules randomly diffuse in the medium, with some reaching the molecular receivers. The receiver decodes the message sent by the transmitter based on the number of sensed molecules. See for instance [5]–[7] for some modulation schemes proposed in the literature.

Broadly speaking, two main types of diffusion-based MC exists: microscale MC and macroscale MC. In microscale MC, a small number of molecules are released into the medium by transmitters. The movement of these molecules are random and follow Brownian motion. On the other hand, in macroscale MC, a large number of molecules are released into the medium (the number of released molecules is in the order of moles). Macroscale MC is of interest as an alternative to electromagnetic wave based systems in certain media [3], [8]. In macroscale MC, instead of focusing on the location of individual molecules, by the law of large numbers, the *average concentration* of molecules is described by the Fick’s law of diffusion, which is a *deterministic* differential equation. Everything is described by deterministic equations until this point. However, various sources of noise or imperfection could be considered for molecular transmitters and receivers [8], [9]. In particular, the literature on MC usually associates a measurement noise to the receivers. The variance of this measurement noise is considered to depend on the concentration level of molecules measured by the receiver [10]. In particular, a commonly used measurement noise is the so-called “Poisson particle counting noise” where the measurement is assumed to follow a Poisson distribution whose mean is proportional to the concentration of molecules at the time of measurement.

Motivation: One of the unique features of MC with no parallel in classical wireless communication is *chemical reactions*: different types of molecules can react with each other and form new types of molecules in the medium. This feature of MC poses a main challenge

in macroscale MC since equations describing chemical reaction with diffusing particles are *nonlinear* partial differential equations with no closed-form solutions [11]–[13]. In other words, there is no analytical closed-form formula that describes the variations in the concentration of molecules over time and space for given boundary conditions, inputs to the medium, and system parameters such as the diffusion and reaction rate constants. As these equations have no closed form solutions, they are commonly solved by numerical methods. While numerical techniques (such as the finite difference method and the finite element method) can provide accurate solutions for a given input and system parameters, they require extensive computational resources. More importantly, these solutions are not generalizable: assume that we have solved the reaction-diffusion equations for one particular release pattern of molecules by the transmitters into the medium. Next, if we make some changes to the release pattern of molecules, we should start all over again and resolve the reaction-diffusion equations again for the new release pattern. In other words, numerical methods provide little insight into how the solution would change if the input or parameters of the medium change. This has a major drawback for the design of coding and modulation schemes, where we wish to optimize and find the best possible release pattern. In other words, a tractable (even if approximate) model for the solution of the reaction-diffusion systems is required to design codes or modulation schemes. Only with such a model can one formally *prove* optimality of certain waveforms for a given communication problem.

Our contribution: In this paper, we apply the perturbation theory to MC in order to study and design modulation schemes for reaction-diffusion based mediums. Perturbation theory is a set of mathematical methods for finding approximate solutions. It was originally proposed to calculate motions of planets in the solar system, which is an intractable problem (as the so-called three-body problem shows). The theory has been broadly applied in different scientific areas such as physics and mechanics for solving algebraic equations with no analytical solutions or intractable differential equations. While the perturbation theory has been used in the study of differential equations in general, to the best of our knowledge it has not been hitherto utilized

in molecular communication.¹ Just as non-linear functions can be locally approximated by the first terms of their Taylor series, perturbation theory shows that non-linear reaction-diffusion equations can be also approximated by their lower order terms. Our main contribution is a proposal to design coding and modulation schemes based on the lower order terms, which admit closed form solutions. In other words, we provide an analytically tractable (approximate) model for studying chemical reaction in molecular communication. The accuracy of the model can be increasingly improved by including more terms from the Taylor series.

We illustrate the technique through the following example: we consider a communication system with two transmitters and one receiver. Each transmitter sends a type of molecule (reactant) and the receiver measures the concentration of products in the reaction. The goal is to compute the best transmission waveform for each transmitter so that the receiver has minimum error probability to decode the messages of both transmitters (thus, this is a multiple access channel setting). In this setting, we find the optimal waveforms (that minimize the error probability) in the low rate reaction regimes. In particular, we show that it is optimal for the transmitters to release molecules in a bursty fashion at a finite number of time instances. In other words, it is not necessary to use continuous waveforms to transmit molecules over the time. Our analysis of the reaction-diffusion system in which two transmitter release different molecules types that reacts with each other, and a receiver sensing only their products can be of interest in other applications. For instance, this reaction could be used to implement a binary AND gate as the product molecules are produced only when both reactants are present.

To illustrate the broad applicability of our technique, we also discuss two more example in the Appendix E. These examples are aimed to be illustrative and with distinctive focus in order to cover different scenarios where chemical reaction is either facilitating or impeding effective communication.

¹Note that [14] uses the idea of *singular perturbation* which should not be confused with the *perturbation theory*.

Related works: The math literature on nonlinear partial differential equations (PDEs) studies different aspects of these equations, such as existence and uniqueness of solution, semianalytical solutions, numerical solutions, etc. Since most PDEs do not have closed-form solutions, showing existence and in some cases uniqueness of solution are important topics in the theory of PDEs. Unlike ordinary differential equations (ODE) which have a straightforward theorem for existence and uniqueness of solution, there is no general method for PDEs to show the existence and uniqueness of solution. For instance, the existence and smoothness of solutions for the Navier-Stokes equations that describe the motion of a fluid in space is one of the fundamental open problems in physics. Calculus of variation, monotonicity methods, fixed-point theorems [15], etc are some known tools for proving existence and uniqueness for some classes of PDE. Semianalytical techniques are series expansion methods in which the solution is expressed as an infinite series of explicit functions. Semianalytical techniques include Adomian decomposition method, Lyapunov artificial small parameter method, homotopy perturbation method and perturbation methods [16], [17].

There are many numerical methods for solving PDEs which are classified in terms of complexity and stability of the solution. Finite elements method, finite difference method, spectral finite element method, meshfree finite element method, discontinuous Galerkin finite element method are some examples of numerical techniques for solving PDEs [12], [18]. For example, in the finite difference method, we partition the domain using a mesh and approximate derivatives with finite differences computed over the mesh. One of the challenges of using this method is determining the appropriate mesh size to guarantee the stability of the solution.²

There are some prior work in the literature on chemical physics that utilize the perturbation theory. For instance, average survival time of diffusion influenced chemical reactions is studied

²Our own experiment with this method indicates that choosing the appropriate mesh size is particularly challenging when we have a reaction-diffusion system involving molecules that have very different diffusion constants (especially when one diffusion constant is more than ten times another diffusion constant).

in [19]. In [20] some classes of chemical kinetics (describe by ODEs) have been solved by the perturbation theory. However, the setup and approach in these problems differ from the one encountered in MC.

Due to their evident importance to MC, chemical reactions have been subject of various studies. A molecular communication system involves transmitters, receivers and the molecular media, and chemical reactions relates to each of these individual building blocks. Transmitters could use chemical reactions to produce signaling molecules [21]. This is a chemical reaction inside the transmitter unit. On the receiver side, one might have ligand or other types of receptors on the surface of the receiver which react with incoming molecules. These receptors have been the subject of various studies, e.g., see [22]–[30]. Finally, chemical reactions have also been considered in the communication medium. It is this aspect of chemical reactions that is of interest in this work. It is pointed out that chemical reactions could be used to suppress signaling molecules and thereby reduce intersymbol interference (ISI) and the signal-dependent measurement noise [31], [32], or to amplify the signal [33]. Complicated propagation patterns can be obtained by using chemical reactions [34], and negative molecular signals could be implemented using chemical reactions [35]–[37]. Notably, chemical reactions are shown to be beneficial for coding and modulation design [34]–[39]. Since solving the reaction-diffusion equations is intractable, these works either use numerical simulations to back up the presented ideas or else simplify the reaction-diffusion process via idealized assumptions about chemical reactions. Authors in [40] provide an iterative numerical algorithm for solving reaction diffusion equations. In [41], a neural network is used as the decoder in a medium with chemical reactions.

This paper is organized as follows: in Section II, we illustrate the perturbation method for solving reaction-diffusion equations through an example. In Section III we design a modulation schemes for our example in Section II. In Section IV, we validate our model through numerical simulation. Finally concluding remarks and future work are given in Section V.

Notations and Remarks: For functions $u_i(x, t)$ and $v_i(x, t)$, we define index convolution as

follows:

$$(u_{0:i-1} *^d v_{0:i-1})(x, t) = \sum_{j=0}^{i-1} u_j(x, t) v_{i-1-j}(x, t). \quad (1)$$

For two functions $u(x, t)$ and $v(x, t)$, convolution in both time and space is denoted by $**$ and defined as follows:


$$(u ** v)(x, t) = \int_{x'} \int_{t'} u(x, t) v(x - x', t - t') dx' dt'. \quad (2)$$

II. SOLVING REACTION-DIFFUSION EQUATIONS VIA THE PERTURBATION METHOD

The perturbation method provides an explicit analytical solution in the form of an infinite series of functions. One can approximate the solution by taking a finite number of terms from this series. In this paper, we use the perturbation method to obtain an analytical model for the reaction-diffusion equations, which can be used for molecular communication.

For the purpose of illustration, we present the technique in a particular chemical reaction. However, the perturbation technique is rather general, and can be broadly applied to other problems as well. Two more examples are briefly described later in the paper.

Our working example in the paper is as follows: consider two molecular transmitters T_A and T_B , which release molecules A and B, respectively. Molecules of type A and B react with each other in the medium and produce molecules of type C as follows:



Forward and backward reaction rates λ_1 and λ_2 represent the speed at which the chemical reaction takes place in the forward and backward directions. We assume a molecular receiver R_C , which measures the concentration of molecules of type C at its location in order to detect the messages of the two transmitters. This setting is a multiple access channel (MAC) setting.

For simplicity, assume that the transmitters and receiver are placed on a one-dimensional line, with T_A , T_B and R_C being located at $x = 0$, $x = d_B$ and $x = d_R$ respectively. This assumption

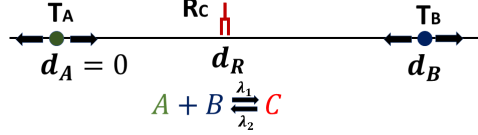


Fig. 1: MC system for Example 1.

is just for the simplicity of exposition; the problem could be solved in two or three dimensions and we also provide simulation results in dimensions two and three in Section IV. We assume that the transmitters and receivers are small in size and view them as points on the real line; the transmitter and receiver are considered to be transparent, not impeding the diffusion of the released molecules (assumption of point sources is adopted for simplicity and is common in the MC literature, e.g., [35], [38], [39]). This is depicted in Figure 1. Further details of the communication model are described in Section III where we design a modulation scheme. In the rest of this section, we are merely interested in solving the reaction-diffusion equation (3).

Let $\gamma = \lambda_2/\lambda_1$ be the ratio of the forward and backward reaction rates, and set $\lambda = \lambda_1, \lambda_2 = \gamma\lambda$ for some $\lambda \geq 0$. The following equation describes the system dynamic:

$$\frac{\partial[A]}{\partial t} = D_A \frac{\partial^2[A]}{\partial x^2} - \lambda [A][B] + \gamma\lambda[C] + f_A(x, t), \quad (4)$$

$$\frac{\partial[B]}{\partial t} = D_B \frac{\partial^2[B]}{\partial x^2} - \lambda [A][B] + \gamma\lambda[C] + f_B(x, t), \quad (5)$$

$$\frac{\partial[C]}{\partial t} = D_C \frac{\partial^2[C]}{\partial x^2} + \lambda [A][B] - \gamma\lambda[C], \quad (6)$$

where $f_A(x, t), f_B(x, t)$ are the released concentration of molecules (called the transmission waveforms), and D_A, D_B, D_C are the diffusion constants. The initial and boundary conditions are set to zero.

For the special case of $\lambda = 0$, *i.e.*, when there is no reaction, the above system of equations is linear and tractable. Consider a solution of these equations in the form, $[A](x, t) = \sum_{i=0}^{\infty} \lambda^i [A]_i(x, t)$, $[B](x, t) = \sum_{i=0}^{\infty} \lambda^i [B]_i(x, t)$ and $[C](x, t) = \sum_{i=0}^{\infty} \lambda^i [C]_i(x, t)$ for some Taylor series coefficients $[A]_i(x, t)$, $[B]_i(x, t)$ and $[C]_i(x, t)$. By substituting these expressions in

(4),(5),(6), we obtain

$$\frac{\partial}{\partial t} \left(\sum_{i=0}^{\infty} \lambda^i [A]_i \right) = D_A \frac{\partial^2}{\partial x^2} \left(\sum_{i=0}^{\infty} \lambda^i [A]_i \right) - \lambda \left(\sum_{i=0}^{\infty} \lambda^i [A]_i \right) \left(\sum_{i=0}^{\infty} \lambda^i [B]_i \right) + \gamma \lambda \sum_{i=0}^{\infty} \lambda^i [C]_i + f_A(x, t), \quad (7)$$

$$\frac{\partial}{\partial t} \left(\sum_{i=0}^{\infty} \lambda^i [B]_i \right) = D_B \frac{\partial^2}{\partial x^2} \left(\sum_{i=0}^{\infty} \lambda^i [B]_i \right) - \lambda \left(\sum_{i=0}^{\infty} \lambda^i [A]_i \right) \left(\sum_{i=0}^{\infty} \lambda^i [B]_i \right) + \gamma \lambda \sum_{i=0}^{\infty} \lambda^i [C]_i + f_B(x, t), \quad (8)$$

$$\frac{\partial}{\partial t} \left(\sum_{i=0}^{\infty} \lambda^i [C]_i \right) = D_C \frac{\partial^2}{\partial x^2} \left(\sum_{i=0}^{\infty} \lambda^i [C]_i \right) + \lambda \left(\sum_{i=0}^{\infty} \lambda^i [A]_i \right) \left(\sum_{i=0}^{\infty} \lambda^i [B]_i \right) - \gamma \lambda \sum_{i=0}^{\infty} \lambda^i [C]_i. \quad (9)$$

Equations (7), (8) and (9) could be viewed as power series in λ for fixed values of x and t .

Matching the coefficients of λ^i on both sides of the equation, we obtain the following:

$$\frac{\partial [A]_0}{\partial t} = D_A \frac{\partial^2 [A]_0}{\partial x^2} + f_A(x, t), \quad \frac{\partial [B]_0}{\partial t} = D_B \frac{\partial^2 [B]_0}{\partial x^2} + f_B(x, t), \quad \frac{\partial [C]_0}{\partial t} = D_C \frac{\partial^2 [C]_0}{\partial x^2}. \quad (10)$$

For $i \geq 1$ we obtain

$$\begin{aligned} \frac{\partial [A]_i}{\partial t} &= D_A \frac{\partial^2 [A]_i}{\partial x^2} - [A]_{0:i-1} *^d [B]_{0:i-1} + \gamma [C]_{i-1}, \\ \frac{\partial [B]_i}{\partial t} &= D_B \frac{\partial^2 [B]_i}{\partial x^2} - [A]_{0:i-1} *^d [B]_{0:i-1} + \gamma [C]_{i-1}, \\ \frac{\partial [C]_i}{\partial t} &= D_C \frac{\partial^2 [C]_i}{\partial x^2} - [A]_{0:i-1} *^d [B]_{0:i-1} - \gamma [C]_{i-1}, \end{aligned} \quad (11)$$

where we used the index convolution defined in (1). The functions $[A]_i(x, t)$, $[B]_i(x, t)$ and $[C]_i(x, t)$ could be find recursively by first computing $[A]_0(x, t)$, $[B]_0(x, t)$ and $[C]_0(x, t)$ from (10), and then using (11) to compute $[A]_i(x, t)$, $[B]_i(x, t)$ and $[C]_i(x, t)$ from $[A]_j(x, t)$, $[B]_j(x, t)$ and $[C]_j(x, t)$ for $j \leq i - 1$.

A. Limitation on the simulation time interval and a remedy

The perturbation method provides recursive equations to find the functions $[A]_i(x, t)$ and $[B]_i(x, t)$. However, one still needs to show that the power series $\sum_{i=0}^{\infty} \lambda^i [A]_i(x, t)$ and $\sum_{i=0}^{\infty} \lambda^i [B]_i(x, t)$ are convergent to functions that satisfy the original reaction-diffusion differential equation. Perturbation theory does not provide a general recipe for showing this convergence, and it should be done in a case by case basis. We show in Appendix A that the series are convergent as long

as $\lambda \leq \mathcal{O}(1/T)$, *i.e.*, the radius of convergence of the series is proportional with the inverse of total time period. In other words, we need λ to be sufficiently small (or for T to be sufficiently small). Provided that T is sufficiently small, Appendix A shows that the solution given by the perturbation method is equal to the true solution (satisfies the reaction-diffusion equations).

Next, we propose an approach to tackle the above shortcoming if we wish to compute the solution for larger values of T : we can divide the time interval T into k subintervals of size T/k . Since the radius of converge is of order $\mathcal{O}(\frac{1}{T})$, reducing the size of interval by a factor of k increases the radius of converges by a multiplicative factor of k . Thus, we can first compute the solution in the interval $[0, T/k]$ and use the value at T/k to compute the solution in the interval $[T/k, 2T/k]$, etc.

B. Solving equations (10) and (11)

In order to solve (10), let $\phi_A(x, t)$ be the impulse response of the following equation with diffusion coefficient D_A :

$$\frac{\partial \phi_A}{\partial t} = D_A \frac{\partial^2 \phi_A}{\partial x^2} + \delta(x)\delta(t).$$

We have

$$\phi_A(x, t) = \frac{1}{\sqrt{4\pi D_A t}} \exp\left(-\frac{x^2}{4D_A t}\right), \quad x \in \mathbb{R}, \quad t \geq 0.$$

Similarly, we define $\phi_B(x, t)$ and $\phi_C(x, t)$ for diffusion coefficients D_B and D_C respectively. Then, the solutions of (10), (11) are as follows:

$$[A]_0 = \phi_A * f[A], \quad [B]_0 = \phi_B * f[B], \quad [C]_0 = 0, \quad (12)$$

and for $i \geq 1$,

$$[A]_i = -\phi_A * ([A]_{0:i-1} *^d [B]_{0:i-1} + \gamma[C]_{i-1}), \quad (13)$$

$$[B]_i = -\phi_B * ([A]_{0:i-1} *^d [B]_{0:i-1} + \gamma[C]_{i-1}), \quad (14)$$

$$[C]_i = +\phi_C * ([A]_{0:i-1} *^d [B]_{0:i-1} - \gamma[C]_{i-1}), \quad (15)$$

where $**$ stands for the two dimensional convolution (see (2)).

Example 1. Let us solve the system of reaction-diffusion system given in (4)-(6) for $f_A(x, t) = f_B(x, t) = 1, x \in \mathbb{R}^d, t \geq 0$ and $D_A = D_B$. Using symmetry, we have $[A]_i(x, t) = [B]_i(x, t)$ for $i \geq 0$. The zero and first terms of perturbation can be computed as follows:

$$\begin{aligned} [A]_0(x, t) &= \phi ** f_A = \int_0^t \int_{x \in \mathbb{R}^d} \phi(x - x', t - t') f_A(x', t') dx' dt' = t, \\ [A]_1(x, t) &= -\phi ** [A]_0^2 = -\int_0^t \int_{x \in \mathbb{R}^d} \phi(x - x', t - t') t'^2 dx' dt' = -\frac{t^3}{3}. \end{aligned}$$

We prove, by induction, that $[A]_i(x, t) = (-1)^i \alpha_i t^{2i+1}$ where $\alpha_i = \sum_{j=0}^{i-1} \alpha_j \alpha_{i-1-j} / (2i+1), i \geq 1$, and $\alpha_0 = 1$. We have:

$$\begin{aligned} [A]_i &= -\phi ** \sum_{j=0}^{i-1} [A]_j [A]_{i-1-j} \\ &= -\int_0^t \int_{x \in \mathbb{R}^d} \phi(x - x', t - t') \sum_{j=0}^{i-1} (-1)^j \alpha_j t'^{2j+1} (-1)^{i-1-j} \alpha_{i-1-j} t'^{2i-2j-1} dx' dt' \\ &= (-1)^i \frac{\sum_{j=0}^{i-1} \alpha_j \alpha_{i-1-j}}{2i+1} t^{2i+1}. \end{aligned}$$

By induction, one can prove that $(1/3)^i \leq \alpha_i \leq (1/2)^i$. The solution of reaction diffusion for this particular example is as follows: $[A](x, t) = \sum_{i=0}^{\infty} \lambda^i [A]_i = \sum_{i=0}^{\infty} \lambda^i (-1)^i \alpha_i t^{2i+1}$.

C. Interpretation in terms of fixed-point iterations

An alternative way to understand the recursive equations (12)-(15) is through *fixed-point iterations*. Consider the reaction diffusion equations in (4), (5) and (6). Using the impulse response of reaction diffusion equation, these differential equations can be equivalently written in an integral form as follows:

$$\begin{aligned} [A](x, t) &= \phi_A ** (-\lambda[A][B] + \gamma\lambda[C] + f_A(x, t)), \\ [B](x, t) &= \phi_B ** (-\lambda[A][B] + \gamma\lambda[C] + f_B(x, t)), \\ [C](x, t) &= \phi_C ** (\lambda[A][B] - \gamma\lambda[C]). \end{aligned}$$

Therefore, the solution of the reaction diffusion equations is a fixed point of following operator:

$$\tau : \mathcal{C} \times \mathcal{C} \times \mathcal{C} \mapsto \mathcal{C} \times \mathcal{C} \times \mathcal{C}$$

$$\tau(\mathbf{a}, \mathbf{b}, \mathbf{c}) = (\phi_{\mathbf{A}} ** (-\lambda \mathbf{a} \mathbf{b} + \lambda \gamma \mathbf{c} + f_{\mathbf{A}}), \phi_{\mathbf{B}} ** (-\lambda \mathbf{a} \mathbf{b} + \lambda \gamma \mathbf{c} + f_{\mathbf{B}}), \phi_{\mathbf{C}} ** (\mathbf{a} \mathbf{b} - \gamma \mathbf{c})),$$

where \mathcal{C} is the space of continuous functions. The perturbation method suggest the following fixed-point recursive iterations to find a fixed point of the operator τ :

$$(\mathbf{a}^{(n+1)}, \mathbf{b}^{(n+1)}, \mathbf{c}^{(n+1)}) = \tau(\mathbf{a}^{(n)}, \mathbf{b}^{(n)}, \mathbf{c}^{(n)}), \quad (\mathbf{a}^{(-1)}, \mathbf{b}^{(-1)}, \mathbf{c}^{(-1)}) = (0, 0, 0), \quad n \geq -1, \quad (16)$$

where $(\mathbf{a}^{(n)}, \mathbf{b}^{(n)}, \mathbf{c}^{(n)})$ is triple of functions we obtain at the n -th iteration. Using induction and comparing (13)-(15) with the recursive equations given in (16), one shows that for

$$\begin{aligned} \mathbf{a}^{(n)} &= \sum_{i=0}^n \lambda^i [\mathbf{A}]_i(x, t) & n = 0, 1 \\ \mathbf{a}^{(n)} &= \sum_{i=0}^n \lambda^i [\mathbf{A}]_i(x, t) + \mathcal{O}(\lambda^{n+1}) & n \geq 2. \end{aligned}$$

A similar statement holds for $\mathbf{b}^{(n)}$ and $\mathbf{c}^{(n)}$, showing that their first n lower terms match the first n lower terms of the Taylor series expansion in the perturbation method.

D. Approximate Solutions

In practice, we can approximate the true concentrations of molecules by computing the first n terms in the Taylor series expansion:

$$[\mathbf{A}](x, t) \approx \sum_{i=0}^n \lambda^i [\mathbf{A}]_i(x, t)$$

for some fixed n . One can stop at the n -term of the Taylor expansion when the contribution of the $(n+1)$ -th term is negligible compared to the first n terms. While n can be explicitly worked out in Example 1, for general reaction diffusion equations, there is no (non-recursive) explicit expression for the terms in the Taylor series expansion. In Section IV, we illustrate sufficiency of choosing $n = 1$ or $n = 2$ when the length of the time interval T is in the order

of seconds. In the following, we provide a theoretical justification for choosing $n = 1$ when the time interval T is small: consider the reaction diffusion equations

$$\begin{aligned}\frac{\partial[A]}{\partial t} &= D_A \frac{\partial^2[A]}{\partial x^2} - \lambda [A][B] + \gamma\lambda[C] + f_A(x, t), \\ \frac{\partial[B]}{\partial t} &= D_B \frac{\partial^2[B]}{\partial x^2} - \lambda [A][B] + \gamma\lambda[C] + f_B(x, t), \\ \frac{\partial[C]}{\partial t} &= D_C \frac{\partial^2[C]}{\partial x^2} + \lambda [A][B] - \gamma\lambda[C],\end{aligned}$$

along with the initial conditions $[A](x, 0) = g_A(x)$, $[B](x, 0) = g_B(x)$ and $[C](x, 0) = g_C(x)$. The one step finite difference iteration (in the finite difference method) for a small value of t is as follows:

$$\begin{aligned}[A]_{FDM}(x, t) &= [A](x, 0) + t \frac{\partial[A]}{\partial t}(x, 0) \\ &= g_A(x) + t [D_A g_A''(x) - \lambda g_A(x) g_B(x) + \gamma\lambda g_C(x) + f_A(x, 0)] \\ &= g_A(x) + \mathcal{O}(t).\end{aligned}$$

Let $[A]^{(1)}(x, t) = [A]_0(x, t) + \lambda[A]_1(x, t)$ be the approximate solution of the perturbation method up to the order one terms. In Appendix B we show the following equivalence with the finite difference solution:

Theorem 1. *The first order approximation $[A]^{(1)}(x, t) = [A]_0(x, t) + \lambda[A]_1(x, t)$ and the finite difference method are equivalent for small values of t , i.e.,*

$$[A]^{(1)}(x, t) = [A]_{FDM}(x, t) + \mathcal{O}(t^2).$$

A similar statement holds for molecules of type B and C.

As illustrated in Section IV, the time steps do not necessarily need to be very small for the perturbation solution to closely track the true solution (and can be in the order of seconds). Therefore, the perturbation method can be understood as a generalization of the finite difference method that allows for longer time steps.

III. MODULATION DESIGN

In Section II, a closed-form solution for the reaction-diffusion equation (3) was obtained. In this section, we use this solution to find the optimal release pattern of molecules by the transmitters in order to minimize the error probability of the communication system.

Suppose transmitter T_A intends to send a message bit $M_A \in \{0, 1\}$ to the receiver. The transmitter T_A releases molecules of type [A] into the medium according to $f_A^0(x, t) = a_0(t)\delta(x)$, $0 \leq t \leq T$ if $M_A = 0$, and according to $f_A^1(x, t) = a_1(t)\delta(x)$, $0 \leq t \leq T$ if $M_A = 1$. In other words, the waveform $a_0(t)$ is the released concentration of molecules of type A when $M_A = 0$, and $a_1(t)$ is the released density when $M_A = 1$. Similarly, suppose that transmitter T_B encodes message $M_B \in \{0, 1\}$ by $f_B^j(x, t) = b_j(t)\delta(x - d_B)$, $0 \leq t \leq T$, $j = 0, 1$, where the waveforms $b_0(t)$ and $b_1(t)$ are defined similarly for transmitter T_B . The total amount of released molecules of types A and B during the transmission period T is assumed to be at most s_A and s_B respectively, *i.e.*,

$$\int_0^T a_i(t)dt \leq s_A, \quad \int_0^T b_i(t)dt \leq s_B, \quad i = 0, 1. \quad (17)$$

The input messages M_A, M_B are assumed to be uniform Bernouli random variables. Receiver R_C samples the density of molecules of type C at its location at the end of the time slot at time $t = T$. The receiver is assumed to be transparent and suffers from the particle counting noise. More specifically, the receiver is assumed to get a sample from $\text{Poisson}(V \cdot [C](d_R, T))$ where $[C](d_R, T)$ is the density of molecules of type C at time T and location d_R , and V is a constant.

Using this observation, R_C outputs its estimate of the transmitted message pair $(\hat{M}_A, \hat{M}_B) \in \{00, 01, 10, 11\}$. The probability of error is

$$Pr(e) = Pr\{(M_A, M_B) \neq (\hat{M}_A, \hat{M}_B)\}. \quad (18)$$

Having transmitted messages $a_{m_A}(t), b_{m_B}(t)$ for a message pair (m_A, m_B) , let ρ_{m_A, m_B} denote the density of molecules of type C at the time of sampling. The receiver aims to recover \hat{m}_A, \hat{m}_B using a sample $\text{Poisson}(V \cdot \rho_{m_A, m_B})$. Our goal is to design nonnegative signals $a_i(t), b_j(t)$ satisfying

(17) to minimize the error probability. The key utility of the technique given in the Section II is that it provides a closed-form expression for ρ_{m_A, m_B} in terms of $a_i(t)$ and $b_j(t)$.

An order n approximation to the reaction-diffusion is when we consider the reaction-diffusion equations up to the terms of order λ^n in the Taylor expansion. We say that waveforms $a_i(t)$ and $b_j(t)$ are order n optimal waveforms if they minimize the error probability for the approximate reaction-diffusion equations up to order n . For low reaction rates, we are mainly interested in order one optimal waveforms. In the following theorem, we show that for low reaction rates, one possible optimal strategy is for T_A, T_B to release molecules in at most two time instances in a bursty fashion. The location of these instantaneous releases is determined by the message it wants to transmit. In other words, waveform $a_i(t)$ is the sum of two Dirac's delta functions.

Theorem 2. *Consider approximating solution of the reaction-diffusion equations with the perturbation solution up to the first order term. Consider the problem of choosing waveforms $a_i(t), b_i(t)$ to minimize the error probability at the decoder. Then, restricting minimization to waveforms $a_i(t), b_i(t)$ with the following structure does not change the minimum value of error probability:*

$$\begin{aligned} a_0(t) &= \hat{a}_{01}\delta(t - t_1^{[a_0]}) + \hat{a}_{02}\delta(t - t_2^{[a_0]}), \quad a_1(t) = \hat{a}_{11}\delta(t - t_1^{[a_1]}) + \hat{a}_{12}\delta(t - t_2^{[a_1]}), \\ b_0(t) &= \hat{b}_{01}\delta(t - t_1^{[b_0]}) + \hat{b}_{02}\delta(t - t_2^{[b_0]}), \quad b_1(t) = \hat{b}_{11}\delta(t - t_1^{[b_1]}) + \hat{b}_{12}\delta(t - t_2^{[b_1]}), \end{aligned}$$

for some non-negative constants $\hat{a}_{ij}, \hat{b}_{ij}$ satisfying $\sum_j \hat{a}_{ij} \leq s_A$ and $\sum_j \hat{b}_{ij} \leq s_B$ for $i = 0, 1$, and for some $t_j^{[a_i]}, t_j^{[b_i]} \in [0, T]$.

Proof: By substituting $f_A^i(x, t), f_B^i(x, t), i = 0, 1$ in (12) and (13)-(15), one obtains an explicit formula for (the first order approximation of) the concentration of molecules C in terms of $f_A^i(x, t), f_B^i(x, t), i = 0, 1$. In particular, the concentration $[C](d_R, T)$ at receiver's location at the

sampling time T is as follows:

$$[\mathcal{C}](d_R, T) = \lambda \int_0^T \int_{-\infty}^{+\infty} \int_0^{t'} \int_0^{t'} \phi_{\mathcal{C}}(d_R - x', T - t') \phi_{\mathcal{A}}(x', t' - t_1) \phi_{\mathcal{B}}(x' - d_B, t' - t_2) \\ a_{M_{\mathcal{A}}}(t_1) b_{M_{\mathcal{B}}}(t_2) dt_1 dt_2 dx' dt'.$$

Observe that $[\mathcal{C}](d_R, T)$ has a *bilinear* form with respect to $a_{M_{\mathcal{A}}}(t)$ and $b_{M_{\mathcal{B}}}(t)$. In the other words, if $a_{M_{\mathcal{A}}}(t)$ is kept fixed then $[\mathcal{C}](d_R, T)$ is a linear with respect to $b_{M_{\mathcal{B}}}(t)$ and vice versa.

Let

$$\rho = \begin{cases} \rho_{00} = [\mathcal{C}](d_R, T) & \text{if } (M_{\mathcal{A}}, M_{\mathcal{B}}) = (0, 0) \\ \rho_{01} = [\mathcal{C}](d_R, T) & \text{if } (M_{\mathcal{A}}, M_{\mathcal{B}}) = (0, 1) \\ \rho_{10} = [\mathcal{C}](d_R, T) & \text{if } (M_{\mathcal{A}}, M_{\mathcal{B}}) = (1, 0) \\ \rho_{11} = [\mathcal{C}](d_R, T) & \text{if } (M_{\mathcal{A}}, M_{\mathcal{B}}) = (1, 1) \end{cases} \quad (19)$$

Using (19) we can compute $(\rho_{00}, \rho_{01}, \rho_{10}, \rho_{11})$ for any given $a_0(t), a_1(t), b_0(t)$ and $b_1(t)$. The receiver aims to recover $\hat{m}_{\mathcal{A}}, \hat{m}_{\mathcal{B}}$ using a sample $\text{Poisson}(V \rho_{m_{\mathcal{A}}, m_{\mathcal{B}}})$. Minimizing the error probability (given in (18)) is equivalent with solving a Poisson hypothesis testing problem (see Appendix C for a review). Our goal is to design nonnegative signals $a_i(t), b_j(t)$ satisfying (17) to minimize the error probability of this Poisson hypothesis testing problem.

Note that the four numbers $(\rho_{00}, \rho_{01}, \rho_{10}, \rho_{11})$ form a *sufficient statistics* for computing the error probability. In other words, if we change the signals $a_i(t), b_j(t)$ in such a way that the four numbers $(\rho_{00}, \rho_{01}, \rho_{10}, \rho_{11})$ are unchanged, the error probability remains unchanged. Take signals $a_i(t)$ and $b_j(t)$ for $i, j \in \{0, 1\}$ that minimize the error probability. We claim that we can find $\hat{a}_0(t)$ of the form

$$\hat{a}_0(t) = \hat{a}_{01} \delta(t - t_1^{[a_0]}) + \hat{a}_{02} \delta(t - t_2^{[a_0]})$$

for some \hat{a}_{01} and \hat{a}_{02} such that if we replace the waveform set

$$(a_0(t), a_1(t), b_0(t), b_1(t))$$

by

$$(\hat{a}_0(t), a_1(t), b_0(t), b_1(t)),$$

the corresponding values of $(\rho_{00}, \rho_{01}, \rho_{10}, \rho_{11})$ remain unchanged. Moreover, $\hat{a}_0(t)$ satisfies the power constraint (17). Since the error probability depends on the waveforms only through the values of $(\rho_{00}, \rho_{01}, \rho_{10}, \rho_{11})$, we deduce that replacing $a_0(t)$ by $\hat{a}_0(t)$ does not change the error probability. Since signals $a_i(t)$ and $b_j(t)$ for $i, j \in \{0, 1\}$ minimized the error probability, we deduce that using $\hat{a}_0(t)$ would also achieve the minimum possible probability of error. By a similar argument we can reduce the support of waveforms $a_1(t)$, $b_0(t)$ and $b_1(t)$ one by one while fixing the other waveforms. This completes the proof.

It remains to show that changing $a_0(t)$ by $\hat{a}_0(t)$ while preserving the values of $(\rho_{00}, \rho_{01}, \rho_{10}, \rho_{11})$ is possible.

Replacing $a_0(t)$ by $\hat{a}_0(t)$ while fixing $a_1(t)$, $b_0(t)$ and $b_1(t)$ may only change ρ_{00} and ρ_{01} . The values of ρ_{10} and ρ_{11} are only functions of $a_1(t)$, $b_0(t)$ and $b_1(t)$ which we are fixing. Moreover, ρ_{00} and ρ_{01} are linear functions of $a_0(t)$ when we fix $b_0(t)$ and $b_1(t)$. In other words, one can find functions $f_1(t)$ and $f_2(t)$ such that

$$\rho_{00} = \int_{t \in [0, T]} a_0(t) f_1(t) dt, \quad (20)$$

$$\rho_{01} = \int_{t \in [0, T]} a_0(t) f_2(t) dt. \quad (21)$$

The power constraint (17) is also a linear constraint on $a_0(t)$. Thus, we would like to change $a_0(t)$ to $\hat{a}_0(t)$ in such a way that two linear constraints corresponding to ρ_{00} and ρ_{01} are preserved, and the power of $\hat{a}_0(t)$ is less than or equal to the power of $a_0(t)$. Existence of $\hat{a}_0(t)$ with these desired properties follows from Lemma 3 given in Appendix D (with the choice of $f(t) = 1$, $n = 2$, and $f_1(t)$ and $f_2(t)$ given in (20) and (21)), once we view $a_0(t)$ as an unnormalized probability distribution.

■

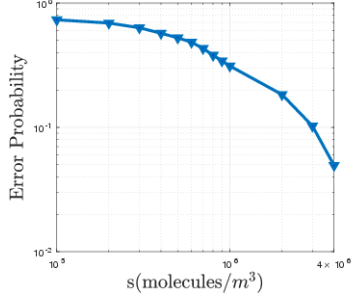


Fig. 2: Error probability of error of the optimal code for $10^5 \leq s \leq 4 \times 10^6$ [molecules. m^{-3}].

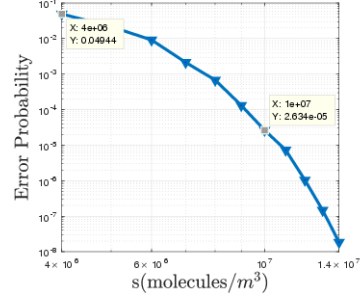


Fig. 3: Probability of error of the optimal code for $4 \times 10^6 \leq s \leq 1.4 \times 10^7$ [molecules. m^{-3}].

In order to determine parameters in the statement of Theorem 2 we need optimize over constants $\hat{a}_{ij}, \hat{b}_{ij}, t_j^{[a_i]}, t_j^{[b_i]}$. As an example, consider the values of system parameters as follows: $D_A = D_B = D_C[m^2/s] = 10^{-9}, \lambda[molecules^{-1}.m^3.s^{-1}] = 10^{-23}, s_A = s_B[molecules.m^{-3}] = 10^7, d_A = (0, 0, 0), d_R = (R, 0, 0), d_B = (2R, 0, 0), R[m] = 5 \times 10^{-5}, T[s] = 3, V[m^3] = 10^{-11}$. Simulation results yield the optimal values for $\hat{a}_{ij}, \hat{b}_{ij}, t_j^{[a_i]}, t_j^{[b_i]}$ as $(\hat{a}_{01}, \hat{a}_{02}) = (1.13 \times 10^6, 8.82 \times 10^6), (\hat{a}_{11}, \hat{a}_{12}) = (2.17 \times 10^6, 1.07 \times 10^6), (\hat{b}_{01}, \hat{b}_{02}) = (0.97 \times 10^6, 3.2 \times 10^6), (\hat{b}_{11}, \hat{b}_{12}) = (3.52 \times 10^6, 6.46 \times 10^6), (t_1^{[a_0]}, t_2^{[a_0]}) = (0, 2), (t_1^{[a_1]}, t_2^{[a_1]}) = (0, 1), (t_1^{[b_0]}, t_2^{[b_0]}) = (1, 2),$ and $(t_1^{[b_1]}, t_2^{[b_1]}) = (1, 2), P_e = 2.6 \times 10^{-5}$. Figures 2 and 3 show the optimal error probability (as defined in (18)) as a function of $s = s_A = s_B$ for the above parameters.

IV. SIMULATION

In this section, we validate our model through numerical simulation and comparison with the true solution. We need to specify the diffusion coefficients, reaction rate λ , input signals f_A and f_B as well as the locations of the transmitters. Previous works in the literature commonly take the number released molecules to be either in the order of 10^{-14} moles (which is 10^9 molecules) [38], [40], [42], or in the order of 10^{-3} mole [35]. The reaction rates in these works are generally in the order of 1 to 10^8 mole $^{-1}.m^3.s^{-1}$ or equivalently 10^{-23} to 10^{-15} molecules $^{-1}.m^3.s^{-1}$ [35],

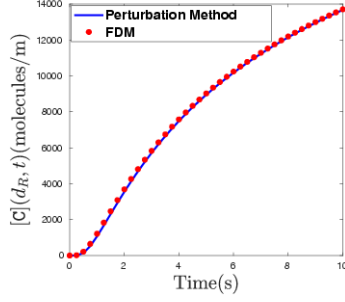


Fig. 4: First order approximation for the first set parameters

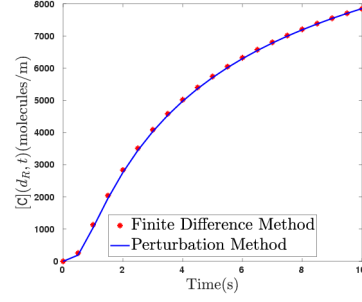


Fig. 5: First order approximation for the second set parameters

[40], [43], [44].

In this section, we run three simulations for three choices of parameters for the reaction given in (3). The exact solutions are obtained by the finite difference method (FDM). The first simulation borrows its system parameters from [40] as follows: $D_A[m^2/s] = 10 \times 10^{-10}$, $D_B[m^2/s] = 7 \times 10^{-10}$, $D_C[m^2/s] = 10^{-10}$, $\lambda[\text{molecules}^{-1}.m.s^{-1}] = 10^{-22}$, $\gamma[s^{-1}] = 0$, $f_A(x, t) = 5 \times 10^8 \delta(x) \delta(t)$, $f_B(x, t) = 2.4 \times 10^9 \delta(x - d_B) \delta(t)$, $d_c[m] = 5 \times 10^{-5}$, $d_B = 2d_R$. In the second simulation we use the same parameters as in the first simulation, but make the three diffusion constants to be the same ($D_{A,B,C} = 10^{-9}[m^2/s]$). Figures 4 and 5 are plotted based on the first and second set of system parameters respectively. They depict the concentration of molecule of type C at the receiver's location calculated by the first order term of perturbation method along with the true solution (computed via FDM). It can be seen that for these system parameters, the first order term of perturbation series is closely following the true solution. Using the same parameters as in the second simulation, one can observe that the first order term of perturbation series is still accurate as long as $\lambda \leq 10^{-16}[\text{molecules}^{-1}.m.s^{-1}]$. Figure 6 plots the curves for $\lambda = 10^{-15}$. As one can observe while the first order term of perturbation series does not track the exact solution for $t \in [5, 15]$, while the second order term tracks the true solution in this example.

For $t > 15$, the perturbation solution up to second order term does not track the exact solution

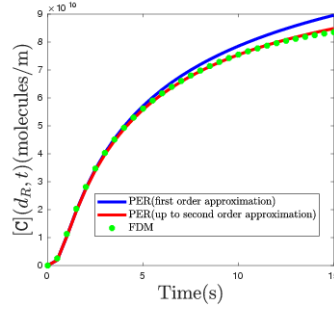


Fig. 6: First and second order approximate solutions for $\lambda = 10^{-15}$.

well, hence to obtain accurate solution we have to consider third or higher order terms in the perturbation solution. This observation is consistent with the theoretical analysis given in Appendix A, where the convergence rate of perturbation solution depends on the length of the time interval T . We also remark that in many prior works on chemical reactions in MC, the observation time T is rather small: [42] uses $T \leq 0.1s$, [43] uses $T \leq 4s$; [40] uses $T \leq 10s$, while in other cases T is in taken of order μs [37], [38].

Figure 7 fixes $T = 10s$ and plots the relative error of the first order approximation solution of $[C]$ for second set of parameters in terms of λ . Figure 8 draws a similar curve for the second order approximation of the perturbation solution.

Next, let us fix the relative error to be 0.05 and define the permissible simulation time interval as

$$T_{\max} = \max\{T : \left| \frac{[C]_{FDM}(t) - [C]_{PER-Order-1}(t)}{[C]_{FDM}(t)} \right| \leq .05, \quad \forall t \in [0, T]\}. \quad (22)$$

In other words, T_{\max} is the maximum simulation time interval for which the relative error is less than 5 percent. Figure 9 shows the T_{\max} for the first order approximation of $[C]$ in terms of λ .

In some applications, a significantly larger number of molecules (in the order of moles) are released into the medium. In the third simulation, we consider this case and take the following parameters: $D_{A,B,C} = 10^{-9}[m^2/s]$, $\lambda[molecules^{-1}.m.s^{-1}] = 10^{-24}/(6.02214)$, $\gamma[s^{-1}] =$

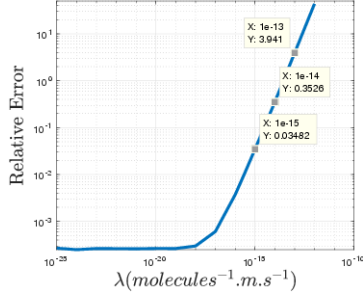


Fig. 7: Relative error for first order approximation.

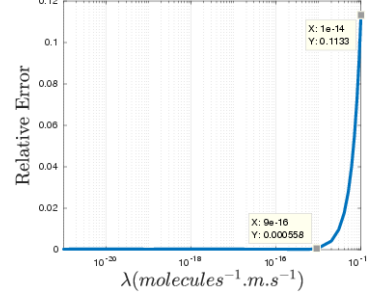


Fig. 8: Relative error for up to second order approximation.

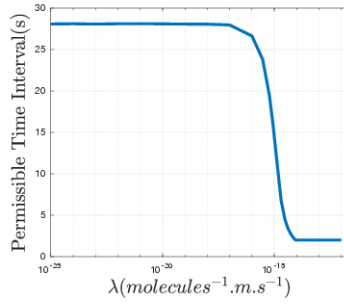


Fig. 9: Permissible simulation time interval in terms of λ .

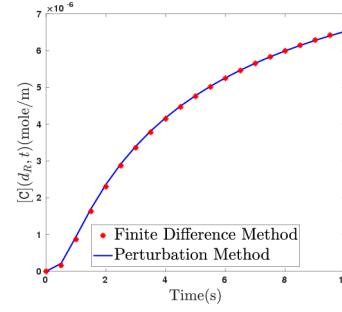


Fig. 10: First order approximation curve for the third set parameters.

$0, d_c[m] = 5 \times 10^{-5}, d_B = 2d_R, f_A(x, t) = N\delta(x)\delta(t), f_B(x, t) = N\delta(x - d_B)\delta(t)$ where $N = 6.02214 \times 10^{17}[\text{molecules.m}^{-1}.\text{s}^{-1}]$. Figure 10 shows that the first term of perturbation series is close to the exact solution.

The effect of dimension: While we assumed the transmitter and receivers to lie on a one dimensional line, the problem can be solved in higher dimensions in a similar manner. In Figures 11 and 12, we compare perturbation method (up to the first term approximation) and true solution in two and three dimensions. The parameters are as same as second set of parameters with $\lambda[\text{molecules}^{-1}.\text{m}^3.\text{s}^{-1}] = 10^{-23}$ As we see our solution is still accurate. We observe that as the dimension of the medium increases, concentrations decay faster. This is due to the extra degrees of freedom in the dispersion of molecules.

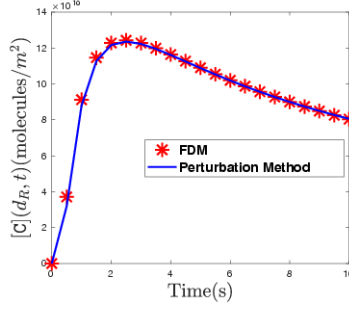


Fig. 11: Two dimension first order approximation

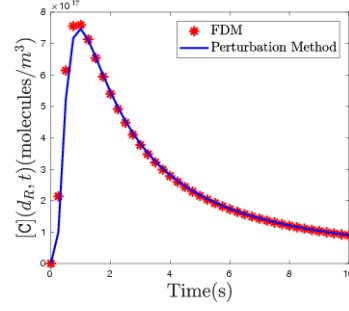


Fig. 12: Three dimension first order approximation

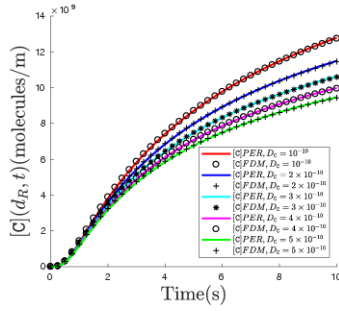


Fig. 13: Effect of D_C on $[C]$

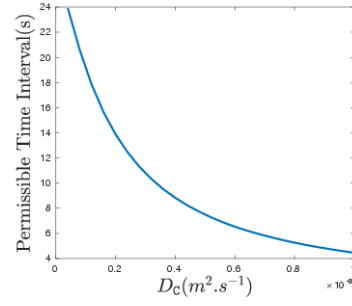


Fig. 14: Impact of diffusion coefficient on the permissible simulation time interval

The effect of diffusion coefficients: In Figure 13 we plot $[C]$ for different values of D_C , for second set of parameters. Observe that $[C]$ is a decreasing function of D_C . Figure 14 plots T_{\max} (as defined in (22)) versus D_C for second set of parameters, showing that increasing D_C decreases T_{\max} .

V. CONCLUSION AND FUTURE WORK

In this paper we addressed the difficulty of designing modulation due to the lack of existence of closed form solutions for chemical reaction diffusion equation by providing an approximate solution to the reaction-diffusion equations. We observed that for many case of system parameters our solution is accurate. Also we observed that the accuracy of our solution depends on time observation T . Using the proposed model, we designed optimal waveforms.

In the Appendix E of this paper two more examples are considered (Example II and Example III). In Example II, we consider a communication system with one transmitter and one receiver. Transmitter can send molecules of types A and B, while the receiver can only measure molecules of type A. The medium has molecules of a different type C that can react with both A and B. The transmitter releases molecules of type B in order to “clean up” the medium of molecules of type C so that molecules of type A can reach the receiver without being dissolved through reaction with C as they travel from the transmitter to the receiver. In Example III, we consider a two-way communication system with two transceiver nodes. In other words, each node aims to both send and receive information from the other node. Transmitters use different molecule types and these molecules can react with each other. The chemical reaction in this scenario is destructive because it reduces the concentration of molecules at the two transceivers.

There are many other settings which could be studied and left for future work. Firstly, we only considered transparent receivers in this work. The literature on MC also considers absorbing or ligand/reactive receivers. Since the perturbation method is a broadly applicable to non-linear differential equations, the proposed framework can be also applied to absorbing or reactive receivers with more work. An absorbing receiver adds a boundary condition to the reaction-diffusion equations (the concentration of absorbed molecules being zero at the receiver’s location). On the other hand, a reactive receiver adds an ordinary differential equation to the system’s equations, for receptors on the surface of the receiver. Further, one could study the design of optimal waveforms when taking multiple samples in the transmission time slot (instead of just one sample, as in this paper) or study optimal waveform design for channels with ISI. These studies are possible and left as future work. Finally, there are other existing approaches in the literature for obtaining semianalytic solution of chemical reaction diffusion equations. Studying these approaches which might have a higher radius of convergence is also left as a future work.

APPENDIX A

CONVERGENCE ANALYSIS

To show that the power series $\sum_{i=0}^{\infty} \lambda^i [\mathbf{A}]_i(x, t)$, $\sum_{i=0}^{\infty} \lambda^i [\mathbf{B}]_i(x, t)$ and $\sum_{i=0}^{\infty} \lambda^i [\mathbf{C}]_i(x, t)$ are convergent to functions that satisfy the original reaction-diffusion differential equation, we consider time $t \in [0, T]$ for some fixed T and prove that

$$\sum_{i=0}^{\infty} \lambda^i [\mathbf{A}]_i(x, t), \quad \sum_{i=0}^{\infty} \lambda^i \frac{\partial}{\partial x} [\mathbf{A}]_i(x, t), \quad \sum_{i=0}^{\infty} \lambda^i \frac{\partial^2}{\partial x^2} [\mathbf{A}]_i(x, t), \quad \sum_{i=0}^{\infty} \lambda^i \frac{\partial}{\partial t} [\mathbf{A}]_i(x, t) \quad (23)$$

uniformly converge over all λ, x, t . Similarly we prove that the corresponding power series for molecules of types B and C also uniformly converge.

Uniform convergence of the series given in equations (23) follows from Lemma 1 given below.

For a function $f_{\mathbf{A}}(x, t)$ defined for $x \in \mathbb{R}$ and $t \in [0, T]$, we define

$$\|f_{\mathbf{A}}\|_{\infty} = \sup_{x, t \in [0, T]} |f_{\mathbf{A}}(x, t)|, \quad \|f_{\mathbf{A}}(x, 0)\|_{\infty} = \sup_x |f_{\mathbf{A}}(x, 0)|, \quad \|f_{\mathbf{A}}(x, t)\|_1 = \int_0^T \int_x |f_{\mathbf{A}}(x, t)| dx dt.$$

Lemma 1. *Let*

$$\begin{aligned} M_0 &= \max\{T\|f_{\mathbf{A}}\|_{\infty}, T\|f_{\mathbf{B}}\|_{\infty}\}, \quad N_0 = \max\left\{T\left\|\frac{\partial f_{\mathbf{A}}}{\partial t}\right\|_{\infty} + \|f_{\mathbf{A}}(x, 0)\|_{\infty}, T\left\|\frac{\partial f_{\mathbf{B}}}{\partial t}\right\|_{\infty} + \|f_{\mathbf{B}}(x, 0)\|_{\infty}\right\}, \\ G_0 &= \max\left\{\sqrt{\frac{4T}{\pi D_{\mathbf{A}}}}\|f_{\mathbf{A}}\|_{\infty}, \sqrt{\frac{4T}{\pi D_{\mathbf{B}}}}\|f_{\mathbf{B}}\|_{\infty}\right\}, \quad H_0 = \max\left\{\sqrt{\frac{4T}{\pi D_{\mathbf{A}}}}\left\|\frac{\partial f_{\mathbf{A}}}{\partial x}\right\|_{\infty}, \sqrt{\frac{4T}{\pi D_{\mathbf{B}}}}\left\|\frac{\partial f_{\mathbf{B}}}{\partial x}\right\|_{\infty}\right\}, \\ \sigma &= \max\left\{\left\|\frac{\partial \phi_{\mathbf{A}}}{\partial x}\right\|_1, \left\|\frac{\partial \phi_{\mathbf{B}}}{\partial x}\right\|_1, \left\|\frac{\partial \phi_{\mathbf{C}}}{\partial x}\right\|_1\right\} = \sqrt{\frac{4T}{\pi \min\{D_{\mathbf{A}}, D_{\mathbf{B}}, D_{\mathbf{C}}\}}}. \end{aligned}$$

Then, for any $0 < \lambda < \frac{1}{T(12M_0 + 10\gamma)}$, we have the following equations for any $i \geq 1$

$$\begin{aligned} \lambda^i \|\mathbf{A}\|_i &\leq \frac{M_0}{2^i}, \quad \lambda^i \left\|\frac{\partial \mathbf{A}}{\partial t}\right\|_i \leq \frac{N_0}{3(2^i)}, \quad \lambda^i \left\|\frac{\partial \mathbf{A}}{\partial x}\right\|_i \leq \frac{\sigma M_0 i}{4T(2^i)}, \\ \lambda^i \left\|\frac{\partial^2 \mathbf{A}}{\partial x^2}\right\|_i &\leq \left(\frac{1}{2}\right)^i \left(\frac{\sigma(2M_0 + \gamma)G_0}{4T(M_0 + \gamma)} + \frac{\sigma^2(2M_0^2 + \gamma M_0)}{32T^2(M_0 + \gamma)} i(i-1)\right). \end{aligned}$$

Using this lemma and assuming $|\lambda| < \frac{1}{T(12M_0 + 10\gamma)}$ where M_0 is defined in Lemma 1, we obtain

$$\sum_{i=N}^{\infty} \lambda^i \|\mathbf{A}\|_i \leq \frac{M_0}{2^{N-1}}.$$

Since $M_0/(2^{N-1})$ is a universal upper bound that does not depend on (λ, x, t) , the power series $\sum_{i=0}^{\infty} \lambda^i [\mathbf{A}]_i(x, t)$ will uniformly converge. Proof of the convergence of the other power series given above is similar. It remains to prove Lemma 1.

Proof of Lemma 1: The proof is by induction on i . Suppose $M_i, i \geq 1$, is an upper bound on $\|[\mathbf{A}]_i\|_{\infty}$, $\|[\mathbf{B}]_i\|_{\infty}$, and $\|[\mathbf{C}]_i\|_{\infty}$ we have:

$$\begin{aligned} \|[\mathbf{A}]_i\|_{\infty} &= \|\phi_{\mathbf{A}} * ([\mathbf{A}]_{0:i-1} *^d [\mathbf{B}]_{0:i-1} - \gamma[\mathbf{C}]_{i-1})\|_{\infty} \leq \|\phi_{\mathbf{A}}\|_1 \left(\sum_{j=0}^{i-1} \|[\mathbf{A}]_j\|_{\infty} \|[\mathbf{B}]_{i-1-j}\|_{\infty} + \gamma \|[\mathbf{C}]_{i-1}\|_{\infty} \right) \\ &\leq T \left(\sum_{j=0}^{i-1} M_j M_{i-1-j} + \gamma M_{i-1} \right) \leq T \left(1 + \frac{\gamma}{M_0} \right) \sum_{j=0}^{i-1} M_j M_{i-1-j} \end{aligned}$$

A similar bound for $\|[\mathbf{B}]_i\|_{\infty}$ and $\|[\mathbf{C}]_i\|_{\infty}$ can be written. Thus, using induction we can set $M_i = T(1 + \frac{\gamma}{M_0}) \sum_{j=0}^{i-1} M_j M_{i-1-j}$. The solution of this recursive equation is given in the following form:

$$M_i = \left(T + \frac{\gamma T}{M_0} \right)^i M_0^{i+1} \mathcal{C}_i, \quad i \geq 0,$$

where \mathcal{C}_i is the Catalan number and has an explicit formula:

$$\mathcal{C}_i = \frac{(2i)!}{(i+1)!(i)!}.$$

Using the Sterling formula, we have $\mathcal{C}_i \leq 4^i$. Hence for $i \geq 0$ we obtain:

$$\lambda^i \max(\|[\mathbf{A}]_i\|_{\infty}, \|[\mathbf{B}]_i\|_{\infty}) \leq M_0 \left(\frac{4M_0 + 4\gamma}{12M_0 + 10\gamma} \right)^i \leq \frac{M_0}{2^i}.$$

Suppose N_i for $i \geq 1$ is an upper bound on $\|\frac{\partial[\mathbf{A}]_i}{\partial t}\|_{\infty}$, $\|\frac{\partial[\mathbf{B}]_i}{\partial t}\|_{\infty}$ and $\|\frac{\partial[\mathbf{C}]_i}{\partial t}\|_{\infty}$. We have:

$$\begin{aligned} \left\| \frac{\partial[\mathbf{A}]_i}{\partial t} \right\|_{\infty} &= \|\phi_{\mathbf{A}} * \frac{\partial}{\partial t} ([\mathbf{A}]_{0:i-1} *^d [\mathbf{B}]_{0:i-1} - \gamma[\mathbf{C}]_{i-1})\|_{\infty} \\ &\leq \|\phi_{\mathbf{A}}\|_1 \left(2 \sum_{j=0}^{i-1} \left\| \frac{\partial[\mathbf{A}]_j}{\partial t} \right\|_{\infty} \|[\mathbf{B}]_{i-1-j}\|_{\infty} + \gamma \left\| \frac{\partial[\mathbf{C}]_{i-1}}{\partial t} \right\|_{\infty} \right) \\ &\leq \left(2T + \frac{\gamma T}{M_0} \right) \sum_{j=0}^{i-1} N_j M_{i-1-j} \leq (2TM_0 + \gamma T) \sum_{j=0}^{i-1} N_j (4TM_0)^{i-1-j}. \end{aligned}$$

A similar equation can be written for $\|\frac{\partial[\mathbf{B}]_i}{\partial t}\|_\infty$ and $\|\frac{\partial[\mathbf{C}]_i}{\partial t}\|_\infty$. Thus, setting $N_i = (2TM_0 + \gamma T) \sum_{j=0}^{i-1} N_j (4TM_0)^{i-1-j}$ yields a valid upper bound on $\|\frac{\partial[\mathbf{A}]_i}{\partial t}\|_\infty, \|\frac{\partial[\mathbf{B}]_i}{\partial t}\|_\infty$ and $\|\frac{\partial[\mathbf{C}]_i}{\partial t}\|_\infty$ by induction. The solution of this recursive equation is as follows:

$$N_i = N_0 \left(\frac{2M_0 + \gamma}{6M_0 + 5\gamma} \right) (6TM_0 + 5T\gamma)^i, \quad i \geq 1.$$

For $0 < \lambda < \frac{1}{T(12M_0+10\gamma)}$, we obtain that

$$\lambda^i \max(\|\frac{\partial[\mathbf{A}]_i}{\partial t}\|_\infty, \|\frac{\partial[\mathbf{B}]_i}{\partial t}\|_\infty) \leq \frac{N_0}{3(2^i)}.$$

Next, we have

$$\begin{aligned} \|\frac{\partial[\mathbf{A}]_i}{\partial x}\|_\infty &= \|\frac{\partial\phi_{\mathbf{A}}}{\partial x} * ([\mathbf{A}]_{0:i-1} *^d [\mathbf{B}]_{0:i-1} - \gamma[\mathbf{C}]_{i-1})\|_\infty \\ &\leq \|\frac{\partial\phi_{\mathbf{A}}}{\partial x}\|_1 \left(\sum_{j=0}^{i-1} \|\mathbf{A}\|_j\|_\infty \|\mathbf{B}\|_{i-1-j}\|_\infty + \gamma\|\mathbf{C}\|_{i-1}\|_\infty \right) \leq \sigma \left(1 + \frac{\gamma}{M_0} \right) \sum_{j=0}^{i-1} M_j M_{i-1-j} \\ &\leq \frac{\sigma M_0}{4T} \sum_{j=0}^{i-1} (4T(M_0 + \gamma))^i \leq \frac{\sigma M_0}{4T} i (4T(M_0 + \gamma))^i, \end{aligned}$$

thus, $G_i = \frac{\sigma M_0}{4T} i (4T(M_0 + \gamma))^i$, for $i \geq 1$, serves as an upper bound on $\|\frac{\partial[\mathbf{A}]_i}{\partial x}\|_\infty$ (and by a similar argument $\|\frac{\partial[\mathbf{B}]_i}{\partial x}\|_\infty$ and $\|\frac{\partial[\mathbf{C}]_i}{\partial x}\|_\infty$).

Finally,

$$\begin{aligned} \|\frac{\partial^2[\mathbf{A}]_i}{\partial x^2}\|_\infty &= \|\frac{\partial\phi_{\mathbf{A}}}{\partial x} * (\frac{\partial}{\partial x} ([\mathbf{A}]_{0:i-1} *^d [\mathbf{B}]_{0:i-1} - \gamma[\mathbf{C}]_{i-1}))\|_\infty \\ &\leq \|\frac{\partial\phi_{\mathbf{A}}}{\partial x}\|_1 \left(2 \sum_{j=0}^{i-1} \|\frac{\partial[\mathbf{A}]_j}{\partial x}\|_\infty \|\mathbf{B}\|_{i-1-j}\|_\infty + \gamma \|\frac{\partial[\mathbf{C}]_{i-1}}{\partial x}\|_\infty \right) \leq \sigma \left(2 \sum_{j=0}^{i-1} G_j M_{i-1-j} + \gamma G_{i-1} \right) \\ &\leq \sigma \left(2 + \frac{\gamma}{M_0} \right) \sum_{j=0}^{i-1} G_j M_{i-1-j} = \sigma \left(2 + \frac{\gamma}{M_0} \right) (G_0 M_{i-1} + \sum_{j=1}^{i-1} G_j M_{i-1-j}) \\ &\leq \left(\frac{\sigma(2M_0 + \gamma)G_0}{4T(M_0 + \gamma)} + \frac{\sigma^2(2M_0^2 + \gamma M_0)}{32T^2(M_0 + \gamma)} i(i-1) \right) \times (4T(M_0 + \gamma))^i. \end{aligned}$$

Therefore, $H_i = \left(\frac{\sigma(2M_0 + \gamma)G_0}{4T(M_0 + \gamma)} + \frac{\sigma^2(2M_0^2 + \gamma M_0)}{32T^2(M_0 + \gamma)} i(i-1) \right) \times (4T(M_0 + \gamma))^i, i \geq 1$, is an upper bound on $\|\frac{\partial^2[\mathbf{A}]_i}{\partial x^2}\|_\infty$ (an on $\|\frac{\partial^2[\mathbf{B}]_i}{\partial x^2}\|_\infty$ and $\|\frac{\partial^2[\mathbf{C}]_i}{\partial x^2}\|_\infty$ by a similar argument). The proof is complete. ■

APPENDIX B

PROOF OF THEOREM 1

The zero order terms in the perturbation method satisfy

$$\frac{\partial[A]_0}{\partial t} = D_A \frac{\partial^2[A]_0}{\partial x^2} + f_A(x, t), \quad \frac{\partial[B]_0}{\partial t} = D_B \frac{\partial^2[B]_0}{\partial x^2} + f_B(x, t), \quad \frac{\partial[C]_0}{\partial t} = D_C \frac{\partial^2[C]_0}{\partial x^2},$$

$$[A]_0(x, 0) = g_A(x), \quad [B]_0(x, 0) = g_B(x), \quad [C]_0(x, 0) = g_C(x).$$

Setting $t = 0$ in above equations we have:

$$\frac{\partial[A]_0}{\partial t}(x, 0) = D_A \frac{\partial^2[A]_0(x, 0)}{\partial x^2} + f_A(x, 0) = D_A g_A''(x) + f_A(x, 0).$$

Thus,

$$[A]_0(x, t) = [A]_0(x, 0) + \frac{\partial[A]_0}{\partial t}(x, 0)t + o(t) = g_A(x) + tD_A g_A''(x) + tf_A(x, 0) + o(t).$$

For other terms in perturbation solution we have ($i \geq 1$):

$$\begin{aligned} \frac{\partial[A]_i}{\partial t} &= D_A \frac{\partial^2[A]_i}{\partial x^2} - [A]_{0:i-1} *^d [B]_{0:i-1} + \gamma[C]_{i-1}, & [A]_i(x, 0) &= 0, \\ \frac{\partial[B]_i}{\partial t} &= D_B \frac{\partial^2[B]_i}{\partial x^2} - [A]_{0:i-1} *^d [B]_{0:i-1} + \gamma[C]_{i-1}, & [B]_i(x, 0) &= 0, \\ \frac{\partial[C]_i}{\partial t} &= D_C \frac{\partial^2[C]_i}{\partial x^2} - [A]_{0:i-1} *^d [B]_{0:i-1} - \gamma[C]_{i-1}, & [C]_i(x, 0) &= 0. \end{aligned}$$

Setting $t = 0$ in above equations we obtain:

$$\begin{aligned} \frac{\partial[A]_1}{\partial t}(x, 0) &= -g_A(x)g_B(x) + \gamma g_C(x), \\ \frac{\partial[A]_i}{\partial t}(x, 0) &= 0, \quad i \geq 2. \end{aligned}$$

From the Taylor series expansion we have:

$$\begin{aligned} [A]_1(x, t) &= [A]_1(x, 0) + \frac{\partial[A]_1}{\partial t}(x, 0)t + o(t) = -tg_A(x)g_B(x) + t\gamma g_C(x) + o(t), \\ [A]_i(x, t) &= [A]_i(x, 0) + \frac{\partial[A]_i}{\partial t}(x, 0)t + \frac{\partial^2[A]_i}{\partial t^2}(x, 0)t^2 + o(t^2) = \mathcal{O}(t^2), \quad i \geq 2. \end{aligned}$$

Therefore the perturbation solution is as follows:

$$\begin{aligned} [\mathbf{A}]_{PER}(x, t) &= [\mathbf{A}]_0(x, t) + \lambda[\mathbf{A}]_1(x, t) + \sum_{i=2}^{\infty} \lambda^i [\mathbf{A}]_i(x, t) \\ &= g_{\mathbf{A}}(x) + tD_{\mathbf{A}}g_{\mathbf{A}}''(x) + tf_{\mathbf{A}}(x, 0) + \lambda(-tg_{\mathbf{A}}(x)g_{\mathbf{B}}(x) + t\gamma g_{\mathbf{C}}(x)) + o(t) + \mathcal{O}(t^2). \end{aligned}$$

Hence, $[\mathbf{A}]_{PER}(x, t) = [\mathbf{A}]_{FDM}(x, t) + \mathcal{O}(t^2)$.

APPENDIX C

POISSON HYPOTHESIS TESTING

In a Poisson hypothesis testing problem, we take a sample from a Poisson random variable X whose mean is either ρ_0 or ρ_1 .

$$\mathbf{H}_0 : X \sim \text{Poisson}(\rho_0),$$

$$\mathbf{H}_1 : X \sim \text{Poisson}(\rho_1).$$

Assuming that the two hypothesis \mathbf{H}_0 and \mathbf{H}_1 are equally likely, and $\rho_0 < \rho_1$. The MAP decision rule compares the observed X with threshold $\mathbb{T}_h = (\rho_1 - \rho_0)/(\log \rho_1 - \log \rho_0)$ and declares \mathbf{H}_0 if and only if $X < \mathbb{T}_h$. We denote the error probability of the MAP decision rule by $P_e(\rho_0, \rho_1)$:

$$P_e(\rho_0, \rho_1) = \frac{1}{2} \sum_{n \in \mathbb{Z}: n \geq \mathbb{T}_h}^{\infty} \frac{e^{-\rho_0} \rho_0^n}{n!} + \frac{1}{2} \sum_{n \in \mathbb{Z}: 0 \leq n < \mathbb{T}_h} \frac{e^{-\rho_1} \rho_1^n}{n!} = \frac{1}{2} - TV(\text{Poisson}(\rho_0), \text{Poisson}(\rho_1))$$

where $TV(\text{Poisson}(\rho_0), \text{Poisson}(\rho_1))$ is the total variation distance between the two Poisson distributions.

Lemma 2. Fix some ρ_0 . Then $P_e(\rho_0, \rho_1)$ is a decreasing continuous function of ρ_1 for $\rho_1 \geq \rho_0$.

Proof: The above statement is equivalent with $TV(\text{Poisson}(\rho_0), \text{Poisson}(\rho_1))$ being an increasing continuous function of ρ_1 for $\rho_1 \geq \rho_0$. When $\rho_1 = \rho_0$, the total variation distance is zero and as we increase ρ_1 , this distance increases. Since the distribution of $\text{Poisson}(\rho_1)$ varies continuously, the changes in the total variation distance is also continuous in ρ_1 . ■

APPENDIX D

SUPPORT LEMMA

Let \mathbb{P} be the space of all unnormalized probability distributions on the interval $[0, T]$ (i.e., nonnegative functions with finite nonzero integral). For a distribution $p(t) \in \mathbb{P}$ and a continuous function $f(t)$, we define

$$\mathbb{E}_p(f) = \int_0^T p(t)f(t)dt.$$

Lemma 3. *Take arbitrary continuous functions $f(t)$ and $f_i(t)$ for $i = 1, 2, \dots, n$, and an arbitrary unnormalized distribution $p \in \mathbb{P}$. Then, there is another discrete unnormalized distribution $q \in \mathbb{P}$ taking values in a set of size n , i.e., $q(t) = \sum_{i=1}^n a_i \delta(t - t_i)$ for some $a_i \geq 0$ and $t_i \in [0, T]$ such that*

$$\mathbb{E}_q(f) \leq \mathbb{E}_p(f) \tag{24}$$

and

$$\mathbb{E}_q(f_i) = \mathbb{E}_p(f_i), \quad \text{for } i = 1, \dots, n. \tag{25}$$

This lemma shows that by replacing p with q , we preserve the n linear constraints (25) and impose one linear inequality constraint (24). The support of q (the number of delta functions) is at most the number of constraints which is n .

Support lemmas of this type are commonly used in information theory, and follow from the Fenchel-Bunt's extension of the Caratheodory theorem. For completeness, we give an intuitive sketch of the proof. For simplicity assume that $p(t)$ is discrete but with support on an arbitrarily large set, i.e., $p(t) = \sum_{i=1}^N g_i \delta(t - \tilde{t}_i)$ for some large N , and $g_i \geq 0$, $\tilde{t}_i \in [0, T]$. Consider functions of the form

$$\tilde{q}(t) = \sum_{i=1}^N x_i \delta(t - \tilde{t}_i)$$

for some $x_1, \dots, x_N \geq 0$. Consider the set of (x_1, \dots, x_N) for which we have $\mathbb{E}_{\tilde{q}}(f_i) = \mathbb{E}_p(f_i)$, for $i = 1, \dots, n$. This imposes n linear constraints on (x_1, \dots, x_N) . These n linear constraints

along with the inequality constraints $x_1, \dots, x_N \geq 0$ define a polytope in the N dimensional region. This polytope is nonempty since $(x_1, \dots, x_N) = (g_1, \dots, g_N)$ belongs to this polytope. To enforce the inequality (24), let us minimize $\mathbb{E}_{\bar{q}}(f)$, which is a linear function in (x_1, \dots, x_N) over this polytope. The minimum of a linear function occurs at a vertex of the polytope. The key observation is that each vertex of the polytope has at most n nonzero entries, *i.e.*, if (x_1^*, \dots, x_N^*) is a vertex of the polytope, at most n entries of (x_1^*, \dots, x_N^*) are nonzero. This would imply the desired identification for $q(x)$. To see this, observe that since the polytope is in N dimensions, every vertex of the polytope lies at the intersection of N hyperplanes. The hyperplanes defining the polytope are the n linear constraints along with $x_1, \dots, x_N \geq 0$. Any vertex has to satisfy N of these equations with equality. Thus, the vertex needs to pick at least $N - n$ inequalities of the form $x_i \geq 0$ and satisfy them with equality. In other words, for any vertex, at least $N - n$ entries must be zero, meaning that the number of nonzero entries is at most n .

APPENDIX E

FURTHER EXAMPLES

A. Example 2: Reaction for Channel Amplification

The main example in Section II used chemical reaction as a means to produce molecules that are detected by the receiver. However, reaction may be used for other purposes as well. For instance, it may be used to enhance the channel between the transmitter and the receiver. This concept is considered in the example below.

Consider the following example with one transmitter and one receiver. The receiver can only measure the density of molecules of type A at its location. The transmitter is also able to release molecules of types A and B into the medium. Assume that there is an enzyme C in the medium (outside of our control) which reacts with molecules of type A. If the level of enzyme C is high, molecules of type A are mostly dissolved before reaching the receiver. To overcome this, the transmitter may release molecules of a different type B, which would also react with the enzyme

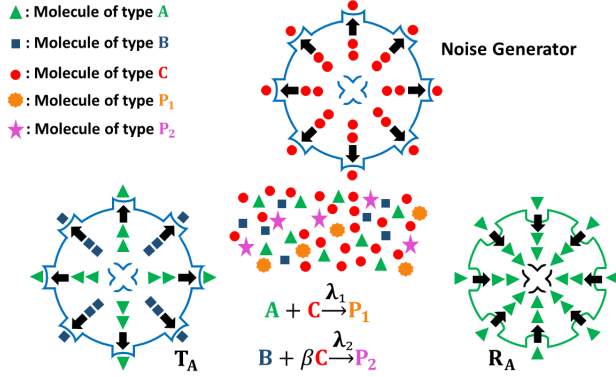


Fig. 15: MC system for Example 2.

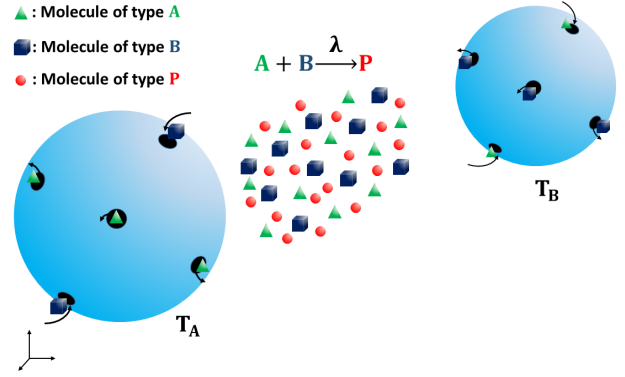


Fig. 16: MC system for Example 3.

C and thereby reduce the concentration of C in the medium. This “cleaning” of the medium from molecules of type C would enhance the channel from the transmitter to the receiver. More specifically, assume that the medium is governed by the following chemical reactions:



where P_1 and P_2 are some products which do not include molecules of type A, B or C. Here β is a natural number. As an example, A and B can be two different acids, and C is a base substance (which reacts with acids A and B). If B is a stronger acid than A, the coefficient β can be large, and release of B can be effective in canceling C from the medium.

In (26) and (27), let $\gamma = \lambda_2/\lambda_1$ be the ratio of the reaction rates. For simplicity of notation, set $\lambda_1 = \lambda$, $\lambda_2 = \gamma\lambda$. Assume that the reaction occurs in a two-dimensional medium. For our modeling purposes, suppose that the transmitter is located at the origin and the receiver is located at $(d, 0)$. There is also an independent source that releases molecule of type C in the medium with a known concentration $f_c(x, y, t)$ at time t . The source is assumed to be located at location r_0 . See Fig 15 for a depiction of this setting.

$$\frac{\partial[A]}{\partial t} = D_A \nabla^2 [A] - \lambda [A][C] + f_A(x, y, t), \quad (28)$$

$$\frac{\partial[C]}{\partial t} = D_C \nabla^2 [C] - \lambda ([A][C] + \gamma[B][C]^\beta) + f_C(x, y, t), \quad (29)$$

$$\frac{\partial[B]}{\partial t} = D_B \nabla^2 [B] - \gamma\lambda [B][C]^\beta + f_B(x, y, t), \quad (30)$$

where $f_A(x, y, t)$, $f_B(x, y, t)$ are input signals of the transmitter. The initial conditions for concentration of molecule of type A and type B are set to zero. For molecule of type C, the initial condition is $[C](x, y, 0) = \mathcal{I}_{\text{int}}(x, y)$. We assume that $\mathcal{I}_{\text{int}}(x, y)$ is completely known. We assume that the diffusion occurs in the entire \mathbb{R}^2 and do not assume any boundaries for the medium.

For the case of no reaction, $\lambda = 0$, the system of equations has a closed form solution. Consider a solution of the following form:

$$[A](x, y, t) = \sum_{i=0}^{\infty} \lambda^i [A]_i(x, y, t), \quad [C](x, y, t) = \sum_{i=0}^{\infty} \lambda^i [C]_i(x, y, t), \quad [B](x, y, t) = \sum_{i=0}^{\infty} \lambda^i [B]_i(x, y, t). \quad (31)$$

By substituting (31) in (28), (29), (30), and matching the coefficients of $\lambda^0, \lambda^1, \lambda^2$ on both side of equations, we obtain the following equations:

For particle A we have:

$$\frac{\partial[A]_0}{\partial t} = D_A \nabla^2 [A]_0 + f_A(x, y, t), \quad \frac{\partial[A]_1}{\partial t} = D_A \nabla^2 [A]_1 - [A]_0 [C]_0, \quad (32)$$

$$\frac{\partial[A]_2}{\partial t} = D_A \nabla^2 [A]_2 - ([A]_0 [C]_1 + [A]_1 [C]_0). \quad (33)$$

For molecule of type C we have:

$$\frac{\partial[C]_0}{\partial t} = D_C \nabla^2 [C]_0 + f_C(x, y, t), \quad \frac{\partial[C]_1}{\partial t} = D_C \nabla^2 [C]_1 - (\gamma[C]_0^\beta [B]_0 + [C]_0 [A]_0). \quad (34)$$

To impose the initial condition for concentration of molecule of type C, We set $[C]_0(x, y, 0) = \mathcal{I}_{\text{int}}(x, y)$ and for $i \geq 1$ we set $[C]_i(x, y, 0) = 0$.

For particle B we have:

$$\frac{\partial[B]_0}{\partial t} = D_B \nabla^2 [B]_0 + f_B(x, y, t). \quad (35)$$

Let $\phi_{\mathbf{A}}(x, y, t)$ be the impulse response of heat equation with $D_{\mathbf{A}}$,

$$\frac{\partial \phi_{\mathbf{A}}}{\partial t} = D_{\mathbf{A}} \nabla^2(\phi_{\mathbf{A}}) + \delta(x)\delta(y)\delta(t).$$

we have:

$$\phi_{\mathbf{A}}(x, y, t) = \frac{1}{4\pi D_{\mathbf{A}}t} \exp\left(-\frac{x^2 + y^2}{4D_{\mathbf{A}}t}\right), \quad t \geq 0.$$

Similarly, $\phi_{\mathbf{B}}(x, y, t)$ and $\phi_{\mathbf{C}}(x, y, t)$ are the impulse responses of the heat equations with diffusion coefficients $D_{\mathbf{B}}$ and $D_{\mathbf{C}}$ respectively. The solutions of (32),(33),(34), and (35) are:

$$[\mathbf{A}]_0 = \phi_{\mathbf{A}} * f_{\mathbf{A}}, \quad [\mathbf{C}]_0 = \phi_{\mathbf{C}} * (f_{\mathbf{C}} + D_{\mathbf{C}} \nabla^2 \mathcal{I}_{\text{int}}) + \mathcal{I}_{\text{int}}, \quad [\mathbf{B}]_0 = \phi_{\mathbf{B}} * f_{\mathbf{B}}, \quad (36)$$

$$[\mathbf{A}]_1 = -\phi_{\mathbf{A}} * ([\mathbf{A}]_0 [\mathbf{C}]_0), \quad [\mathbf{C}]_1 = -\phi_{\mathbf{C}} * (\gamma [\mathbf{B}]_0 [\mathbf{C}]_0^\beta + [\mathbf{C}]_0 [\mathbf{A}]_0), \quad (37)$$

$$[\mathbf{A}]_2 = -\phi_{\mathbf{A}} * ([\mathbf{A}]_0 [\mathbf{C}]_1 + [\mathbf{A}]_1 [\mathbf{C}]_0). \quad (38)$$

The density of molecule A is equal to:

$$[\mathbf{A}](x, y, t) = [\mathbf{A}]_0 + \lambda [\mathbf{A}]_1 + \lambda^2 [\mathbf{A}]_2 + \mathcal{O}(\lambda^3) \quad (39)$$

For low reaction rates, we can approximate (39) as follows:

$$[\mathbf{A}](x, y, t) \approx [\mathbf{A}]_0 + \lambda [\mathbf{A}]_1 + \lambda^2 [\mathbf{A}]_2(x, y, t)$$

Using the above model, we design a modulation scheme in Section E-B.

B. Modulation Design For Example 2

Consider a communication scenario consisting of a transmitter and a receiver. The transmitter releases molecules of type A and B into the medium to encodes a message $M_{\mathbf{A}} \in \{0, 1\}$. The concentration of the released molecules of type A is described by the input signal $f_{\mathbf{A}}^i(x, y, t) = a_i(t)\delta(x)\delta(y), 0 \leq t \leq T$ for $i = 0, 1$. In other words, the density of released molecules of type A at time t is $a_{M_{\mathbf{A}}}(t)$ if message $M_{\mathbf{A}}$ is transmitted for $t \in [0, T]$. Similarly, $f_{\mathbf{B}}(x, y, t) = b_{M_{\mathbf{A}}}(t)\delta(x)\delta(y)$ is the released concentration of molecules of type B where $b_0(t)$ and $b_1(t)$ are

two nonnegative waveforms for $t \in [0, T]$. The total amount of released molecules of type A, B during the transmission period T is assumed to be at most s_A, s_B respectively, *i.e.*,

$$\int_0^T a_i(t)dt \leq s_A, \quad \int_0^T b_i(t)dt \leq s_B \quad i = 0, 1. \quad (40)$$

Finally, we assume that molecules of type C are being continuously generated throughout the medium according to some function $f_C(x, y, t)$ for $x, y \in \mathbb{R}, t \in [0, T]$. The function $f_C(x, y, t)$ and the initial density $[C](x, y, 0)$ at time $t = 0$ are assumed to be completely known to the receiver and the transmitter.

Receiver samples the number of molecules of type A at $(x = 0, y = d, t = T)$. Similar to Example 1, receiver gets a number from a Poisson distribution with parameter $[A](0, d, T)$. As before, the probability of error is defined as

$$Pr(e) = Pr\{M_A \neq \hat{M}_A\},$$

where $\hat{M}_A \in \{0, 1\}$ is the receiver's decoded message bit. Similar to Example 1, we wish to minimize the error probability by choosing the best possible waveforms $a_i(t)$ and $b_j(t)$.

The following theorem states that in the low reaction rate regime (for the approximate reaction-diffusion equations when we consider first terms in the Taylor series expansion), one possible optimal waveforms $a_i(t)$ and $b_i(t)$ that achieve minimum probability of error are as follows:

Theorem 3. *For any given noise source $f_C(x, y, t)$, and any arbitrary initial condition $\mathcal{I}_{int}(x, y)$, one choice for optimal order one waveforms $a_i(t), b_i(t)$ are as follows:*

$$a_0(t) = 0, \quad a_1(t) = s_A \delta(t - t^{[a_1]}), \quad b_0(t) = 0, \quad b_1(t) = s_B \delta(t - t^{[b_1]}).$$

for some $t^{[a_1]}, t^{[b_1]} \in [0, T]$ which depend on $f_C(x, y, t)$, and $\mathcal{I}_{int}(x, y)$.

Proof: Substituting $f_A^i(x, t), f_B^i(x, t), i = 0, 1$ in (13)-(15), one obtains an explicit formula for the (first order approximation of the) concentration of molecules A in terms of the input

signals. In particular, the concentration $[A]$ at receiver's location at the sampling time T is as follows:

$$[A](d, 0, T) = [A]_0(d, 0, T) + \lambda[A]_1(d, 0, T) + \lambda^2[A]_2(d, 0, T).$$

Observe from (36), (37), and (38) that $[A]_0(x, y, t)$ and $[A]_1(x, y, t)$ are linear functions of $a_{M_A}(t)$ and do not depend on $b_{M_A}(t)$. However, $[A]_2(x, y, t)$ depends on both $a_{M_A}(t)$ and $b_{M_A}(t)$. It is a nonlinear function of $a_{M_A}(t)$. However, if we fix $a_{M_A}(t)$, $[A]_2(x, y, t)$ is a linear and positive function in $b_{M_A}(t)$.

Let

$$\rho = \begin{cases} \rho_0 = [A](d, 0, T) & \text{if } M_A = 0 \\ \rho_1 = [A](d, 0, T) & \text{if } M_A = 1. \end{cases}$$

Receiver is assumed to be transparent and due to the particle counting noise, it observes a sample from $\text{Poisson}(V\rho_{M_A})$ for some constant V . Since the effect of molecule B appears in λ^2 coefficient in the expansion $[A] = \sum_{i=0}^{\infty} \lambda^i [A]_i(x, y, t)$ (i.e., $[A]_2(d, 0, T)$), we find optimal waveform of order two for $b_{M_A}(t)$. For $a_{M_A}(t)$ we find optimal waveform of order one. According to Lemma 2 in Appendix C, the error probability is a decreasing function of $|\rho_1 - \rho_0|$, hence by minimizing ρ_0 and maximizing ρ_1 the optimal solution can be obtained. Since $\rho_0 \geq 0$, we set $a_0(t), b_0(t) = 0$ to minimize ρ_0 and we get $\rho_0 = 0$. Fix some $a_1(t)$, and let $b_1^{\text{opt}}(t)$ be a maximizer of ρ_1 . Since the expression for $\rho_1(a_1(t), b_1(t))$, up to its second order term, is linear in $b_1(t)$ for a fixed value of $a_1(t)$, according to Lemma 3 there is waveform of the form $b_1^*(t) = \hat{b}_1 \delta(t - t^{[b_1]})$ with a total power (40) less than or equal to the power of $b_1^{\text{opt}}(t)$ such that (up to the second order terms), we have $\rho_1(a_1(t), b_1^{\text{opt}}(t)) = \rho_1(a_1(t), b_1^*(t))$. In other words, replacing $b_1^{\text{opt}}(t)$ with $b_1^*(t)$ would not change the value of ρ_1 , or the error probability.

As $b_1^*(t) = \hat{b}_1 \delta(t - t^{[b_1]})$ has a total power constraint s_B , we obtain $b_1 \leq s_B$. Since $\rho_1(a_1(t), b_1^*(t))$ is an increasing function in \hat{b}_1 , we deduce that $\hat{b}_1 = s_B$ maximizes ρ_1 .

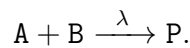
Next, in order to obtain the first order optimal waveform for $a_1(t)$, we recall that ρ_1 up to the first order is a linear function of only $a_1(t)$. According to Lemma 3 for any arbitrary $a_1(t)$ there

is some $a_1^*(t) = \hat{a}_1 \delta(t - t^{[a_1]})$ with a total power less than or equal to the power of $a_1(t)$ such that (up to order one terms) $\rho_1(a_1(t)) = \rho_1(a_1^*(t))$. Then, as above the power constraint implies that $\hat{a}_1 \leq s_A$. Since (up to order one terms), $\rho_1(a_1^*(t))$ is an increasing function with respect to \hat{a}_1 we deduce $\hat{a}_1 = s_A$. That completes the proof. ■

In order to determine parameters in the statement of Theorem 3 we need optimize over constants $t^{[a_1]}, t^{[b_1]}$. As an example, consider the values of system parameters as follows: $D_A[m^2/s] = 10^{-9}$, $D_B[m^2/s] = 1.1 \times 10^{-10}$, $D_C[m^2/s] = 10^{-10}$, $\lambda[molecules^{-1}.m^2.s^{-1}] = 10^{-22}$, $s_A = 5 \times 10^8$, $s_B = 2.4 \times 10^9$, $d_C[m] = 5 \times 10^{-5}(1, 1)$, $d_B[m] = 10^{-4}(1, 0)$, $T[s] = 10$, $\beta = 2$, $\gamma = 1$, $\mathcal{I}_{int}(x, y) = 0$, $f_C(x, y, t) = 4 \times 10^4 \delta(x - 5 \times 10^{-5}) \delta(y - 5 \times 10^{-5}) \delta(t)$, $V[m^2] = 2.5 \times 10^{-7}$. Simulation results yield the optimal values for $t^{[a_1]}, t^{[b_1]}$ as $t^{[a_1]} = 5.62$, $t^{[b_1]} = 0$. Also, when we vary $s_A \in [500, 5 \times 10^{11}]$ while we fix the other parameters, we observe that $t^{[b_1]}$ remains zero. In other words, it is best to release molecules of type B as soon as interfering molecules of type C are released. Moreover, the value of $t^{[a_1]}$ is almost constant as we vary s_A .

C. Example 3: Reaction for Two-way Communication

Finally, our third example considers two transceivers (who are able to both transmit and receive signals) in a three-dimensional setting. Consider two molecular transceivers T_1 and T_2 . The transceiver T_1 is able to release molecules of type A and receive molecules of type B. On the other hand, the transceiver T_2 is able to release molecules of type B and receive molecules of type A. If there is no reaction between A and B, we have two distinct directional channels between the two transceivers (e.g., one channel is formed by T_1 releasing molecules of type A and T_2 receiving them). However, if A reacts with B in the medium, the two channels become entangled. This would impact the transmission strategy of the two transceivers if they wish to establish a two-way communication channel, and send and receive messages at the same time. The chemical reaction would weaken both signals in this case. Assume that



The following equations describe the dynamic of the system:

$$\frac{\partial[A]}{\partial t} = D_A \nabla^2[A] - \lambda [A][B] + f_A(\vec{x}, t), \quad \frac{\partial[B]}{\partial t} = D_B \nabla^2[B] - \lambda [A][B] + f_B(\vec{x}, t),$$

where $f_A(\vec{x}, t)$, $f_B(\vec{x}, t)$ are input signals of the two transceivers. The initial conditions are set to zero, and we allow diffusion in the entire \mathbb{R}^3 with no boundaries. As before, for $\lambda = 0$ the system of equations is linear and analytically solvable. Consider a solution of the following form:

$$[A](\vec{x}, t) = \sum_{i=0}^{\infty} \lambda^i [A]_i(\vec{x}, t), \quad [B](\vec{x}, t) = \sum_{i=0}^{\infty} \lambda^i [B]_i(\vec{x}, t).$$

By matching the coefficients of λ^0, λ^1 on the both side of equations, we can find a solution for in low reaction rate regime. By matching the constant terms, we obtain

$$\frac{\partial[A]_0}{\partial t} = D_A \nabla^2[A]_0 + f_A(\vec{x}, t), \quad \frac{\partial[B]_0}{\partial t} = D_B \nabla^2[B]_0 + f_B(\vec{x}, t). \quad (41)$$

By matching the coefficients of λ , we get

$$\frac{\partial[A]_1}{\partial t} = D_A \nabla^2[A]_1 - [A]_0[B]_0, \quad \frac{\partial[B]_1}{\partial t} = D_B \nabla^2[B]_1 - [A]_0[B]_0. \quad (42)$$

The impulse response for heat equation is as follows:

$$\phi_A(\vec{x}, t) = \frac{1}{(4\pi D_A t)^{\frac{3}{2}}} \exp\left(-\frac{\|\vec{x}\|_2^2}{4D_A t}\right), \quad \vec{x} \in \mathbb{R}^3, t \geq 0.$$

The solution of (41), (42) are given in the following form.

$$[A]_0 = \phi * f_A, \quad [B]_0 = \phi * f_B, \quad [A]_1 = -\phi_A * ([A]_0[B]_0), \quad [B]_1 = -\phi_B * ([A]_0[B]_0). \quad (43)$$

This results in the following solution for low reaction rates:

$$[A](\vec{x}, t) = [A]_0(\vec{x}, t) + \lambda [A]_1(\vec{x}, t) + \mathcal{O}(\lambda^2), \quad [B](\vec{x}, t) = [B]_0(\vec{x}, t) + \lambda [B]_1(\vec{x}, t) + \mathcal{O}(\lambda^2). \quad (44)$$

Using these equations, we design a modulation scheme in Section E-D.

D. Design of Modulation For Example 3

Suppose transceivers T_A, T_B encode messages $M_A, M_B \in \{0, 1\}$ with input signals $f_A^i(\vec{x}, t) = a_i(t)\delta(\vec{x}), f_B^i(\vec{x}, t) = b_i(t)\delta(\vec{x} - \vec{d}_B)$, for $0 \leq t \leq T$ and $i = 0, 1$, where $\vec{d}_B = (d, 0, 0)$ is the location of T_B . In other words, transceiver T_A releases a concentration of $a_{M_A}(t)$ at origin, and transceiver T_B releases a concentration of $b_{M_B}(t)$ at its location \vec{d}_B . As before, we restrict the total amount of released molecules of types A and B during the transmission period T as follows:

$$\int_0^T a_i(t)dt \leq s_A, \quad \int_0^T b_j(t)dt \leq s_B \quad i = 0, 1. \quad (45)$$

Transceiver T_A samples the medium for molecules of type A at the end of the time slot at time $t = T$, and uses its observation to decode the message \hat{M}_B . Similarly, transceiver T_B decodes the message \hat{M}_A using its sample at time T . Four error probabilities could be considered in our problem: since transceiver T_B knows transmitted message M_B , for this transceiver we can consider error probabilities

$$J_1 := Pr(M_A \neq \hat{M}_A | M_B = 0), \quad J_2 := Pr(M_A \neq \hat{M}_A | M_B = 1)$$

Similarly, for transceiver T_A , we can consider

$$J_3 := Pr(M_B \neq \hat{M}_B | M_A = 0), \quad J_4 := Pr(M_B \neq \hat{M}_B | M_A = 1)$$

We would like to make J_1, J_2, J_3, J_4 as small as possible by choosing optimal waveforms $a_i(t)$ and $b_j(t)$. Since there is a tradeoff between minimizing J_1, J_2, J_3 and J_4 , we can choose a cost function $\mathcal{H} : [0, 1]^4 \rightarrow \mathbb{R}$ and minimize $\mathcal{H}(J_1, J_2, J_3, J_4)$. While we could choose any arbitrary cost function, for simplicity of exposition, we adopt $\mathcal{H}(J_1, J_2, J_3, J_4) = \sum_{i=1}^4 \omega_i \log(J_i)$ for some constants $\omega_i, i = 1, \dots, 4$. This particular choice for \mathcal{H} leads to very simple optimal waveforms $a_i(t)$ and $b_j(t)$ in the low reaction regime as shown in the following theorem (other choices for \mathcal{H} result in more delta terms in the optimal waveform).

Theorem 4. *One choice for optimal order one waveforms $a_i(t), b_i(t)$ is as follows:*

$$a_0(t) = 0, \quad a_1(t) = \hat{a}_1 \delta(t - t^{[a_1]}), \quad b_0(t) = 0, \quad b_1(t) = \hat{b}_1 \delta(t - t^{[b_1]}).$$

for some $\hat{a}_1, \hat{b}_1, t^{[a_1]}, t^{[b_1]}$.

Proof: By substituting $f_A^0(\vec{x}, t), f_A^1(\vec{x}, t), f_B^0(\vec{x}, t)$ and $f_B^1(\vec{x}, t)$ in (43), (44), the density of molecule A at \vec{d}_B and density of molecule B at $\vec{d}_A = \vec{0}$ have an explicit formula with respect to input signals. The concentration of molecule of type A at location of T_B at the sampling time T is $[A](\vec{d}_B, T) = \zeta_1 - \zeta_2$, where:

$$\zeta_1 = \int_0^T \phi_A(\vec{d}_B, T - t') a_{M_A}(t') dt',$$

and

$$\begin{aligned} \zeta_2 = \lambda \int_0^T \int_{\mathbb{R}^3} \int_0^{t'} \int_0^{t'} \phi_A(\vec{d}_B - \vec{x}', T - t') \phi_A(\vec{x}', t' - t_1) \phi_B(\vec{x}' - \vec{d}_B, t' - t_2) \\ a_{M_A}(t_1) b_{M_B}(t_2) dt_1 dt_2 d\vec{x}' dt'. \end{aligned}$$

A similar expression holds for the concentration of molecule $[B]$ at the location of T_A at sampling time T (by simply swapping $A \rightleftharpoons B$ in the above formula). Observe that $[A](\vec{d}_B, T)$ and $[B](\vec{0}, T)$ are bilinear functions with respect to input signals.

Let $\rho_{m_B=0}^A$ be the concentration of molecules of type A at transceiver B if $m_B = 0$. Similarly, we define $\rho_{m_B=1}^A$. Also, $\rho_{m_A=1}^B$ denotes the concentration of molecules of type B at transceiver A if $m_A = 1$, etc.

Transceivers are assumed to be transparent. Due to the counting noise transceiver A observes a sample from $\text{Poisson}(V \rho_{m_B}^A)$ for some constant V . A similar statement holds for transceiver B.

According to Lemma 2 error probabilities J_1, J_2, J_3, J_4 are decreasing functions of $|\rho_{01}^B - \rho_{00}^B|, |\rho_{11}^B - \rho_{10}^B|, |\rho_{01}^A - \rho_{00}^A|, |\rho_{11}^A - \rho_{10}^A|$ respectively. By minimizing non negative numbers $\rho_{00}^B, \rho_{10}^B, \rho_{00}^A, \rho_{10}^A$ the probabilities reduce. We set $a_0(t), b_0(t) = 0$ to achieve $(\rho_{00}^B, \rho_{10}^B, \rho_{00}^A, \rho_{10}^A) = (0, 0, 0, 0)$. To obtain $a_1(t), b_1(t)$, we consider cost function $\mathcal{H}(J_1, J_2, J_3, J_4) = \sum_{i=1}^4 \omega_i \log(J_i)$ for some

constants $\omega_i, i = 1, \dots, 4$. The expression for $\mathcal{H}(J_1, J_2, J_3, J_4)$ becomes a bilinear function of $a_1(t), b_1(t)$ since

$$\begin{aligned} \mathcal{H}(J_1, J_2, J_3, J_4) = & -\omega_1 \zeta_1(\vec{d}_B, a_1) - \omega_2 \zeta_2(\vec{d}_B, a_1, b_1) - \omega_3 \zeta_1(\vec{d}_A, b_1) - \omega_4 \zeta_2(\vec{d}_A, a_1, b_1) \\ & - \sum_{i=1}^4 \omega_i \log(2). \end{aligned}$$

Fix some $b_1(t)$ and let $a_1^{\text{opt}}(t)$ be maximizer of \mathcal{H} , according to Lemma 3 there is a waveform of the form $a_1^*(t) = \hat{a}_1 \delta(t - t^{[a_1]})$ with a total power (45) less than or equal to $a_1^{\text{opt}}(t)$ such that it does not affect the value of \mathcal{H} , i.e., $\mathcal{H}(a_1^{\text{opt}}(t), b_1(t)) = \mathcal{H}(a_1^*(t), b_1(t))$. As $a_1^*(t) = \hat{a}_1 \delta(t - t^{[a_1]})$ has a total power constraint s_A , we obtain $\hat{a}_1 \leq s_A$. Hence $a_1^{\text{opt}}(t) = \hat{a}_1 \delta(t - t^{[a_1]})$. By similar argument we can deduce that the one choice for optimal waveform $b_1(t)$ is $b_1^*(t) = \hat{b}_1 \delta(t - t^{[b_1]})$ for some constant $\hat{b}_1 \leq s_B, t^{[b_1]} \leq T$. That completes the proof. ■

In order to determine parameters in the statement of Theorem 4 we need optimize over constants $\hat{a}_1, \hat{b}_1, t^{[a_1]}, t^{[b_1]}$. As an example, consider the values of system parameters as follows: $D_A[m^2/s] = 10^{-9}, D_B[m^2/s] = 1.1 \times 10^{-10}, \lambda[molecules^{-1}.m^3.s^{-1}] = 10^{-30}, s_A = 5 \times 10^8, s_B = 2.4 \times 10^9, d_B[m] = 10^{-4}(1, 0, 0), T[s] = 10, V[m^3] = 2.5 \times 10^{-14}$. Simulation results yield the optimal values for $\hat{a}_1, \hat{b}_1, t^{[a_1]}, t^{[b_1]}$ as $\hat{a}_1 = 2 \times 10^8, \hat{b}_1 = 2.4 \times 10^9, t^{[a_1]} = 0$, and $t^{[b_1]} = 0$.

REFERENCES

- [1] M. Pierobon and I. F. Akyildiz, "A physical end-to-end model for molecular communication in nanonetworks," *IEEE Journal on Selected Areas in Communications*, vol. 28, no. 4, pp. 602–611, 2010.
- [2] T. Nakano, M. J. Moore, F. Wei, A. V. Vasilakos, and J. Shuai, "Molecular communication and networking: Opportunities and challenges," *IEEE transactions on nanobioscience*, vol. 11, no. 2, pp. 135–148, 2012.
- [3] W. Guo, C. Mias, N. Farsad, and J.-L. Wu, "Molecular versus electromagnetic wave propagation loss in macro-scale environments," *IEEE Transactions on Molecular, Biological and Multi-Scale Communications*, vol. 1, no. 1, pp. 18–25, 2015.
- [4] L. Felicetti, M. Femminella, G. Reali, and P. Liò, "Applications of molecular communications to medicine: A survey," *Nano Communication Networks*, vol. 7, pp. 27–45, 2016.
- [5] M. S. Kuran, H. B. Yilmaz, T. Tugcu, and I. F. Akyildiz, "Modulation techniques for communication via diffusion in nanonetworks," in *2011 IEEE international conference on communications (ICC)*. IEEE, 2011, pp. 1–5.

- [6] H. Arjmandi, A. Gohari, M. N. Kenari, and F. Bateni, "Diffusion-based nanonetworking: A new modulation technique and performance analysis," *IEEE Communications Letters*, vol. 17, no. 4, pp. 645–648, 2013.
- [7] K. V. Srinivas, A. W. Eckford, and R. S. Adve, "Molecular communication in fluid media: The additive inverse gaussian noise channel," *IEEE transactions on information theory*, vol. 58, no. 7, pp. 4678–4692, 2012.
- [8] N. Farsad, H. B. Yilmaz, A. Eckford, C.-B. Chae, and W. Guo, "A comprehensive survey of recent advancements in molecular communication," *IEEE Communications Surveys & Tutorials*, vol. 18, no. 3, pp. 1887–1919, 2016.
- [9] A. Gohari, M. Mirmohseni, and M. Nasiri-Kenari, "Information theory of molecular communication: Directions and challenges," *IEEE Transactions on Molecular, Biological and Multi-Scale Communications*, vol. 2, no. 2, pp. 120–142, 2016.
- [10] A. Einolghozati, M. Sardari, and F. Fekri, "Collective sensing-capacity of bacteria populations," in *2012 IEEE International Symposium on Information Theory Proceedings*. IEEE, 2012, pp. 2959–2963.
- [11] A. Noel, K. C. Cheung, and R. Schober, "Improving receiver performance of diffusive molecular communication with enzymes," *IEEE Transactions on NanoBioscience*, vol. 13, no. 1, pp. 31–43, 2014.
- [12] V. Jamali, N. Farsad, R. Schober, and A. Goldsmith, "Diffusive molecular communications with reactive molecules: Channel modeling and signal design," *IEEE Transactions on Molecular, Biological and Multi-Scale Communications*, vol. 4, no. 3, pp. 171–188, 2018.
- [13] L. Debnath, *Nonlinear partial differential equations for scientists and engineers*. Springer Science & Business Media, 2011.
- [14] H. Awan and C. T. Chou, "Improving the capacity of molecular communication using enzymatic reaction cycles," *IEEE transactions on nanobioscience*, vol. 16, no. 8, pp. 744–754, 2017.
- [15] L. C. Evans, *Partial differential equations*. American Mathematical Soc., 2010, vol. 19.
- [16] S. Liao, *Beyond perturbation: introduction to the homotopy analysis method*. CRC press, 2003.
- [17] —, *Homotopy analysis method in nonlinear differential equations*. Springer, 2012.
- [18] S. Mazumder, *Numerical methods for partial differential equations: finite difference and finite volume methods*. Academic Press, 2015.
- [19] M. Pagitsas, "A perturbation theory for the calculation of the average survival time of diffusion influenced chemical reactions," *The Journal of chemical physics*, vol. 96, no. 11, pp. 8497–8502, 1992.
- [20] M. Kryvohuz and S. Mukamel, "Nonlinear response theory in chemical kinetics," *The Journal of chemical physics*, vol. 140, no. 3, p. 034111, 2014.
- [21] D. Bi, Y. Deng, M. Pierobon, and A. Nallanathan, "Chemical reactions-based microfluidic transmitter and receiver for molecular communication," *arXiv preprint arXiv:1908.03441*, 2019.
- [22] C. T. Chou, "Impact of receiver reaction mechanisms on the performance of molecular communication networks," *IEEE Transactions on Nanotechnology*, vol. 14, no. 2, pp. 304–317, 2015.

- [23] P. J. Thomas and A. W. Eckford, "Capacity of a simple intercellular signal transduction channel," *IEEE Transactions on information Theory*, vol. 62, no. 12, pp. 7358–7382, 2016.
- [24] M. Pierobon and I. F. Akyildiz, "Noise analysis in ligand-binding reception for molecular communication in nanonetworks," *IEEE Transactions on Signal Processing*, vol. 59, no. 9, pp. 4168–4182, 2011.
- [25] Q. Liu and K. Yang, "Channel capacity analysis of a diffusion-based molecular communication system with ligand receptors," *International Journal of Communication Systems*, vol. 28, no. 8, pp. 1508–1520, 2015.
- [26] G. Aminian, M. Farahnak-Ghazani, M. Mirmohseni, M. Nasiri-Kenari, and F. Fekri, "On the capacity of point-to-point and multiple-access molecular communications with ligand-receptors," *IEEE Transactions on Molecular, Biological and Multi-Scale Communications*, vol. 1, no. 4, pp. 331–346, 2015.
- [27] M. Kuscü and O. B. Akan, "Modeling convection-diffusion-reaction systems for microfluidic molecular communications with surface-based receivers in internet of bio-nano things," *PloS one*, vol. 13, no. 2, 2018.
- [28] A. Ahmadzadeh, H. Arjmandi, A. Burkovski, and R. Schober, "Comprehensive reactive receiver modeling for diffusive molecular communication systems: Reversible binding, molecule degradation, and finite number of receptors," *IEEE transactions on nanobioscience*, vol. 15, no. 7, pp. 713–727, 2016.
- [29] C. T. Chou, "Impact of receiver reaction mechanisms on the performance of molecular communication networks," *IEEE Transactions on Nanotechnology*, vol. 14, no. 2, pp. 304–317, 2015.
- [30] —, "Molecular communication networks with general molecular circuit receivers," in *Proceedings of ACM The First Annual International Conference on Nanoscale Computing and Communication*, 2014, pp. 1–9.
- [31] A. Noel, K. C. Cheung, and R. Schober, "Improving receiver performance of diffusive molecular communication with enzymes," *IEEE Transactions on NanoBioscience*, vol. 13, no. 1, pp. 31–43, 2014.
- [32] Y. J. Cho, H. B. Yilmaz, W. Guo, and C.-B. Chae, "Effective enzyme deployment for degradation of interference molecules in molecular communication," in *2017 IEEE Wireless Communications and Networking Conference (WCNC)*, pp. 1–6.
- [33] T. Nakano and J. Shuai, "Repeater design and modeling for molecular communication networks," in *2011 IEEE conference on computer communications workshops (INFOCOM WKSHPS)*. IEEE, 2011, pp. 501–506.
- [34] T. Nakano, T. Suda, and M. J. Moore, "Molecular communication through biological pattern formation," in *2015 IEEE Global Communications Conference (GLOBECOM)*. IEEE, 2015, pp. 1–7.
- [35] N. Farsad and A. Goldsmith, "A molecular communication system using acids, bases and hydrogen ions," in *2016 IEEE 17th International Workshop on Signal Processing Advances in Wireless Communications (SPAWC)*, pp. 1–6.
- [36] S. Wang, W. Guo, and M. D. McDonnell, "Transmit pulse shaping for molecular communications," in *2014 IEEE Conference on Computer Communications Workshops (INFOCOM WKSHPS)*. IEEE, 2014, pp. 209–210.
- [37] R. Mosayebi, A. Gohari, M. Mirmohseni, and M. Nasiri-Kenari, "Type-based sign modulation and its application for isi mitigation in molecular communication," *IEEE Transactions on Communications*, vol. 66, no. 1, pp. 180–193, 2017.
- [38] M. Farahnak-Ghazani, G. Aminian, M. Mirmohseni, A. Gohari, and M. Nasiri-Kenari, "On medium chemical reaction in

- diffusion-based molecular communication: A two-way relaying example,” *IEEE Transactions on Communications*, vol. 67, no. 2, pp. 1117–1132, 2018.
- [39] V. Jamali, N. Farsad, R. Schober, and A. Goldsmith, “Diffusive molecular communications with reactive molecules: Channel modeling and signal design,” *IEEE Transactions on Molecular, Biological and Multi-Scale Communications*, vol. 4, no. 3, pp. 171–188, 2018.
- [40] T. N. Cao, V. Jamali, W. Wicke, P. L. Yeoh, N. Zlatanov, J. S. Evans, and R. Schober, “Chemical reactions-based detection mechanism for molecular communications,” *arXiv preprint arXiv:1911.04586*, 2019.
- [41] N. Farsad, D. Pan, and A. Goldsmith, “A novel experimental platform for in-vessel multi-chemical molecular communications,” in *GLOBECOM 2017-2017 IEEE Global Communications Conference*. IEEE, 2017, pp. 1–6.
- [42] H. Arjmandi, M. Zoofaghari, and A. Noel, “Diffusive molecular communication in a biological spherical environment with partially absorbing boundary,” *IEEE Transactions on Communications*, vol. 67, no. 10, pp. 6858–6867, 2019.
- [43] D. Bi, Y. Deng, M. Pierobon, and A. Nallanathan, “Chemical reactions-based microfluidic transmitter and receiver for molecular communication,” *arXiv preprint arXiv:1908.03441*, 2019.
- [44] R. Chang, *Physical chemistry for the biosciences*. University Science Books, 2005.