

Provably Good Solutions to the Knapsack Problem via Neural Networks of Bounded Size

Christoph Hertrich ^{*} Martin Skutella [†]

Abstract

In view of the undisputed success of neural networks and due to the remarkable recent improvements in their ability to solve a huge variety of practical problems, the development of a satisfying and rigorous mathematical understanding of their performance is one of the main challenges in the field of learning theory. Against this background, we study the expressive power of neural networks through the example of the classical NP-hard Knapsack Problem.

Our main contribution is a class of recurrent neural networks (RNNs) with rectified linear units that are iteratively applied to each item of a Knapsack instance and thereby compute optimal or provably good solution values. In order to find optimum Knapsack solutions, an RNN of depth four and width depending quadratically on the profit of an optimum Knapsack solution is sufficient. We also prove the following tradeoff between the size of an RNN and the quality of the computed Knapsack solution: For Knapsack instances consisting of n items, an RNN of depth five and width w computes a solution of value at least $1 - \mathcal{O}(n^2/\sqrt{w})$ times the optimum solution value. Our results build upon a dynamic programming formulation of the Knapsack Problem as well as a careful rounding of profit values that is also at the core of the well-known fully polynomial-time approximation scheme for the Knapsack Problem. Finally, we point out that similar results can be achieved for other optimization problems that can be solved by dynamic programming, such as, e.g., various Shortest Path Problems and the Longest Common Subsequence Problem.

Keywords: Neural Network; Expressive Power; Knapsack Problem; Dynamic Programming

1 Introduction

Deep learning and neural networks are at the heart of some of the greatest advances in modern computer science. They enable huge breakthroughs in applications like computer vision, translation, speech recognition, and autonomous driving, to name just a few; see, e.g., LeCun et al. [2015].

^{*}Institute of Mathematics, Technische Universität Berlin, hertrich@math.tu-berlin.de
Christoph Hertrich is supported by DFG-GRK 2434 Facets of Complexity.

[†]Institute of Mathematics, Technische Universität Berlin, martin.skutella@tu-berlin.de

The goal of this paper is to contribute to a better understanding of neural networks and their tremendous success in solving complex problems from many different application areas. While numerous computational studies present impressive empirical proof of neural networks’ computational power, we are still far away from a more rigorous theoretical explanation of these observations. In this paper we present a class of carefully constructed neural networks that find solutions of provable quality to the classical Knapsack Problem. We argue that similar results can be obtained for various Shortest Path Problems and the Longest Common Subsequence Problem.

The Knapsack Problem. The Knapsack Problem constitutes one of the oldest and most studied problems in Combinatorial Optimization (CO). An instance of the Knapsack Problem consists of n items $1, 2, \dots, n$, where each item $i \in [n]$ comes with a given profit $p_i \in \mathbb{N}$ and size $s_i \in]0, 1]$, together with a knapsack that can hold any subset $M \subseteq [n]$ of items of total size $\sum_{i \in M} s_i$ at most 1. The task is to find such a subset $M \subseteq [n]$ that maximizes the total profit $\sum_{i \in M} p_i$. Here and in the following, we use $\mathbb{N} := \{1, 2, 3, \dots\}$ to denote the natural numbers (without zero), and for every $k \in \mathbb{N}$, we let $[k] := \{1, 2, \dots, k\}$.

The Knapsack Problem is one of Karp’s 21 NP-complete problems [Karp, 1972] and has numerous applications in a wide variety of fields, ranging from production and transportation, over finance and investment to network security and cryptography. It often appears as a subproblem at the core of more complex problems; see, e.g., Martello and Toth [1990], Kellerer et al. [2004]. This fact substantiates the Knapsack Problem’s prominent importance as one of the key problems in CO. In particular, the Knapsack Problem is frequently being used as a testbed for measuring the progress of various exact and heuristic solution approaches and computational methods such as, e.g., integer programming, constraint programming, or evolutionary algorithms. In integer programming, for example, the Knapsack Problem and so-called ‘Knapsack Inequalities’ play a central role, both with respect to theory as well as in the development of modern computational methods; see, e.g., Bertsimas and Weismantel [2005], Fischetti and Lodi [2010]. The Knapsack Problem is therefore a natural and important object of study in order to advance our theoretical understanding of neural networks and get closer to a rigorous explanation of their stunning success in so many applications, including, in particular, miscellaneous optimization problems.

Related work. The idea of using neural networks (NNs) to solve CO problems became popular with the work of Hopfield and Tank [1985]. The networks of Hopfield Type used in these times are special versions of recurrent neural networks (RNNs) that find solutions to optimization problems by converging towards a minimum of an energy function. Smith [1999] reviews this early stream of research. While most authors mainly focus on the Traveling Salesperson Problem (TSP), Ohlsson et al. [1993] study a so-called mean field neural network for (generalizations of) the Knapsack Problem and perform a computational study to obtain empirical results on the solution quality.

While there has been less research at the intersection of CO and NNs in the 2000s, modern advances in the area of deep learning have boosted the interest in this direction again. Bengio et al. [2018] review these developments from a practical perspective. Common applications include speeding up solvers of mixed-integer linear programs, for instance, by automatically learning on which variable to branch in branch-and-bound algorithms; see Lodi and Zarpellon [2017] for a survey. NNs have also been applied to several specific CO problems, where the TSP is often one of them [Vinyals et al., 2015, Bello et al., 2016, Khalil et al., 2017, Nowak et al., 2017, Emami and Ranka, 2018, Kool et al., 2019]. The different methods used by these authors include feedforward and recurrent neural networks, reinforcement learning, attention mechanisms, pointer networks, graph embeddings, and graph neural networks. For example, Bello et al. [2016] utilize an RNN trained by reinforcement learning and demonstrate the effectiveness of their approach for the TSP and the Knapsack Problem by a computational study. Machine learning has also been applied to modeling aspects of CO, as reviewed by Lombardi and Milano [2018].

The recent success of deep neural networks has also triggered a lot of research on their expressivity. As we do in this paper, many authors focus on the simple but practically powerful model of feedforward NNs with activations in the form of rectified linear units (ReLU). Within the past decade, such ReLU NNs have been established as a standard model in Machine Learning since Glorot et al. [2011] corroborated their empirical success. It has been shown that ReLU NNs can compute any continuous piecewise linear function [Goodfellow et al., 2013, Arora et al., 2018]. This implies universal approximation properties. A large variety of results has been achieved in the context of depth vs. width tradeoffs [Telgarsky, 2015, Eldan and Shamir, 2016, Telgarsky, 2016, Hanin and Sellke, 2017, Liang and Srikant, 2017, Safran and Shamir, 2017, Yarotsky, 2017, Arora et al., 2018, Nguyen et al., 2018, Hanin, 2019]. Closely related are investigations concerning the number and structure of linear regions that NNs with certain size and depth may have [Montufar et al., 2014, Pascanu et al., 2014, Raghu et al., 2017, Hanin and Rolnick, 2019]. Serra et al. [2018] use mixed-integer programming for precisely counting the number of such regions. Mukherjee and Basu [2017] prove size lower bounds to represent Boolean functions with NNs of limited depth.

Our contribution. We show that a class of feedforward ReLU NNs of bounded size can compute provably good solutions to the NP-hard Knapsack Problem. To this end, we first present such an NN of depth $\mathcal{O}(n)$ and width $\mathcal{O}((p^*)^2)$ that always finds the exact value of an optimum Knapsack solution. Here p^* is an a priori known upper bound on the value of an optimum solution. More precisely, the optimum solution value is found by iteratively applying an RNN of depth four and width $\mathcal{O}((p^*)^2)$ to the n items of a Knapsack instance. Since p^* can, e.g., be chosen as $\sum_{i=1}^n p_i$, the RNN’s width is pseudo-polynomially bounded in the input size of the Knapsack instance. Due to the NP-hardness of the Knapsack Problem, there is no polynomial-size NN that always finds the optimum solution value, unless $P = NP$.

Next we prove that the width of the networks can be drastically decreased

while still obtaining solution values of provable quality. To this effect, we construct an RNN of depth five and fixed width w . Iteratively applying this RNN to the n items of a Knapsack instance always produces a solution value of at least $1 - \mathcal{O}(n^2/\sqrt{w})$ times the optimum solution value. In particular, an ε -approximate solution value can be guaranteed by choosing width $w \in \mathcal{O}(n^4/\varepsilon^2)$. To the best of our knowledge, our results establish the first rigorous tradeoff between the size of neural networks and their solution quality for CO problems.

The idea behind the construction of these NNs is to mimic the well-known dynamic program for the Knapsack Problem. More precisely, the output neurons of the RNN can be seen as elements of the dynamic programming state space while the hidden neurons and the network itself somehow implement the recursive dynamic programming formula. Here, the main technical difficulty is to always filter out the correct entries of the previous state space (input neurons) needed in the recursive formula. In addition, the NNs of fixed width rely on a subtle variant of the rounding procedure for the profit values that turns the pseudo-polynomial dynamic program into a fully polynomial-time approximation scheme for the Knapsack Problem.

Building on the insight that the dynamic program for the Knapsack Problem paves the way towards its solution by NNs, we establish similar results for other problems in Combinatorial Optimization. This includes the Longest Common Subsequence Problem, the Single-Source Shortest Path Problem, the All-Pairs Shortest Path Problem, as well as the Constrained Shortest Path Problem. The latter problem is NP-hard and one can show similar results on the tradeoff between the size of neural networks and their solution quality.

Outline. In Section 2 we introduce some notation and definitions related to neural networks and describe a classical dynamic program for the Knapsack Problem. Our implementation of this dynamic program in a recurrent neural network is given in Section 3. Subsequently, in Section 4, we present neural networks of reduced width and our results on the tradeoff between their size and solution quality. Our results for other CO problems are discussed in Section 5. We conclude in Section 6 with a short discussion of future research directions. Due to length constraints, more detailed descriptions and proofs have been moved to the appendix.

2 Preliminaries

Neural networks with rectified linear units. We use definitions and notations similar to Shalev-Shwartz and Ben-David [2014, Chapter 20]. A *feed-forward neural network with rectified linear units*, abbreviated by ReLU NN, or simply NN, is a finite directed acyclic graph (V, E) , equipped with arc weights $w_{uv} \in \mathbb{R}$, for each $(u, v) \in E$, and node biases $b_v \in \mathbb{R}$, for each node $v \in V \setminus V_0$. Here, V_0 is the set of nodes with in-degree zero. The nodes in V are called *neurons*. The *depth* k is the length of a longest path in the graph. In the following we suppose that neurons are grouped into *layers* $V = V_0 \cup V_1 \cup \dots \cup V_k$ such

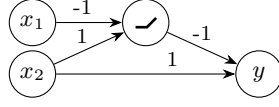


Figure 1: A neural network consisting of two input neurons, labeled x_1 and x_2 , one hidden neuron, labeled with the shape of the rectifier function, and one output neuron, labeled y . The arcs are labeled with their weights and all biases are zero. The network has depth 2, width 1, and size 1. It finds the minimum of two input neurons, that is, it computes the following function: $x \mapsto y = x_2 - \max\{0, x_2 - x_1\} = -\max\{-x_2, -x_1\} = \min\{x_1, x_2\}$.

that the layer index strictly increases along each arc.¹ Further, we assume that V_0 and V_k are precisely the sets of neurons with in-degree and out-degree zero, respectively. Consequently, they are called *input neurons* and *output neurons*, respectively. Neurons in $V \setminus (V_0 \cup V_k)$ are called *hidden neurons*. Let $n_l = |V_l|$ be the number of neurons in the l -th layer. The *width* and *size* of the NN are defined to be $\max\{n_1, \dots, n_{k-1}\}$ and $\sum_{l=1}^{k-1} n_l$, respectively.

Every NN computes a function $\mathbb{R}^{n_0} \rightarrow \mathbb{R}^{n_k}$ as follows. Given an input vector $x \in \mathbb{R}^{n_0}$, we associate an activation $a(v)$ with every neuron $v \in V \setminus V_0$ and an output $o(v)$ with every neuron $v \in V \setminus V_k$. First, the output values $o(v)$, $v \in V_0$, of the n_0 input neurons are set to the n_0 components of the input vector x . Second, the activation of each neuron $v \in V \setminus V_0$ is the weighted sum of the outputs of all its predecessors plus its bias, that is, $a(v) = b_v + \sum_{u: (u,v) \in E} w_{uv} o(u)$. Third, for each hidden neuron $v \in V \setminus (V_0 \cup V_k)$, the output is determined by $o(v) = \sigma(a(v))$, where σ is the so-called *activation function*. In this paper σ is always the *rectifier function* $\sigma(z) = \max\{0, z\}$. Neurons having this activation function are called *rectified linear units* (ReLUs). Finally, the output vector $y \in \mathbb{R}^{n_k}$ consists of the n_k activation values $a(v)$, $v \in V_k$, of the n_k output neurons. We provide an example in Figure 1, which will also be used as a subnetwork in later sections.

One major drawback of feedforward NNs is their fixed input size. A common way of handling a sequential input of arbitrary length is to use recurrent neural networks (RNNs). Essentially, an RNN is a feedforward NN that is used repeatedly for every piece of the input sequence and maintains a hidden state by passing (part of) its output in each step as an additional input to the next step. This type of NNs has become very popular, e.g., for tasks in language or speech processing.

Solving the Knapsack Problem by dynamic programming. We outline a classical pseudo-polynomial dynamic programming formulation for the Knapsack Problem. Let p^* be an upper bound on the optimum solution value, e.g.,

¹Some authors only allow connections between successive layers. One can create such a structure by adding additional neurons propagating the values of neurons from former layers through the network. For our purposes, however, it is convenient to omit this restriction.

$p^* = \sum_{i=1}^n p_i$. For $i \in [n]$ and $p \in [p^*]$, let

$$f(p, i) := \min \left\{ \sum_{j \in M} s_j \mid M \subseteq [i], \sum_{j \in M} p_j \geq p \right\}$$

be the minimum size of a subset of the first i items with total profit at least p . With $f(p, i) := 0$ for $p \leq 0$ and $f(p, 0) := +\infty$ for $p \in [p^*]$, the values of f can be computed recursively by

$$f(p, i) = \min \{ f(p, i-1), f(p - p_i, i-1) + s_i \} \quad \text{for } i \in [n], p \in [p^*],$$

where the first option corresponds to not using the i -th item and the second option corresponds to using it. The optimum solution value is $\max\{p \in [p^*] \mid f(p, n) \leq 1\}$, and the optimum subset can easily be found by backtracking. The runtime of the dynamic program is $\mathcal{O}(np^*)$, which is pseudo-polynomial in the input size. A fully polynomial-time approximation scheme (FPTAS) can be obtained by carefully downscaling and rounding the profit values. More details can be found, e.g., in the books by Hochbaum [1997], Vazirani [2001], or Williamson and Shmoys [2011].

Usually, the Knapsack Problem is defined with integer size values $s_i \in \mathbb{N}$ and some Knapsack capacity $S \in \mathbb{N}$, bounding the total size of chosen items. Dividing all item sizes by S transforms such an instance into an instance of the type considered here. For the case of integral item sizes, there is also a pseudo-polynomial dynamic programming formulation parameterized by the size instead of the profit values; see, e.g., Kleinberg and Tardos [2006, Section 6.4]. Our construction in Section 3 can analogously be applied to this formulation. This variant, however, does not extend to a fully polynomial-time approximation scheme. We therefore stick to the variant parametrized by the profit values as introduced above.

3 An Exact RNN for the Knapsack Problem

In this section we introduce the *DP-NN*, an NN that exactly executes the dynamic program described in Section 2. In fact, the DP-NN is an RNN that receives the items one by one and computes the state space of the dynamic program for the items seen so far. In the first subsection we explain the high-level idea, before we provide further details in the second subsection.

3.1 High-level idea of the construction

Like the dynamic program in Section 2, the DP-NN requires to have a fixed upper bound p^* on the optimal objective value of the Knapsack Problem. In Section 4, where we investigate how the FPTAS for the Knapsack Problem can be implemented in an NN, this condition will be relaxed.

In the i -th step, the DP-NN receives $p^* + 2$ inputs, namely $f(p, i-1)$ for $p \in [p^*]$, as well as p_i and s_i . It computes p^* outputs, namely $f(p, i)$ for $p \in [p^*]$. Hence, it has $p^* + 2$ input neurons and p^* output neurons. Figure 2 illustrates

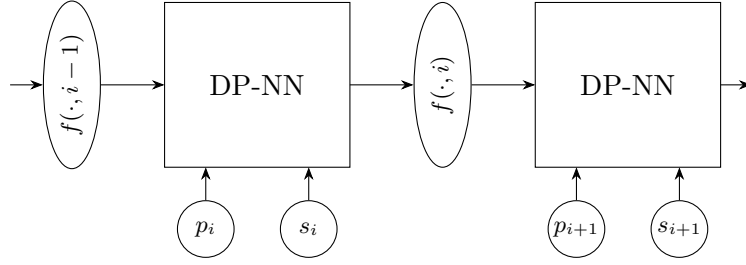


Figure 2: Recurrent structure of the DP-NN to solve the Knapsack Problem.

the recurrent structure of the NN in order to compute the state space of the dynamic program.

In the following it is very important to distinguish fixed parameters of the NN from activation and output values of neurons that depend on the particular Knapsack instance. We denote the latter by bold symbols in order to make the difference visible. Moreover, in order to make the recurrent structure of our NN obvious, we do not use the index i in the following description of the network. Instead, we denote the $n_0 = p^* + 2$ input values by $\mathbf{f}_{\text{in}}(p)$ for $p \in [p^*]$, as well as \mathbf{p}_{in} and \mathbf{s}_{in} . The p^* output values are denoted by $\mathbf{f}_{\text{out}}(p)$ for $p \in [p^*]$. The goal is to implement the recursion

$$\mathbf{f}_{\text{out}}(p) = \min\{\mathbf{f}_{\text{in}}(p), \mathbf{f}_{\text{in}}(p - \mathbf{p}_{\text{in}}) + \mathbf{s}_{\text{in}}\} \quad \text{for } p \in [p^*]$$

in an NN. It consists of an addition and taking a minimum, which are both simple operations for an NN. Hence, ideally, we would like to have an architecture as depicted in Figure 3 for computing $\mathbf{f}_{\text{out}}(p)$ for every $p \in [p^*]$. It first computes

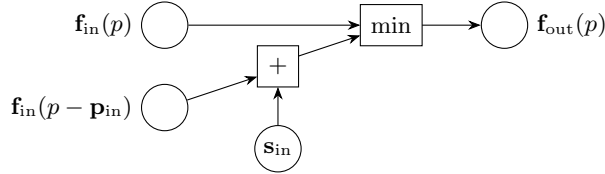


Figure 3: Desirable architecture for computing $\mathbf{f}_{\text{out}}(p)$, $p \in [p^*]$, from the inputs. However, the existence of an edge (nonzero weight) depends on the input value \mathbf{p}_{in} , which is not allowed.

the the sum of $\mathbf{f}_{\text{in}}(p - \mathbf{p}_{\text{in}})$ and \mathbf{s}_{in} and feeds the result, as well as $\mathbf{f}_{\text{in}}(p)$, into the NN of Figure 1 in order to obtain their minimum. The problem with this is, however, that the decision which component of \mathbf{f}_{in} are accessed in order to compute the sum with \mathbf{s}_{in} depends on the input value of \mathbf{p}_{in} . Since we aim for an architecture that is fixed and works for general input values \mathbf{p}_{in} , we have to extend our construction as depicted in Figure 4. As we do not know the value of \mathbf{p}_{in} in advance, we connect every input neuron $\mathbf{f}_{\text{in}}(p - p')$, $p' \in [p - 1]$, to the unit that computes the sum $\mathbf{f}_{\text{in}}(p - \mathbf{p}_{\text{in}}) + \mathbf{s}_{\text{in}}$. Since we only want to take the value of $\mathbf{f}_{\text{in}}(p - \mathbf{p}_{\text{in}})$ into account, we need to add an additional unit that disables those connections if $p' \neq \mathbf{p}_{\text{in}}$.

Making use of the integrality of the profit values, this additional unit can be realized with two hidden layers and a constant number of neurons for every value of $p \in [p^*]$ and $p' \in [p - 1]$, as we will see in the next subsection. Computing the minimum adds a third hidden layer. Hence, the DP-NN has depth 4 while width and size are in the order of $\mathcal{O}((p^*)^2)$. Unfolding the RNN and viewing it as a single feedforward NN executing the whole dynamic program results in depth $\mathcal{O}(n)$ and size $\mathcal{O}(n(p^*)^2)$.

3.2 Details of the construction and correctness

Note that for size values larger than the Knapsack capacity, which is equal to 1 by our definition, we do not really care how large they actually are. Therefore, we define $\tilde{f}(p, i) = \min\{f(p, i), 2\}$ to be the values of the dynamic program truncated at 2. In other words, we replace all values in the interval $[2, +\infty]$ by 2. Note that the recursion

$$\tilde{f}(p, i) = \min\{\tilde{f}(p, i - 1), \tilde{f}(p - p_i, i - 1) + s_i\} \quad (1)$$

is still valid with starting values $\tilde{f}(p, i) = 0$ for $p \leq 0$ and $\tilde{f}(p, 0) = 2$ for $p \in [p^*]$. Instead of computing the actual values of f , the DP-NN computes the values of \tilde{f} .

The DP-NN has three hidden layers. After the $n_0 = p^* + 2$ input neurons $\mathbf{f}_{\text{in}}(p)$ for $p \in [p^*]$, \mathbf{p}_{in} , and \mathbf{s}_{in} , the first hidden layer consists of $n_1 = 2p^*$ neurons whose outputs are denoted by $\mathbf{o}_1^{(+)}(k)$ and $\mathbf{o}_1^{(-)}(k)$ for $k \in [p^*]$. Its role is to detect whether $k = \mathbf{p}_{\text{in}}$. If yes, then both $\mathbf{o}_1^{(+)}(k)$ and $\mathbf{o}_1^{(-)}(k)$ should be zero, otherwise at least one of them should be large (i.e., at least 2). In the second hidden layer, we have $n_2 = p^*(p^* - 1)/2$ neurons, denoted by $\mathbf{o}_2(p, k)$ for $p \in [p^*]$ and $k \in [p - 1]$. A neuron in this layer should output $\mathbf{f}_{\text{in}}(p - \mathbf{p}_{\text{in}})$ if $k = \mathbf{p}_{\text{in}}$ and zero otherwise. This way, the sum $\sum_{k=1}^{p-1} \mathbf{o}_2(p, k)$ equals $\mathbf{f}_{\text{in}}(p - \mathbf{p}_{\text{in}})$. The third hidden layer has $n_3 = p^*$ neurons, denoted by $\mathbf{o}_3(p)$ for $p \in [p^*]$. It is used for computing the minimum of $\mathbf{f}_{\text{in}}(p)$ and $\mathbf{s}_{\text{in}} + \mathbf{f}_{\text{in}}(p - \mathbf{p}_{\text{in}})$ as in Figure 1. Finally, the $n_4 = p^*$ output values are denoted by $\mathbf{f}_{\text{out}}(p)$ for $p \in [p^*]$. The following

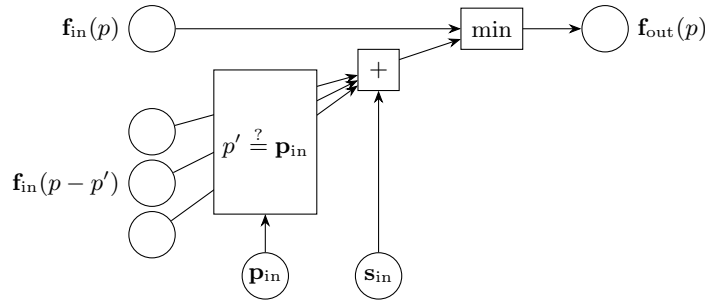


Figure 4: High-level idea how the DP-NN computes $\mathbf{f}_{\text{out}}(p)$ for $p \in [p^*]$ from the inputs.

equations define the DP-NN.

$$\mathbf{o}_1^{(+)}(k) = \sigma(2(\mathbf{p}_{\text{in}} - k)), \quad k \in [p^*], \quad (2a)$$

$$\mathbf{o}_1^{(-)}(k) = \sigma(2(k - \mathbf{p}_{\text{in}})), \quad k \in [p^*], \quad (2b)$$

$$\mathbf{o}_2(p, k) = \sigma(\mathbf{f}_{\text{in}}(p - k) - \mathbf{o}_1^{(+)}(k) - \mathbf{o}_1^{(-)}(k)), \quad p \in [p^*], \quad k \in [p - 1], \quad (2c)$$

$$\mathbf{o}_3(p) = \sigma\left(\mathbf{f}_{\text{in}}(p) - \left(\mathbf{s}_{\text{in}} + \sum_{k=1}^{p-1} \mathbf{o}_2(p, k)\right)\right), \quad p \in [p^*], \quad (2d)$$

$$\mathbf{f}_{\text{out}}(p) = \mathbf{f}_{\text{in}}(p) - \mathbf{o}_3(p), \quad p \in [p^*]. \quad (2e)$$

Our next goal is to prove that the DP-NN indeed solves the Knapsack Problem exactly. In Appendix A we prove the following theorem by analyzing the Equations (2) layer by layer.

Theorem 1. *For all $i \in [n]$, if the DP-NN receives as input $\mathbf{f}_{\text{in}}(p) = \tilde{f}(p, i - 1)$ for every $p \in [p^*]$, $\mathbf{p}_{\text{in}} = p_i \in [p^*]$, and $\mathbf{s}_{\text{in}} = s_i \in]0, 1]$, then its output is $\mathbf{f}_{\text{out}}(p) = f(p, i)$ for every $p \in [p^*]$.*

Hence, starting with $\tilde{f}(p, 0) = 2$ for $p \in [p^*]$, the DP-NN can be used in a recurrent manner in order to solve the Knapsack Problem.

4 An RNN of Bounded Width and Provably Good Solutions

A significant drawback of the DP-NN is that the architecture, and in particular the required number of neurons, depends on p^* . Therefore, in this section, we provide a construction, called *FPTAS-NN*, that has a fixed number of neurons and works for any value of p^* . However, this comes at the cost of losing optimality. Instead, we prove an approximation ratio for the solution computed by the FPTAS-NN. As in the standard Knapsack FPTAS (see, e.g., Hochbaum [1997], Vazirani [2001], or Williamson and Shmoys [2011]), the idea of this construction is to round the profit values if p^* becomes too large for an exact computation. Our approximation result can be interpreted as a tradeoff between the width of the NN and the quality of the Knapsack solution obtained. As in the previous section, we first give the high-level idea before providing details.

4.1 High-level idea of the construction

Let $P \in \mathbb{N}$ be a fixed number. In this section we describe an NN that computes values $g(p, i)$ for every $p \in [P]$ and $i \in [n]$. These values are similar to the values $f(p, i)$ of the previous section, there is, however, one major difference.

Let $p_i^* = \sum_{j=1}^i p_j$ be the total profit of the first i items. As soon as p_i^* exceeds P , we can no longer store a required size value for every possible profit value but have to round profits instead. The granularity we want to use for rounding is $d_i := \max\{1, p_i^*/P\}$. We construct the FPTAS-NN to compute values $g(p, i)$, $p \in [P]$, $i \in [n]$, such that we can guarantee the existence of a subset of $[i]$ that has size at most $g(p, i)$ and profit at least pd_i . Moreover, this is done in

such a way that the optimal solution cannot have a considerably higher profit value. That is, we prove an approximation guarantee for the solution found by the FPTAS-NN.

In addition to the values of g , the FPTAS-NN must also propagate the current total profit value p_i^* through the network in order to determine the rounding granularity in each step. Hence, in the i -th step, it receives $P + 3$ inputs, namely $g(p, i - 1)$ for $p \in [P]$, p_{i-1}^* , p_i , and s_i . It computes $P + 1$ outputs, namely $g(p, i)$ for $p \in [P]$ and p_i^* . Figure 5 illustrates the recurrent structure of this NN.

As in Section 3, we use bold symbols in order to distinguish input, activation, and output values that depend on the concrete Knapsack instance from fixed parameters of the network. We again drop the index i in order to make the recurrent structure obvious. We denote the $n_0 = P + 3$ input parameters by $\mathbf{g}_{\text{in}}(p)$, for $p \in [P]$, as well as \mathbf{p}_{in}^* , \mathbf{p}_{in} , and \mathbf{s}_{in} . The $P + 1$ output values are denoted by $\mathbf{g}_{\text{out}}(p)$, for $p \in [P]$, and $\mathbf{p}_{\text{out}}^*$. Similar to the DP-NN in Section 3, the basic idea is to implement a recursion of the type

$$\mathbf{g}_{\text{out}}(p) = \min\{\mathbf{g}_{\text{in}}(p^{(1)}), \mathbf{g}_{\text{in}}(p^{(2)}) + \mathbf{s}_{\text{in}}\} \quad \text{for } p \in [P],$$

where the first argument of the minimum represents the option of not using item i and the second one corresponds to using it. Notice, however, that $p^{(1)}$ and $p^{(2)}$ cannot simply be calculated as p and $p - \mathbf{p}_{\text{in}}$, respectively, since we may round with different granularities in two successive steps. Therefore, the rough structure of the FPTAS-NN is as follows: First, \mathbf{p}_{in}^* and \mathbf{p}_{in} are used in order to calculate the old and new rounding granularities $\mathbf{d}_{\text{old}} = \max\{1, \mathbf{p}_{\text{in}}^*/P\}$ and $\mathbf{d}_{\text{new}} = \max\{1, (\mathbf{p}_{\text{in}}^* + \mathbf{p}_{\text{in}})/P\}$. Since this consists of maxima computations and weighted sums only, it can easily be achieved by an NN with one hidden layer. Second, the granularities are used in order to select $\mathbf{g}_{\text{in}}(p^{(1)})$ and $\mathbf{g}_{\text{in}}(p^{(2)})$ from the inputs. We give some more insights about how this is being done in a moment. The value of $p^{(2)}$ also depends on \mathbf{p}_{in} . Third, the final recursion is established as in the DP-NN. In addition to $\mathbf{g}_{\text{out}}(p)$, for $p \in [P]$, we also output $\mathbf{p}_{\text{out}}^* = \mathbf{p}_{\text{in}}^* + \mathbf{p}_{\text{in}}$ in order to keep track of the rounding granularities in the subsequent steps. An overview of the network structure is given in Figure 6.

Suppose we use the network for processing the i -th item. For each $p \in [P]$ we want to determine a (preferably small) value $\mathbf{g}_{\text{out}}(p)$ such that we can guarantee

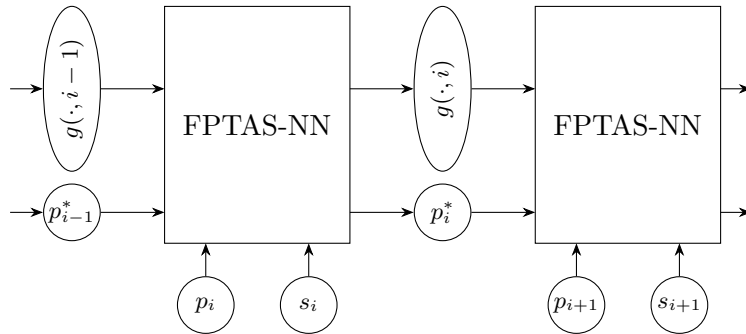


Figure 5: Recurrent structure of the FPTAS-NN for the Knapsack Problem.

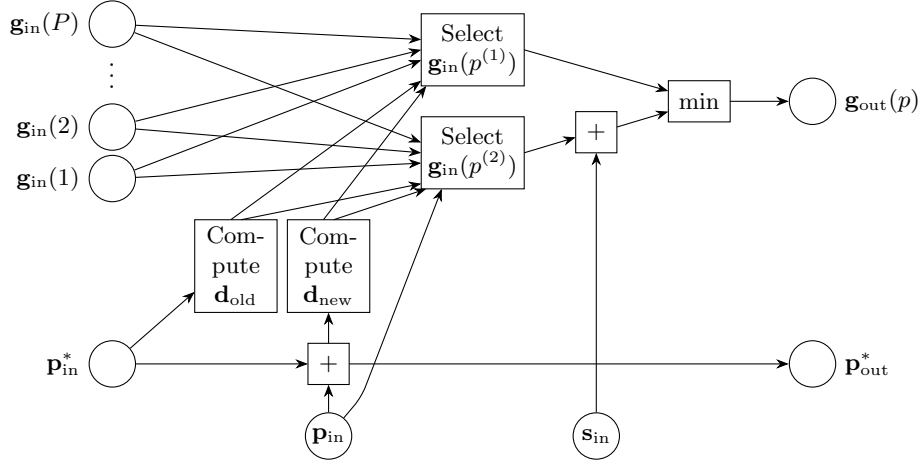


Figure 6: High-level idea how the FPTAS-NN computes $\mathbf{g}_{\text{out}}(p)$, $p \in [P]$, and $\mathbf{p}_{\text{out}}^*$ from the inputs.

the existence of a subset of $[i]$ with profit at least $p \mathbf{d}_{\text{new}}$ and size at most $\mathbf{g}_{\text{out}}(p)$. For each $p' \in [P]$, we know that there is a subset of $[i-1]$ with profit at least $p' \mathbf{d}_{\text{old}}$ and size at most $\mathbf{g}_{\text{in}}(p')$. We have two options: ignoring item i or using it. If we ignore it, then each $p^{(1)}$ with $p^{(1)} \mathbf{d}_{\text{old}} \geq p \mathbf{d}_{\text{new}}$ allows us to choose $\mathbf{g}_{\text{out}}(p) = \mathbf{g}_{\text{in}}(p^{(1)})$. If we use the i -th item, however, then each $p^{(2)}$ with the property $p^{(2)} \mathbf{d}_{\text{old}} + \mathbf{p}_{\text{in}} \geq p \mathbf{d}_{\text{new}}$ allows us to choose $\mathbf{g}_{\text{out}}(p) = \mathbf{g}_{\text{in}}(p^{(2)}) + \mathbf{s}_{\text{in}}$. Hence, we want to choose $p^{(1)}$ and $p^{(2)}$ as small as possible with these properties. Therefore, the units labeled ‘Select $\mathbf{g}_{\text{in}}(p^{(1)})$ ’ and ‘Select $\mathbf{g}_{\text{in}}(p^{(2)})$ ’ in Figure 6 are constructed by setting all other connections to zero except for those belonging to the smallest values of $p^{(1)}$ and $p^{(2)}$ satisfying the above properties. Similar to how we computed $\mathbf{f}_{\text{in}}(p - \mathbf{p}_{\text{in}})$ in the previous section, this requires two hidden layers and $\mathcal{O}(P^2)$ neurons in total.

In total, the FPTAS-NN has depth 5. The first hidden layer computes the rounding granularities, two hidden layers are required to select $\mathbf{g}_{\text{in}}(p^{(1)})$ and $\mathbf{g}_{\text{in}}(p^{(2)})$ and a final hidden layer computes the minimum in the actual recursion. The width and size of the FPTAS-NN are in the order of $\mathcal{O}(P^2)$. Unfolding the RNN and viewing it as a single feedforward NN executing the whole FPTAS results in depth $\mathcal{O}(n)$ and size $\mathcal{O}(nP^2)$.

4.2 Details of the construction and width-quality tradeoff

As in Section 3, we truncate the values of g at 2, that is, instead of any value larger than 2 including $+\infty$, we just use the value 2. The FPTAS-NN is applied to a Knapsack instance in the following way. Using the initialization $g(p, 0) = 2$ for $p \in [P]$ and $p_0^* = 0$, for $i = 1, \dots, n$, we feed the inputs $\mathbf{g}_{\text{in}}(p) = g(p, i-1)$ for $p \in [P]$, $\mathbf{p}_{\text{in}}^* = p_{i-1}^*$, $\mathbf{p}_{\text{in}} = p_i$, and $\mathbf{s}_{\text{in}} = s_i$ into the network and store the outputs as $g(p, i) = \mathbf{g}_{\text{out}}(p)$ for $p \in [P]$ and $p_i^* = \mathbf{p}_{\text{out}}^*$.

The precise construction of the FPTAS-NN can be found in Appendix B. There, we also prove the following two theorems. The first one ensures that

the FPTAS-NN produces only feasible Knapsack solutions, while the second one shows that applying the FPTAS-NN is indeed an FPTAS to solve the Knapsack Problem.

Theorem 2. *Suppose the FPTAS-NN is applied to a Knapsack instance with $S = 1$, $s_i \in]0, 1]$, and $p_i \in \mathbb{N}$, for $i \in [n]$. For every $i \in [n]$ and every $p \in [P]$, if $g(p, i) < 2$, then there exists a subset of $[i]$ with profit at least pd_i and size at most $g(p, i)$.*

Theorem 3. *For a Knapsack instance with $S = 1$, $s_i \in]0, 1]$, $p_i \in \mathbb{N}$, for $i \in [n]$, and for $\varepsilon \in]0, 1]$, set $P := \lceil n^2/\varepsilon \rceil$. Let p^{OPT} be the profit of the optimal solution and $p^{\text{NN}} = \max\{pd_n \mid g(p, n) \leq 1\}$ be the best possible profit found by the FPTAS-NN. Then $p^{\text{NN}} \geq (1 - \varepsilon)p^{\text{OPT}}$.*

From Theorem 3 we obtain a tradeoff between the width of the NN and the precision of the Knapsack solution in the following sense. For achieving an approximation ratio of $1 - \varepsilon$, an NN with width $\mathcal{O}(P^2) = \mathcal{O}(n^4/\varepsilon^2)$ is required. Phrasing this the other way around, the FPTAS-NN with a fixed width w achieves an approximation ratio of $1 - \mathcal{O}(n^2/\sqrt{w})$.

5 Neural Networks for Other Combinatorial Optimization Problems

As mentioned in the introduction, problems that can be solved by dynamic programming might be particularly well-suited for being implementable on an NN. We sketch a couple of further examples in order to support this hypothesis.

Longest Common Subsequence. First, consider the problem of finding the length of the longest common subsequence of two finite integer sequences x_1, x_2, \dots, x_m and y_1, y_2, \dots, y_n . A standard dynamic programming procedure, see, e.g., [Cormen et al., 2001, Section 15.4], computes values $f(i, j)$ equal to the length of the longest common subsequence of the partial sequences x_1, x_2, \dots, x_i and y_1, y_2, \dots, y_j by applying the recursion

$$f(i, j) = \begin{cases} f(i-1, j-1) + 1 & \text{if } x_i = y_j, \\ \max\{f(i-1, j), f(i, j-1)\} & \text{if } x_i \neq y_j. \end{cases}$$

Since the sequence elements are integers, the check whether x_i equals y_j can be performed similarly to checking whether $p' = \mathbf{p}_{\text{in}}$ in Section 3. The remainder of the recursion only consists of maxima and sums. Hence, computing $f(i, j)$ from $f(i-1, j-1)$, $f(i-1, j)$, $f(i, j-1)$, x_i , and y_j can be realized via an NN of constant size. These basic units can be plugged together in a two-dimensional way for computing all values $f(i, j)$, $i \in [m]$, $j \in [n]$. The resulting NN can be seen as a two-dimensional RNN of constant size that is applied in an m by n grid structure, an architecture introduced by Graves et al. [2007]. Unfolding the RNN results in a feedforward NN of depth $\mathcal{O}(m+n)$ and size $\mathcal{O}(mn)$ for computing the length of the longest common subsequence.

Single-Source Shortest Path Problem. As a second example, we consider the Bellman-Ford algorithm for the Single-Source Shortest Path Problem, see, e.g., [Kleinberg and Tardos, 2006, Section 6.8]. If $(c_{uv})_{u,v \in V}$ is the length matrix of a graph with vertex set V and $s \in V$ is the source vertex, this algorithm recursively computes values $f(i, v)$ determining the shortest possible length of a path from s to v using at most i arcs by

$$f(i, v) = \min_{u \in V} \{f(i-1, u) + c_{uv}\}.$$

Since this recursion consists only of sums and minima, it can be easily implemented in an NN. The sequential time complexity of the Bellman-Ford algorithm on complete digraphs with $n = |V|$ is $\mathcal{O}(n^3)$, which can naturally be parallelized into $\mathcal{O}(n)$ rounds. Since the best known NNs for computing the minimum of n numbers require $\mathcal{O}(\log n)$ depth [Arora et al., 2018], there exists an NN executing the Bellman-Ford algorithm with depth $\mathcal{O}(n \log n)$ and size $\mathcal{O}(n^3 \log n)$. Observe that in each round $i \in [n]$, the computation mapping the values $f(i-1, v)$, $v \in V$, to $f(i, v)$, $v \in V$, is the same. Therefore, this NN can also be seen as an RNN of depth $\mathcal{O}(\log n)$ and size $\mathcal{O}(n^2 \log n)$ that is applied n times.

All-Pairs Shortest Path Problem. Third, recall that the All-Pairs Shortest Path Problem can be solved by computing the $(n-1)$ -th min-plus matrix power of the length matrix $(c_{uv})_{u,v \in V}$, see, e.g., Leighton [1991, Section 2.5.4]. By repeated squaring, this can be achieved with only $\mathcal{O}(\log n)$ min-plus matrix multiplications. For a single multiplication it is required to compute $\mathcal{O}(n^2)$ times in parallel the minimum of n numbers. One of these minimum computations requires depth $\mathcal{O}(\log n)$ and size $\mathcal{O}(n \log n)$. Putting them in parallel to execute one min-plus matrix product results in depth $\mathcal{O}(\log n)$ and size $\mathcal{O}(n^3 \log n)$. Note that the whole execution consists of $\mathcal{O}(\log n)$ repetitions of the same procedure, namely squaring a matrix in the min-plus sense. Hence, this can again be viewed as an RNN with depth $\mathcal{O}(\log n)$ and size $\mathcal{O}(n^3 \log n)$ that is applied $\mathcal{O}(\log n)$ times. Unfolding results in a single feedforward NN with depth $\mathcal{O}(\log^2 n)$ and size $\mathcal{O}(n^3 \log^2 n)$ for solving the All-Pairs Shortest Path Problem.

Constrained Shortest Path Problem. Finally, consider a common generalization of the Shortest Path Problem and the Knapsack Problem, namely the NP-hard Constrained Shortest Path Problem. Here, in addition to a (nonnegative) length matrix $(c_{uv})_{u,v \in V}$, the input graph is also equipped with a (nonnegative) resource matrix $(r_{uv})_{u,v \in V}$. The task is to find a minimum length path P from a source vertex s to any other vertex, but this time subject to a resource constraint $\sum_{(u,v) \in P} r_{uv} \leq R$ for a given resource limit R . An extensive overview of solution approaches to this problem can be found, e.g., in the dissertation by Ziegelmann [2001]. Similar to the Knapsack Problem, there exist two natural pseudo-polynomial dynamic programs, one of them parametrized by length values and the other one by resource values. Both can be implemented on an NN by combining the ideas from Section 3 with the NN for the Bellmann-Ford algorithm above. We showcase this for the variant parametrized by the length

values. This dynamic program recursively calculates values $f(c, v)$ representing the minimum amount of resource needed for a path from s to v with length at most c by

$$f(c, v) = \min\{f(c-1, v), \min_{u \in V \setminus \{v\}} \{f(c - c_{uv}, u) + r_{uv}\}\}.$$

For fixed c , u , and v , the term $f(c - c_{uv}, u) + r_{uv}$ can be calculated by a similar construction as we computed $\mathbf{f}_{\text{in}}(p - \mathbf{p}_{\text{in}}) + \mathbf{s}_{\text{in}}$ in Section 3. Assuming an upper bound c^* on the optimal objective value, this can be achieved with constant depth and $\mathcal{O}(c^*)$ width. Having this, it remains to compute a minimum of at most n numbers in order to compute $f(c, v)$. Thus, each single value $f(c, v)$ can be computed with depth $\mathcal{O}(\log n)$ and size $\mathcal{O}(nc^* \log n)$. We have to compute $\mathcal{O}(nc^*)$ of these values, but for fixed c , all these values can be computed in parallel. Therefore, the whole dynamic program can be executed on an NN with depth $\mathcal{O}(c^* \log n)$ and a total size of $\mathcal{O}(n^2(c^*)^2 \log n)$. This is pseudo-polynomial, which is the best we can hope for due to the NP-hardness of the problem. Moreover, similar to the Knapsack Problem, this dynamic program can be turned into an FPTAS by downscaling and rounding the length values. This observation can be used to obtain a width-quality tradeoff for the Constrained Shortest Path Problem similar to what we have shown in Section 4.

6 Conclusions and Future Work

We have presented recurrent neural networks whose iterative application to every item of a Knapsack instance yields the optimum or a provably good solution value. We have also quantified the tradeoff between the width of these networks and the quality (i.e., approximation ratio) of the computed solution value. An obvious open problem is to improve the obtained bounds on the required width of the networks. In particular, an interesting question is whether meaningful lower bounds beyond those immediately implied by the NP-hardness of the Knapsack Problem can be obtained.

Notice that our networks only output the solution value but not the corresponding solution, i.e., subset of item. It is easy to see that, as for the dynamic program solving the Knapsack Problem, the subset of items can be obtained in a straightforward way via backtracking. On the other hand notice that it is impossible for a ReLU NN to output (the characteristic vector of) the optimum subset of items: While the function computed by a ReLU NN is piecewise linear and continuous (see, e.g., Goodfellow et al. [2013], Arora et al. [2018]), already infinitesimal changes of the input (i.e., the profit values of items) might change the optimum subset of items.

We have also argued that similar results can be obtained for several other problems in Combinatorial Optimization that can be solved by some kind of good-natured dynamic program. Notice, for example, that the elementary arithmetic operations used by these dynamic programs are restricted to addition, multiplication with a fixed constant, and taking the minimum or maximum of two numbers. In contrast to these, the multiplication of two numbers of the

input cannot be implemented in a ReLU NN. An interesting direction for future research is an exact classification of the type of dynamic programs that guarantee the existence of a corresponding ReLU NN. Similar in spirit, Woeginger [2000] classifies dynamic programs that guarantee the existence of a fully polynomial-time approximation scheme.

References

- R. Arora, A. Basu, P. Mianjy, and A. Mukherjee. Understanding deep neural networks with rectified linear units. In *International Conference on Learning Representations*, 2018.
- I. Bello, H. Pham, Q. V. Le, M. Norouzi, and S. Bengio. Neural combinatorial optimization with reinforcement learning. *arXiv:1611.09940*, 2016.
- Y. Bengio, A. Lodi, and A. Prouvost. Machine learning for combinatorial optimization: a methodological tour d’horizon. *arXiv:1811.06128*, 2018.
- D. Bertsimas and R. Weismantel. *Optimization over Integers*. Dynamic Ideas, 2005.
- T. H. Cormen, C. E. Leiserson, R. L. Rivest, and C. Stein. *Introduction to algorithms*. MIT press, second edition, 2001.
- R. Eldan and O. Shamir. The power of depth for feedforward neural networks. In *Conference on Learning Theory*, pages 907–940, 2016.
- P. Emami and S. Ranka. Learning permutations with sinkhorn policy gradient. *arXiv:1805.07010*, 2018.
- M. Fischetti and A. Lodi. On the knapsack closure of 0-1 integer linear programs. *Electronic Notes in Discrete Mathematics*, 36:799–804, 2010.
- X. Glorot, A. Bordes, and Y. Bengio. Deep sparse rectifier neural networks. In *Proceedings of the fourteenth international conference on artificial intelligence and statistics*, pages 315–323, 2011.
- I. Goodfellow, D. Warde-Farley, M. Mirza, A. Courville, and Y. Bengio. Maxout networks. In *International Conference on Machine Learning*, pages 1319–1327, 2013.
- A. Graves, S. Fernández, and J. Schmidhuber. Multi-dimensional recurrent neural networks. In *International Conference on Artificial Neural Networks*, pages 549–558, 2007.
- B. Hanin. Universal function approximation by deep neural nets with bounded width and ReLU activations. *Mathematics*, 7(10):992, 2019.
- B. Hanin and D. Rolnick. Complexity of linear regions in deep networks. In *International Conference on Machine Learning*, pages 2596–2604, 2019.

- B. Hanin and M. Sellke. Approximating continuous functions by ReLU nets of minimal width. *arXiv:1710.11278*, 2017.
- D. S. Hochbaum. Various notions of approximations: Good, better, best, and more. In D. S. Hochbaum, editor, *Approximation Algorithms for NP-hard Problems*, pages 346–446. PWS Publishing Co., 1997.
- J. J. Hopfield and D. W. Tank. “Neural” computation of decisions in optimization problems. *Biological Cybernetics*, 52(3):141–152, 1985.
- R. M. Karp. Reducibility among combinatorial problems. In R. E. Miller and J. W. Thatcher, editors, *Complexity of Computer Computations*, pages 85–103. Springer, 1972.
- H. Kellerer, U. Pferschy, and D. Pisinger. *Knapsack Problems*. Springer, 2004.
- E. Khalil, H. Dai, Y. Zhang, B. Dilkina, and L. Song. Learning combinatorial optimization algorithms over graphs. In I. Guyon, U. V. Luxburg, S. Bengio, H. Wallach, R. Fergus, S. Vishwanathan, and R. Garnett, editors, *Advances in Neural Information Processing Systems 30*, pages 6348–6358. 2017.
- J. Kleinberg and E. Tardos. *Algorithm Design*. Pearson Education, 2006.
- W. Kool, H. van Hoof, and M. Welling. Attention, learn to solve routing problems! In *International Conference on Learning Representations*, 2019.
- Y. LeCun, Y. Bengio, and G. Hinton. Deep learning. *Nature*, 521:436–444, 2015.
- F. T. Leighton. *Introduction to parallel algorithms and architectures: Arrays · trees · hypercubes*. Morgan-Kaufmann, 1991.
- S. Liang and R. Srikant. Why deep neural networks for function approximation? In *International Conference on Learning Representations*, 2017.
- A. Lodi and G. Zarpellon. On learning and branching: a survey. *TOP*, 25(2): 207–236, 2017.
- M. Lombardi and M. Milano. Boosting combinatorial problem modeling with machine learning. In *Proceedings of the 27th International Joint Conference on Artificial Intelligence*, pages 5472–5478, 2018.
- S. Martello and P. Toth. *Knapsack Problems: Algorithms and Computer Implementations*. John Wiley & Sons, 1990.
- G. F. Montufar, R. Pascanu, K. Cho, and Y. Bengio. On the number of linear regions of deep neural networks. In Z. Ghahramani, M. Welling, C. Cortes, N. D. Lawrence, and K. Q. Weinberger, editors, *Advances in Neural Information Processing Systems 27*, pages 2924–2932. 2014.
- A. Mukherjee and A. Basu. Lower bounds over boolean inputs for deep neural networks with ReLU gates. *arXiv:1711.03073*, 2017.

- Q. Nguyen, M. C. Mukkamala, and M. Hein. Neural networks should be wide enough to learn disconnected decision regions. In *International Conference on Machine Learning*, pages 3737–3746, 2018.
- A. Nowak, S. Villar, A. S. Bandeira, and J. Bruna. Revised Note on Learning Algorithms for Quadratic Assignment with Graph Neural Networks. *arXiv:1706.07450*, 2017.
- M. Ohlsson, C. Peterson, and B. Söderberg. Neural networks for optimization problems with inequality constraints: The knapsack problem. *Neural Computation*, 5(2):331–339, 1993.
- R. Pascanu, G. Montufar, and Y. Bengio. On the number of inference regions of deep feed forward networks with piece-wise linear activations. In *International Conference on Learning Representations*, 2014.
- M. Raghu, B. Poole, J. Kleinberg, S. Ganguli, and J. S. Dickstein. On the expressive power of deep neural networks. In *International Conference on Machine Learning*, pages 2847–2854, 2017.
- I. Safran and O. Shamir. Depth-width tradeoffs in approximating natural functions with neural networks. In *International Conference on Machine Learning*, pages 2979–2987, 2017.
- T. Serra, C. Tjandraatmadja, and S. Ramalingam. Bounding and counting linear regions of deep neural networks. In *International Conference on Machine Learning*, pages 4565–4573, 2018.
- S. Shalev-Shwartz and S. Ben-David. *Understanding machine learning: From theory to algorithms*. Cambridge University Press, 2014.
- K. A. Smith. Neural networks for combinatorial optimization: A review of more than a decade of research. *INFORMS Journal on Computing*, 11(1):15–34, 1999.
- M. Telgarsky. Representation benefits of deep feedforward networks. *arXiv:1509.08101*, 2015.
- M. Telgarsky. Benefits of depth in neural networks. In *Conference on Learning Theory*, pages 1517–1539, 2016.
- V. V. Vazirani. *Approximation Algorithms*. Springer, 2001.
- O. Vinyals, M. Fortunato, and N. Jaitly. Pointer networks. In C. Cortes, N. D. Lawrence, D. D. Lee, M. Sugiyama, and R. Garnett, editors, *Advances in Neural Information Processing Systems 28*, pages 2692–2700. 2015.
- D. P. Williamson and D. B. Shmoys. *The design of approximation algorithms*. Cambridge University Press, 2011.

- G. J. Woeginger. When does a dynamic programming formulation guarantee the existence of a fully polynomial time approximation scheme (FPTAS)? *INFORMS Journal on Computing*, 12(1):57–74, 2000.
- D. Yarotsky. Error bounds for approximations with deep relu networks. *Neural Networks*, 94:103–114, 2017.
- M. Ziegelmann. *Constrained Shortest Paths and Related Problems*. PhD thesis, Universität des Saarlandes Saarbrücken, 2001.

A Proof of Theorem 1

We prove Theorem 1 by going through the NN layer by layer and show what the individual layers do.

As mentioned, the role of the first hidden layer is to detect the input value of \mathbf{p}_{in} and to provide a large value for every k that is not equal to \mathbf{p}_{in} . The following lemma follows immediately from the construction and the properties of the rectifier function σ .

Lemma 4. *Let $\mathbf{p}_{\text{in}} \in \mathbb{N}$. Then, for every $k \in [p^*]$, it holds that $\mathbf{o}_1^{(+)}(k) + \mathbf{o}_1^{(-)}(k) = 0$ if and only if $k = \mathbf{p}_{\text{in}}$, and $\mathbf{o}_1^{(+)}(k) + \mathbf{o}_1^{(-)}(k) \geq 2$ otherwise.*

The role of the second layer is to compute $\mathbf{f}_{\text{in}}(p - \mathbf{p}_{\text{in}})$, which is needed in the dynamic program. The main difficulty of this step is that it depends on the input \mathbf{p}_{in} which neuron to access. Therefore, this is computed for every possible value k of \mathbf{p}_{in} and set to zero if $k \neq \mathbf{p}_{\text{in}}$. The following lemma explains how this is established.

Lemma 5. *Let $\mathbf{p}_{\text{in}} \in \mathbb{N}$ and $\mathbf{f}_{\text{in}}(p) \in]0, 2]$ for every $p \in [p^*]$. Then, for every $p \in [p^*]$ and every $k \in [p - 1]$, it holds that $\mathbf{o}_2(p, k) = \mathbf{f}_{\text{in}}(p - \mathbf{p}_{\text{in}})$ if and only if $k = \mathbf{p}_{\text{in}}$, and $\mathbf{o}_2(p, k) = 0$ otherwise.*

Proof. If $k = \mathbf{p}_{\text{in}}$, we obtain from Lemma 4 that $\mathbf{o}_1^{(+)}(k) + \mathbf{o}_1^{(-)}(k) = 0$. Thus, due to nonnegativity of $\mathbf{f}_{\text{in}}(p - k)$, we obtain $\mathbf{o}_2(p, k) = \sigma(\mathbf{f}_{\text{in}}(p - k)) = \mathbf{f}_{\text{in}}(p - k) = \mathbf{f}_{\text{in}}(p - \mathbf{p}_{\text{in}})$.

If $k \neq \mathbf{p}_{\text{in}}$, we obtain from Lemma 4 that $\mathbf{o}_1^{(+)}(k) + \mathbf{o}_1^{(-)}(k) \geq 2$. Thus, due to $\mathbf{f}_{\text{in}}(p - k) \leq 2$, we obtain $\mathbf{f}_{\text{in}}(p - k) - \mathbf{o}_1^{(+)}(k) - \mathbf{o}_1^{(-)}(k) \leq 0$, which implies $\mathbf{o}_2(p, k) = 0$. \square

The purpose of the third layer is to help calculating the final minimum. More precisely, it computes how much $\mathbf{f}_{\text{out}}(p)$ should be smaller than $\mathbf{f}_{\text{in}}(p)$ in the following way.

Lemma 6. *Let $\mathbf{p}_{\text{in}} \in \mathbb{N}$, $\mathbf{s}_{\text{in}} \in]0, 1]$, and $\mathbf{f}_{\text{in}}(p) \in]0, 2]$ for every $p \in [p^*]$. Then $\mathbf{o}_3(p) = \max\{0, \mathbf{f}_{\text{in}}(p) - \mathbf{s}_{\text{in}}\}$ for every $p \in [\mathbf{p}_{\text{in}}]$ and $\mathbf{o}_3(p) = \max\{0, \mathbf{f}_{\text{in}}(p) - (\mathbf{f}_{\text{in}}(p - \mathbf{p}_{\text{in}}) + \mathbf{s}_{\text{in}})\}$ for every $p \in \{\mathbf{p}_{\text{in}} + 1, \mathbf{p}_{\text{in}} + 2, \dots, p^*\}$.*

Proof. If $p \leq \mathbf{p}_{\text{in}}$, we obtain from Lemma 5 that $\sum_{k=1}^{p-1} \mathbf{o}_2(p, k) = 0$. If $p > \mathbf{p}_{\text{in}}$, Lemma 5 implies $\sum_{k=1}^{p-1} \mathbf{o}_2(p, k) = \mathbf{f}_{\text{in}}(p - \mathbf{p}_{\text{in}})$. Thus, the claim follows by construction of the third layer and definition of σ . \square

Now, after we have investigated the functionality of each of the hidden layers, we are able to prove Theorem 1.

Proof of Theorem 1. Using Lemma 6, we obtain that $\mathbf{f}_{\text{out}}(p) = \min\{\mathbf{f}_{\text{in}}(p), \mathbf{s}_{\text{in}}\}$ if $p \leq \mathbf{p}_{\text{in}}$ and $\mathbf{f}_{\text{out}}(p) = \min\{\mathbf{f}_{\text{in}}(p), \mathbf{f}_{\text{in}}(p - \mathbf{p}_{\text{in}}) + \mathbf{s}_{\text{in}}\}$ if $p > \mathbf{p}_{\text{in}}$. The claim follows due to the Recursion (1) with the respective starting values. \square

B Detailed Construction of the FPTAS-NN

The FPTAS-NN has four hidden layers. After the $n_0 = P + 3$ input neurons $\mathbf{g}_{\text{in}}(p)$ for $p \in [P]$, \mathbf{p}_{in}^* , \mathbf{p}_{in} , and \mathbf{s}_{in} , the first hidden layer consists of $n_1 = 2$ neurons $\mathbf{o}_1^{\text{old}}$ and $\mathbf{o}_1^{\text{new}}$ which help to compute the rounding granularities \mathbf{d}_{old} and \mathbf{d}_{new} . They are defined as follows:

$$\mathbf{o}_1^{\text{old}} = \sigma\left(\frac{\mathbf{p}_{\text{in}}^*}{P} - 1\right), \quad (3a)$$

$$\mathbf{o}_1^{\text{new}} = \sigma\left(\frac{\mathbf{p}_{\text{in}}^* + \mathbf{p}_{\text{in}}}{P} - 1\right), \quad (3b)$$

$$\mathbf{d}_{\text{old}} = \mathbf{o}_1^{\text{old}} + 1, \quad (3c)$$

$$\mathbf{d}_{\text{new}} = \mathbf{o}_1^{\text{new}} + 1. \quad (3d)$$

The granularities \mathbf{d}_{old} and \mathbf{d}_{new} are just affine transformations of $\mathbf{o}_1^{\text{old}}$ and $\mathbf{o}_1^{\text{new}}$. Hence, they do not form an own hidden layer, because we do not apply the ReLU activation function there. The correct functionality of the first layer is ensured by the following lemma.

Lemma 7. *The first layer of the FPTAS-NN correctly computes the rounding granularities $\mathbf{d}_{\text{old}} = \max\{1, \frac{\mathbf{p}_{\text{in}}^*}{P}\}$ and $\mathbf{d}_{\text{new}} = \max\{1, \frac{\mathbf{p}_{\text{in}}^* + \mathbf{p}_{\text{in}}}{P}\}$.*

Proof. This follows from the fact that $\sigma(x - 1) + 1 = \max\{0, x - 1\} + 1 = \max\{1, x\}$, where x equals either $\frac{\mathbf{p}_{\text{in}}^*}{P}$ or $\frac{\mathbf{p}_{\text{in}}^* + \mathbf{p}_{\text{in}}}{P}$. \square

Hence, in the i -th step, if we feed the inputs $\mathbf{p}_{\text{in}}^* = p_{i-1}^*$ and $\mathbf{p}_{\text{in}} = p_i$ into the network, \mathbf{d}_{old} and \mathbf{d}_{new} equal d_{i-1} and d_i , respectively.

In the second hidden layer, we have a total of $n_2 = 2P^2 + 2P$ hidden neurons, denoted by $\mathbf{o}_2^{(1+)}(p, k)$ and $\mathbf{o}_2^{(1-)}(p, k)$ for $p, k \in [P]$ with $p \leq k$, as well as, $\mathbf{o}_2^{(2+)}(p, k)$ and $\mathbf{o}_2^{(2-)}(p, k)$ for $p, k \in [P]$ with $p \geq k$, defined as follows:

$$\mathbf{o}_2^{(1+)}(p, k) = \sigma(2P(p\mathbf{d}_{\text{new}} - k\mathbf{d}_{\text{old}})), \quad p, k \in [P], p \leq k, \quad (3e)$$

$$\mathbf{o}_2^{(1-)}(p, k) = \sigma(2P((k - 1)\mathbf{d}_{\text{old}} - p\mathbf{d}_{\text{new}}) + 2), \quad p, k \in [P], p \leq k, \quad (3f)$$

$$\mathbf{o}_2^{(2+)}(p, k) = \sigma(2P(p\mathbf{d}_{\text{new}} - k\mathbf{d}_{\text{old}} - \mathbf{p}_{\text{in}})), \quad p, k \in [P], p \geq k, \quad (3g)$$

$$\mathbf{o}_2^{(2-)}(p, k) = \sigma(2P((k - 1)\mathbf{d}_{\text{old}} + \mathbf{p}_{\text{in}} - p\mathbf{d}_{\text{new}}) + 2), \quad p, k \in [P], p \geq k. \quad (3h)$$

For a fixed $p \in [P]$, let $p^{(1)}$ and $p^{(2)}$ be the smallest possible integers with $p^{(1)}\mathbf{d}_{\text{old}} \geq p\mathbf{d}_{\text{new}}$ and $p^{(2)}\mathbf{d}_{\text{old}} + \mathbf{p}_{\text{in}} \geq p\mathbf{d}_{\text{new}}$, respectively. The task of the second layer is to detect the values $p^{(1)}$ and $p^{(2)}$, as formalized by the following two lemmas.

Lemma 8. *For each $p, k \in [P]$ with $p \leq k$, we have $\mathbf{o}_2^{(1+)}(p, k) + \mathbf{o}_2^{(1-)}(p, k) = 0$ if and only if $k = p^{(1)}$. Otherwise, we have $\mathbf{o}_2^{(1+)}(p, k) + \mathbf{o}_2^{(1-)}(p, k) \geq 2$.*

Proof. Obviously, it holds that $\mathbf{o}_2^{(1+)}(p, k) = 0$ if and only if $k\mathbf{d}_{\text{old}} \geq p\mathbf{d}_{\text{new}}$. On the other hand, using that \mathbf{d}_{old} and \mathbf{d}_{new} are integer multiples of $\frac{1}{P}$, we obtain

$$\begin{aligned} \mathbf{o}_2^{(1-)}(p, k) &= 0 \\ \Leftrightarrow (k-1)\mathbf{d}_{\text{old}} &\leq p\mathbf{d}_{\text{new}} - \frac{1}{P} \\ \Leftrightarrow (k-1)\mathbf{d}_{\text{old}} &< p\mathbf{d}_{\text{new}} \\ \Leftrightarrow \text{no integer } k' < k &\text{ satisfies } k'\mathbf{d}_{\text{old}} \geq p\mathbf{d}_{\text{new}}. \end{aligned}$$

This proves the first part of the claim. The second part follows because, again, \mathbf{d}_{old} and \mathbf{d}_{new} are integer multiples of $\frac{1}{P}$ and, hence, $\mathbf{o}_2^{(1+)}(p, k) + \mathbf{o}_2^{(1-)}(p, k)$ is an integer multiple of 2. \square

Lemma 9. *For each $p, k \in [P]$ with $p \geq k$, we have $\mathbf{o}_2^{(2+)}(p, k) + \mathbf{o}_2^{(2-)}(p, k) = 0$ if and only if $k = p^{(2)}$. Otherwise, we have $\mathbf{o}_2^{(2+)}(p, k) + \mathbf{o}_2^{(2-)}(p, k) \geq 2$.*

Proof. Analogous to Lemma 8. \square

The third hidden layer consists of $n_3 = P^2 + P$ neurons $\mathbf{o}_3^{(1)}(p, k)$ for $p, k \in [P]$ with $p \leq k$, as well as $\mathbf{o}_3^{(2)}(p, k)$ for $p, k \in [P]$ with $p \geq k$. Moreover, we have again helping variables that do not form an own hidden layer because they are only affine transformations of the previous layers, namely $\mathbf{h}^{(1)}(p)$ and $\mathbf{h}^{(2)}(p)$ for $p \in [P]$.

$$\mathbf{o}_3^{(1)}(p, k) = \sigma(2 - \mathbf{g}_{\text{in}}(k) - \mathbf{o}_2^{(1+)}(p, k) - \mathbf{o}_2^{(1-)}(p, k)), \quad p, k \in [P], p \leq k, \quad (3i)$$

$$\mathbf{o}_3^{(2)}(p, k) = \sigma(\mathbf{g}_{\text{in}}(k) - \mathbf{o}_2^{(2+)}(p, k) - \mathbf{o}_2^{(2-)}(p, k)), \quad p, k \in [P], p \geq k, \quad (3j)$$

$$\mathbf{h}^{(1)}(p) = 2 - \sum_{k=p}^P \mathbf{o}_3^{(1)}(p, k), \quad p \in [P], \quad (3k)$$

$$\mathbf{h}^{(2)}(p) = \sum_{k=1}^p \mathbf{o}_3^{(2)}(p, k), \quad p \in [P]. \quad (3l)$$

The idea of this layer is to compute $\mathbf{g}_{\text{in}}(p^{(1)})$ and $\mathbf{g}_{\text{in}}(p^{(2)})$, as the following two lemmas show.

Lemma 10. *For each $p \in [P]$, if $p^{(1)} \leq P$, we have $\mathbf{h}^{(1)}(p) = \mathbf{g}_{\text{in}}(p^{(1)})$. If $p^{(1)} > P$, we have $\mathbf{h}^{(1)}(p) = 2$.*

Proof. Note that $p^{(1)}$ is never smaller than p . If $p \leq p^{(1)} \leq P$, then $\mathbf{o}_3^{(1)}(p, p^{(1)}) = 2 - \mathbf{g}_{\text{in}}(p^{(1)})$ and $\mathbf{o}_3^{(1)}(p, k) = 0$ for each $k \neq p^{(1)}$ by Lemma 8. If $p^{(1)} > P$, then $\mathbf{o}_3^{(1)}(p, k) = 0$ for each k . Thus, the claim follows by the definition of $\mathbf{h}^{(1)}$. \square

Lemma 11. *For each $p \in [P]$, if $p^{(2)} \geq 1$, we have $\mathbf{h}^{(2)}(p) = \mathbf{g}_{\text{in}}(p^{(2)})$. If $p^{(2)} \leq 0$, we have $\mathbf{h}^{(2)}(p) = 0$.*

Proof. We first show that $p^{(2)}$ is never larger than p by proving that $p\mathbf{d}_{\text{old}} + \mathbf{p}_{\text{in}} \geq p\mathbf{d}_{\text{new}}$. If $\mathbf{d}_{\text{new}} = 1$, then also $\mathbf{d}_{\text{old}} = 1$ holds and this statement is true. Otherwise, we have $\mathbf{d}_{\text{new}} = \frac{\mathbf{p}_{\text{in}}^* + \mathbf{p}_{\text{in}}}{P}$ and $\mathbf{d}_{\text{old}} \geq \frac{\mathbf{p}_{\text{in}}^*}{P}$. Hence, we obtain $p(\mathbf{d}_{\text{new}} - \mathbf{d}_{\text{old}}) \leq \frac{p\mathbf{p}_{\text{in}}}{P} \leq \mathbf{p}_{\text{in}}$. Therefore, in any case, $p\mathbf{d}_{\text{old}} + \mathbf{p}_{\text{in}} \geq p\mathbf{d}_{\text{new}}$ follows, and thus also $p^{(2)} \leq p$.

If $1 \leq p^{(2)} \leq p$, then it follows that $\mathbf{o}_3^{(2)}(p, p^{(2)}) = \mathbf{g}_{\text{in}}(p^{(2)})$ and $\mathbf{o}_3^{(2)}(p, k) = 0$ for each $k \neq p^{(2)}$ by Lemma 9. If $p^{(2)} \leq 0$, then $\mathbf{o}_3^{(2)}(p, k) = 0$ holds for each k . Thus, the claim follows by the definition of $\mathbf{h}^{(2)}$. \square

The fourth hidden layer is used to compute the minimum in the recursion and consists of $n_4 = P$ neurons $\mathbf{o}_4(p)$ for $p \in [P]$. Finally, we output the P values $\mathbf{g}_{\text{out}}(p)$ for $p \in [P]$, as well as $\mathbf{p}_{\text{out}}^* = \mathbf{p}_{\text{in}}^* + \mathbf{p}_{\text{in}}$.

$$\mathbf{o}_4(p) = \sigma(\mathbf{h}^{(1)}(p) - (\mathbf{s}_{\text{in}} + \mathbf{h}^{(2)}(p))), \quad p \in [P], \quad (3m)$$

$$\mathbf{g}_{\text{out}}(p) = \mathbf{h}^{(1)}(p) - \mathbf{o}_4(p), \quad p \in [P], \quad (3n)$$

$$\mathbf{p}_{\text{out}}^* = \mathbf{p}_{\text{in}}^* + \mathbf{p}_{\text{in}}. \quad (3o)$$

The following lemma ensures that the output value $\mathbf{g}_{\text{out}}(p)$ is indeed computed by the desired recursion, provided that $\mathbf{h}^{(1)}$ and $\mathbf{h}^{(2)}$ are computed properly.

Lemma 12. *For each $p \in [P]$, we have $\mathbf{g}_{\text{out}}(p) = \min\{\mathbf{h}^{(1)}(p), \mathbf{s}_{\text{in}} + \mathbf{h}^{(2)}(p)\}$.*

Proof. This final layer of the FPTAS-NN is constructed exactly like the NN in Figure 1. \square

Equations (3a) to (3o) fully define the FPTAS-NN. We have shown several lemmas concerning the functionality of the individual layers. Now we turn towards the proofs of Theorems 2 and 3.

Proof of Theorem 2. We use induction on i . The induction start for $i = 0$ is settled by the initialization $g(p, 0) = 2$ for $p \in [P]$. For the induction step, suppose the claim is valid for all steps up to $i - 1$.

Fix some $p \in [P]$. By Lemma 12, the output $g(p, i) = \mathbf{g}_{\text{out}}(p)$ in the i -th step equals $\min\{\mathbf{h}^{(1)}(p), \mathbf{s}_{\text{in}} + \mathbf{h}^{(2)}(p)\}$. In the following, we distinguish two cases. Recall that $p^{(1)}$ and $p^{(2)}$ are the smallest possible integers with $p^{(1)}\mathbf{d}_{\text{old}} \geq p\mathbf{d}_{\text{new}}$ and $p^{(2)}\mathbf{d}_{\text{old}} + \mathbf{p}_{\text{in}} \geq p\mathbf{d}_{\text{new}}$, respectively.

Case 1: $\mathbf{h}^{(1)}(p) \leq \mathbf{s}_{\text{in}} + \mathbf{h}^{(2)}(p)$. This implies $g(p, i) = \mathbf{h}^{(1)}(p)$. If $\mathbf{h}^{(1)}(p) = 2$, nothing is to show. Otherwise, by Lemma 10, we have $p^{(1)} \leq P$ with $p^{(1)}\mathbf{d}_{\text{old}} \geq p\mathbf{d}_{\text{new}}$ and $g(p, i) = \mathbf{h}^{(1)}(p) = \mathbf{g}_{\text{in}}(p^{(1)}) = g(p^{(1)}, i - 1)$. By induction, we obtain that there exists a subset of $[i - 1]$ with size at most $g(p, i)$ and profit at least

$p^{(1)}\mathbf{d}_{\text{old}}$. Hence, using the same items yields a subset of $[i]$ with size at most $g(p, i)$ and profit at least $p\mathbf{d}_{\text{new}}$. Thus, the claim is proven in this case.

Case 2: $\mathbf{h}^{(1)}(p) > \mathbf{s}_{\text{in}} + \mathbf{h}^{(2)}(p)$. This implies $g(p, i) = \mathbf{s}_{\text{in}} + \mathbf{h}^{(2)}(p)$. Note that this can only happen if $\mathbf{h}^{(2)}(p) < 2$ because $\mathbf{h}^{(1)}(p)$ has at most value 2. First, suppose $p^{(2)} \leq 0$. This implies $p_i = \mathbf{p}_{\text{in}} \geq p\mathbf{d}_{\text{new}}$. Hence, by using just item i , we obtain a subset of profit at least $p\mathbf{d}_{\text{new}}$ and size at most $s_i = \mathbf{s}_{\text{in}} \leq \mathbf{s}_{\text{in}} + \mathbf{h}^{(2)}(p) = g(p, i)$, and we are done. Second, if $p^{(2)} \geq 1$, Lemma 11 implies that $g(p, i) = \mathbf{s}_{\text{in}} + \mathbf{h}^{(2)}(p) = \mathbf{s}_{\text{in}} + \mathbf{g}_{\text{in}}(p^{(2)}) = s_i + g(p^{(2)}, i-1)$. By induction, we obtain that there exists a subset of $[i-1]$ with size at most $g(p, i) - s_i$ and profit at least $p^{(2)}\mathbf{d}_{\text{old}}$. Hence, adding item i to this subset yields a subset of $[i]$ with size at most $g(p, i)$ and profit at least $p^{(2)}\mathbf{d}_{\text{old}} + p_i \geq p\mathbf{d}_{\text{new}}$. Thus, the claim is also proven in this case. \square

Proof of Theorem 3. Let M^{OPT} be an optimal solution to the Knapsack instance and $M_i^{\text{OPT}} = M^{\text{OPT}} \cap [i]$ be the subset of $[i]$ chosen by the optimal solution. Let $s_i^{\text{OPT}} = \sum_{j \in M_i^{\text{OPT}}} s_j$ be the size of M_i^{OPT} and $p_i^{\text{OPT}} = \sum_{j \in M_i^{\text{OPT}}} p_j$ be the profit of M_i^{OPT} . The idea of the proof is that in each step, we lose at most a profit of d_i compared to the optimal solution. Formally, we prove the following claim by induction on i : for every $i \in [n]$, and every $p \leq \left\lceil \frac{p_i^{\text{OPT}}}{d_i} \right\rceil - i$ we have $g(p, i) \leq s_i^{\text{OPT}}$.

The induction start is settled by extending the claim to $i = 0$, for which it is trivial. For the induction step, suppose the claim is valid for all steps up to $i-1$. Fix a value $p \leq \left\lceil \frac{p_i^{\text{OPT}}}{d_i} \right\rceil - i$. Let again $p^{(1)}$ and $p^{(2)}$ be the smallest possible integers with $p^{(1)}d_{i-1} \geq pd_i$ and $p^{(2)}d_{i-1} + p_i \geq pd_i$, respectively. We distinguish two cases.

Case 1: $i \notin M^{\text{OPT}}$, i.e., the optimal solution does not use item i . Observe that

$$\begin{aligned} pd_i &\leq \left(\left\lceil \frac{p_i^{\text{OPT}}}{d_i} \right\rceil - i \right) d_i \\ &\leq p_i^{\text{OPT}} - (i-1)d_i \\ &= p_{i-1}^{\text{OPT}} - (i-1)d_i \\ &\leq p_{i-1}^{\text{OPT}} - (i-1)d_{i-1} \\ &\leq \left(\left\lceil \frac{p_{i-1}^{\text{OPT}}}{d_{i-1}} \right\rceil - (i-1) \right) d_{i-1}. \end{aligned}$$

Hence, we obtain

$$p^{(1)} \leq \left\lceil \frac{p_{i-1}^{\text{OPT}}}{d_{i-1}} \right\rceil - (i-1) \tag{4}$$

by the definition of $p^{(1)}$. In particular, $p^{(1)} \leq \frac{p_{i-1}^*}{d_{i-1}} \leq P$ by the definition of d_{i-1} . Therefore, Lemmas 10 and 12 imply $g(p, i) \leq g(p^{(1)}, i-1)$. Due to Inequality (4), we can further conclude by induction that $g(p, i) \leq g(p^{(1)}, i-1) \leq s_{i-1}^{\text{OPT}} = s_i^{\text{OPT}}$, which settles the induction step in this case.

Case 2: $i \in M^{\text{OPT}}$, i.e., the optimal solution uses item i . Observe that

$$\begin{aligned}
pd_i &\leq \left(\left\lceil \frac{p_i^{\text{OPT}}}{d_i} \right\rceil - i \right) d_i \\
&\leq p_i^{\text{OPT}} - (i-1)d_i \\
&= p_{i-1}^{\text{OPT}} + p_i - (i-1)d_i \\
&\leq p_{i-1}^{\text{OPT}} + p_i - (i-1)d_{i-1} \\
&\leq \left(\left\lceil \frac{p_{i-1}^{\text{OPT}}}{d_{i-1}} \right\rceil - (i-1) \right) d_{i-1} + p_i.
\end{aligned}$$

Hence, we obtain

$$p^{(2)} \leq \left\lceil \frac{p_{i-1}^{\text{OPT}}}{d_{i-1}} \right\rceil - (i-1) \quad (5)$$

by the definition of $p^{(2)}$. If $p^{(2)} \leq 0$, Lemmas 11 and 12 imply $g(p, i) \leq s_i \leq s_i^{\text{OPT}}$. If $p^{(2)} \geq 0$, Lemmas 11 and 12 imply $g(p, i) \leq g(p^{(2)}, i-1) + s_i$. Due to Inequality (5), we can further conclude by induction that $g(p, i) \leq g(p^{(2)}, i-1) + s_i \leq s_{i-1}^{\text{OPT}} + s_i = s_i^{\text{OPT}}$, which finalizes the induction step.

Now, using the claim we have just proven by induction, we obtain that $g\left(\left\lceil \frac{p^{\text{OPT}}}{d_n} \right\rceil - n, n\right) \leq s_n^{\text{OPT}} \leq 1$. Therefore, it holds that

$$p^{\text{NN}} \geq \left(\left\lceil \frac{p^{\text{OPT}}}{d_n} \right\rceil - n \right) d_n \geq p^{\text{OPT}} - nd_n. \quad (6)$$

If $d_n = 1$, that is, $p^* \leq P$, then we have for all $i \in [n]$ that $d_i = 1$. Hence, in each step and for each $p \in [P]$, we have $p^{(1)} = p$ and $p^{(2)} = p - p_i$. Therefore, by Lemmas 10–12, the FPTAS-NN behaves like the DP-NN from Section 3 that executes the exact dynamic program and the theorem follows.

Otherwise, if $d_n > 1$, we have $d_n = \frac{p^*}{P}$. Since there must exist one item with profit at least $\frac{p^*}{n}$, we obtain $p^{\text{OPT}} \geq \frac{p^*}{n}$ and, hence, $nd_n = \frac{np^*}{P} \leq \frac{n^2 p^{\text{OPT}}}{P}$. Together with (6), this implies $\frac{p^{\text{NN}}}{p^{\text{OPT}}} \geq 1 - \frac{n^2}{P} \geq 1 - \varepsilon$. \square