

# Group testing with nested pools

Inés Armendáriz\*, Pablo A. Ferrari†

Daniel Fraiman‡, Silvina Ponce Dawson§

December 22, 2024

## Abstract

We iterate Dorfman’s pool testing algorithm [7] to identify infected individuals in a large population, a classification problem. This is an adaptive scheme with nested pools: pools at a given stage are subsets of the pools at the previous stage. We compute the mean and variance of the number of tests per individual as a function of the pool sizes  $m = (m_1, \dots, m_k)$  in the first  $k$  stages; in the  $(k + 1)$ -th stage all remaining individuals are tested. Denote by  $D_k(m, p)$  the mean number of tests per individual, which we will call the cost of the strategy  $m$ . The goal is to minimize  $D_k(m, p)$  and to find the optimizing values  $k$  and  $m$ . We show that the cost of the strategy  $(3^k, \dots, 3)$  with  $k \approx \log_3(1/p)$  is of order  $p \log(1/p)$ , and differs from the optimal cost by a fraction of this value. To prove this result we bound the difference between the cost of this strategy with the minimal cost when pool sizes take real values. We conjecture that the optimal strategy, depending on the value of  $p$ , is indeed of the form  $(3^k, \dots, 3)$  or of the form  $(3^{k-1}4, 3^{k-1}, \dots, 3)$ , with a precise description for  $k$ . This conjecture is supported by inspection of a family of values of  $p$ . Finally, we observe that for these values of  $p$  and the best strategy of the form  $(3^k, \dots, 3)$ , the standard deviation of the number of tests per individual is of the same order as the cost. As an example, when  $p = 0.02$ , the optimal strategy is  $k = 3$ ,  $m = (27, 9, 3)$ . The cost of this strategy is 0.20, that is, the mean number of tests required to screen 100 individuals is 20.

*Keywords* Dorfman’s retesting, Group testing, Nested pooled testing, Adaptive testing.

*AMS Math Classification* Primary 62P10

## 1 Introduction

The outbreak of COVID-19 caused by the novel Coronavirus, SARS-CoV-2, has spread over almost all countries in the world [18]. Running diagnostic tests is a key tool not only for the treatment of those infected but also to make decisions on how to handle the spread of the epidemic within nations and communities. The possibility of running the current gold standard test, RT-qPCR, in sample pools was investigated in [24] finding that the identification of individuals infected with SARS-CoV-2 is in fact possible using mixtures of up to 32 individual samples. The use of more sensitive tests [23, 6] would likely improve this limit.

---

\*Universidad de Buenos Aires & IMAS-CONICET-UBA. Email: [iarmend@dm.uba.ar](mailto:iarmend@dm.uba.ar)

†Universidad de Buenos Aires & IMAS-CONICET-UBA. Email: [pferrari@dm.uba.ar](mailto:pferrari@dm.uba.ar)

‡Universidad de San Andrés & CONICET. Email: [dfraiman@udesar.edu.ar](mailto:dfraiman@udesar.edu.ar)

§Universidad de Buenos Aires & IFIBA-CONICET-UBA Email: [silvina@df.uba.ar](mailto:silvina@df.uba.ar)

Dorfman [7] was the first to propose a group testing strategy in 1943. The samples from  $n$  individuals are pooled and tested together. If the test is negative, the  $n$  individuals of the pool are cleared. If the test is positive, each of the  $n$  individuals must be tested separately, and  $n+1$  tests are required to test  $n$  people. In the present note we focus on the mathematical aspects of a sequential multi-stage extension of Dorfman's algorithm. This scheme belongs to the family of *adaptive models*, in which the course of action chosen at each stage depends on the results of previous stages. Our approach assumes that each test is conclusive, i.e. there are no false positives/negatives.

Dorfman's 2-stage strategy was subsequently improved by Sterrett [22] to further reduce the number of tests and extended to more stages of group testing by Sobel and Groll [21] and Finucan [10]. Noticing that the optimal strategy depends on the fraction of infected individuals within the tested population, in [21] the approach was extended to estimate the infection probability  $p$ , and to situations with subpopulations characterized by different infection probabilities. References [15, 2, 3] proposed to use information on heterogeneous populations to improve Dorfman's algorithm. An extension of Dorfman's algorithm in which each group is tested several times to minimize testing errors was presented in [11]. The previous strategies are classified as adaptive. Adaptive strategies can lead to errors if the test gives false positives or negatives. When testing errors are present and/or tests are time consuming, it may be convenient to perform tests in parallel; these methods are called *nonadaptive* [19, 8, 14, 5, 4, 16, 1]. Nonadaptive testing is not necessarily free of errors. The impact of test sensitivity in both adaptive/nonadaptive testing was analyzed in [14].

Different pool testing strategies have been analyzed specifically for the case of SARS-CoV-2. In [12] Dorfman's algorithm is applied including the use of replicates to check for false negatives or positives. In [17] adaptive and non-adaptive methods that use binary splitting are compared numerically. The work in [20] evaluates numerically the performance of two-dimensional array pooling comparing it with Dorfman's strategy.

Under Dorfman's strategy [7] the mean number of tests per pool of  $n$  people is

$$1 + n(1 - (1 - p)^n), \quad (1)$$

where  $p$  is the probability that an individual is infected, assuming that the events that different people are infected are independent. The first term above is the number of tests in the first stage: one test per pool. The second term accounts for the  $n$  additional tests required in the second stage, one test per individual in the pool, when there is at least one infected individual, an event with probability  $1 - (1 - p)^n$ . Dividing by  $n$  in (1), the *cost* of the scheme, that is the mean number of tests per individual, is then

$$D(n, p) = \frac{1}{n} + 1 - (1 - p)^n. \quad (2)$$

The cost of the one stage strategy consisting in testing every person in the pool is 1, hence Dorfman's strategy is worth pursuing only if  $D(n, p) < 1$ . Solving for  $p$ , this means that

$$p < 1 - \frac{1}{e^{1/e}} \approx 0.3077992\dots, \quad (3)$$

and in this case  $n$  must be greater than or equal to 3. For small values of  $p$  the value  $n$  that minimizes  $D$  as a function of  $p$  is approximately  $p^{-1/2}$  and  $D(p^{-1/2}, p) \approx 2\sqrt{p}$ , see Feller [9].

In this note we propose to consider a sequence of nested pools, a scheme mentioned by Sobel and Groll [21]. In the first stage test pools of size  $m_1$ ; individuals in pools that tested negative are healthy. Pools that tested positive are split into (smaller) pools of size  $m_2$ , and these pools are

tested in the second stage. Iterate until the  $k$ -th stage where the pools are of size  $m_k$ , and finally, in the  $k + 1$ -th stage, test every remaining individual belonging to pools that tested positive in the previous stage. For each infection proportion  $p$  and pool strategy given by the choice of  $k$  and  $m = (m_1, \dots, m_k)$ , let

$$\begin{aligned} T_k(m, p) &:= \text{total number of tests per initial pool (of size } m_1), \\ D_k(m, p) &:= \frac{1}{m_1} E T_k = \text{cost of this strategy.} \end{aligned}$$

We compute a precise formula for  $T_k(m, p)$  and derive its mean and variance in §2.

Consider  $D_k(m, p) : \mathbb{R}_{\geq 0}^k \rightarrow \mathbb{R}$ , that is, allow pool sizes to take real values. We show in § 3.1 that for a given  $p$  and fixed  $k$ , the minimum of  $D_k(m, p)$  can be computed using the Lambert  $W$  function. Unfortunately there is no amenable formula of this minimum cost as a function of  $k$ . On the other hand, the linearization  $L_k(m, p)$  in  $p$  of the cost function has a very simple form, and its minimum is achieved at  $(e^k, \dots, e)$  with  $k \approx \log(1/p)$ , see §3.3. We note that  $L_k(m, p)$  coincides with the cost of the simplified scheme proposed by Finucan [10].

Drawing inspiration from the study of the linear approximation, we consider in §3.4 the family of pool strategies  $(3^k, \dots, 3)$ ,  $k \in \mathbb{N}$ , which are associated to feasible testing schemes. We compute in Lemma 8 the optimal choice of  $k$  for this family, that we denote by  $k_3 = k_3(p)$ , and prove in Theorem 9 that the cost  $D_{k_3}((3^{k_3}, \dots, 3), p)$  is of the same order as the minimum cost

$$D^*(p) = \min_{k, m} D_k(m, p) = O(p \log(1/p)) \quad (4)$$

and bound their difference. Notice that the optimization in (4) is carried out over real valued  $m \in \mathbb{R}^k$ , and the minimum attained is a lower bound to the optimum value achieved when considering actual testing schemes. Thus Theorem 9 provides a bound for the difference between  $D_{k_3}((3^{k_3}, \dots, 3), p)$  and the cost of the optimal feasible strategy, and shows that both are  $O(p \log(1/p))$ .

In §3.5 we study by inspection the cost function restricted to feasible nested pooling strategies, for a family of values of  $p \in [0.002, 0.1]$ . The results confirm that in most cases  $(3^{k_3}, \dots, 3)$  is the optimal strategy, see Table 1. These findings can be used as a guide to designing concrete group testing strategies. In §3.6 we contrast these discrete optimization results with those obtained in the linearized optimization problem, Table 2.

After plotting many different strategies, we conjecture in §3.7 that the optimal strategy is given by  $(3^j, \dots, 3)$  when  $p \in [\lambda_j, \rho_j]$ , and  $(3^{j-1}4, 3^{j-1}, \dots, 3)$  when  $p \in [\rho_{j+1}, \lambda_j]$ , where  $\rho_1 > \lambda_1 > \rho_2 > \lambda_2 > \dots$  are given explicitly.

Lemma 1 in §2 gives a closed formula for the  $\text{Var}(T_k(m, p))$  in the particular case of interest here, when pool sizes  $m_1, \dots, m_k$  are powers of a fixed quantity. We apply it to compute the standard deviation of the number of tests per person in the discrete optimization solution in §3.5. It turns out that, for the family of values of  $p$  considered, the standard deviation is of the same order as the mean number of tests, Table 1.

The article is organized as follows. In §2 we define the pool strategy and compute the mean and variance of the random number of tests per individual. We consider the problem of optimizing the cost function in §3. We include three appendices with technical computations.

## 2 Nested strategy

We iterate Dorfman's strategy using nested pools, that is, pools in each stage are obtained as a partition of the positive-testing pools in the previous stage.

We work under the assumption that the events that different individuals in the population to be tested are infected are independent. Let  $X = (X_1, \dots, X_N)$  with i.i.d.  $X_i \sim \text{Bernoulli}(p)$ . When  $X_i = 1$  we say that the individual  $i$  is infected. The parameter  $p$  is the probability that an individual is infected. For any subset  $A$  of the population, that is  $A \subset \{1, \dots, N\}$ , the function

$$\phi_A(X) := \prod_{i \in A} (1 - X_i). \quad (5)$$

is called a *test*. Notice that if there is no infected individual in  $A$  then the test takes the value 1, and otherwise it vanishes. The goal is to reveal the values of  $X$  as the result of a family of tests.

To describe Dorfman's strategy [7] in these terms, let  $m_1 = n$  denote the chosen size for the pools, let  $W = \{X_i\}_{1 \leq i \leq m_1}$  be one of the pools, and compute

$$\phi := (1 - X_1) \dots (1 - X_{m_1}). \quad (6)$$

This test is the first stage of the strategy. If  $\phi = 1$  the pool has no infected individuals, and we conclude that  $X_1 = \dots = X_{m_1} = 0$ . If  $\phi = 0$  we move on to the second stage, where we compute each  $X_i$  individually. The number  $T = T(X)$  of performed tests is a function of  $X$  given by

$$T = 1 + m_1(1 - \phi), \quad (7)$$

and the cost (2) is

$$D(m_1, p) := \frac{1}{m_1} ET = \frac{1}{m_1} + 1 - q^{m_1}, \quad (8)$$

with

$$q := 1 - p. \quad (9)$$

Let us now describe the 3-stage procedure. Denote by  $m_1, m_2 \geq 1$  the sizes of the pools in the first and second stage, respectively, where  $m_1$  is a multiple of  $m_2$ . Let  $W = \{X_i\}_{1 \leq i \leq m_1}$  be the pool in the first stage. We partition this family into  $\frac{m_1}{m_2}$  subsets  $W_0, \dots, W_{\frac{m_1}{m_2}-1}$ , by setting

$$W_i := \{X_{m_2 i + 1}, \dots, X_{m_2(i+1)}\}, \quad 0 \leq i \leq \frac{m_1}{m_2} - 1. \quad (10)$$

These are the pools of the second stage. Let

$$\phi := \prod_{i=1}^{m_1} (1 - X_i) \quad \text{and} \quad \phi_i := \prod_{j=1}^{m_2} (1 - X_{m_2 i + j}), \quad 0 \leq i \leq \frac{m_1}{m_2} - 1. \quad (11)$$

As before,  $\phi = 1$  if the pool  $W$  has no infected individuals and 0 otherwise, and similarly  $\phi_i = 1$  if and only if  $W_i$  contains no infected individuals.

In order to reveal the set of variables  $X_i = 1$ ,  $1 \leq i \leq m_1$ , we propose the following *sequential group testing* scheme: first evaluate  $\phi$ . If  $\phi = 1$  then there are no infected individuals in  $W$ . If

$\phi = 0$  then evaluate  $\phi_i, 0 \leq i \leq \frac{m_1}{m_2} - 1$ . This is the second stage of testing. Note that conditional on  $\phi = 0$  there must be at least one index  $i$  with  $\phi_i = 1$ , in this case we will say that the  $i$ -th pool is infected. Finally, in the third stage, apply the test to each individual belonging to an infected pool in the second stage. Denote by  $T_2$  the number of tests for the sample  $W$  under this 3-stage scheme. Note that we label  $T$  according to the number  $k$  of pooled stages (2 in this case) rather than with the total number of stages.  $T_2$  is a function of  $W = (X_1, \dots, X_{m_1})$ . We get

$$T_2 = 1 + (1 - \phi) \frac{m_1}{m_2} + (1 - \phi) m_2 \sum_{i=0}^{\frac{m_1}{m_2} - 1} (1 - \phi_i). \quad (12)$$

Now  $1 - \phi \sim \text{Bernoulli}(1 - q^{m_1})$ , and  $\{1 - \phi_i\}_{0 \leq i \leq \frac{m_1}{m_2} - 1}$  are independent, identically distributed random variables with distribution  $\text{Bernoulli}(1 - q^{m_2})$ , hence

$$I := \sum_{i=0}^{\frac{m_1}{m_2} - 1} (1 - \phi_i) \sim \text{Binomial}\left(\frac{m_1}{m_2}, 1 - q^{m_2}\right). \quad (13)$$

Note that  $\phi = 1$  implies  $\phi_i = 1, i = 0, \dots, \frac{m_1}{m_2} - 1$ , hence

$$\phi(1 - \phi_i) \equiv 0 \quad \text{and} \quad I\phi \equiv 0. \quad (14)$$

Replacing in (12) we get

$$T_2 = 1 + (1 - \phi) \frac{m_1}{m_2} + m_2 \sum_{i=0}^{\frac{m_1}{m_2} - 1} (1 - \phi_i). \quad (15)$$

**Expected number of tests per individual** Let  $D_2(m_1, m_2, p) := \frac{1}{m_1} ET_2$  denote the cost of the 3-stage scheme with size  $m_1$  pools in the first stage, size  $m_2$  pools in the second stage, and probability of infection  $p$ . From (15) we get

$$D_2(m_1, m_2, p) = \frac{1}{m_1} + \frac{1}{m_2} (1 - q^{m_1}) + 1 - q^{m_2}. \quad (16)$$

In general, for the  $k + 1$ -stage scheme, let us denote by  $T_k$  the total number of tests that are needed to classify the variables in the pool  $W$ . We get

$$\begin{aligned} T_k = & 1 + (1 - \phi) \frac{m_1}{m_2} + \frac{m_2}{m_3} \sum_{i=0}^{\frac{m_1}{m_2} - 1} (1 - \phi_i) + \frac{m_3}{m_4} \sum_{i_1=0}^{\frac{m_1}{m_2} - 1} \sum_{i_2=0}^{\frac{m_2}{m_3} - 1} (1 - \phi_{i_1 i_2}) \\ & + \dots + m_k \sum_{i_1=0}^{\frac{m_1}{m_2} - 1} \sum_{i_2=0}^{\frac{m_2}{m_3} - 1} \dots \sum_{i_{k-1}=0}^{\frac{m_{k-1}}{m_k} - 1} (1 - \phi_{i_1 i_2 \dots i_{k-1}}), \end{aligned} \quad (17)$$

where  $(1 - \phi_{i_1 i_2 \dots i_{k-1}})$  are i.i.d.  $\text{Bernoulli}(1 - q^{m_k})$ . Then, denoting  $m = (m_1, \dots, m_k)$  and

$$D_k(m, p) := \frac{1}{m_1} ET_k, \quad (18)$$

the cost is

$$D_k(m, p) = \frac{1}{m_1} + 1 - q^{m_k} + \sum_{j=2}^k \frac{1}{m_j} (1 - q^{m_{j-1}}). \quad (19)$$

Note that, if we denote by

$$T_k^j := \frac{m_{j-1}}{m_j} \sum_{i_1=0}^{\frac{m_1}{m_2}-1} \sum_{i_2=0}^{\frac{m_2}{m_3}-1} \cdots \sum_{i_{j-2}=0}^{\frac{m_{j-2}}{m_{j-1}}-1} (1 - \phi_{i_1 i_2 \dots i_{j-2}}), \quad (20)$$

the number of tests performed at the  $j$ -th stage, then its mean is independent of  $k$ ,

$$ET_k^j = \frac{m_1}{m_j} (1 - q^{m_{j-1}}). \quad (21)$$

**Variance** The variance of  $T_k$  can be computed explicitly. We write down here the case  $k = 2$ ; the proof is given in the Appendix A,

$$\text{Var}(T_2) = \frac{m_1^2}{m_2^2} q^{m_1} (1 - q^{m_1}) + m_2 m_1 q^{m_2} (1 - q^{m_2}) + 2 \frac{m_1^2}{m_2} q^{m_1} (1 - q^{m_2}). \quad (22)$$

An important case is when the ratio between consecutive pool sizes is constant and given by the last pool size  $m_k$ . This case will be relevant for the linearized optimization problem in §3.3 and for the discrete optimization problem in §3.5.

**Lemma 1** (Variance when pool-sizes are powers of  $m_k$ ). *Let  $\frac{m_j}{m_{j+1}} = \mu = m_k$ ,  $j \leq 1 \leq k$ , so that  $m_j = \mu^{k-j+1}$ . Then,*

$$\text{Var}(T_k) = \mu^2 \left\{ \sum_{i=1}^k \mu^{i-1} (1 - q^{m_i}) \left[ q^{m_i} + 2 \sum_{j=1}^{i-1} q^{m_j} \right] \right\} \quad (23)$$

$$= \mu^2 \left\{ \sum_{i=1}^k \mu^{i-1} (1 - q^{\mu^{k-i+1}}) \left[ q^{\mu^{k-i+1}} + 2 \sum_{j=1}^{i-1} q^{\mu^{k-j+1}} \right] \right\}. \quad (24)$$

This lemma is proved in Appendix A. Computations are similar for the general case, without assumptions on the sequence of pool sizes.

### 3 Optimization

In this section we search for the values of  $k$  and  $m = (m_1, \dots, m_k)$  which minimize  $D_k(m, p)$ . Throughout §3.1, §3.2 and §3.3 pool sizes are allowed to take values in  $\mathbb{R}_{\geq 0}$ . In §3.1 we show that it is possible to optimize the cost  $D_k$  for fixed  $p$  and  $k$  using the Lambert  $W$  function, and derive some estimates for the optimal strategy in §3.2. In §3.3 we optimize the linearization of the cost, and bound its difference with the cost. We optimize over the family of strategies  $(3^k, \dots, 3)$ ,  $k \in \mathbb{N}$ , in §3.4, and show that the cost of the best choice is of the same order as the optimal strategy (Theorem 9), we compare this cost with the linearized cost for the same strategy in §3.6. In §3.5 we optimize over nested pool sizes  $(m_1, \dots, m_k)$  in  $\mathbb{N}^k$  by inspection, for some values of  $p$ . Finally, in §3.7 we conjecture the optimal nested strategy for any  $p \in [0, 1]$ .

### 3.1 Exact optimization with $(m_1, \dots, m_k) \in \mathbb{R}_{\geq 0}^k$

We now optimize (19) for fixed  $p$  and  $k$ , over the vector of nested pool sizes  $(m_1, \dots, m_k)$  in  $\mathbb{R}_{\geq 0}^k$ . Denote

$$m_0 = \infty, \quad m_{k+1} = 1, \quad x_i = m_i \log q. \quad (25)$$

With these definitions (19) reads

$$D_k(m, p) = \log q \sum_{j=1}^{k+1} \frac{1 - e^{x_{j-1}}}{x_j} =: h(x) \log q. \quad (26)$$

Consider  $x = (x_1, \dots, x_k) \in \mathbb{R}_{\leq 0}^k$ . We look for a maximum of  $h$ . Setting  $\frac{\partial h}{\partial x_i} = 0$ ,  $i = 1, \dots, k$ , we get the following equations

$$x_j^2 e^{x_j} = -x_{j+1}(1 - e^{x_{j-1}}), \quad j = 1, \dots, k. \quad (27)$$

This system can be solved exactly in terms of the principal branch  $W_0$  of the Lambert function. As an example, for  $k = 2$  the two equations are

$$x_1^2 e^{x_1} = -x_2(1 - e^{x_0}), \quad x_2^2 e^{x_2} = -x_3(1 - e^{x_1}), \quad (28)$$

or, using (25),

$$x_1^2 e^{x_1} = -x_2, \quad x_2^2 e^{x_2} = -(1 - e^{x_1}) \log q. \quad (29)$$

From the second equation we get

$$\frac{x_2}{2} e^{x_2/2} = -\frac{1}{2} \sqrt{(1 - e^{x_1}) \log(1/q)}.$$

The function  $z \mapsto ze^z$  maps  $(-\infty, 0]$  to  $[-e^{-1}, 0]$ . Hence, if the right hand side of the above expression falls in the interval  $[-e^{-1}, 0]$ , we can solve

$$x_2 = 2W_0\left(-\frac{1}{2}\sqrt{(1 - e^{x_1}) \log(1/q)}\right), \quad (30)$$

The choice of the principal branch  $W_0 : [-e^{-1}, 0] \rightarrow [-1, 0]$  of the Lambert function is required by the first equation in (29) and the fact that  $\inf_{z \leq 0} -z^2 e^z = -4e^{-2}$ . Plugging (30) in the left equation of (29), we have

$$x_1^2 e^{x_1} = -2W_0\left(-\frac{1}{2}\sqrt{(1 - e^{x_1}) \log(1/q)}\right). \quad (31)$$

For  $p = 0.04$ , we use Mathematica [13] to get  $x_1 \approx -0.452041460261919$  and  $x_2 \approx -0.1300281628$ . Dividing by  $\log 0.96$  we obtain  $m_1 \approx 11.07347805$  and  $m_2 \approx 3.185247667$ . Rounding up to get a feasible strategy such that  $m_1$  is a multiple of  $m_2$ , we get  $m_1 = 12$  and  $m_2 = 3$ . This strategy turns out to be optimal among the strategies with  $m_1 \leq 100$ , its cost is shown in Table 1. When  $p = 0.08$  we get  $m_1 \approx 7.893901064$  and  $m_2 \approx 2.69028519$ . These values are close to strategies (8, 2), and (9, 3) and  $D_2((9, 3), 0.08) \approx 0.508369323 < D_2((8, 2), 0.08) \approx 0.521990563$ . In fact, (9, 3) is optimal among the strategies such that  $m_1 \leq 100$ .

This procedure can be carried out for any  $k$ . For instance, for  $k = 3$ , denoting  $V : [-4e^{-2}, 0] \rightarrow \mathbb{R}$  by  $V(x) = 2W_0(-\frac{\sqrt{-x}}{2})$  and  $g(z) = V^{-1}(z) = -z^2 e^z$ , we get

$$x_1 = V\{V[(1 - e^{x_1})V((1 - e^{g(x_1)}) \log q)]\}. \quad (32)$$

Once we know  $x_1$  we can derive  $x_2$  and  $x_3$  using (27).

### 3.2 Some estimates for the optimal strategy

In this subsection we establish bounds for the size  $m_1$  of the first pool and the number  $k$  of stages under an optimal strategy. We then show that, under some assumptions, the cost of a strategy may be lowered by adding one stage and reducing the ratio between two consecutive pool sizes. As a consequence of these results, we obtain a bound on the ratio of consecutive pool sizes of the optimal strategy.

For  $k \in \mathbb{N}$ , let

$$\mathbb{R}_{\geq 0}^{k,\downarrow} := \left\{ m = (m_1, \dots, m_k) \in \mathbb{R}^k, m_i \geq m_{i+1} \geq 1 \text{ and } \frac{m_i}{m_{i+1}} \geq 2, 1 \leq i \leq k-1 \right\}. \quad (33)$$

Note that the constraints in this definition are naturally satisfied when the vector  $m \in \mathbb{N}^k$  defines a nested strategy, while a generic  $m \in \mathbb{R}_{\geq 0}^{k,\downarrow}$  will not be associated to a feasible nested strategy if any of its coordinates belongs to  $\mathbb{R}_{\geq 0} \setminus \mathbb{N}$ , or if any of the entries  $m_i$  fails to be a multiple of the next coordinate  $m_{i+1}$ ,  $1 \leq i \leq k-1$ . For the rest of this section we consider the cost functions as mappings  $D_k : \mathbb{R}_{\geq 0}^{k,\downarrow} \rightarrow \mathbb{R}$ . The estimates in Lemmas 2 and 3 below will be useful in §3.4 to determine feasible and economical nested strategies.

**Lemma 2** (Bounds on the first pool size  $m_1$  and stage number  $k$ ). *Let  $p \in [0, 1]$ , and let  $k^* \in \mathbb{N}$  and  $m^* = (m_1^*, \dots, m_{k^*}^*)$  be minimizers of the cost function  $D_k(m, p)$ ,*

$$k^* = \arg \min_{k \in \mathbb{N}} \min_{m \in \mathbb{R}_{\geq 0}^{k,\downarrow}} D_k(m, p), \quad m^* = \arg \min_{m \in \mathbb{R}_{\geq 0}^{k^*,\downarrow}} D_{k^*}(m, p). \quad (34)$$

Then

$$m_1^* \leq \frac{1}{\log 1/q} \quad \text{and} \quad k^* \leq 1 + \frac{|\log \log(1/q)|}{\log 2}. \quad (35)$$

*Proof.* The second inequality in (35) follows from the first. Indeed, by the conditions in (33)

$$1 \leq m_{k^*}^* \leq \frac{1}{2^{k^*-1}} m_1^* \implies \frac{\log(m_1^*)}{\log 2} \geq k^* - 1 \implies k^* \leq 1 + \frac{|\log \log(1/q)|}{\log 2}.$$

Suppose now that  $m_1^* > \frac{1}{\log 1/q}$ . If  $m_2^* > m_1^* q^{m_1^*}$ , we have

$$\frac{1}{m_1^*} + \frac{(1 - q^{m_1^*})}{m_2^*} > \frac{1}{m_2^*}, \quad \text{and} \quad D_{k^*-1}((m_2^*, \dots, m_{k^*}^*), p) < D_{k^*}(m^*, p),$$

which is not possible by the optimality of  $(k^*, m^*)$ . If, on the other hand,  $m_2^* \leq m_1^* q^{m_1^*}$ , then

$$m_2^* \leq \max_{x \geq 0} x q^x = \frac{e^{-1}}{\log(1/q)}. \quad (36)$$

Fix  $(m_2^*, \dots, m_{k^*}^*)$  and maximize  $D_{k^*}((x, m_2^*, \dots, m_{k^*}^*), p)$  over  $x$ . We find that the critical point  $\hat{m}_1$  satisfies

$$\hat{m}_1 = \frac{2}{\log q} W_0 \left( \frac{-\sqrt{\log(1/q) m_2^*}}{2} \right),$$



$W_0$  the principal branch of the Lambert function. From (36) we get

$$\frac{-\sqrt{\log(1/q)m_2^*}}{2} \geq -\frac{e^{-\frac{1}{2}}}{2} \implies W_0\left(\frac{-\sqrt{\log(1/q)m_2^*}}{2}\right) \geq -\frac{1}{2} \quad \text{and} \quad \hat{m}_1 \leq \frac{1}{\log 1/q}.$$

It is easy to check that  $\hat{m}_1 \geq 2m_2^*$ , hence by the optimality of  $m^* \in \mathbb{R}_{\geq 0}^{k,\downarrow}$  we conclude that  $\hat{m}_1 = m_1^*$ . This implies  $m_1^* \leq \frac{1}{\log 1/q}$ , a contradiction.  $\square$

**Lemma 3** (Bounded ratio between consecutive pool sizes). *Let  $k \in \mathbb{N}$  and  $m = (m_1, \dots, m_k) \in \mathbb{R}_{\geq 0}^{k,\downarrow}$  such that*

$$i) \quad m_1 \leq \frac{1}{\log 1/q},$$

$$ii) \quad m_{i-1} = \ell m_i, \text{ for some } \ell \geq 6 \text{ and } i \in \{2, \dots, k\}.$$

Let

$$m' = (m_1, \dots, \ell m_i, 3m_i, m_i, \dots, m_k) \in \mathbb{R}_{\geq 0}^{k+1,\downarrow}.$$

Then

$$D_{k+1}(m', p) \leq D_k(m, p). \quad (37)$$

*Proof.* From (19) we get

$$D_{k+1}(m', p) - D_k(m, p) = \frac{1 - q^{\ell m_i}}{3m_i} + \frac{1 - q^{3m_i}}{m_i} - \frac{1 - q^{\ell m_i}}{m_i} \leq 0,$$

if and only if

$$1 + 2q^{\ell m_i} - 3q^{3m_i} \leq 0 \iff x = q^{m_i} \text{ satisfies } 1 + 2x^\ell - 3x^3 \leq 0.$$

For  $\ell = 6$  we have

$$2x^6 - 3x^3 + 1 = 0, x \in \mathbb{R} \iff x = 1 \text{ or } x = \frac{1}{\sqrt[3]{2}}$$

$$\text{and } 1 + 2q^{6m_i} - 3q^{3m_i} \leq 0 \iff \frac{1}{\sqrt[3]{2}} \leq q^{m_i} \leq 1.$$

In order to show that this last inequality holds under the hypotheses of the lemma, note that  $q^{m_i} \geq q^{\frac{1}{\log 1/q}} = e^{-\frac{1}{6}}$  by *i)* and *ii)*, so that

$$q^{m_i} \geq e^{-\frac{1}{6}} \geq \frac{1}{\sqrt[3]{2}}, \quad (38)$$

as wanted.

To prove the lemma for  $\ell > 6$ , write

$$\begin{aligned} 2x^\ell - 3x^3 + 1 &= (x-1)(2x^{\ell-1} + \dots + 2x - 1) = (x-1)(2x^{\ell-1} + \dots + 2x^5 + \dots + 2x - 1) \\ &\leq (x-1)(2x^5 + \dots + 2x - 1) \\ &= 2x^6 - 3x^3 + 1 \leq 0, \quad x \in \left[\frac{1}{\sqrt[3]{2}}, 1\right], \end{aligned}$$

and the result follows from (38).  $\square$

**Corollary 4** (Bounded ratio between consecutive pool sizes in  $m^*$ ). *Let  $p \in [0, 1]$ , and let  $k^* \in \mathbb{N}$  and  $m^* = (m_1^*, \dots, m_{k^*}^*)$  be minimizers of the cost function  $D_k(m, p)$  as in (34). Then*

$$m_{i+1}^* > \frac{1}{6}m_i^*, \quad 1 \leq i \leq k^* - 1. \quad (39)$$

*Proof.* The conditions in Lemma 3 are satisfied by  $m^*$  by Lemma 2.  $\square$

### 3.3 Linearization of the cost function

The exact computation of the optimal strategy becomes complicated as the number of stages increases. In this subsection we study the linearized version of the cost, which is easier to optimize and gives a good approximation to the cost for small  $p$ .

Let us fix  $p$  and a stage number  $k + 1$ . We linearize the expected number of tests per individual  $D_k = D_k(m, p)$  obtained in (19):

$$\begin{aligned} D_k &= \frac{1}{m_1} + 1 - e^{m_k \log q} + \sum_{j=2}^k \frac{1}{m_j} (1 - e^{m_{j-1} \log q}) \\ &= L_k + \text{error}. \end{aligned} \quad (40)$$

where the linear approximation  $L_k = L_k(m, p)$  is given by

$$L_k := \frac{1}{m_1} + m_k p + p \sum_{j=2}^k \frac{m_{j-1}}{m_j}. \quad (41)$$

The linearized cost  $L_k$  coincides with the cost proposed by Finucan [10], who assumed that for suitable  $p$  and  $m_1$  there is at most one infected individual per pool at all stages; we give some details after Lemma 7.

In the next lemma we show that the cost is bounded above by the linearized cost, and provide an estimate for the difference. The result is proved in Appendix B.

**Lemma 5** (Domination and error bounds). *Let  $p \in [0, \frac{1}{2}]$ . Let  $m = (m_1, \dots, m_k) \in \mathbb{R}_{\geq 1}^k$ . Then*

1. *The linearized cost is an upper bound to the cost,*

$$D_k(m, p) \leq L_k(m, p). \quad (42)$$

2. *If  $\frac{m_{i-1}}{m_i} \leq \ell$  for  $2 \leq i \leq k + 1$ , with  $m_{k+1} := 1$ , then*

$$|D_k(m, p) - L_k(m, p)| \leq \ell m_1 \log^2 q + \ell k p^2. \quad (43)$$

*In particular, when  $\frac{m_j}{m_{j+1}} = m_k$ ,  $1 \leq j \leq k - 1$ , equation (43) becomes*

$$|D_k(m, p) - L_k(m, p)| \leq m_k^{k+1} \log^2 q + m_k k p^2. \quad (44)$$

Define the optimal values for  $L_k$  by

$$m^\sharp(k) = (m_1^\sharp(k), \dots, m_k^\sharp(k)) := \arg \min_{(m_1, \dots, m_k) \in \mathbb{R}_+^k} L_k \quad \text{and} \quad (45)$$

$$L_k^\sharp := L_k(m^\sharp(k), p). \quad (46)$$

In the next two lemmas we compute the optimal linearized values, see also [10].

**Lemma 6** (Optimal pool sizes). *Let  $p \in (0, 1)$  and  $k \in \mathbb{N}$ ,  $k \geq 2$ . Then*

$$m_j^\sharp(k) = p^{-\frac{k-j+1}{k+1}}, \quad 1 \leq j \leq k. \quad (47)$$

$$L_k^\sharp = (k+1)p^{\frac{k}{k+1}}. \quad (48)$$

*Proof.* For  $k \geq 3$  we get

$$\frac{\partial L_k}{\partial m_1} = -\frac{1}{m_1^2} + \frac{p}{m_2}, \quad (49)$$

$$\frac{\partial L_k}{\partial m_i} = -\frac{pm_{i-1}}{m_i^2} + \frac{p}{m_{i+1}}, \quad 2 \leq i \leq k-1, \quad (50)$$

$$\frac{\partial L_k}{\partial m_k} = -\frac{pm_{k-1}}{m_k^2} + p. \quad (51)$$

In order to find critical points we look for values of  $m_j$ ,  $1 \leq j \leq k$  where these derivatives vanish. We get

$$\frac{\partial L_k}{\partial m_k} = 0 \iff m_{k-1} = m_k^2 \quad \text{from (51)} \quad (52)$$

$$\frac{\partial L_k}{\partial m_i} = 0 \iff m_{i-1} = \frac{m_i^2}{m_{i+1}} \quad \text{for } 2 \leq i \leq k-1, \quad (53)$$

$$\frac{\partial L_k}{\partial m_1} = 0 \iff m_2 = pm_1^2 \quad (54)$$

Given  $m_k$  we use (52) and (53) to solve backwards in the index  $i$ , and we get

$$m_{k-1} = m_k^2, \quad m_{k-2} = \frac{m_{k-1}^2}{m_k} = m_k^3, \quad m_{k-3} = \frac{m_{k-2}^2}{m_{k-1}} = m_k^4$$

and, in general,  $m_{k-j} = m_k^{j+1}, \quad 0 \leq j \leq k-1. \quad (55)$

We replace the values of  $m_1$  and  $m_2$  in (54) to obtain the equation

$$m_k^{k-1} = pm_k^{2k} \iff m_k = p^{-\frac{1}{k+1}}, \quad (56)$$

from where we get (47). We show in Appendix C that the Hessian matrix of  $L_k$  evaluated at the critical point  $(m_1^\sharp(k), \dots, m_k^\sharp(k))$  is positive definite, and hence this is a minimum of  $L_k$ .

Substituting (47) in (41) yields  $L_k^\sharp = p^{\frac{k}{k+1}} + kp p^{-\frac{1}{k+1}} = (k+1)p^{\frac{k}{k+1}}$ . □

We now optimize  $L_k^\sharp$  as a function of  $k$ . Denote

$$L^\sharp = L^\sharp(p) := \min_{k \in \mathbb{R}_+} L_k^\sharp; \quad k^\sharp := \arg \min_{k \in \mathbb{R}_+} L_k^\sharp. \quad (57)$$

In general  $k^\sharp \in \mathbb{R} \setminus \mathbb{N}$ . Notice that when  $k$  is not a positive integer it is not possible to define a vector  $(m_1, \dots, m_k)$  where to evaluate  $L_k$ .

**Lemma 7** (Optimal number of stages). *For any  $p \in (0, 1)$  we have*

$$k^\sharp = \log \frac{1}{p} - 1, \quad L^\sharp = e p \log(1/p). \quad (58)$$

*Furthermore, if  $p = e^{-u}$  for some integer  $u \geq 2$ , then  $k^\sharp = u - 1$  and*

$$L^\sharp = L_{k^\sharp}(m^\sharp, p), \quad \text{where } m^\sharp = (e^{u-1}, \dots, e). \quad (59)$$

*Proof of Lemma 7.* We compute the derivative

$$\frac{\partial L_k^\sharp}{\partial k} = p^{\frac{1}{k+1}} \left[ 1 + \frac{\log p}{1+k} \right],$$

which vanishes at  $k = k^\sharp = \log \frac{1}{p} - 1$ . This is in fact a global minimum of  $L_k^\sharp$ , for a given value of  $p$ . We now replace this value in  $L_k^\sharp$  to get

$$L^\sharp = p^{1 - \frac{1}{\log(1/p)}} \log \frac{1}{p} = e p \log(1/p).$$

Under  $p = e^{-u}$  we have  $k^\sharp = u - 1$ , which replaced in (47) gives

$$m_{k^\sharp}^\sharp = e \quad \text{and} \quad m_j^\sharp = e^{k-j+1}. \quad \square$$

**Remark** Finucan [10] proposes to iterate Dorfman's strategy with non necessarily nested pools, under the assumption that at every stage each pool has at most one infected individual. Call  $U$  := number of infected individuals in a population of size  $N$ ,  $U$  has Binomial( $N, p$ ) distribution. The number of individuals to be tested in the  $i$ -th stage is  $U m_{i-1}$ , and the total number of tests is

$$\frac{N}{m_1} + \frac{U m_1}{m_2} + \frac{U m_2}{m_3} + \dots + \frac{U m_{k-1}}{m_k} + U m_k. \quad (60)$$

Dividing by  $N$  and taking expectation, Finucan gets the linearized cost  $L_k(m, p)$  defined in (41) and derives the results of Lemmas 6 and 7. He also shows that this optimal values maximize the information gain per test in the case that there is at most one infected individual per pool.

However, the hypothesis that there is at most one infected individual per pool is not satisfied for the optimal values (47). Indeed, when  $m_1 \approx 1/p$ , the number of infected individuals per pool is approximately Poisson with mean 1. In any case, Finucan's cost provides an upper bound to the true cost of the strategy  $(k, m)$ , as it in fact computes the number of tests in the worst case scenario, this is proved rigorously in Lemma 5. This result can also be derived using an information-based approach since the least informative case is that in which the infected samples are as uniformly distributed as possible which, in the case of interest here, corresponds to having at most one infected individual per pool at all stages.

### 3.4 The strategy $(3^{k_3}, \dots, 3)$

In this subsection we compute  $k$  that minimizes the cost  $D_k((\mu^k, \dots, \mu), p)$  for a given  $\mu \geq 0$ , and prove in Theorem 9 that this optimal choice when  $\mu = 3$  leads to a cost of the same order as the minimum possible cost associated to  $p$ ,

$$D^*(p) := \min_{k \in \mathbb{N}} \min_{m \in \mathbb{R}_{\geq 0}^{k, \downarrow}} D_k(m, p). \quad (61)$$

The choice of pool sizes is inspired by the optimal results for the linearization of the cost obtained in the previous subsection.

**Lemma 8.** *Among strategies  $m = (\mu^k, \dots, \mu)$ , the optimizing  $k$  for the cost  $D_k(m, p)$  is achieved at  $k_\mu(p)$  defined by*

$$k_\mu(p) := \left\lfloor \log_\mu \left( \frac{1}{\log_\mu(1/(1-p))} \right) \right\rfloor. \quad (62)$$

*Proof.* From the definition (19) of  $D_k$  we have

$$\begin{aligned} D_{k+1}(m, p) - D_k(m, p) &= \frac{1}{\mu^{k+1}} - \frac{1}{\mu^k} + \frac{1}{\mu^k}(1 - q^{\mu^{k+1}}) \\ &= \frac{1}{\mu^{k+1}} - \frac{1}{\mu^k} q^{\mu^{k+1}}. \end{aligned}$$

This expression is greater than zero if and only if  $\mu^{k+1} > \frac{1}{\log_\mu(1/q)}$ , which implies that  $k_\mu(p)$  given by (62) minimizes  $D_k(m, p)$ .  $\square$

**Theorem 9** (Estimation of the cost and accuracy of the strategy  $(3^{k_3}, \dots, 3)$ ). *Let  $p \in [0, \frac{1}{2}]$ ,  $k_3 = k_3(p)$  as in (62). Then*

$$D_{k_3}((3^{k_3}, \dots, 3), p) \leq \frac{3}{\log 3} p \log(1/p) + p + 5p^2, \quad (63)$$

and, with  $D^*(p)$  defined in (61),

$$\begin{aligned} |D_{k_3}((3^{k_3}, \dots, 3), p) - D^*(p)| &\leq \left( \frac{3}{\log 3} - e \right) p \log(1/p) + p + 15p^2 \log(1/p) + 180p^3 \\ &\leq 0.013 p \log(1/p) + p + O(p^2 \log(1/p)). \end{aligned} \quad (64)$$

*Proof.* Since the cost of a strategy is bounded by its linearized cost (42) we have

$$\begin{aligned} D_{k_3}((3^{k_3}, \dots, 3), p) &\leq L_{k_3}((3^{k_3}, \dots, 3), p) \\ &= \frac{1}{3^{k_3}} + 3pk_3 \quad \text{by (41) and the constant ratio } \frac{m_{j-1}}{m_j} = 3. \end{aligned} \quad (65)$$

Now

$$3^{k_3} \geq \frac{\log 3}{3} \frac{1}{\log 1/q} \geq \frac{\log 3}{3} \frac{1}{p(1 + \frac{p}{2})} \geq \frac{\log 3}{3} \frac{1}{p}, \quad (66)$$

and

$$\begin{aligned} 3pk_3 &\leq 3p \log_3 \left( \frac{1}{\log_3(1/q)} \right) = -\frac{3p}{\log 3} [\log \log(1/q) - \log \log 3] \\ &\leq \frac{3}{\log 3} p \log(1/p) + \frac{3 \log \log 3}{\log 3} p + 5p^2. \end{aligned} \quad (67)$$

Apply bounds (66) and (67) to (65) to obtain

$$D_{k_3}((3^{k_3}, \dots, 3), p) \leq \frac{3}{\log 3} p \log(1/p) + p + 5p^2, \quad (68)$$

which is (63).

We next derive a lower bound. Let  $k^* \in \mathbb{N}$  and  $m^* \in \mathbb{R}_{\geq 0}^{k^*, \downarrow}$  be as in (34), so that  $D^*(p) = D_{k^*}(m^*, p)$ . By Lemma 5, we have

$$D_{k_3}((3^{k_3}, \dots, 3), p) \geq D_{k^*}(m^*, p) \geq L_{k^*}(m^*, p) - \ell m_1^* \log^2 q - \ell k^* p^2, \quad (69)$$

where  $\ell = \max_{2 \leq i \leq k} \frac{m_{i-1}^*}{m_i^*} \leq 6$  (Corollary 4),  $k^* \leq 1 + \frac{|\log \log(1/q)|}{\log 2}$  and  $m_1^* \leq \frac{1}{\log(1/q)}$  (Lemma 2). Replace these bounds in (69) and use that by Lemma (7)  $L_{k^*}(m^*, p) \geq ep \log(1/p)$ , to get

$$\begin{aligned} D_{k_3}((3^{k_3}, \dots, 3), p) &\geq D_{k^*}(m^*, p) \geq ep \log(1/p) - 6 \log(1/q) \log^2 q - 6p^2 \left(1 + \frac{|\log \log(1/q)|}{\log 2}\right) \\ &\geq ep \log(1/p) - 6 \log^3(1/q) - 6p^2 \left(1 + \frac{|\log \log(1/q)|}{\log 2}\right) \\ &\geq ep \log(1/p) - 15p^2 \log(1/p) - 180p^3. \end{aligned} \quad (70)$$

Combining (68) and (70), we conclude that

$$ep \log(\frac{1}{p}) - 15p^2 \log(\frac{1}{p}) - 180p^3 \leq D_{k^*}(m^*, p) \leq D_{k_3}((3^{k_3}, \dots, 3), p) \leq \frac{3}{\log 3} p \log(\frac{1}{p}) + p + 5p^2. \quad (71)$$

and in particular

$$\begin{aligned} |D_{k_3}((3^{k_3}, \dots, 3), p) - D^*(p)| &\leq \left(\frac{3}{\log 3} - e\right) p \log(1/p) + p + 15p^2 \log(1/p) + 180p^3 \\ &\leq 0.013 p \log(1/p) + p + O(p^2 \log(1/p)). \end{aligned}$$

The result follows.  $\square$

### 3.5 Optimizing the cost by inspection

We report here some results obtained by inspecting the values taken by  $D_k$  over the family

$$\mathcal{B}_k := \{(m_1, \dots, m_k) \in (\mathbb{Z} \cap [2, 100])^k : m_j = b_j m_{j+1} \text{ for some } b_j \in \mathbb{N}, j = 1, \dots, k-1\}, \quad (72)$$

$k \in \{1, \dots, 5\}$ . That is,  $\mathcal{B}_k$  consists of vectors of  $k$  pool sizes in the range  $[2, 100] \cap \mathbb{N}$  satisfying that each size  $m_j$  is a multiple of the next stage size  $m_{j+1}$ . Denote by

$$m^\diamond = (m_1^\diamond(k), \dots, m_k^\diamond(k)) := \arg \min_{(m_1, \dots, m_k) \in \mathcal{B}_k} D_k \quad (73)$$

$$\text{and } D_k^\diamond := D_k(m^\diamond, p). \quad (74)$$

Optimizing now on  $k$ , let

$$D^\diamond := \min_{k \in \{1, \dots, 5\}} D_k^\diamond; \quad k^\diamond := \arg \min_{k \in \{1, \dots, 5\}} D_k^\diamond; \quad m_j^\diamond := m_j^\diamond(k^\diamond). \quad (75)$$

Consider the standard deviation of the number of tests per person

$$\sigma^\diamond(p) = \sigma_{k^\diamond}(m^\diamond, p) := \frac{1}{m_1^\diamond} \sqrt{\text{Var}(T_{k^\diamond}(m^\diamond, p))}. \quad (76)$$

To compute the variance we use (22), or (24) in Lemma 1. We note that the standard deviation is of the same order as  $D^\diamond(p)$ . Hence, if one performs say, 100 independent realizations of the strategy, we can expect that the average number of tests per individual will be within  $\frac{3}{\sqrt{100}}\%$  of the optimal value  $D^\diamond(p)$  (with probability  $\approx .99$ , by the central limit theorem).

If we assume that  $m_1$  does not exceed 100, then the values in (75) are optimal: they minimize the (non-linearized) cost  $D$ . We observe in Table 1 critical values for several instances of  $p$ ; see Fig. 1 for a graphical representation.

$p$	$m_1^\diamond$	$m_2^\diamond$	$m_{j \geq 3}^\diamond$	$k^\diamond$	$D^\diamond(p)$	$\sigma^\diamond(p)$	$-\log_3(-\log_3(1-p))$
0.1	9	3		2	0.5863043	0.4027611	2.133979
0.08	9	3		2	0.5083693	0.3934454	2.346938
0.06	9	3		2	0.4228622	0.3725679	2.618467
0.04	12	3		2	0.3276941	0.3145522	2.997037
0.02	27	9	3	3	0.1979772	0.1997479	3.637304
0.01	$3^4$	$3^3$	$3^{4-j+1}$	4	0.1179085	0.1059675	4.272842
0.008	$3^4$	$3^3$	$3^{4-j+1}$	4	0.09877677	0.09875318	4.476873
0.006	$3^4$	$3^3$	$3^{4-j+1}$	4	0.07876518	0.08931578	4.739649
0.004	$3^5$	$3^4$	$3^{5-j+1}$	5	0.05722486	0.04901306	5.109633
0.002	$3^5$	$3^4$	$3^{5-j+1}$	5	0.03220212	0.03821587	5.741475
0.0001	$3^8$	$3^7$	$3^{8-j+1}$	8	0.002425894	0.002686147	8.469174
0.00001	$3^{10}$	$3^9$	$3^{10-j+1}$	10	0.000305373	0.000363323	10.565118

Table 1: Upper 8 rows: optimal values of  $D^\diamond$  found by full inspection of  $D(m, p)$  for all possible pool-sizes  $m$  in  $B_k$  and  $k \in \{1, 2, 3, 4, 5\}$ . We notice that, except for  $p = 0.04$ , we have  $k^\diamond = k_3$  and  $m^\diamond = (3^{k_3}, \dots, 3)$ , see (62). Lower four (gray) rows ( $p = .004$  to  $p = .00001$ ): here  $D^\diamond(p) = D(3^{k_3}, \dots, 3, p)$ , the cost of the strategies  $(3^{k_3}, \dots, 3)$  for these values of  $p$ . We have not proved that those strategies are optimal but still they are feasible and their cost is computable.  $D^\diamond(p)$  is an upper bound of the optimal cost for these values.

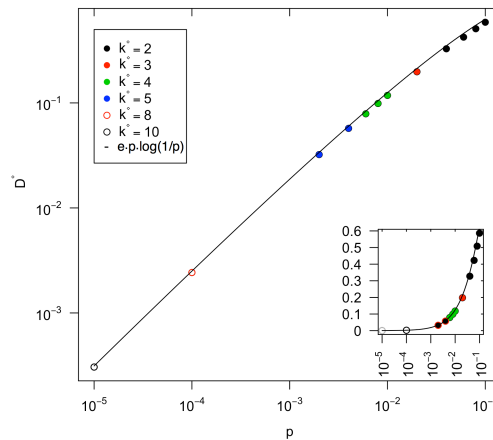


Figure 1:  $D^\diamond$  as a function of  $p$  in log-log scale. Colored dots represent the values of  $D^\diamond$  for each  $p$ . Filled dots correspond to the true minimum value and empty dots correspond to  $D_{k_3}(3^{k_3}, \dots, 3, p)$ , at  $p = 10^{-5}$  and  $p = 10^{-4}$ . The continuous line is the graph of the function  $L^\sharp(p) = e p \log(1/p)$  obtained in Lemma 7.

### 3.6 Cost and linearized cost of strategy $(3^{k_3}, \dots, 3)$

We now consider infection probabilities of the form  $p = e^{-u}$  for  $u \in \mathbb{N}$  and compare

- (i) the linearized cost of the optimal linearized strategy  $L^\sharp(p) = L_{k^\sharp}(m^\sharp, p) = ue^{1-u}$ , see (58) and (59). The choice  $p = e^{-u}$  implies  $k^\sharp = u - 1 \in \mathbb{N}$  so we can define  $m^\sharp = (e^{k^\sharp}, \dots, e)$ ;
- (ii) the linearized cost  $L_{k_3}(m_3, p)$  of the strategy  $m_3 := (3^{k_3}, \dots, 3)$ , where  $k_3$  is defined in (62);
- (iii) the cost  $D_{k_3}(m_3, p)$  of the strategy  $m_3 := (3^{k_3}, \dots, 3)$ , where  $k_3$  is defined in (62). We concluded by inspection that for  $p \geq e^{-5}$  this is the optimal nested strategy in  $B_k$ ,  $k \leq 5$ , defined in (72).

The choice of  $p$  is motivated by the requirement that  $k^\sharp = \log(1/p) - 1$  belong to  $\mathbb{N}$ , to be able to define  $L_{k^\sharp}(m^\sharp, p)$ , see comment above Lemma 7. In this case  $k^\sharp = u - 1$ . Notice that (42) implies

$$D_{k_3}(m_3, p) \leq L_{k_3}(m_3, p). \quad (77)$$

Table 2 shows those values. For  $2 \leq u \leq 5$  the values of  $D_{k_3}(m_3, p)$  are optimal in the sets of strategies  $B_k$  defined in (72), for  $k \leq 5$ ; this was observed by inspection. We include

- (iv) the difference  $L_{k_3}(m_3, p) - D_{k_3}(m_3, p)$ ;
- (v) the bound (44) for this difference obtained in Lemma 5.

$u$	$p = e^{-u}$	$k^\sharp$	$k_3$	$L_{k^\sharp}(m^\sharp, p)$	$L_{k_3}(m_3, p)$	$D_{k_3}(m_3, p)$	$L_{k_3} - D_{k_3}$	Bound (44)
2	0.1353353	1	1	0.7357589	0.739339183	0.686871	0.052468183	0.245252580231
3	0.04978707	2	2	0.4060058	0.4098335	0.3759855	0.033848	0.0852901665983
4	0.01831564	3	3	0.1991483	0.2018778	0.1857311	0.0161467	0.0306978149437
5	0.006737947	4	4	0.09157819	0.09320104	0.08625753	0.00694351	0.011651778305
6	0.002478752	5	5	0.04042768	0.04129651	0.03843346	0.00286305	0.0045824219304
7	0.000911882	6	6	0.01735127	0.01778562	0.01662603	0.00115959	0.0018351805189
8	0.000335462	7	7	0.007295056	0.007501963	0.007036057	0.000465906	0.0007409542827
9	0.000123409	8	8	0.003019164	0.003114251	0.002927807	0.000186444	0.0003001742097
10	4.539993e-05	9	9	0.001234098	0.001276603	0.001202175	0.000074428	0.0001217702372
11	1.67017e-05	10	10	0.000499399	0.000517986	0.000488330	2.96557e-05	4.9423784149e-05
12	6.144212e-06	11	11	0.000200420	0.000201261	0.000196608	4.6534e-06	2.0063981836e-05
13	2.260329e-06	12	11	7.987476e-05	8.02359e-05	7.8386e-05	1.8499e-06	2.7153541193e-06
14	8.315287e-07	13	12	3.164461e-05	3.181671e-05	3.107271e-05	7.44e-07	1.1024045206e-06
15	3.059023e-07	14	13	1.247293e-05	1.255742e-05	1.225847e-05	2.9895e-07	4.4757599204e-07
16	1.125352e-07	15	14	4.894437e-06	4.935552e-06	4.815546e-06	1.20006e-07	1.8171748609e-07
17	4.139938e-08	16	15	1.913098e-06	1.932664e-06	1.88454e-06	4.8124e-08	7.3778218113e-08
18	1.522998e-08	17	16	7.451888e-07	7.542696e-07	7.349931e-07	1.92765e-08	2.9954367138e-08
19	5.602796e-09	18	17	2.893696e-07	2.934861e-07	2.85774e-07	7.7121e-09	1.2161645332e-08
20	2.061154e-09	19	18	1.120559e-07	1.138835e-07	1.10802e-07	3.0815e-09	4.9376984908e-09

Table 2: Comparison of the costs  $L_{k^\sharp}(m^\sharp, p)$ ,  $L_{k_3}(m_3, p)$  and  $D_{k_3}(m_3, p)$ ; see (i)-(v) above for definitions. Only strategy  $(k_3, m_3)$  corresponds to a practical application. For  $2 \leq u \leq 5$  the values of  $D_{k_3}(m_3, p)$  are optimal in the sets of strategies  $B_k$  defined in (72), for  $k \leq 5$ .



### 3.7 Conjecturing the optimal strategy

After plotting the cost of different strategies we have observed that, depending on  $p$ , the cost is minimized by strategies  $(3^k, \dots, 3)$  or  $(3^{k-1}4, 3^{k-1}, \dots, 3)$ . The transition from one of these strategies to another occurs at points  $\lambda_k$  and  $\rho_k$  defined by  $\rho_1 := 1 - 1/(e^{1/e})$  and for  $k \geq 1$

$$\lambda_k := \text{solution } p \text{ in } [0, \rho_k] \text{ of } D_k((3^k, \dots, 3), p) = D_k((3^{k-1}4, 3^{k-1}, \dots, 3), p); \quad (78)$$

$$\rho_{k+1} := \text{solution } p \text{ in } [0, \lambda_k] \text{ of } D_{k+1}((3^{k+1}, \dots, 3), p) = D_k((3^{k-1}4, 3^{k-1}, \dots, 3), p). \quad (79)$$

The solution of each equation is unique in the corresponding interval. Denote the space of nested feasible strategies of size  $k$  by

$$\mathcal{N}_k := \{m = (m_1, \dots, m_k) \in \mathbb{N}^k : m_j = b_j m_{j+1} \text{ for some } b_j \in \mathbb{N}, j = 1, \dots, k-1\}, \quad (80)$$

and let

$$D^{\text{opt}}(p) := \min_{k \in \mathbb{N}} \min_{m \in \mathcal{N}_k} D_k(m, p). \quad (81)$$

**Conjecture 1.** *The optimal cost  $D^{\text{opt}}(p)$  is realized by the strategy  $k = 1, m = 1$  (no pooling) if  $p \geq \rho_1$ , and*

$$D^{\text{opt}}(p) = \begin{cases} D_k((3^k, \dots, 3), p) & \text{if } \lambda_k \leq p \leq \rho_k, \\ D_k((3^{k-1}4, 3^{k-1}, \dots, 3), p) & \text{if } \rho_{k+1} \leq p \leq \lambda_k. \end{cases} \quad (82)$$

It is not hard to show that for  $k = 1$ , that is, Dorfman scheme, the strategy  $k = 1, m = 3$  is better than  $k = 1, m \neq 3$  on the interval  $[\lambda_1, \rho_1]$ .

**Computation of  $\rho_k, \lambda_k$**  Recalling  $q = 1 - p$ , we have

$$\begin{aligned} D_k((3^k, \dots, 3), p) - D_k((3^{k-1}4, 3^{k-1}, \dots, 3), p) &= 0 \\ \text{if and only if } x = q^{3^{k-1}} \text{ satisfies } 1 + 12x^4 - 12x^3 &= 0, \end{aligned} \quad (83)$$

and

$$\begin{aligned} D_{k+1}((3^{k+1}, \dots, 3), p) - D_k((3^{k-1}4, 3^{k-1}, \dots, 3), p) &= 0 \\ \text{if and only if } y = q^{3^{k-1}} \text{ satisfies } 12y^9 + 36y^3 - 36y^4 - 9 &= 0. \end{aligned} \quad (84)$$

Using Mathematica [13], we find that the solutions of (83) and (84) are  $x \approx 0.876057169753174$  and  $y \approx 0.89015230755103751611$ . Using  $\lambda_k = 1 - x^{(1/3^{k-1})}$  and  $\rho_{k+1} = 1 - y^{(1/3^{k-1})}$ , we listed some of those transition points in Table 3.

$k$	$\lambda_k \approx$	$\rho_k \approx$
1	0.12394283024682595	0.3077993724446536
2	0.043149364977271065	0.10984769244896248389
3	0.0145951023362655970	0.03804496086305981708
4	0.004888896470446	0.01284596585087308883
5	0.00163229509440177	0.004300456028242352465
6	0.0005443946765845142	0.001435545146496115234
7	0.00018149783166476752	0.0004787442082735720083
8	0.00006050293775328175	0.0001596068757573522991

Table 3: Transition points  $\rho_k$  and  $\lambda_k$  defined in (78) and (79).

We plot the strategies of Conjecture 1 for  $1 \leq k \leq 7$  in Fig. 2 and 3.

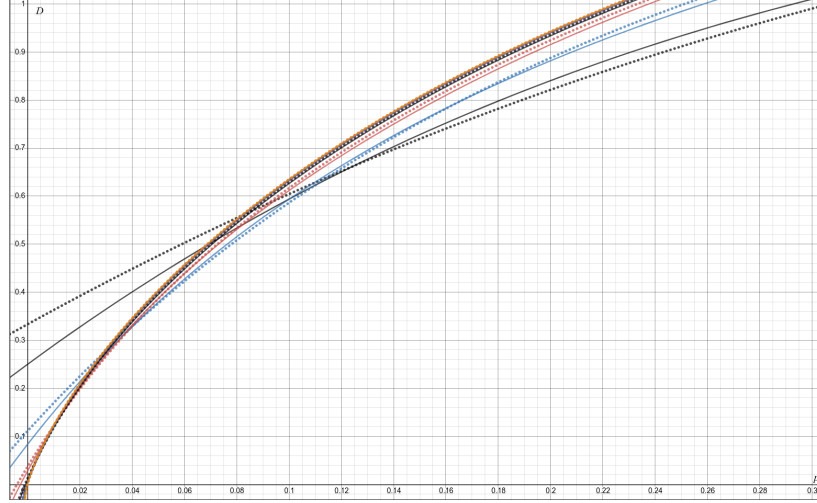


Figure 2: Strategy cost in function of  $p$ . Each line represents one of the strategies of Conjecture 1. The conjecture states that the optimal cost at  $p$  is realized by the minimum of these curves at  $p$ . Dotted lines are strategies  $(3^k, \dots, 3)$ , optimal for  $p \in [\lambda_k, \rho_k]$ , and full lines are strategies  $(3^{k-1}4, 3^{k-1}, \dots, 3)$ , optimal for  $p \in [\rho_{k+1}, \lambda_k]$ . Plots obtained using desmos.com software; detailed plot at <https://www.desmos.com/calculator/tr3bek9hm0>.

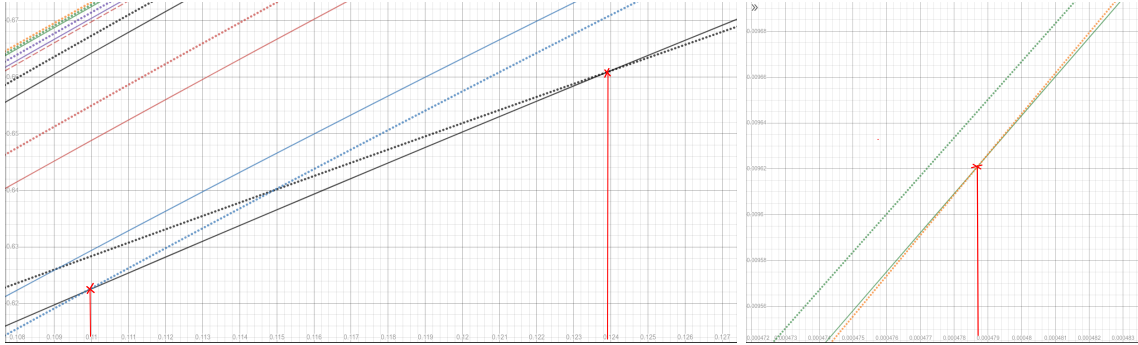


Figure 3: Details of Fig. 2. The figure on the left shows the transitions at point  $\lambda_1 \approx 0.1239$  from strategy  $k = 1, m = 3$  (black dotted line) to  $k = 1, m = 4$  (black continuous line) and then at point  $\rho_2 \approx 0.1098$  to strategy  $k = 2, m = (9, 3)$  (blue dotted line). The figure on the right shows the transition at point  $\rho_7 \approx 0.0004787$  from strategy  $k = 6, m = (3^5 4, 3^5, \dots, 3)$  (green continuous line) to  $k = 7, m = (3^7, \dots, 3)$  (orange dotted line). Plots obtained with desmos.com software.

## A Computation of the variance

We compute here  $\text{Var}(T_k)$ . We start with  $k + 1 = 3$ . From (15) we get

$$\text{Var}(T_2) = \frac{m_1^2}{m_2^2} q^{m_1} (1 - q^{m_1}) + m_2^2 \frac{m_1}{m_2} q^{m_2} (1 - q^{m_2}) \quad (85)$$

$$+ 2 m_2^2 \sum_{i \neq j} \text{Cov}(1 - \phi_i, 1 - \phi_j) \quad (86)$$

$$+ 2 m_1 \sum_{i=0}^{\frac{m_1}{m_2}-1} \text{Cov}(1 - \phi, 1 - \phi_i). \quad (87)$$

The sum in (86) vanishes because  $1 - \phi_j$  and  $1 - \phi_k$  are independent if  $j \neq k$ , while

$$\begin{aligned} \text{Cov}(1 - \phi, 1 - \phi_i) &= E[(1 - \phi)(1 - \phi_i)] - E[1 - \phi] E[1 - \phi_i] \\ &= E[1 - \phi_i] - (1 - q^{m_1})(1 - q^{m_2}) \quad \text{by (14)} \\ &= (1 - q^{m_2}) q^{m_1}. \end{aligned} \quad (88)$$

Replacing in (85) we get

$$\text{Var}(T_2) = \frac{m_1^2}{m_2^2} q^{m_1} (1 - q^{m_1}) + m_2 m_1 q^{m_2} (1 - q^{m_2}) + 2 \frac{m_1^2}{m_2} q^{m_1} (1 - q^{m_2}). \quad (89)$$

The previous argument can be extended to several stages, as long as each pool size is a multiple of the pool size in the following stage. This is the content of Lemma 1 in §2 which we prove next.

*Proof of Lemma 1.* From (17) we get

$$\text{Var}(T_k) = \mu^2 \left\{ \text{Var}(1 - \phi) + \dots + \sum_{i_1=0}^{\frac{m_1}{m_2}-1} \sum_{i_2=0}^{\frac{m_2}{m_3}-1} \dots \sum_{i_{k-1}=0}^{\frac{m_{k-1}}{m_k}-1} \text{Var}(1 - \phi_{i_1 i_2 \dots i_{k-1}}) \right\} \quad (90)$$

$$+ 2\mu^2 \left\{ \sum_{i=0}^{\frac{m_1}{m_2}-1} \text{Cov}(1 - \phi, 1 - \phi_i) + \dots + \sum_{i_1=0}^{\frac{m_1}{m_2}-1} \sum_{i_2=0}^{\frac{m_2}{m_3}-1} \dots \sum_{i_{k-1}=0}^{\frac{m_{k-1}}{m_k}-1} \text{Cov}(1 - \phi, 1 - \phi_{i_1 i_2 \dots i_{k-1}}) \right\} \quad (91)$$

$$+ 2\mu^2 \left\{ \sum_{i_1=0}^{\frac{m_1}{m_2}-1} \left[ \sum_{i_2=0}^{\frac{m_2}{m_3}-1} \text{Cov}(1 - \phi_{i_1}, 1 - \phi_{i_1 i_2}) + \dots + \sum_{i_2=0}^{\frac{m_2}{m_3}-1} \dots \sum_{i_{k-1}=0}^{\frac{m_{k-1}}{m_k}-1} \text{Cov}(1 - \phi_{i_1}, 1 - \phi_{i_1 i_2 \dots i_{k-1}}) \right] \right\} \quad (92)$$

+ ...

$$+ 2\mu^2 \left\{ \sum_{i_1=0}^{\frac{m_1}{m_2}-1} \dots \sum_{i_{k-2}=0}^{\frac{m_{k-2}}{m_{k-1}}-1} \left[ \sum_{i_{k-1}=0}^{\frac{m_{k-1}}{m_k}-1} \text{Cov}(1 - \phi_{i_1 \dots i_{k-2}}, 1 - \phi_{i_1 \dots i_{k-2} i_{k-1}}) \right] \right\}. \quad (93)$$

The first line (90) follows by adding the variances of each of the sums in (17), and using that terms belonging to the same sum are independent, hence that are no covariance terms arising from each of the individual sums. We then compute the covariances between the different sums, and we take

advantage of the fact that if  $l < n$ , then  $1 - \phi_{i_1 \dots i_l}$  and  $1 - \phi_{j_1 \dots j_n}$  are independent unless  $i_\ell = j_\ell$  for all  $1 \leq \ell \leq l$ , and in this case

$$\text{Cov}(1 - \phi_{i_1 \dots i_l}, 1 - \phi_{i_1 \dots i_n}) = q^{m_{l+1}}(1 - q^{m_{n+1}}), \quad (94)$$

by a computation similar to (88). Recall that  $1 - \phi_{i_1 \dots i_j} \sim \text{Bernoulli}(1 - q^{m_{j+1}})$ , hence

$$\text{Var}(1 - \phi_{i_1 \dots i_j}) = q^{m_{j+1}}(1 - q^{m_{j+1}}). \quad (95)$$

Substituting (94) and (95) in the expression for the variance above, we have

$$\begin{aligned} \text{Var}(T_k) = & \mu^2 \left\{ q^{m_1}(1 - q^{m_1}) + \mu q^{m_2}(1 - q^{m_2}) + \dots + \mu^{k-1} q^{m_k}(1 - q^{m_k}) \right\} \\ & + 2\mu^2 \left\{ \mu q^{m_1}(1 - q^{m_2}) + \mu^2 q^{m_1}(1 - q^{m_3}) \dots + \mu^{k-1} q^{m_1}(1 - q^{m_k}) \right\} \\ & + 2\mu^2 \left\{ \mu^2 q^{m_2}(1 - q^{m_3}) + \dots + \mu^{k-1} q^{m_2}(1 - q^{m_k}) \right\} \\ & + \dots \\ & + 2\mu^2 \left\{ \mu^{k-1} q^{m_{k-1}}(1 - q^{m_k}) \right\}. \end{aligned} \quad (96)$$

If we rewrite (96) by collecting all terms that have a factor  $(1 - q^{m_i})$ ,  $1 \leq i \leq k$ , we get the expression in (23).  $\square$

## B Error in the linear approximation

*Proof of Lemma 5.* We have

$$D_k(m, p) - L_k(m, p) = \left(1 - e^{m_k \log q} - m_k p\right) + \sum_{j=2}^k \frac{1}{m_j} \left(1 - e^{m_{j-1} \log q} - m_{j-1} p\right). \quad (97)$$

To show that the error is non positive it suffices to prove that

$$f(p) = 1 - e^{m_j \log q} - m_j p \leq 0, \quad 0 \leq p < 1$$

for any given  $1 \leq j \leq k$ . We have  $f(0) = 0$  and

$$\begin{aligned} f'(p) &= \frac{m_j}{q} e^{m_j \log q} - m_j \\ &= m_j \left[ \frac{e^{m_j \log q}}{q} - 1 \right] = m_j \left[ \frac{q^{m_j}}{q} - 1 \right] \\ &= m_j [q^{m_j-1} - 1] \leq 0. \end{aligned}$$

because  $m_j \geq 1$ . This implies that  $f$  is decreasing and  $f(p) < 0$  for all  $p$ , and item  $i$ ) in the lemma follows.

To prove item  $ii$ ), note that by the inequality  $|1 - e^x + x| \leq \frac{x^2}{2}$  on  $x \leq 0$ , we have

$$\left| \frac{1 - e^{m_{j-1} \log q}}{m_j} + \frac{m_{j-1}}{m_j} \log q \right| \leq \frac{1}{2} \frac{m_{j-1}^2 \log^2 q}{m_j}.$$

Denote  $m = (m_1, \dots, m_k)$  and recall the notation  $m_{k+1} := 1$ . Then

$$\begin{aligned}
\left| D_k(m, p) - \left( \frac{1}{m_1} - m_k \log q - \sum_{j=2}^k \frac{m_{j-1}}{m_j} \log q \right) \right| &\leq \frac{1}{2} \sum_{j=2}^{k+1} \frac{m_{j-1}^2 \log^2 q}{m_j} \\
&\leq \frac{1}{2} \ell \log^2 q \sum_{j=2}^{k+1} \frac{m_1}{2^{j-2}} \quad \text{using } m_j \leq \frac{m_1}{2^{j-1}} \\
&\leq \ell m_1 \log^2 q.
\end{aligned} \tag{98}$$

On the other hand

$$\begin{aligned}
\left| L_k(m, p) - \left( \frac{1}{m_1} - m_k \log q - \sum_{j=2}^k \frac{m_{j-1}}{m_j} \log q \right) \right| &= |p + \log q| \sum_{j=2}^{k+1} \frac{m_{j-1}}{m_j} \\
&\leq k \ell p^2,
\end{aligned} \tag{99}$$

where the last line follows from the inequality  $|x + \log(1 - x)| \leq x^2$ ,  $0 \leq x \leq \frac{1}{2}$ . The result follows from (98) and (99).  $\square$

## C Positive definite Hessian matrix

We prove here that the critical point (47) is indeed a minimum of  $L_k$ , for given  $k$ . The Hessian matrix of  $L_k$  is a tridiagonal symmetric matrix  $H_k$  with entries

$$\begin{aligned}
H_{11} &= \frac{2}{m_1^3}, & H_{ii} &= \frac{2pm_{i-1}}{m_i^3}, & 2 \leq i \leq k, \\
H_{i,i+1} &= H_{i+1,i} = -\frac{p}{m_{i+1}^2}, & & & 1 \leq i \leq k-1, \\
\text{and } H_{ij} &= 0 & & & \text{if } |i - j| > 1.
\end{aligned}$$

Let us denote by  $H^\sharp = H((m_1^\sharp(k), \dots, m_k^\sharp(k)))$ . To simplify notation, let  $\mu := p^{-\frac{1}{k+1}}$ , so that  $m_j^\sharp(k) = \mu^{k-j+1}$ . We have

$$\begin{aligned}
H_{ii} &= 2\mu p^3 \mu^{2i}, & 2 \leq i \leq k, \\
H_{i,i+1} &= H_{i+1,i} = -p^3 \mu^{2(i+1)}, & 1 \leq i \leq k-1, \\
\text{and } H_{ij} &= 0 & \text{if } |i - j| > 1.
\end{aligned}$$

Given  $\mathbf{x} = (x_1, \dots, x_k) \in \mathbb{R}^k$ , let us define  $\mathbf{y} := (\mu x_1, \mu^2 x_2, \dots, \mu^k x_k)$ . We compute

$$\begin{aligned}
\mathbf{x}^t H^\sharp \mathbf{x} &= p^3 \left[ \sum_{i=1}^k 2\mu \mu^{2i} x_i^2 - 2 \sum_{i=1}^{k-1} \mu^{2(i+1)} x_i x_{i+1} \right] \\
&= p^3 \left[ \sum_{i=1}^k 2\mu y_i^2 - 2 \sum_{i=1}^{k-1} \mu y_i y_{i+1} \right] \\
&= \mu p^3 \left[ y_1^2 + (y_1 - y_2)^2 + (y_2 - y_3)^2 + \dots + (y_{k-1} - y_k)^2 + y_k^2 \right] \geq 0,
\end{aligned}$$

and  $\mathbf{x}^t H^\sharp \mathbf{x} = 0$  if and only if  $y_1 = y_2 = \dots = y_k = 0$ , or, in terms of the original vector,  $\mathbf{x} = 0$ . We conclude that  $H^\sharp$  is positive definite.

## Acknowledgements

We would like to thank Pablo Aguilar, Alejandro Colaneri, Hugo Menzella, Juliana Sesma, Sergio Chialina for bringing this problem to our attention and encouraging us to study it. P.A.F. would like to thank Luiz-Rafael Santos for comments and reference suggestions.

## References

- [1] M. ALDRIDGE, L. BALDASSINI, AND O. JOHNSON, *Group testing algorithms: Bounds and simulations*, IEEE Transactions on Information Theory, 60 (2014), pp. 3671–3687.
- [2] C. R. BILDER AND J. M. TEBBS, *Pooled-testing procedures for screening high volume clinical specimens in heterogeneous populations*, Statistics in Medicine, 31 (2012), pp. 3261–3268.
- [3] M. S. BLACK, C. R. BILDER, AND J. M. TEBBS, *Optimal retesting configurations for hierarchical group testing*, Journal of the Royal Statistical Society: Series C (Applied Statistics), 64 (2015), pp. 693–710.
- [4] C. L. CHAN, P. H. CHE, S. JAGGI, AND V. SALIGRAMA, *Non-adaptive probabilistic group testing with noisy measurements: Near-optimal bounds with efficient algorithms*, in 2011 49th Annual Allerton Conference on Communication, Control, and Computing (Allerton), Sep. 2011, pp. 1832–1839.
- [5] A. DE BONIS, *New combinatorial structures with applications to efficient group testing with inhibitors*, Journal of Combinatorial Optimization, 15 (2008), pp. 77–94.
- [6] L. DONG, J. ZHOU, C. NIU, Q. WANG, Y. PAN, S. SHENG, X. WANG, Y. ZHANG, J. YANG, M. LIU, Y. ZHAO, X. ZHANG, T. ZHU, T. PENG, J. XIE, Y. GAO, D. WANG, Y. ZHAO, X. DAI, AND X. FANG, *Highly accurate and sensitive diagnostic detection of sars-cov-2 by digital pcr*, medRxiv, (2020).
- [7] R. DORFMAN, *The detection of defective members of large populations*, Ann. Math. Statist., 14 (1943), pp. 436–440.
- [8] D.-Z. DU AND F. K. HWANG, *Pooling Designs and Nonadaptive Group Testing*, WORLD SCIENTIFIC, 2006.
- [9] W. FELLER, *An introduction to probability theory and its applications. Vol. I*, John Wiley and Sons, 1968.
- [10] H. M. FINUCAN, *The blood testing problem*, Journal of the Royal Statistical Society. Series C (Applied Statistics), 13 (1964), pp. 43–50.
- [11] L. E. GRAFF AND R. ROELOFFS, *Group testing in the presence of test error; an extension of the Dorfman procedure*, Technometrics, 14 (1972), pp. 113–122.
- [12] R. HANEL AND S. THURNER, *Boosting test-efficiency by pooled testing strategies for sars-cov-2*, 2020.
- [13] W. R. INC., *Mathematica, Version 12.0*. Champaign, IL, 2019.

- [14] H.-Y. KIM, M. G. HUDGENS, J. M. DREYFUSS, D. J. WESTREICH, AND C. D. PILCHER, *Comparison of group testing algorithms for case identification in the presence of test error*, Biometrics, 63 (2007), pp. 1152–1163.
- [15] C. S. MCMAHAN, J. M. TEBBS, AND C. R. BILDER, *Informative Dorfman screening*, Biometrics, 68 (2012), pp. 287–296.
- [16] ———, *Two-dimensional informative array testing*, Biometrics, 68 (2012), pp. 793–804.
- [17] C. MENTUS, M. ROMEO, AND C. DIPAOLO, *Analysis and applications of non-adaptive and adaptive group testing methods for covid-19*, medRxiv, (2020).
- [18] W. H. ORGANIZATION, *Coronavirus disease 2019 (COVID-19) situation report-82. April 11, 2020.*, 2020.
- [19] R. M. PHATARFOD AND A. SUDBURY, *The use of a square array scheme in blood testing*, Statistics in Medicine, 13 (1994), pp. 2337–2343.
- [20] N. SINNOTT-ARMSTRONG, D. KLEIN, AND B. HICKEY, *Evaluation of group testing for sars-cov-2 rna*, medRxiv, (2020).
- [21] M. SOBEL AND P. A. GROLL, *Group testing to eliminate efficiently all defectives in a binomial sample*, The Bell System Technical Journal, 38 (1959), pp. 1179–1252.
- [22] A. STERRETT, *On the detection of defective members of large populations*, The Annals of Mathematical Statistics, 28 (1957), pp. 1033–1036.
- [23] T. SUO, X. LIU, M. GUO, J. FENG, W. HU, Y. YANG, Q. ZHANG, X. WANG, M. SAJID, D. GUO, Z. HUANG, L. DENG, T. CHEN, F. LIU, K. XU, Y. LIU, Q. ZHANG, Y. LIU, Y. XIONG, G. GUO, Y. CHEN, AND K. LAN, *ddpcr: a more sensitive and accurate tool for sars-cov-2 detection in low viral load specimens*, medRxiv, (2020).
- [24] I. YELIN, N. AHARONY, E. SHAER-TAMAR, A. ARGOETTI, E. MESSER, D. BERENBAUM, E. SHAFRAN, A. KUZLI, N. GANDALI, T. HASHIMSHONY, Y. MANDEL-GUTFREUND, M. HALBERTHAL, Y. GEFFEN, M. SZWARCWORD-COHEN, AND R. KISHONY, *Evaluation of covid-19 rt-qpcr test in multi-sample pools*, medRxiv, (2020).