

Secure Transmission for Intelligent Reflecting Surface-Assisted mmWave and Terahertz Systems

Jingping Qiao, *Member, IEEE*, and Mohamed-Slim Alouini, *Fellow, IEEE*

Abstract—This letter focuses on the secure transmission for an intelligent reflecting surface (IRS)-assisted millimeter-wave (mmWave) and terahertz (THz) systems, in which a base station (BS) communicates with its destination via an IRS, in the presence of a passive eavesdropper. To maximize the system secrecy rate, the transmit beamforming at the BS and the reflecting matrix at the IRS are jointly optimized with transmit power and discrete phase-shift constraints. It is first proved that the beamforming design is independent of the phase shift design under the rank-one channel assumption. The formulated non-convex problem is then converted into two subproblems, which are solved alternatively. Specifically, the closed-form solution of transmit beamforming at the BS is derived, and the semidefinite programming (SDP)-based method and element-wise block coordinate descent (BCD)-based method are proposed to design the reflecting matrix. The complexity of our proposed methods is analyzed theoretically. Simulation results reveal that the proposed IRS-assisted secure strategy can significantly boost the secrecy rate performance, regardless of eavesdropper’s locations (near or blocking the confidential beam).

Index Terms—Physical layer security, Millimeter wave, Terahertz, Intelligent reflecting surface, Discrete phase shift.

I. INTRODUCTION

TERAHERTZ (THz) and millimeter-wave (mmWave) are the key technologies for beyond 5G and next generation (6G) wireless communications, which can enable ultra-high data-rate communications and improve data security [1, 2]. However, the severe propagation loss and blockage-prone nature in such high-frequency bands also pose greater challenges to information security, such as short secure propagation distance and unreliable secure communications [3, 4]. These phenomena are more serious for THz bands due to higher frequency. Thus a new approach for information secure transmission in high frequency bands is urgently needed.

Recently, the intelligent reflecting surface (IRS) [5–7] has emerged as an invaluable way for widening signal coverage and overcome high pathloss of mmWave and THz systems [8–10] and has drawn increasing attention in secure communications. In IRS-assisted secure systems, the IRS intelligently adjusts its phase shifts to steer the signal power to desired user, and reduce information leakage [11]. To maximize the secrecy rate, the active transmit beamforming and passive reflecting

beamforming were jointly designed in [12–14]. However, the above works mainly focus on microwave systems, while IRS-assisted secure mmWave/THz systems still remain unexplored. Moreover, extremely narrow beams of mmWave/THz waves can cause serious information leakage of beam misalignment and the costly implementation of continuous phase control. Besides, the blockage-prone nature of high frequency bands may lead to a serious secrecy performance loss, since eavesdroppers can not only intercept but also block legal communications.

Motivated by the aforementioned problems, this letter investigates the IRS-assisted secure transmission in mmWave/THz bands. Under the discrete phase-shift assumption, a joint optimization problem of transmit beamforming and reflecting matrix is formulated to maximize the secrecy rate. It is proved that under the rank-one channel model, the transmit beamforming design is independent of reflecting matrix design. Thus the formulated non-convex problem is solved by converting it into two subproblems. The closed-form transmit beamforming is derived and the hybrid beamforming structure is designed adopting orthogonal matching pursuit (OMP) method. Meanwhile, the semidefinite programming (SDP)-based method and the element-wise block coordinate descent (BCD) method are proposed to obtain the optimal discrete phase shifts. Simulation results demonstrate that the proposed methods can achieve near-optimal secrecy rate performance with discrete phase shifts.

II. SYSTEM MODEL AND PROBLEM FORMULATION

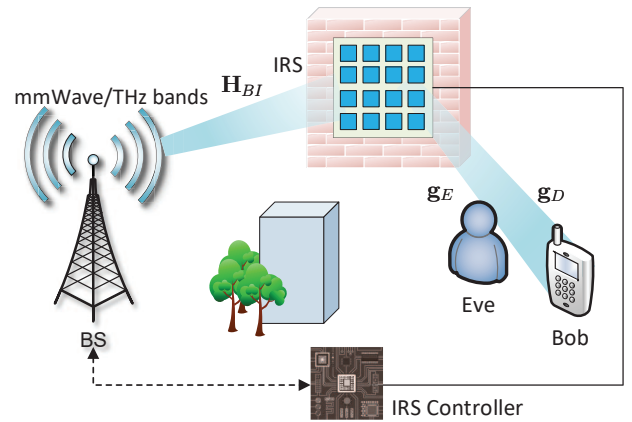


Fig. 1. System model for IRS-assisted secure mmWave/THz system, where BS communicates with desired user Bob, in the presence of an eavesdropper.

The IRS-assisted secure mmWave/THz system is considered in this letter. As shown in Fig. 1, one base station (BS) with

J. Qiao is with Shandong Normal University, Shandong Province, China, and also with the Computer Electrical, and Mathematical Science and Engineering Division, King Abdullah University of Science and Technology, Thuwal 23955-6900, Saudi Arabia (e-mail: jingpingqiao@sdu.edu.cn).

M.-S. Alouini is with the Computer Electrical, and Mathematical Science and Engineering Division, King Abdullah University of Science and Technology (KAUST), Thuwal 23955-6900, Saudi Arabia (e-mail: slim.alouini@kaust.edu.sa).

M antennas communicates with a single-antenna user Bob in the presence of a single-antenna eavesdropper Eve, which is an active user located near Bob. To protect confidential signals from eavesdropping, an IRS with a smart controller is adapted to help secure transmission. Note that due to deep path loss or obstacle blockage, there is no direct link between source and destination or eavesdropper.

A. Channel Model

It is assumed that the IRS with N reflecting elements is installed on some high-rise buildings around the desired receiver Bob. Thus, the LoS path is dominant for the BS-IRS channel and the rank-one channel model is adopted

$$\mathbf{H}_{BI}^H = \sqrt{MN}\alpha_B G_r G_t \mathbf{a} \mathbf{b}^H, \quad (1)$$

where α_B is the complex channel gain [15], and G_r and G_t are receive and transmit antenna gain. $\mathbf{a} \in \mathbb{C}^{N \times 1}$ and $\mathbf{b} \in \mathbb{C}^{M \times 1}$ denote the array steering vector at IRS and BS, respectively.

The IRS-Bob/Eve channel is assumed as¹

$$\mathbf{g}_k = \sqrt{\frac{N}{L}} \sum_{i=1}^L \alpha_{k,i} G_r^k G_t^k \mathbf{a}_{k,i}, \quad (2)$$

where $k = \{D, E\}$, L is the number of paths from IRS to k node, $\mathbf{a}_{k,i}$ denotes the transmit array steering vector at IRS.

B. Signal Model

In the IRS-assisted secure mmWave/THz system, the BS transmits signal s with power P_s to an IRS, and the IRS adjusts phase shifts of each reflecting element to help reflect signal to Bob. We assume $\Theta = \text{diag}\{e^{j\theta_1}, e^{j\theta_2}, \dots, e^{j\theta_N}\}$ as the reflecting matrix, where θ_i is the phase shift of each element. Different from traditional IRS-assisted strategies with continuous phase shifts, the discrete phase shifts are considered in terms of IRS hardware implementation. Specifically, θ_i can only be chosen from a finite set of discrete values $\mathcal{F} = \{0, \Delta\theta, \dots, (L_P-1)\Delta\theta\}$, L_P is the number of discrete values, and $\Delta\theta = 2\pi/L_P$.

The received signal at user Bob can be expressed as

$$y_D = \mathbf{g}_D^H \Theta \mathbf{H}_{BI}^H \mathbf{w} s + n_D, \quad (3)$$

where $\mathbb{E}\{|s|^2\}=1$, $n_D \sim \mathcal{CN}(0, \sigma_D^2)$ is the noise at destination. $\mathbf{w} = \mathbf{F}_{RF} \mathbf{f}_{BB}$ is the transmit beamforming at the BS, where $\mathbf{F}_{RF} \in \mathbb{C}^{M \times R}$ is analog beamformer and $\mathbf{f}_{BB} \in \mathbb{C}^{R \times 1}$ is digital beamformer, R is the number of radio frequency (RF) chains. Similarly, the received signal at eavesdropper is written as

$$y_E = \mathbf{g}_E^H \Theta \mathbf{H}_{BI}^H \mathbf{w} s + n_E, \quad (4)$$

where $n_E \sim \mathcal{CN}(0, \sigma_E^2)$ denotes the noise at eavesdropper.

Then the system secrecy rate can be written as

$$R_s = \left[\log_2 \left(\frac{1 + \frac{1}{\sigma_D^2} |\mathbf{g}_D^H \Theta \mathbf{H}_{BI}^H \mathbf{w}|^2}{1 + \frac{1}{\sigma_E^2} |\mathbf{g}_E^H \Theta \mathbf{H}_{BI}^H \mathbf{w}|^2} \right) \right]^+, \quad (5)$$

where $[x]^+ = \max\{0, x\}$.

¹All channels are assumed to be perfectly known at BS, and the results derived can be considered as the performance upper bound.

C. Problem Formulation

To maximize the system secrecy rate, the joint optimization problem of transmit beamforming and reflecting matrix is formulated as

$$(P1) : \begin{aligned} & \max_{\mathbf{w}, \Theta} \frac{\sigma_D^2 + |\mathbf{g}_D^H \Theta \mathbf{H}_{BI}^H \mathbf{w}|^2}{\sigma_E^2 + |\mathbf{g}_E^H \Theta \mathbf{H}_{BI}^H \mathbf{w}|^2} \\ & \text{s.t.} \quad \|\mathbf{w}\|^2 \leq P_s, \\ & \quad \theta_i \in \mathcal{F}, \forall i. \end{aligned} \quad (6)$$

The formulated problem is non-convex and is quite challenging to be solved directly, because of coupled variables (\mathbf{w}, Θ) and the non-convex constraint of θ_i . To cope with this difficulty, the original problem P1 is converted into two subproblems, which can be solved alternatively.

III. SECRECY RATE MAXIMIZATION

To find out solutions, we propose to convert problem P1 into two subproblems. This idea is based on the fact that two subproblems are independent of each other. Specifically, the closed-form solution of \mathbf{w} will be first derived. Then the SDP-based method and element-wise BCD method will be proposed to obtain the solution of reflecting matrix.

A. Transmit Beamforming Design

Since the rank-one channel is assumed from BS to IRS, the subproblem with respect to beamformer \mathbf{w} is expressed as

$$(P2.1) : \begin{aligned} & \max_{\mathbf{w}} \frac{\sigma_D^2 + |\alpha_B G_r G_t \mathbf{g}_D^H \Theta \mathbf{a}|^2 |\mathbf{b}^H \mathbf{w}|^2}{\sigma_E^2 + |\alpha_B G_r G_t \mathbf{g}_E^H \Theta \mathbf{a}|^2 |\mathbf{b}^H \mathbf{w}|^2} \\ & \text{s.t.} \quad \|\mathbf{w}\|^2 \leq P_s. \end{aligned} \quad (7)$$

Proposition 1. *Under the positive secrecy rate constraint, the suboptimal problem of \mathbf{w} is equivalent to*

$$(P2.1') : \max_{\mathbf{w}} |\mathbf{b}^H \mathbf{w}|^2, \quad \text{s.t.} \quad \|\mathbf{w}\|^2 \leq P_s.$$

It is independent of reflecting matrix design. For any value of Θ , the transmit beamformer solution is $\mathbf{w}^{opt} = \sqrt{P_s} \frac{\mathbf{b}}{\|\mathbf{b}\|}$.

Proof. See Appendix A. \square

After obtaining \mathbf{w}^{opt} from Proposition 1, $(\mathbf{F}_{RF}^{opt}, \mathbf{f}_{BB}^{opt})$ with a full-connected architecture can be easily derived by typical hybrid precoding methods, such as OMP algorithm [16].

B. Reflecting Matrix Design

To facilitate the following mathematical operations, we first define $\hat{\theta} = [e^{j\theta_1}, e^{j\theta_2}, \dots, e^{j\theta_N}]^T$, then we have $\Theta = \text{diag}\{\hat{\theta}\}$. The subproblem of reflecting matrix can be rewritten as

$$(P2.2) : \begin{aligned} & \max_{\hat{\theta}} \frac{1 + \frac{1}{\sigma_D^2} |\hat{\theta}^T \text{diag}\{\mathbf{g}_D^H\} \mathbf{H}_{BI}^H \mathbf{w}|^2}{1 + \frac{1}{\sigma_E^2} |\hat{\theta}^T \text{diag}\{\mathbf{g}_E^H\} \mathbf{H}_{BI}^H \mathbf{w}|^2}, \\ & \text{s.t.} \quad \hat{\theta} = [e^{j\theta_1}, e^{j\theta_2}, \dots, e^{j\theta_N}]^T, \theta_i \in \mathcal{F}, \forall i. \end{aligned}$$

It is obvious that the variable θ_i only takes a finite number of values from \mathcal{F} . Thus, problem P2.2 is feasible to be solved with an exhaustive search method. However, due to a large feasible set of $\hat{\theta}$ (N^{L_P} possibilities), the complexity of such method is considerably high. To cope with this, the SDP-based algorithm and element-wise BCD algorithm are proposed.

1) *SDP-based Algorithm*: Define $\Phi = \hat{\theta}^* (\hat{\theta}^*)^H$ and relax discrete variables θ_i into continuous $\theta_i \in [0, 2\pi)$, i.e., $|e^{j\theta_i}| = 1, \forall i$, then we can rewrite problem P2.2 as $\max_{\Phi \succeq 0} \frac{\text{tr}(\hat{\mathbf{R}}_{RD}\Phi)}{\text{tr}(\hat{\mathbf{R}}_{RE}\Phi)}$ with rank-one constraint, $\text{rank}(\Phi) = 1$.

Since $\text{rank}(\Phi) = 1$ is a non-convex constraint, the semidefinite relaxation (SDR) is adopted to relax this constraint. Using Charnes-Cooper transformation approach, we define $\mathbf{X} = \mu\Phi$ and $\mu = 1/\text{tr}(\hat{\mathbf{R}}_{RE}\Phi)$. Then problem P2.2 is rewritten as

$$\begin{aligned} \text{(P2.2')} : \quad & \max_{\mu \geq 0, \mathbf{X} \succeq 0} \text{tr}(\hat{\mathbf{R}}_{RD}\mathbf{X}) \\ \text{s.t.} \quad & \text{tr}(\hat{\mathbf{R}}_{RE}\mathbf{X}) = 1, \\ & \text{tr}(\mathbf{E}_n\mathbf{X}) = \mu, \forall n. \end{aligned} \quad (8)$$

where $\hat{\mathbf{R}}_{RD} = \frac{1}{N}\mathbf{I}_N + \frac{1}{\sigma_D^2}\text{diag}\{\mathbf{g}_D^*\}\mathbf{H}_{BI}^H\mathbf{w}\mathbf{w}^H\mathbf{H}_{BI}\text{diag}\{\mathbf{g}_D\}$, $\hat{\mathbf{R}}_{RE} = \frac{1}{N}\mathbf{I}_N + \frac{1}{\sigma_E^2}\text{diag}\{\mathbf{g}_E^*\}\mathbf{H}_{BI}^H\mathbf{w}\mathbf{w}^H\mathbf{H}_{BI}\text{diag}\{\mathbf{g}_E\}$, and \mathbf{E}_n means the element on position (n, n) is 1 and 0 otherwise.

Problem P2.2' is a standard SDP problem, and can be solved by adopting Interior-point method or CVX tools. [17] Then the rank-one solution $\hat{\theta}^{opt} = [e^{j\hat{\theta}_1^{opt}}, e^{j\hat{\theta}_2^{opt}}, \dots, e^{j\hat{\theta}_N^{opt}}]^T$ can be achieved by the Gaussian randomization method. To obtain the discrete solution of problem P2.2, we quantify the continuous solution $\hat{\theta}^{opt}$ as the nearest discrete value in set \mathcal{F} , and the following principle is adopted

$$\theta_i^{opt} = \arg \min_{\theta_i \in \mathcal{F}} |e^{j\hat{\theta}_i^{opt}} - e^{j\theta_i}|, \quad \forall i. \quad (9)$$

Note that since the closed-form solution of θ_i is not obtained, the entire process of SDP-based method needs to be done for each transmission block, which leads to high complexity.

2) *Element-Wise BCD Algorithm*: To obtain the closed-form solution of reflecting matrix, the element-wise BCD method [14] is employed in this section. Taking each θ_i as one block in the BCD, we can iteratively derive the continuous solutions of phase shifts using Proposition 2.

Proposition 2. *There exists one and only one optimal θ_i^{opt} to maximize the secrecy rate, and*

$$\theta_i^{opt} = \begin{cases} \tilde{\theta}_i^{opt}, & c_{D,i}d_{E,i} \cos(p_{E,i}) < c_{E,i}d_{D,i} \cos(p_{D,i}) \\ \tilde{\theta}_i^{opt} + \pi, & \text{otherwise} \end{cases} \quad (10)$$

where $\tilde{\theta}_i^{opt}$ is shown in (13) on the top of next page, and

$$\begin{aligned} c_{k,i} &= 1 + \frac{1}{\sigma_k^2} |g_{k,i}^* \mathbf{h}_{BI,i}^H \mathbf{w}|^2 + \frac{1}{\sigma_k^2} \left| \sum_{m \neq i} e^{j\theta_m} g_{k,m}^* \mathbf{h}_{BI,m}^H \mathbf{w} \right|^2, \\ d_{k,i} &= \frac{2}{\sigma_k^2} \left| (g_{k,i}^* \mathbf{h}_{BI,i}^H \mathbf{w}) \cdot \left(\sum_{m \neq i} e^{-j\theta_m} g_{k,m} \mathbf{w}^H \mathbf{h}_{BI,m} \right) \right|, \\ p_{k,i} &= \angle \left(g_{k,i}^* \mathbf{h}_{BI,i}^H \mathbf{w} \sum_{m \neq i} e^{-j\theta_m} g_{k,m} \mathbf{w}^H \mathbf{h}_{BI,m} \right). \end{aligned}$$

in which $k \in \{D, E\}$.

Proof. See Appendix B. \square

With the above proposition, the optimal discrete solution of θ_i can be chosen using the same quantization principle in (9), and the entire element-wise BCD-based secrecy rate maximization algorithm can be summarized as Algorithm 1. Since

the objective function in P2.2 is non-decreasing after each iteration and upper-bounded by a finite value of generalized eigenvalue problem [18], the convergence is guaranteed.

Algorithm 1 E-BCD based Secrecy Rate Maximization

- 1: Initialize $\Theta^0 = \text{diag}\{e^{j\theta_1^0}, e^{j\theta_2^0}, \dots, e^{j\theta_N^0}\}$, ε , and set $n = 0$.
 - 2: Find \mathbf{w}^{opt} using Proposition 1, then calculate optimal \mathbf{F}_{BF}^{opt} and \mathbf{f}_{BB}^{opt} using OMP method.
 - 3: **repeat**
 - 4: $n = n + 1$
 - 5: **for** $i = 1, 2, \dots, N$ **do**
 - 6: calculate θ_i^n using Proposition 2, and quantify it as discrete solution.
 - 7: **end for**
 - 8: **until** $\|\Theta^n - \Theta^{n-1}\| \leq \varepsilon$.
 - 9: **return** $(\mathbf{w}^{opt})' = \mathbf{F}_{BF}^{opt} \mathbf{f}_{BB}^{opt}$ and $\Theta^{opt} = \Theta^n$
-

C. Complexity Analysis

The total complexity of the SDP-based method is about $\mathcal{O}(N_{gaus}N^8)$, which is mainly determined by the complexity of solving SDP problem and the number of rank-one solutions to construct the feasible set of Gaussian randomization method ‘ N_{gaus} ’. While the complexity of the proposed element-wise BCD method is about $\mathcal{O}(N(NM+L_P)N_{iter})$, which relies on the complexity of θ_i calculation and the iteration number N_{iter} for Θ^{opt} . Intuitively, these methods have lower complexity than exhaustive search method $\mathcal{O}(N^{L_P+1}(N^2+NM))$, and the complexity of the element-wise BCD method is the lowest.

IV. SIMULATION RESULTS AND ANALYSIS

In this section, simulation results are presented to validate the secrecy rate performance in mmWave and THz bands. All results are obtained by averaging over 1000 independent trials. We consider a scenario where the BS employs a uniform linear array (ULA) and the IRS is a uniform rectangular array (URA). Unless otherwise specified, the transmitter frequency is $f = 0.3$ THz, and the transmit power is $P_s = 25$ dBm, $M = 16$. Due to a full-connected hybrid beamforming structure at BS, the RF chain number is less than M , $M_{RF} = 10$. The number of discrete values in \mathcal{F} is $L_P = 2^3$, and $\Delta\theta = \frac{\pi}{4}$. Additionally, the antenna gain is set to 12 dBi. The complex channel gain α_B and $\alpha_{k,i}$ can be obtained on the basis of [15].

The secrecy rate with different number of discrete values of set \mathcal{F} is shown in Fig. 2(a). With the increase of L_P , the secrecy rate of proposed methods approaches that of exhaustive search method (‘Exh’)². This is rather intuitive, since an increased number of discrete values leads to a reduction in quantization error in (9), thereby enhancing secrecy rate. Besides, it is obvious that discrete schemes are upper-bounded by the continuous solution (‘Cont’).

The secrecy rate versus transmit power P_s is shown in Fig. 2(b). Based on the optimal beamformer obtained from

²The solution of exhaustive search method is the optimal solution of discrete case, since all feasible solutions of phase shifts are searched.

$$\tilde{\theta}_i^{opt} = -\arctan\left(\frac{c_{D,i}d_{E,i}\sin(p_{E,i}) - c_{E,i}d_{D,i}\sin(p_{D,i})}{c_{D,i}d_{E,i}\cos(p_{E,i}) - c_{E,i}d_{D,i}\cos(p_{D,i})}\right) - \arcsin\left(\frac{-d_{D,i}d_{E,i}\sin(p_{E,i} - p_{D,i})}{\sqrt{c_{D,i}^2d_{E,i}^2 + c_{E,i}^2d_{D,i}^2 - 2c_{D,i}c_{E,i}d_{D,i}d_{E,i}\cos(p_{E,i} - p_{D,i})}}\right) \quad (13)$$

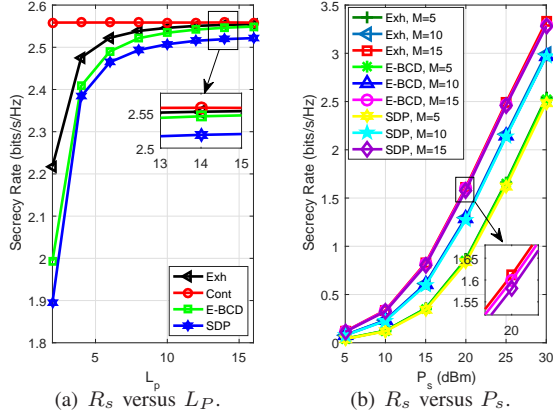


Fig. 2. Secrecy rate performance for IRS-assisted mmWave and THz system, in which $N = 4$, the BS-to-IRS and IRS-to-Bob distances are $d_{sr} = d_{rd} = 5$ m, and Eve is located near Bob with IRS-Eve distance $d_{re} = 5$ m.

Proposition 1, it is easily proved that the secrecy rate is an increasing function of P_s . Thus as P_s increase, the secrecy rate increases monotonously. Similarly as Fig. 2(a), Fig. 2(b) reveals that our proposed methods can achieve near optimal performance as exhaustive search method. Besides, results also demonstrate that the more antennas are equipped at BS, the higher secrecy rate is achieved.

The effect of the number of reflecting elements on the secrecy rate of IRS-based and BS-based interception is also investigated.³ As shown in Fig. 3, as N increases from 10 to 100, the secrecy rate increases monotonously. This is because the more reflecting elements result in sharper reflecting beams, thereby enhancing information security. In particular, when Eve is located within the reflecting/transmit beam of IRS/BS, we assume that it can intercept and block ρ portion of confidential signals. Intuitively, the more information is blocked, the worse secrecy rate can be achieved. Thus, compared with interception without blocking, this case is more serious for mmWave and THz communications. However, since the IRS-assisted secure transmission scheme is designed, the secrecy rate is significantly improved compared with secure oblivious approach (only maximizing information rate at the legal user).

V. CONCLUSION

This letter investigated the secrecy performance of IRS-assisted mmWave/THz systems. Considering the hardware limitation at the IRS, the transmit beamforming at the BS and discrete phase shifts at the IRS have been jointly designed to maximize the system secrecy rate. To deal with the formulated non-convex problem, the original problem was divided into two subproblems under the rank-one channel assumption.

³Here, optimal (\mathbf{w}, Θ) for BS-based interception can be derived iteratively.

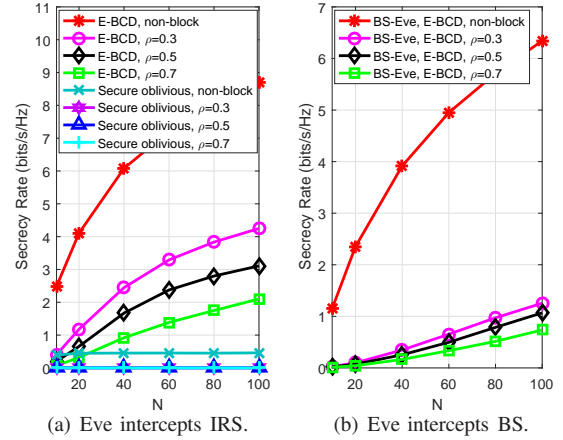


Fig. 3. Secrecy rate versus the number of reflecting elements from 10 to 100. (a) Eve intercepts IRS, $d_{re} = 5$ m for non-blocking, $d_{re} = 2$ m for blocking. (b) Eve intercepts BS, $d_{se} = 5$ m for non-blocking, $d_{se} = 2$ m for blocking.

Then the closed-form beamforming solution was derived, and the reflecting matrix was obtained by the proposed SDP-based method and element-wise BCD method. Simulations demonstrated that our proposed methods can achieve the near optimal secrecy performance, and can combat eavesdropping occurring at the BS and the IRS.

APPENDIX A

PROOF OF PROPOSITION 1

In P2.1, the beamforming vector \mathbf{w} is always coupled with \mathbf{b}^H , thus the secrecy rate can be seen as a function of $|\mathbf{b}^H\mathbf{w}|^2$. Under the positive secrecy rate constraint, i.e., $|\mathbf{g}_D^H\Theta\mathbf{a}|^2/\sigma_D^2 > |\mathbf{g}_E^H\Theta\mathbf{a}|^2/\sigma_E^2$, it is easily proved that R_s is an increasing function of $|\mathbf{b}^H\mathbf{w}|^2$. That is, P2.1 is equivalent to $\max |\mathbf{b}^H\mathbf{w}|^2$ and is intuitively independent of Θ .

APPENDIX B

PROOF OF PROPOSITION 2

Choosing each element at the IRS θ_i as one block of BCD, the objective function of P2.2 can be reformulated as

$$f(\theta_i) = \frac{c_{D,i} + d_{D,i}\cos(\theta_i + p_{D,i})}{c_{E,i} + d_{E,i}\cos(\theta_i + p_{E,i})}, \quad (14)$$

in which all parameters can be found in section III-B-2, and $c_{D,i}, c_{E,i} \geq 1$, $c_{D,i} > d_{D,i} > 0$, $c_{E,i} > d_{E,i} > 0$. The sign of the derivative of $f(\theta_i)$ is determined by⁴

$$h(x) = \sqrt{A_i^2 + B_i^2} \sin(x) + C_i, \quad (15)$$

where $x = \theta_i + \phi$, $A_i = c_{D,i}d_{E,i}\cos(p_{E,i}) - c_{E,i}d_{D,i}\cos(p_{D,i})$, $B_i = c_{D,i}d_{E,i}\sin(p_{E,i}) - c_{E,i}d_{D,i}\sin(p_{D,i})$, and $C_i =$

⁴To reduce complexity, $\sin(x)$ -based expression is used instead of $\cos(x)$.

$d_{D,i} d_{E,i} \sin(p_{E,i} - p_{D,i})$, $\sin(\phi) = B_i / \sqrt{A_i^2 + B_i^2}$, $\cos(\phi) = A_i / \sqrt{A_i^2 + B_i^2}$. Then the main problem in deriving the unique optimal solution is to determine the value of ϕ or ϕ' .

- For $A_i > 0$, we have $\cos(\phi) > 0$ and $\phi = \arctan(\frac{B_i}{A_i})$. Thus, $\theta_i^{opt} = \pi - \arctan(\frac{B_i}{A_i}) - \arcsin(\frac{-C_i}{\sqrt{A_i^2 + B_i^2}})$.
- For $A_i < 0$, we have $\cos(\phi) < 0$ and $\phi = \pi + \arctan(\frac{B_i}{A_i})$. Thus $\theta_i^{opt} = -\arctan(\frac{B_i}{A_i}) - \arcsin(\frac{-C_i}{\sqrt{A_i^2 + B_i^2}})$.

REFERENCES

- [1] M. Agiwal, A. Roy, and N. Saxena, "Next generation 5G wireless networks: A comprehensive survey," *IEEE Commun. Surveys Tuts.*, vol. 18, no. 3, pp. 1617–1655, 2016.
- [2] S. Dang, O. Amin, B. Shihada, and M.-S. Alouini, "What should 6G be?" *Nat. Electron.*, vol. 3, pp. 20–29, Jan. 2020.
- [3] J. Ma, R. Shrestha, J. Adelberg, C.-Y. Yeh, Z. Hossain, E. Knightly, J. M. Jornet, and D. M. Mittleman, "Security and eavesdropping in terahertz wireless links," *Nature*, vol. 563, pp. 89–93, Oct. 2018.
- [4] H. Elayan, O. Amin, B. Shihada, R. M. Shubair, and M.-S. Alouini, "Terahertz band: The last piece of RF spectrum puzzle for communication systems," *IEEE Open Journal of the Communications Society*, vol. 1, pp. 1–32, Jan. 2020.
- [5] M. D. Renzo, M. Debbah, D.-T. Phan-Huy, A. Zappone, M.-S. Alouini *et al.*, "Smart radio environments empowered by reconfigurable AI meta-surfaces: An idea whose time has come," *J. Wireless Com. Network*, vol. 129, pp. 1–20, May 2019.
- [6] Q. Nadeem, H. Alwazani, A. Kammoun, A. Chaaban, M. Debbah, and M.-S. Alouini, "Intelligent reflecting surface assisted multi-user MISO communication: Channel estimation and beamforming design," *IEEE Open Journal of the Communications Society*, pp. 1–1, 2020.
- [7] Q. Nadeem, A. Kammoun, A. Chaaban, M. Debbah, and M.-S. Alouini, "Asymptotic max-min SINR analysis of reconfigurable intelligent surface assisted MISO systems," *IEEE Trans. Wireless Commun.*, pp. 1–1, 2020.
- [8] P. Wang, J. Fang, X. Yuan, Z. Chen, H. Duan, and H. Li, "Intelligent reflecting surface-assisted millimeter wave communications: Joint active and passive precoding design," Aug. 2019. [Online]. Available: <https://arxiv.org/abs/1908.10734>
- [9] W. Chen, X. Ma, Z. Li, and N. Kuang, "Sum-rate maximization for intelligent reflecting surface based terahertz communication systems," in *IEEE/CIC ICCO Workshops*, Aug 2019, pp. 153–157.
- [10] C. Pan, H. Ren, K. Wang, W. Xu, M. El-kashlan, A. Nallanathan, and L. Hanzo, "Multicell MIMO communications relying on intelligent reflecting surface," *IEEE Trans. Wireless Commun.*, pp. 1–1, 2020.
- [11] M. Cui, G. Zhang, and R. Zhang, "Secure wireless communication via intelligent reflecting surface," *IEEE Wireless Commun. Lett.*, vol. 8, no. 5, pp. 1410–1414, Oct. 2019.
- [12] H. Shen, W. Xu, S. Gong, Z. He, and C. Zhao, "Secrecy rate maximization for intelligent reflecting surface assisted multi-antenna communications," *IEEE Commun. Lett.*, vol. 23, no. 9, pp. 1488–1492, Sep. 2019.
- [13] L. Dong and H. Wang, "Secure MIMO transmission via intelligent reflecting surface," *IEEE Wireless Commun. Lett.*, pp. 1–1, 2020.
- [14] X. Yu, D. Xu, and R. Schober, "Enabling secure wireless communications via intelligent reflecting surfaces," in *IEEE GLOBECOM*, Dec. 2019, pp. 1–6.
- [15] M. T. Barros, R. Mullins, and S. Balasubramaniam, "Integrated terahertz communication with reflectors for 5G small-cell networks," *IEEE Trans. Veh. Technol.*, vol. 66, no. 7, pp. 5647–5657, Jul. 2017.
- [16] J. A. Tropp and A. C. Gilbert, "Signal recovery from random measurements via orthogonal matching pursuit," *IEEE Trans. Inf. Theory*, vol. 53, no. 12, pp. 4655–4666, Dec. 2007.
- [17] Q. Wu and R. Zhang, "Beamforming optimization for wireless network aided by intelligent reflecting surface with discrete phase shifts," *IEEE Trans. Commun.*, vol. 68, no. 3, pp. 1838–1851, 2020.
- [18] J. Qiao, H. Zhang, X. Zhou, and D. Yuan, "Joint beamforming and time switching design for secrecy rate maximization in wireless-powered FD relay systems," *IEEE Trans. Veh. Technol.*, vol. 67, no. 1, pp. 567–579, Jan. 2018.