

A reinforcement learning approach to rare trajectory sampling

Dominic C. Rose, Jamie Mair and Juan P. Garrahan

School of Physics and Astronomy

and

Centre for the Mathematics and Theoretical Physics of Quantum Non-Equilibrium Systems,

University of Nottingham, Nottingham NG7 2RD, United Kingdom

Abstract. Very often when studying non-equilibrium systems one is interested in analysing dynamical behaviour that occurs with very low probability, so called *rare events*. In practice, since rare events are by definition atypical, they are often difficult to access in a statistically significant way. What are required are strategies to “make rare events typical” so that they can be generated on demand. Here we present such a general approach to adaptively construct a dynamics that efficiently samples atypical events. We do so by exploiting the methods of *reinforcement learning* (RL), which refers to the set of machine learning techniques aimed at finding the optimal behaviour to maximise a reward associated with the dynamics. We consider the general perspective of dynamical trajectory ensembles, whereby rare events are described in terms of ensemble reweighting. By minimising the distance between a reweighted ensemble and that of a suitably parametrised controlled dynamics we arrive at a set of methods similar to those of RL to numerically approximate the optimal dynamics that realises the rare behaviour of interest. As simple illustrations we consider in detail the problem of *excursions* of a random walker, for the case of rare events with a finite time horizon; and the problem of studying current statistics of a particle hopping in a ring geometry, for the case of an infinite time horizon. We show that our RL based approach is more efficient than alternative ones based on (straightforward) supervised learning of the optimal transition rates. We discuss natural extensions of the ideas presented here, including to continuous-time Markov systems, first passage time problems and non-Markovian dynamics.

Contents

1	Introduction	2
2	Formalism and background	4
2.1	Rare dynamical events as a reweighted trajectory ensemble	4
2.1.1	Reweighting trajectory ensembles.	5
2.1.2	Sufficient information for Markovianity: generalized states.	8
2.1.3	Associating contributions: local weights.	9
2.2	Reinforcement learning and Markov decision processes	12
3	Rare trajectory sampling via reinforcement learning: dynamical gradients and actor-critic methods	13
3.1	Modifying transitions according to futures experienced: Monte Carlo returns	14
3.2	Comparing returns with past experiences: baselines and value functions .	18
3.3	Replacing returns with past experiences: temporal differences and actor-critic methods	23
3.4	Finite horizon example: random walk excursions	28
3.5	Mixing estimates: expected errors, n -step temporal differences and weighted averages	30
3.6	Online learning, importance sampling and eligibility traces	33
3.7	Using neural networks: replay buffers and target networks	34
3.8	Connection to regularized and maximum-entropy reinforcement learning .	37
3.9	Summary and further variations	38
4	Long time dynamics, large deviations and discounting	39
4.1	Comparing rewards with the average: differential returns and values . . .	41
4.2	An approximate approach: discounting	44
4.3	Infinite horizon example: random walker on a ring	48
4.4	Connection to large deviation cumulant generating functions	50
5	Conclusions and outlook	51
	Appendix A Exact optimal sampling and random walk excursions	53
	Appendix B Maximum return estimation	57
	Appendix C Exact diagonalization for SCGF and optimal dynamics	57

1. Introduction

In physics, chemistry and many areas of science it is often the case that one wishes to study systems with dynamics which are highly variable and fluctuating, and where

important information is contained in “rare events”, meaning particular instances of the dynamics which are very far from typical. Since analytical study of the statistics of trajectories is almost always intractable beyond the simplest model systems one must resort to sampling trajectories numerically. The main challenge is how to access in an efficient manner the atypical trajectories that give rise to the rare events of interest [1,2].

A common problem is that of estimating the large deviation (LD) statistics [3] of time-extensive observables in systems with Markovian stochastic dynamics. This is difficult in general [4–21] as such observables are concentrated around their average values which makes accessing the tails of their distributions an exponentially in time hard numerical task. In the dynamical LD context, several approaches have been developed which attempt to ameliorate the exponential scarcity of rare trajectories within the original dynamics, often based either on population dynamics, such as cloning or splitting [4–6,8,22,23], or on importance sampling in trajectory space, such as transition path sampling (TPS) [1,24].

Since rare events by definition are hard to obtain with the original dynamics of the system, a key approach is to find an alternative sampling dynamics that gives access to rare trajectories in an optimal manner [25–37]. There is an intuitive similarity [38] in this search for an optimal sampling dynamics and the general problem of reinforcement learning (RL) [39]. Specifically, direct parametrisation of dynamics, such as the one done in the context above of trajectory sampling, is akin to policy gradient methods [40,41] within RL. Exploring the connections between rare trajectory sampling and RL is the main aim of this paper.

The use of RL methods in physics is of course a rapidly growing area. Examples include applications in quantum state preparation and quantum control [42–46], policy guided Monte Carlo simulations [47], and evolutionary RL for LDs [48] and for thermodynamic control [49].

In this paper we do the following: (i) we propose a generic formulation for the encoding and study of rare events in stochastic dynamics, a formulation that makes evident the similarity to RL; (ii) we present a range of techniques for achieving efficient sampling of rare events adapted from RL. The approach we present here has connections - but also important differences - to recent works exploring related ideas [50], particularly in diffusive processes [51–53].

The paper is organised as follows. In Sect. 2 we review the trajectory ensemble method in systems with stochastic dynamics, and define rare events in general terms for finite time horizons. We also briefly review current sampling approaches. In the second part of this section we review RL and Markov decision processes (MDPs). In Sect. 3 we develop general methods for rare trajectory sampling based on RL, focusing on obtaining the optimal dynamics for finite problems. These methods are based on minimising expected likelihood, or a Kullback-Leibler (KL) divergence, and directly connect to maximum entropy RL and regularization [54–58]. We illustrate our approach with the simple (and solvable) example of random walk excursions [59]. Section 4 extends the ideas of sections 2 and 3 to the case of long times, viewed as an infinite

horizon problem, establishing the connection to LD theory. We conclude with Sect. 5 outlining further extensions and possible adaptations of the methods presented here. This paper is intended to be the first in a series of works exploring connections between the physical and mathematical understanding of trajectory ensembles, and the computer science understanding of reinforcement learning.

2. Formalism and background

We begin by introducing the formalism we use to describe trajectory ensembles, followed by demonstrating how rare events of a model of interest can be encoded as a reweighting of the ensemble of trajectories for that model. We then introduce two particularly useful concepts in constructing a dynamics that enhances sampling of these rare events: the minimum amount of information that is required for the ideal sampling dynamics to be Markovian, and the ability to distribute the weight for a trajectory between the transitions it is composed of. We also briefly introduce the construction and ideas behind reinforcement learning, from which our approach is adapted.

2.1. Rare dynamical events as a reweighted trajectory ensemble

Adopting notation common in the physics literature [32], we consider a system evolving within a state space \mathbb{X} , with each state $x \in \mathbb{X}$ associated to a vector basis element $|x\rangle$ for later use, e.g. to define probability vectors

$$|P\rangle = \sum_x P(x) |x\rangle. \quad (1)$$

We further define a so-called *flat state*

$$\langle -| = \sum_x \langle x|, \quad (2)$$

such that $\langle -|P\rangle = 1$ if $|P\rangle$ is a normalized probability distribution. Trajectories consist of sequences of states

$$\omega_{t_0}^T = \{x_t\}_{t_0}^T \in \mathbb{X}^{\otimes T-t_0+1}, \quad (3)$$

where x_t is the state at time t , t_0 is the initial time and T is the final time. We associate a basis state $|\omega_{t_0}^T\rangle$ with each sequence, allowing the definition of joint probability distribution vectors, potentially over multiple sequence lengths; the flat state can be clearly generalized to these sequences, and will be used without reference to a particular set of basis vectors. When multiple ω appear in the same equation, we follow the convention that where their times overlap, they refer to the same states.

A completely generic trajectory ensemble may then be written as

$$|\Psi; T\rangle = \sum_{\omega_0^T} P(\omega_0^T) |\omega_0^T\rangle \quad (4)$$

$$= \sum_{\omega_0^T} \prod_{t=1}^T P(x_t | \omega_0^{t-1}) P(x_0) |\omega_0^T\rangle, \quad (5)$$

where the second line follows from the standard definitions of joint and conditional probability distributions. Here $P(x_0)$ defines the initial conditions in an arbitrary time evolution (Markovian or non-Markovian) defined by $P(x_t|\omega_0^{t-1})$. For simplicity in this work we will consider a Markovian dynamics

$$P(x_t|\omega_0^{t-1}) = P(x_t|x_{t-1}), \quad (6)$$

and leave discussion of extensions to more general cases to Sec. 5. We will often refer to the transitions described by $P(x_t|x_{t-1})$ as the “original” or “initial” dynamics. One trivial extension is to simply make the dynamics time-dependent but still Markovian, so that $P(x_t|x_{t-1})$ is an explicit function of time.

Throughout this paper we will use a simple underlying model as an recurring example: a random walker with the aim to meet certain conditions in its trajectories (see below). That is, the original or initial dynamics is that of a single particle hopping on a lattice, $\mathbb{X} = \mathbb{Z}$, with Markovian transition probabilities $P(x \pm 1|x) = 1/2$. We will consider both infinite and periodic boundaries when we study rare events of this model in finite and long times, respectively. The probability of each trajectory then takes a particularly simple form, being just $P(\omega_t^T) = 2^{-(T-t)}$. We will consider a variety of rare event problems based on this model, related either to its instantaneous position x or to an observable of the full trajectory, notably the area

$$A(\omega_t^T) = \sum_{x_{t'}} x_{t'}. \quad (7)$$

2.1.1. Reweighting trajectory ensembles. The general problem we consider in this paper is as follows: supposing we have a trajectory ensemble generated by a dynamics which we can easily sample, what is the optimal dynamics which generates a reweighting of this ensemble. More precisely, defining a weighting operator \mathcal{W} such that

$$\mathcal{W}|\omega_0^T\rangle = W(\omega_0^T)|\omega_0^T\rangle, \quad (8)$$

where $W(\omega_0^T) \geq 0$, we seek a dynamics that efficiently generates the conditioned trajectory ensemble

$$|\Psi; T, \mathcal{W}\rangle = \frac{\mathcal{W}|\Psi; T\rangle}{\langle -|\mathcal{W}|\Psi; T\rangle}. \quad (9)$$

In particular, we are interested in weightings which correspond to rare events of the original dynamics, in which case the reweighted ensemble is difficult to study using simulations based on the original dynamics, necessitating the use of alternative sampling schemes such as cloning and TPS, and/or the construction of an adapted sampling dynamics [1, 4–6, 8, 22–37].

The class of problems which can be described by a reweighting is broad. Examples include:

- A **hard constraint**, setting the weight to 1 when the condition is satisfied, and 0 otherwise, thus removing trajectories which do not satisfy the condition from the ensemble.

For example, we may constrain the random walker on being in the state $x_T = 0$, with an initial condition of $x_0 = 0$, often called a random walk bridge [59]. The weight of each trajectory would then simply be given by a delta function, $W(\omega_0^T) = \delta(x_T)$, such that $\delta(0) = 1$. The probability of generating such a trajectory in the original dynamics is equal to the number of such trajectories, multiplied by their probability. In this case, noting our constraint requires T to be even, the number of trajectories is simply the number of orderings of an equal number of up and down steps, resulting in

$$P(x_T = 0|x_0 = 0) = \frac{1}{2^T} \frac{T!}{\left(\frac{T}{2}\right)!^2} \propto T^{-\frac{1}{2}}. \quad (10)$$

Thus as we increase the trajectory length T , bridges will become increasingly rare. A harder problem would be to retain the same constraint on the end, but additionally require $x_t \geq 0$ for all t , known as random walk excursions [59]. Using the step function $H(x_t)$, equal to zero for $x_t < 0$ and one otherwise, the weight may then be written

$$W(\omega_0^T) = \delta(x_T) \prod_{t=1}^{T-1} H(x_t). \quad (11)$$

As can be seen in [Appendix A](#), in this case the number of trajectories relates to Catalan numbers, with

$$P(x_T = 0, x_t \geq 0 \forall t | x_0 = 0) = \frac{1}{2^T} \frac{T!}{\left(\frac{T}{2}\right)! \left(\frac{T}{2} + 1\right)!} = \frac{P(x_T = 0|x_0 = 0)}{\frac{T}{2} + 1} \propto T^{-\frac{3}{2}}, \quad (12)$$

thus these excursions are substantially rarer than the bridges. Both excursions and bridges have been studied extensively in a continuous time and space context of Brownian motion, see e.g. [59].

As a final example, we could also consider fixing the area of each random walker trajectory to a precise value a , using the weighting

$$W(\omega_0^T) = \delta(A(\omega_0^T) - a). \quad (13)$$

- A **soft constraint**, setting the weight to 1 on correct trajectories and < 1 on incorrect trajectories. In particular, we can consider the weighting to be given by the exponent of a distance measure D between some function f of the trajectory and a chosen value F of that function

$$W(\omega_0^T) = e^{-sD[f(\omega_0^T), F]}, \quad (14)$$

where s is a parameter determining how heavily suppressed incorrect trajectories are: in the limit $s \rightarrow \infty$, only correct trajectories remain, recovering the ensemble of the hard constraint.

For example, the area problem could be softened by simply considering the Euclidean distance between the trajectory area and the desired value

$$D[A(\omega_0^T), a] = (A(\omega_0^T) - a)^2. \quad (15)$$

To recover a softened version of the random walk bridges or excursions, we may set

$$D[f(\omega_0^T), F] = x_T^2 + b \sum_t^{T-1} (1 - H(x_t)), \quad (16)$$

where b is a parameter, returning a softened bridge problem at $b = 0$ and a softened excursion problem at $b > 0$. Here we have chosen a Euclidean distance from 0 for the end point, while we have chosen a flat suppression for negative positions.

- We could consider the statistics of an observable by using hard constraints to study the probabilities of its possible values, however, this is often a difficult task even for a single value [34, 35]. While softened constraints are easier for individual values, annealing the constraint over a whole range of values could be computationally demanding. A common solution is to instead consider the observables **cumulant generating function**, given by

$$Z(s, T, R) = \langle e^{-sR} \rangle_{\omega_0^T}. \quad (17)$$

This tells us about the observables statistics by generating the observables cumulants through its derivatives at zero

$$\left. \frac{\partial^n Z}{\partial s^n} \right|_{s=0} = \langle R^n \rangle_{\omega_0^T}. \quad (18)$$

For certain observables or values of s substantially different from 0, many trajectories may make negligible contribution to this expectation, i.e. it is dominated by rare events in the dynamics. To sample these rare events more efficiently, we may thus seek a dynamics corresponding to an ensemble reweighted according to the value of this observable, that is

$$|\Psi; T, R, s\rangle = \frac{e^{-sR} |\Psi; T\rangle}{\langle - | e^{-sR} |\Psi; T\rangle} = \frac{e^{-sR} |\Psi; T\rangle}{Z(s, T, R)}, \quad (19)$$

where we simply have $W(\omega_0^T) = e^{-sR(\omega_0^T)}$, a kind of soft conditioning.

For example, suppose we wish to study the statistics of the final position in a random walker: we would simply set $R(\omega_0^T) = x_T$. If we wanted to consider the statistics of the area, we would set $R(\omega_0^T) = A(\omega_0^T)$ and have

$$W(\omega_0^T) = e^{-sA(\omega_0^T)} = \prod_{t=0}^T e^{-sx_t}. \quad (20)$$

- A particular case of the above is the study of observables in the long time limit. For appropriate observables in many models, the probability of a particular value takes a **large deviation** form [3], finding

$$P(R|T) \propto e^{T\phi(\frac{R}{T})}, \quad (21)$$

where $\phi(\frac{R}{T})$ is referred to as the rate function, describing the probability of the observable taking a particular value per unit time. In these cases the cumulant generating function additionally has a simplified form, in terms of the scaled cumulant generating function (SCGF) $\theta_R(s)$

$$Z(s, T, R) \propto e^{-T\theta_R(s)}. \quad (22)$$

- Optimizing dynamics for such ensembles has a second application, most relevant as the primary application of reinforcement learning: **observable maximization**. This can be achieved, similar to studying hard conditions using softened conditions, by annealing the value of s during learning: for large negative values of s , the ensemble will be dominated by trajectories with large values of the observable, and the optimal dynamics will thus attempt to achieve the maximum value of the observable.

2.1.2. Sufficient information for Markovianity: generalized states. For many problems of interest in the above construction, the final weighting can be calculated from the last state and some observable we can iterate as the system evolves, see e.g. [60], rather than requiring the entire history of the trajectory:

- For random walk bridges, we simply need to know the final state. For excursions, we need to know the final state and a binary observable o recording whether the walker has gone below zero: we could update this observable iteratively along the trajectory as $o_t = o_{t-1}H(x_t)$ with $o_0 = 1$, writing the weighting as

$$W(\omega_0^t) = W(x_T, o_T) = o_T \delta(x_T). \quad (23)$$

- For the softened condition, we would instead consider the additive observable

$$F_t = F_{t-1} + x_t^2(1 - H(x_t)), \quad (24)$$

with $F_0 = 0$, writing the weighting as

$$W(x_T, F_T) = e^{-s(x_T^2 + bF_T)}. \quad (25)$$

- In problems based on the area, we choose the obvious additive observable $A_t = A_{t-1} + x_t$ with $A_0 = 0$. For the softened condition our weight can be written

$$W(x_T, A_T) = e^{-s(A_T - a)^2}, \quad (26)$$

while for the cumulant generating function we would have

$$W(x_T, A_T) = e^{-sA_T}. \quad (27)$$

While the optimal sampling dynamics for such problems is non-Markovian with respect to the original state space, these iterative observables possess all necessary knowledge to allow for correct sampling of the next state. In such cases, we can supplement the state x_t with the value of some vector of d_F iterative observables F_t , defined generally such that

$$F_t = f(x_t, x_{t-1}, F_{t-1}), \quad (28)$$

and chosen such that it contains all information necessary to calculate the trajectories final weighting using only x_T and F_T . Since sufficient information to calculate the next value of x_t and F_t under the original dynamics is given by x_{t-1} and F_{t-1} , this pair defines a **generalized state** space

$$X_t = (x_t, F_t) \in \mathbb{X} \times \mathbb{R}^{d_F}, \quad (29)$$

which contains sufficient information for the optimal dynamics to be Markovian. The weight of the trajectory is then simply $W(\omega_0^T) = W(X_T)$.

As a minimum in finite time problems, the optimal dynamics will require knowledge of the current time, since the reweighted ensemble has to be reproduced on trajectories of a particular length T . As such one of the observables in F_t would often simply be the time t : for clarity in later calculations, we will leave the time out of the generalized state X_t , instead writing the t dependence explicitly.

2.1.3. Associating contributions: local weights. For many problems, a particular transition may only have a direct influence on the weighting locally in time, while retaining a more indirect influence on future contributions due to correlations between the occurrence of that transition and the state later in the trajectory.

A natural example is the hard constrained random walk excursion, where the weighting is decomposed as

$$W(\omega_0^T) = \delta(x_T) \prod_{t=1}^{T-1} H(x_t). \quad (30)$$

Defining the **local weights** $W(x_T, T) = \delta(x_T)$ and $W(x_t, t) = H(x_t)$ for $0 < t < T$, we can write

$$W(\omega_0^T) = \prod_{t=1}^T W(x_t, t), \quad (31)$$

making it transparent that each state x_t at each time t contributes specifically $W(x_t, t)$ to the overall weight of the trajectory, independent of the rest of the trajectory, and without impact on the direct contribution of other states. From this perspective, for the excursion we may associate a zero-weighting of a trajectory immediately with transitions below zero at any time, or transitions to any state other than $x_T = 0$ at $t = T$.

Note this removes the need to keep track of the observable o_t in the generalized state, tracking whether the walker has gone below zero during the trajectory, since this information is stored in the iterative construction of the weight itself, and zeroing of the weight is imposed as soon as such a transition occurs. This implies the optimal dynamics for this problem in fact only requires the original state and time, and not knowledge of observables in a generalized state as it appeared in the previous section.

More generally, these local weights may depend not only on the current state, but the specific transition that occurs between some pair of generalized states. The general form of weighting we will consider in later calculations will therefore be written in terms of local weights $W(x_t, X_{t-1}, t)$, defining a **distributed weighting**

$$W(\omega_0^T) = \prod_{t=0}^T W(x_t, X_{t-1}, t), \quad (32)$$

where we have used the notation $W(x_0, 0) = W(x_0, X_{-1}, 0)$ for simplicity; we have written x_t rather than X_t since this can be deduced from x_t and X_{t-1} . Other decompositions of this can be seen from the examples of previous sections:

- For the soft constrained weighting for the bridges and excursions, we have

$$W(\omega_0^T) = e^{-sx_T^2} \prod_{t=1}^{T-1} e^{-sb(1-H(x_t))}, \quad (33)$$

where the local weights take the form

$$W(x_T, X_{T-1}, T) = e^{-sx_T^2} \quad (34)$$

$$W(x_t, X_{t-1}, t) = e^{-sb(1-H(x_t))} \quad (35)$$

for $0 < t < T$. Here a suppressing weight is associated to transitions to incorrect states, with the magnitude determined by how inaccurate that state is. Once again, accurate calculation of the total weight of the trajectory does not require tracking an additional observable in this since the weight is constructed step by step according only to the state transitioned to, and as such the time and state provide sufficient information for the optimal dynamics.

- The area cumulant generating function weightings have a natural decomposition as we have seen

$$W(\omega_0^T) = e^{-sA(\omega_0^T)} = \prod_{t=0}^T e^{-sx_t}, \quad (36)$$

where we simply have $W(x_t, X_{t-1}, t) = e^{-sx_t}$ for all t . Again, we do not need to track the area in a generalized state if we construct the weight step by step rather than at the end.

- For an example which requires knowledge of states on both sides of a transition, consider the cumulant generating function for a current in the system: the difference between the number of transitions up and down. This is simply given by the difference between the final and initial states, however, this is distinctly a non-local prescription of the weighting. This can be calculated at the end of the trajectory with a generalized state which simply counts the number of up and down transitions along a trajectory, or stores the initial state: however, noting we may rewrite the current as a telescopic sum

$$J(\omega_0^T) = x_T - x_0 = \sum_{t=1}^T (x_t - x_{t-1}), \quad (37)$$

we immediately have a local weighting

$$W(x_t, X_{t-1}, t) = e^{-s(x_t - x_{t-1})}, \quad (38)$$

which depends only on the states either side of each transition, providing the correct distributed weighting

$$W(\omega_0^T) = \prod_{t=1}^T e^{-s(x_t - x_{t-1})} = e^{-sJ(\omega_0^T)}. \quad (39)$$

As before, we no longer need a generalized state to calculate this weight on the fly.

This decomposition allows us to better credit the effect each transition has on the weighting of the trajectory it was in: in particular, we will see later in section 3 that this allows us to disconnect the effect of a transition from the weight coming from the trajectory before the transition occurs. Since this past is causally independent of the current transition, this allows for more accurate credit to be given to each transition.

The local weights for a given problem are far from unique: the full distributed weightings are invariant under a gauge transformation, such that

$$\prod_{t=0}^T W(x_t, X_{t-1}, t) = \prod_{t=0}^T \frac{h(X_t, t)W(x_t, X_{t-1}, t)}{h(X_{t-1}, t-1)} = \prod_{t=0}^T W'(x_t, X_{t-1}, t), \quad (40)$$

for any $h(X_t, t)$ with $h(X_T, T) = h(X_{-1}, -1) = 1$, where $W'(x_t, X_{t-1}, t)$ are the gauge transformed local weights. For example, the undistributed form of weighting considered in the previous section is recovered simply by setting $W'(x_T, X_{T-1}, T) = W(X_T)$, with the rest equal to 1. The local weightings above are recovered from these full weights by a particular choice of gauge. The CGF for the area provides a transparent example: while the undistributed weighting could be written with a generalized state including the area as

$$W(x_t, X_{t-1}, t) = \begin{cases} e^{-s(x_T + A_{T-1})} & t = T \\ 1 & \text{otherwise} \end{cases}, \quad (41)$$

since $x_t = A_t - A_{t-1}$, setting $h(X_t, t) = e^{-sA_t}$ immediately provides us with $W(x_t, X_{t-1}, t) = e^{-sx_t}$.

In most cases, a good transformation of the local weights results in a set of contributions that may vary less between states. This is closely related to the topic of reward transformations and reward shaping in reinforcement learning [61]. While this ‘‘shaping’’ of the weights does nothing for exact results, since they are invariantly related by a gauge transformation, it is expected that this could result in a substantial improvement in convergence rate for adaptive algorithms of the form we will present below, reducing the variance of the updates constructed.

This shaping of weights is not limited to cases in which a local decomposition occurs naturally as considered above, as the gauge transformation perspective shows us that more nuanced local weightings may be used in all cases. For example, while there is no obvious decomposition for the soft condition on the overall area, supposing we knew the average area a_t of trajectories up to an earlier time $t < T$ in the optimal ensemble, either exactly or through an estimate, we could consider the distributed weighting

$$W(\omega_0^T) = \prod_{t=1}^T e^{-s[(A_t - a_t)^2 - (A_{t-1} - a_{t-1})^2]}, \quad (42)$$

where $a_T = a$ and

$$W(x_t, X_{t-1}, t) = e^{-s[(A_t - a_t)^2 - (A_{t-1} - a_{t-1})^2]}. \quad (43)$$

While the overall weighting for a trajectory may be very small, these individual contributions will be closer to 1 and thus may be easier to learn from. Note, however,

that unlike the other examples, in this case the gauge transformation does not remove the need to track the area in the generalized state in order to construct the weighting step by step.

2.2. Reinforcement learning and Markov decision processes

Here we briefly describe the purpose of and theoretical foundation for reinforcement learning (RL), such that the similarities to the approach we will develop next in section 3 will be clear. The aim of RL is to achieve some desired objective, by finding the best decisions to make given some current information about the situation in which the objective must be achieved [39]. Typically, the decision maker is referred to as an agent, with the decisions referred to as actions, chosen according to the state of the environment the agent is located in. The key idea of RL is to then encode the objective that the agent seeks to achieve in a reward signal sent to the agent from its environment: the goal is then to maximize the total reward, and thus accomplish the objective. As we will see later, our equivalent to the reward will turn out to be related to a combination of the trajectory weighting and the original dynamics.

More precisely, a general reinforcement learning problem consists of a trajectory over time t of states s_t from a set \mathcal{S} , with actions taken in each state a_t chosen from a set $\mathcal{A}(s_t)$ determined by that state. Learning is achieved by optimisation of rewards $r_t \in \mathbb{R}$ given on transition from the state s_{t-1} to s_t induced by the action a_{t-1} . The actions taken by the agent are encoded in its policy $\pi(a_t|s_t)$, describing the conditional probabilities of taking the action a_t in the state s_t ; transitions in the environmental state from s_{t-1} to s_t , accompanied by the reward r_t and induced by an action a_{t-1} , are described by a Markovian transition probability $p(s_t, r_t|s_{t-1}, a_{t-1})$. These transition probabilities and the policy π together with the sets of states, actions and rewards form a Markov decision process (MDP).

As with the Markovian dynamics above, we write a full trajectory as

$$\omega_0^T = \{(s_t, a_t, r_t)\}_{t=0}^T, \quad (44)$$

where we note that the first reward r_0 and last action a_T do not occur. The return of a trajectory is then given by

$$R(\omega_0^T) = \sum_{t=1}^T r_t. \quad (45)$$

Assuming the reward is well designed, such that its maximization will achieve the desired results, the ultimate goal of RL algorithms can then simply be stated as finding an optimal policy π^* such that

$$\pi^* = \arg \max_{\pi} \mathbb{E}_{\omega_0^T \sim P, \pi} [R(\omega_0^T)]. \quad (46)$$

In reality, for most problems of interest it is not possible to find a truly optimal policy: instead, the goal becomes to find the best policy we can. A common approach to achieving this goal is simply to parameterize the policy using some model or function

approximation, $\pi_\theta(a|s)$, with parameters or weights θ , and attempt to maximize the expected return over that set. That is, we attempt to find

$$\theta^* = \arg \max_{\theta} \mathbb{E}_{\omega_0^T \sim P, \pi_\theta} [R(\omega_0^T)]. \quad (47)$$

Choosing an approximation which is differentiable, these optimal weights, or something close to them, can then be found by following an estimate of the gradient of the expectation value we attempt to maximize. It is this approach, of parametrising the dynamics directly and optimizing them to maximize or minimize a function of those dynamics, which we will follow in our numerical approach to finding an optimal dynamics for rare event sampling.

3. Rare trajectory sampling via reinforcement learning: dynamical gradients and actor-critic methods

In our approach, we seek to optimize a parameterized transition probability distribution $P_\theta(x_t|X_{t-1}, t)$, conditional on the generalized state described in section 2.1.2 and time, in order to make the trajectory ensemble it generates with probabilities given by

$$P_\theta(\omega_0^T) = \prod_{t=1}^T P_\theta(x_t|X_{t-1}, t)P(x_0), \quad (48)$$

as similar to the reweighted ensemble of equation (9) as possible, with trajectory probabilities given by

$$P_W(\omega_0^T) = \frac{\prod_{t=0}^T W(x_t, X_{t-1}, t) \prod_{t=1}^T P(x_t|x_{t-1})P(x_0)}{\sum_{\omega_0^T} W(\omega_0^T) P(\omega_0^T)}. \quad (49)$$

A common method of matching probability distributions is to minimize the KL divergence between the target P_W and the parametrised dynamics P_θ , with the target ensemble usually chosen as the sampling distribution over which the log-likelihood is averaged

$$D_{KL}(P_W|P_\theta) = \sum_{\omega_0^T} P_W(\omega_0^T) \ln \left(\frac{P_\theta(\omega_0^T)}{P_W(\omega_0^T)} \right), \quad (50)$$

an approach adopted for rare trajectories in [52]. Unfortunately, unlike inference and machine learning problems where this is commonly used, the target distribution P_W here is the distribution we wish to sample but cannot, rather than the distribution of a set of data samples defining the problem. In [52], this is addressed by application of importance sampling to the above KL divergence, using the current parameterized dynamics to sample: however, this can result in a high variance in the resulting weight updates, with quantities appearing that may be exponentially small or large depending on the problem.

We instead take an alternative approach which turns out to be more closely connected to RL: since the data we can sample at any time is the distribution P_θ , rather

than the target distribution P_W , we flip these two distributions in the KL divergence, optimising

$$D_{KL}(P_\theta|P_W) = \sum_{\omega_0^T} P_\theta(\omega_0^T) \ln \left(\frac{P_\theta(\omega_0^T)}{P_W(\omega_0^T)} \right). \quad (51)$$

In principle, if P_W is covered by the function approximation used for P_θ , this objective has the same minima as the previous one. We note two points. First, using the KL divergence requires the weight of all trajectories to be non-zero: for example, if we wish to study a hard constrained ensemble, we must approximate it with a soft alternative. Second, to truly zero out the KL divergence, in general we would also have to parametrise and optimise the initial state distribution, as the reweighting will also modify this. For simplicity, we will forgo including this initial distribution parametrisation and the resulting modifications to the algorithms, but their inclusion is a simple extension to what we will develop.

In the following sections, we will demonstrate how to minimize this function efficiently through a line-search gradient descent based approach, following estimates of the gradient of equation (51). Similar to the policy gradient algorithms of RL, and thus referred to as dynamical gradient algorithms, the resulting methods are very similar in structure to those found in maximum-entropy reinforcement learning [56–58], and closely related to current research in regularized MDPs [54, 55]. Beginning with a simple Monte Carlo sampling based algorithm closely related to [53], we will then introduce an additional function approximation for the “value” of each state, used to guide the dynamical gradient first as a comparative baseline, and then as a bootstrapping estimate, leading to an actor-critic algorithm like those of RL. Each step in the development of these algorithms introduces approximations to the true gradient: while this drastically speeds up the learning process by reducing the variance of the gradient estimates, it introduces biases that make the final results less accurate.

The optimization problem can be further manipulated in a large number of ways, each corresponding to different algorithms for approximating the gradient. While we do not have the space to cover analogues of all the possibilities present in the RL literature in exhaustive detail, we will attempt to give a flavour of the various choices. We will not provide proofs of convergence or quality of converged results of the proposed algorithms in this work, however, we will apply several algorithms to a toy model, and reference theoretical results for related RL algorithms throughout the section.

3.1. Modifying transitions according to futures experienced: Monte Carlo returns

First, for clarity, we rewrite the normalization factor, or “partition function”, as

$$Z = \sum_{\omega_0^T} W(\omega_0^T) P(\omega_0^T), \quad (52)$$

and adopt the notation $P(x_0) = P(x_0|x_{-1}) = P_\theta(x_0|x_{-1}, 0)$ for brevity. Substituting the definitions of the current trajectory probability (48) and reweighted trajectory

probability (49) into the KL divergence (51), we have

$$\begin{aligned} D_{KL}(P_\theta|P_W) &= \sum_{\omega_0^T} P_\theta(\omega_0^T) \left[\sum_{t=0}^T \ln \left(\frac{P_\theta(x_t|X_{t-1}, t)}{P(x_t|x_{t-1})} \right) - \sum_{t=0}^T \ln W(x_t, X_{t-1}, t) + \ln Z \right] \\ &= - \sum_{\omega_0^T} P_\theta(\omega_0^T) R(\omega_0^T) + \ln Z \end{aligned} \quad (53)$$

where we have defined the return R of a trajectory as

$$R(\omega_0^T) = \sum_{t=0}^T \ln W(x_t, X_{t-1}, t) - \sum_{t=0}^T \ln \left(\frac{P_\theta(x_t|X_{t-1}, t)}{P(x_t|x_{t-1})} \right), \quad (54)$$

encoding the contribution of each trajectory to the divergence, weighted by the probability. Clearly, minimization of the KL divergence is analogous to maximization of the expected value of this return, similar to the usual situation considered in RL: this differs, however, in the presence of the current dynamics in the return being averaged. This is the situation more commonly considered in maximum-entropy RL [56–58], where the attempt to maximize a return corresponding purely to the contribution of the weights is regularized by simultaneously trying to maximize the entropy of the trajectory ensemble. For us, maximizing the RL reward is replaced by maximising the log of the weighting, while maximising entropy is replaced by minimizing the KL divergence between the original (non-reweighted) trajectory ensemble and the ensemble of the current dynamics, an objective most closely connected to current research in regularized MDPs [54, 55].

For further clarity, we split the return into parts associated to each time step: specifically, we define an overall reward associated to each transition and time as

$$r(x_t, X_{t-1}, t) = \ln W(x_t, X_{t-1}, t) - \ln \left(\frac{P_\theta(x_t|X_{t-1}, t)}{P(x_t|x_{t-1})} \right), \quad (55)$$

containing both the weighting and KL divergence contributions, such that the return on subsets of the trajectory is given by

$$R(\omega_t^{t'}, X_{t-1}) = \sum_{t''=t}^{t'} r(x_{t''}, X_{t''-1}, t''). \quad (56)$$

To minimize we will follow gradient descent on this objective, calculating its derivative with respect to the parameters θ : noting

$$\nabla_\theta P_\theta(\omega_0^T) = \nabla_\theta \prod_{t=0}^T P_\theta(x_t|X_{t-1}) = P_\theta(\omega_0^T) \sum_{t=0}^T \nabla_\theta \ln P_\theta(x_t|X_{t-1}, t), \quad (57)$$

$$\nabla_\theta R(\omega_0^T) = - \sum_{t=0}^T \nabla_\theta \ln P_\theta(x_t|X_{t-1}, t), \quad (58)$$

we have

$$\nabla_\theta D_{KL}(P_\theta|P_W) = - \sum_{\omega_0^T} P_\theta(\omega_0^T) \sum_{t=0}^T \nabla_\theta \ln P_\theta(x_t|X_{t-1}, t) [R(\omega_0^T) - 1]$$

$$= -\mathbb{E}_{\omega_0^T \sim P_\theta} \left[\sum_{t=0}^T R(\omega_t^T, X_{t-1}) \nabla_\theta \ln P_\theta(x_t | X_{t-1}, t) \right] \quad (59)$$

where in the second line, we have removed the factor of 1 and the return prior to the differentiated time step of each summand, since

$$\sum_{x_t} P_\theta(x_t | X_{t-1}, t) \nabla_\theta \ln P_\theta(x_t | X_{t-1}, t) = \nabla_\theta \sum_{x_t} P_\theta(x_t | X_{t-1}, t) = 0, \quad (60)$$

due to the normalization of $P_\theta(x_t | X_{t-1}, t)$. Written in terms of the return, this takes the exact same form as the negative of the usual policy gradient of RL [39].

As we will see below, Eq. (59) forms the basis of algorithms we will consider, as it can be manipulated into a wide variety of useful forms. However, as stated this already provides an immediate algorithmic approach.

The exact value of the gradient specified by the above equation will be impossible to calculate even for simple problems. Instead, since it takes the form of an expectation over trajectories, we can use Monte Carlo sampling techniques to construct an estimate, against which we will update the weights, before repeating the process. Suppose we sample a set of N trajectories $\{(\omega_i)_0^T\}_{i=1}^N$ using the current P_θ dynamics, each with partial returns after the state X_t^i of

$$R((\omega_i)_t^T, X_{t-1}^i) = R_{t-1}^i. \quad (61)$$

We can construct an empirical estimate of the gradient as

$$\nabla_\theta D_{KL}(P_\theta | P_W) \approx -\frac{1}{N} \sum_{i=1}^N \left[\sum_{t=0}^T R_{t-1}^i \nabla_\theta \ln P_\theta(x_t^i | X_{t-1}^i, t) \right]. \quad (62)$$

We then update the weights by moving a short distance against the gradient, in order to reduce the KL divergence according to this estimate, as

$$\theta_{n+1} = \theta_n + \alpha_n \frac{1}{N} \sum_{i=1}^N \left[\sum_{t=0}^T R_{t-1}^i \nabla_\theta \ln P_\theta(x_t^i | X_{t-1}^i, t) \right], \quad (63)$$

where α_n is the learning rate for step n . This quantity can be calculated per trajectory and stored, updating the average each new trajectory until a desired number has been run to reduce memory requirements. Alternatively, we may even choose to sample a single trajectory between each update

$$\theta_{n+1} = \theta_n + \alpha_n \sum_{t=0}^T R_{t-1} \nabla_\theta \ln P_\theta(x_t | X_{t-1}, t). \quad (64)$$

To gain an intuition for these updates, consider each term in the sum of equation (64) individually, along the sample excursion trajectory of four steps sketched out in figure 1(a). The state x_t at each time $t < T = 4$ has an associated return R_t , given by the future rewards, see figure 1(b). Each term in the update (64) then attempts to move the weights such that the probability of the transition which occurred is increased or decreased, depending on the sign of the return: the size of the change is proportional to the magnitude of the resulting return. As many of these updates are committed,

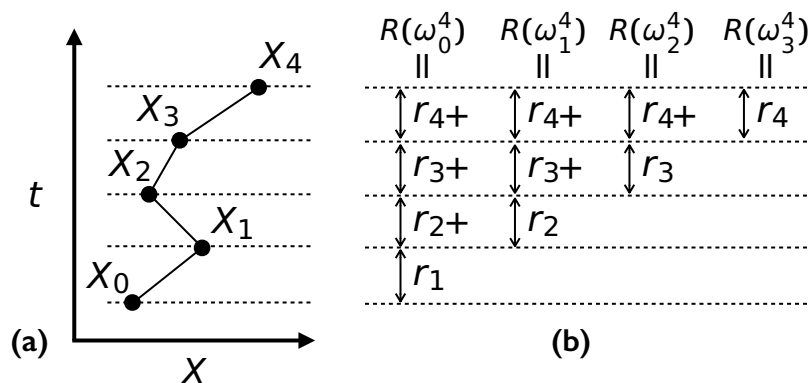


Figure 1. Sketch of the information used in Monte Carlo return updates. (a) A simple sketch of an excursion, with space along the x axis and time t along the y axis. (b) The information used to update the transitions originating from times $t = 0, \dots, 3$: the returns R_t following each state x_t .

competing transitions (those for the same origin state) are then repeatedly enhanced or suppressed according to the resulting returns, leading to an eventual equilibration to a particular balance between the probabilities, depending on the returns that follow them.

Approaching this balance requires consideration of the learning rate α_n : under ideal conditions on the function approximation and sampling, traditional RL convergence is expected provided the learning rate satisfies the requirements of the stochastic approximation

$$\sum_{n=0}^{\infty} \alpha_n = \infty, \quad \sum_{n=0}^{\infty} |\alpha_n|^2 = c, \quad (65)$$

where c is any finite number [62, 63]. However, convergence is only expected in the limit of infinite updates, and decaying learning rates can often slow learning. In practice, learning rate which decrease (or even increase) for a short period at the start of learning, before becoming constant, may be beneficial. For this algorithm, and standard RL algorithms without regularization, a constant learning rate will result in the weights fluctuating around a local minimum; for the KL divergence regularized setting we consider, it in fact turns out that the components used in the algorithms introduced in later sections cause a decay of the gradient to zero, even for individual samples, as optimality is approached [64, 65].

More generically, both update rules described above fall under the umbrella of stochastic gradient descent, where noisy estimates of the gradient are used to update the parameters stochastically [63]. The first of these updates is based on batches of trajectories, sometimes called mini-batches in the ML literatures, while the second is based on single samples.

The algorithm presented in this section is the simplest form of dynamical gradient algorithm, a regularized version of the classical REINFORCE algorithm [40, 41] based

on return sampling, and as such we refer to this simply as KL regularized Monte Carlo returns. For clarity, this algorithm is outlined below in algorithm 1.

Algorithm 1 KL regularized Monte Carlo returns

- 1: **inputs** dynamical approximation $P_\theta(x_t|X_{t-1}, t)$
 - 2: **parameters** learning rate α_n ; total updates N
 - 3: **initialize** choose initial weights θ , define iteration variables n and t , total error δ_P
 - 4: $n \leftarrow 0$
 - 5: **repeat**
 - 6: Generate a trajectory ω_0^T according to the dynamics given by $P_\theta(x_t|X_{t-1}, t)$, with returns R_t after each state X_t .
 - 7: $t \leftarrow 0$
 - 8: $\delta_P \leftarrow 0$
 - 9: **repeat**
 - 10: $\delta_P \leftarrow \delta_P + R_{t-1} \nabla_\theta \ln P_\theta(x_t|X_{t-1}, t)$
 - 11: $t \leftarrow t + 1$
 - 12: **until** $t = T + 1$
 - 13: $\theta \leftarrow \theta + \alpha_n \delta_P$
 - 14: $n \leftarrow n + 1$
 - 15: **until** $n = N$
-

3.2. Comparing returns with past experiences: baselines and value functions

A downside of this simple approach is the large potential variance in the return following a transition in each trajectory, which may provide an extremely noisy gradient from which to learn, resulting in slow convergence. Fortunately, equation (59) possesses an invariance which can be used to tame this variability. Recalling how we used (60) to remove the factor of one and the history of the return from (59), we may use this property to instead introduce any desired function of the past trajectory. Since it makes little sense to make things more complicated and have the update associated to a given transition depend on the history leading to it, we introduce the **baseline** $b(X_t, t)$ as simply a function of the generalized state and time, transforming (59) into

$$\nabla_\theta D_{KL}(P_\theta|P_W) = -\mathbb{E}_{\omega_0^T \sim P_\theta} \left[\sum_{t=0}^T (R(\omega_t^T, X_{t-1}) - b(X_{t-1}, t-1)) \nabla_\theta \ln P_\theta(x_t|X_{t-1}, t) \right], \quad (66)$$

where the return following each transition is then contrasted with a baseline.

The choice of baseline can have a drastic impact on the variance of the gradient estimate, especially if we consider a small number of trajectories between updates. A reasonable choice of baseline to minimize variance would simply be the average value of the return following a given state at a given time

$$V_{P_\theta}(X_t, t) = \mathbb{E}_{\omega_{t+1}^T \sim P_\theta} [R(\omega_{t+1}^T, X_t)|X_t], \quad (67)$$

as this would minimize the variance of the baseline error

$$\delta_b(\omega_t^T, X_{t-1}, t-1) = R(\omega_t^T, X_{t-1}) - b(X_{t-1}, t-1), \quad (68)$$

and therefore might be expected to minimize the variance of the overall gradient estimate. These **state values** encode the combined average weighting for the ensemble of sub-trajectories beginning from X_t at time t , and KL divergence to the original dynamics of this sub-trajectory ensemble: the higher this value, the higher the average weighting and/or lower the KL divergence of this ensemble with that of the original dynamics.

The resulting gradient is given by

$$\nabla_\theta D_{KL}(P_\theta|P_W) = -\mathbb{E}_{\omega_0^T \sim P_\theta} \left[\sum_{t=0}^T (R(\omega_t^T, X_{t-1}) - V_{P_\theta}(X_{t-1}, t-1)) \nabla_\theta \ln P_\theta(x_t|X_{t-1}, t) \right]. \quad (69)$$

Unfortunately, this is an ideal which can not be achieved: calculating the value for each state visited exactly is impossible in most problems of interest. Instead, we introduce a second function approximation for the value function, $V_\psi(X_t, t)$, with weights $\psi \in \mathbb{R}^{d_V}$. The exact error in each of the values provided by this function approximation is then given by

$$L(\psi|X_t, t) = \frac{1}{2} (V_\psi(X_t, t) - V_{P_\theta}(X_t, t))^2. \quad (70)$$

Even supposing we had an accurate result for the true value, we could not optimize these state-dependent loss functions one by one, as the resulting approximation would simply be overfitted on the last state optimized: instead, we must consider the states in unison. However, we need not consider them with uniform weighting, and indeed each state will not be equally relevant to a given sampling dynamics and the rare event problem it is being optimized for. We thus prioritize states by sampling with respect to a chosen probability distribution.

In the unrealistic case where the function approximation can perfectly represent the true values, any probabilistic average over the state loss functions of equation (70) will have the same global minima, as each term in the sum will be zero independently. More realistically, the minima of the loss function will depend heavily on the prioritization given to different states. While we could in principle choose any distribution, the obvious choice for our aim is given by our current sampling dynamics: not only are we likely already using this to approximate the dynamical gradient, but as the dynamics becomes more accurate, it will provide the appropriate weighting to the states whose values are most important to estimate accurately. We thus sample states according to this dynamics, defining the loss function averaged over trajectories as

$$\begin{aligned} L_V(\psi) &= \mathbb{E}_{\omega_0^T \sim P_\theta} \left[\frac{1}{2} \sum_{t=0}^{T-1} (V_\psi(X_t, t) - V_{P_\theta}(X_t, t))^2 \right] \\ &= \sum_{t=0}^{T-1} \mathbb{E}_{\omega_0^t \sim P_\theta} \left[\frac{1}{2} (V_\psi(X_t, t) - V_{P_\theta}(X_t, t))^2 \right], \end{aligned} \quad (71)$$

where the last time is neglected as the value is zero by definition.

Calculating the gradient of this loss, we have

$$\nabla_{\psi} L_V(\psi) = \sum_{t=0}^{T-1} \mathbb{E}_{\omega_0^t \sim P_{\theta}} [(V_{\psi}(X_t, t) - V_{P_{\theta}}(X_t, t)) \nabla_{\psi} V_{\psi}(X_t, t)], \quad (72)$$

giving a gradient in terms of the exact value similar to equation (69): to get a target that can be evaluated we simply substitute the definition of the value (67) to find

$$\begin{aligned} \nabla_{\psi} L_V(\psi) &= \sum_{t=0}^{T-1} \mathbb{E}_{\omega_0^T \sim P_{\theta}} [(V_{\psi}(X_t, t) - R(\omega_{t+1}^T, X_t)) \nabla_{\psi} V_{\psi}(X_t, t)] \\ &= -\mathbb{E}_{\omega_0^T \sim P_{\theta}} \left[\sum_{t=0}^{T-1} (R(\omega_{t+1}^T, X_t) - V_{\psi}(X_t, t)) \nabla_{\psi} V_{\psi}(X_t, t) \right], \end{aligned} \quad (73)$$

where the expectation from the value has been combined with the outer expectation.

To estimate this gradient, as before, we can simply sample N_V trajectories $\{\omega_i\}_{i=1}^{N_V}$, with states X_t^i followed by returns R_t^i leading to the empirical estimate

$$\nabla_{\psi} L_V(\psi) \approx -\frac{1}{N_V} \sum_{i=1}^{N_V} \sum_{t=1}^T (R_{t-1}^i - V_{\psi}(X_{t-1}^i, t-1)) \nabla_{\psi} V_{\psi}(X_{t-1}^i, t-1). \quad (74)$$

Choosing a baseline $b(X_t, t) = V_{\psi}(X_t, t)$ then leads to an empirical estimate for an approximation of the policy gradient Eq. (69) for a given approximation of the value function, given by

$$\nabla_{\theta} D_{KL}(P_{\theta}|P_W) \approx -\frac{1}{N_P} \sum_{i=1}^{N_P} \sum_{t=0}^T (R_{t-1}^i - V_{\psi}(X_{t-1}^i, t-1)) \nabla_{\theta} \ln P_{\theta}(x_t^i | X_{t-1}^i, t), \quad (75)$$

where N_P is the number of trajectories used in the estimate of the policy gradient, indexed by i . For a fixed value estimate, since the effect of the baseline averages to zero for an infinite number of trajectories, even if the value approximation is poor the policy will converge correctly after a sufficient number of updates for a fixed value function. Note that the dynamical gradient update includes an additional term in the internal sum over time corresponding to the update for the initial state distribution.

There is some choice in the usage of updates given by equations (74) and (75). Suppose first that we fixed the dynamical approximation, running a substantial number of updates of the value approximation to achieve convergence. For the value approximation, the loss function depends strongly on the dynamics, and thus the weights converged to will depend strongly on the current dynamics: through the probability of each future trajectory, the priority given to each state, and the reward function itself. However, for small changes in the policy, it seems reasonable to expect that the loss function – and thus the optimal weights – for the the value function will vary by only a small amount.

In contrast, since the dynamical gradient is on average independent of the baseline, the dynamical weights would be expected to converge to the same point regardless of

the value function. However, the better the value approximates the true values for the current policy, the smaller the variance in the updates and the faster the dynamics will converge.

This suggests a simple procedure would be to alternate updating the value function and the dynamics, for a chosen number of updates and number of trajectories per update. The value function would then vary between updates of the dynamics, causing the baseline to no longer average out over sufficient updates, introducing a bias in the final result and reducing its accuracy. Despite this, it is expected the additional noise in the updates caused by this varying baseline will still mostly average out, as the difference in the values between each update of the dynamics should be small.

The above procedure could be referred to as asynchronos updating of the value and dynamical weights. An alternative would then be synchronos updating, where updates to the dynamics and value are done at the same time, using the same trajectory samples. This has the potential to increase the efficiency in the use of the trajectory samples, and provide faster convergence, at the expense of potentially reducing the cancellation of the baseline. It is reasonable to expect that for more accurate value functions, less samples are needed for the bias of the baseline on a finite number of samples to average out, due to a lower variance of the overall error. Thus, to aid in this cancellation, it is common to ensure that the dynamics updates substantially slower than the value function: ideally this will result in the value function being accurate to the present dynamics, and varying only as quickly as the dynamics does. The precise learning rates needed to achieve this balance will vary depending on the approximations used and the problem being studied. In this scenario we have one remaining choice: updating the dynamical weights using this trajectory in conjunction with either the value function before its current update or the value function after its current update. Both are valid choices, however, using the updated value function requires twice as many calls to the value approximation, a potentially undesirable increase in computational complexity.

This discussion leads us to the simplest form of a value-based dynamical gradient algorithm, which we refer to as soft Monte Carlo reinforce with a value baseline, due to its similarity to the Monte Carlo REINFORCE algorithm with a value function of reinforcement learning [39]. Intuitively, for each trajectory we contrast the value of each state with the return following it, cf. figure 2(b), increasing both the probability of a transition and the value of a state if the return following it is greater than the value, and decreasing them if the return is less. We then conduct updates of the two weights θ and ψ after every trajectory with learning rates α_n^θ and α_n^ψ satisfying equations (65), in the directions suggested by the average of these return-value comparisons. In practice, the efficiency of this algorithm is enhanced by noting that the factor multiplying the gradients in both updates takes the same form

$$\delta_{\text{MC}}(\omega_{t+1}^T, X_t, t) = R(\omega_{t+1}^T, X_t) - V_\psi(X_t, t), \quad (76)$$

which we refer to as the Monte Carlo value error. It is outlined below in algorithm 2.

Value baselines in the standard REINFORCE algorithm were considered in the

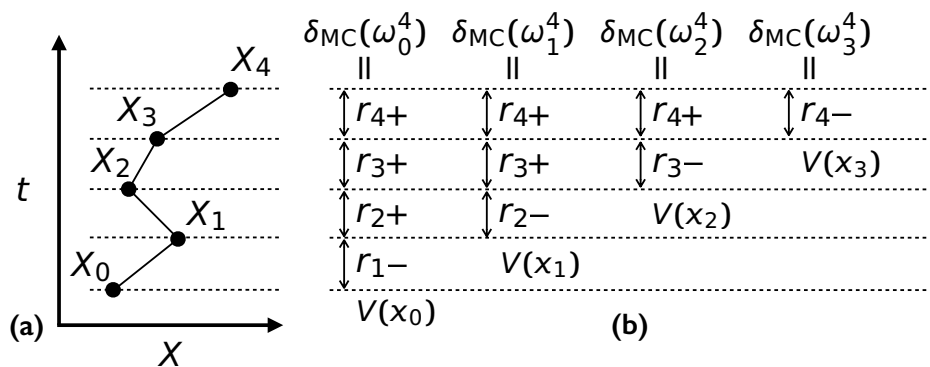


Figure 2. Sketch of the information used in updates based on Monte Carlo returns with value baseline. (a) A simple sketch of an excursion, with space along the x axis and time t along the y axis. (b) The information used to update the transitions originating from times $t = 0, \dots, 3$: the returns R_t following each state x_t , contrasted with the value of that state $V_\psi(x_t)$.

Algorithm 2 KL regularized Monte Carlo reinforce with value baseline

- 1: **inputs** dynamical approximation $P_\theta(x_t|X_{t-1}, t)$, value approximation $V_\psi(x_t, t)$
 - 2: **parameters** learning rates $\alpha_n^\theta, \alpha_n^\psi$; total updates N
 - 3: **initialize** choose initial weights θ and ψ , define iteration variables n and t , total errors δ_P, δ_V , individual error δ
 - 4: $n \leftarrow 0$
 - 5: **repeat**
 - 6: Generate a trajectory ω_0^T according to the dynamics given by $P_\theta(x_t|X_{t-1}, t)$, with returns R_t after each state X_t .
 - 7: $t \leftarrow 0$
 - 8: $\delta_P \leftarrow 0$
 - 9: $\delta_V \leftarrow 0$
 - 10: **repeat**
 - 11: $\delta \leftarrow R_{t-1} - V_\psi(X_{t-1}, t-1)$
 - 12: $\delta_P \leftarrow \delta_P + \delta \nabla_\theta \ln P_\theta(x_t|X_{t-1}, t)$
 - 13: $\delta_V \leftarrow \delta_V + \delta \nabla_\psi V_\psi(X_{t-1}, t-1)$
 - 14: $t \leftarrow t + 1$
 - 15: **until** $t = T + 1$
 - 16: $\theta \leftarrow \theta + \alpha_n^\theta \delta_P$
 - 17: $\psi \leftarrow \psi + \alpha_n^\psi \delta_V$
 - 18: $n \leftarrow n + 1$
 - 19: **until** $n = N$
-

original works on the algorithm [40, 41], but more recent work has proposed that alternative baselines may provide a lower variance in the Monte Carlo setting [66, 67], suggesting possible modifications to the above approach to further improve convergence

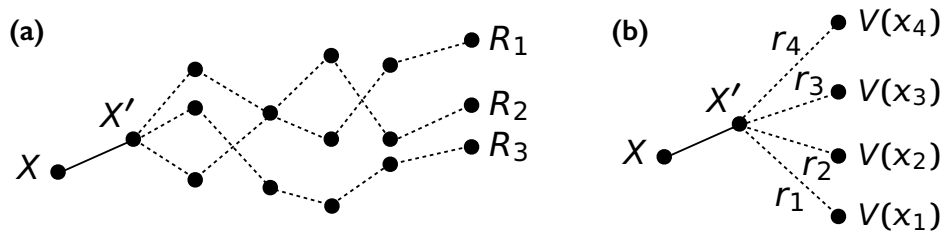


Figure 3. Comparison of updates used in Monte Carlo return updates and actor-critic updates. Whereas Monte Carlo returns (a) updates a transition $x \rightarrow x'$ according to the various possible returns following that transition, the 1-step actor-critic (b) update uses knowledge of only the reward during transition and estimates of the values of the states on either side of the transition.

rates. Despite this, for the algorithms we consider next, it appears that the value baseline may indeed be the best choice [68].

3.3. Replacing returns with past experiences: temporal differences and actor-critic methods

The Monte Carlo error (76), while better than the return alone, still possesses a relatively large variance if the remainder of the trajectory is long and the dynamics highly entropic. Further reduction of this variance would require an alternative to the return for contrast with the states values. To this end, suppose we used many trajectory samples to construct an estimate of the gradient: transitions occurring multiple times will appear with their gradients multiplied by the average return following that transition, cf. figure 3(a). Since the first reward is fixed by the transition, this average return would simply be the reward for that transition and the value of the state after transition. This suggests that rather than contrasting the value of the state prior to the transition with the return of a whole trajectory, we could simply contrast the prior state value with the reward associated to that transition, and the estimated value of the resulting state built from past sampled trajectories. If the estimated values are accurate, we would reasonably expect that on average this will result in the same gradients as using returns, cf. figure 3(b). In fact, as we will see below, this emerges naturally from the construction outlined so far.

Beginning from equation (69) we proceed by noting simply

$$\begin{aligned} \nabla_{\theta} D_{KL}(P_{\theta}|P_W) &= -\mathbb{E}_{\omega_0^T \sim P_{\theta}} \left[\sum_{t=0}^T (R(\omega_t^T, X_{t-1}) - V_{P_{\theta}}(X_{t-1}, t-1)) \nabla_{\theta} \ln P_{\theta}(x_t|X_{t-1}, t) \right] \\ &= -\sum_{t=0}^T \mathbb{E}_{\omega_0^T \sim P_{\theta}} [(R(\omega_t^T, X_{t-1}) - V_{P_{\theta}}(X_{t-1}, t-1)) \nabla_{\theta} \ln P_{\theta}(x_t|X_{t-1}, t)]. \end{aligned} \quad (77)$$

For each term in this sum we may split the expectation as

$$\mathbb{E}_{\omega_0^T \sim P_{\theta}} [(R(\omega_t^T, X_{t-1}) - V_{P_{\theta}}(X_{t-1}, t-1)) \nabla_{\theta} \ln P_{\theta}(x_t|X_{t-1}, t)]$$

$$\begin{aligned}
&= \mathbb{E}_{\omega_0^t \sim P_\theta} \left[\left(\mathbb{E}_{\omega_{t+1}^T \sim P_\theta} [R(\omega_t^T, X_{t-1}) | x_t, X_{t-1}] - V_{P_\theta}(X_{t-1}, t-1) \right) \nabla_\theta \ln P_\theta(x_t | X_{t-1}, t) \right] \\
&= \mathbb{E}_{\omega_0^t \sim P_\theta} [(V_{P_\theta}(X_t, t) + r(x_t, X_{t-1}, t) - V_{P_\theta}(X_{t-1}, t-1)) \nabla_\theta \ln P_\theta(x_t | X_{t-1}, t)]. \quad (78)
\end{aligned}$$

Thus, defining a **temporal difference** (TD) error

$$\delta_{\text{TD}}^{\text{exact}}(X_t, X_{t-1}, t) = V_{P_\theta}(X_t, t) + r(x_t, X_{t-1}, t) - V_{P_\theta}(X_{t-1}, t-1), \quad (79)$$

so-called since it provides the difference between the value of the current state and the reward plus the value of the next state, we have simply

$$\nabla_\theta D_{KL}(P_\theta | P_W) = -\mathbb{E}_{\omega_0^T \sim P_\theta} \left[\sum_{t=0}^T \delta_{\text{TD}}^{\text{exact}}(X_t, X_{t-1}, t) \nabla_\theta \ln P_\theta(x_t | X_{t-1}, t) \right], \quad (80)$$

which remains exact.

While the exact temporal difference error (79) would provide convergence to the same weights as the soft REINFORCE algorithm, with a much lower variance, as stated it is impossible to calculate due to the presence of the unknown, exact values. We instead again use a function approximation for the value of each state, in order to calculate an approximate temporal difference error

$$\delta_{\text{TD}}(X_t, X_{t-1}, t) = V_\psi(X_t, t) + r(x_t, X_{t-1}, t) - V_\psi(X_{t-1}, t-1), \quad (81)$$

and thus an approximation for the gradient

$$\nabla_\theta D_{KL}(P_\theta | P_W) \approx -\mathbb{E}_{\omega_0^T \sim P_\theta} \left[\sum_{t=0}^T \delta_{\text{TD}}(X_t, X_{t-1}, t) \nabla_\theta \ln P_\theta(x_t | X_{t-1}, t) \right], \quad (82)$$

which will be accurate whenever the value function is a good estimate for states which are commonly visited by the current dynamics P_θ .

In reinforcement learning, such an approach is referred to as **actor-critic**, where the dynamics P_θ governing transitions would be the actor, while the value function V_ψ judges the value of each state, playing the role of critic by informing the actor how to improve according to the transitions sampled: the actions it takes.

For the critic, we could continue to use the Monte Carlo updates of the previous section, using the value function to construct approximate TD errors to update the dynamics. However, the TD errors can also be used to update the critic itself, a process of updating estimates using estimates referred to as **bootstrapping**. Beginning from equation (73) and following similar manipulation as that used to reach equation (80), we arrive at

$$\nabla_\psi L_V(\psi) = -\mathbb{E}_{\omega_0^T \sim P_\theta} \left[\sum_{t=0}^T \delta_{\text{TD}}^{\text{exact}}(X_{t+1}, X_t, t) \nabla_\psi V_\psi(X_t, t) \right]. \quad (83)$$

and thus by substituting our approximation

$$\nabla_\psi L_V(\psi) \approx -\mathbb{E}_{\omega_0^T \sim P_\theta} \left[\sum_{t=0}^T \delta_{\text{TD}}(X_{t+1}, X_t, t) \nabla_\psi V_\psi(X_t, t) \right], \quad (84)$$

analogous to the basic 1-step temporal difference value updates of RL [69].

Clearly, for this to be an accurate approximation the value would already have to be accurate, thus suggesting this estimate would be poor when it matters: for weights ψ which produce inaccurate values. This brings into question how this gradient estimate could ever converge for an initially inaccurate set of weights. Despite this, it often produces very successful results when used for updating the value weights in RL problems. To understand why, first we note that the exact value function satisfies a natural inductive definition

$$V_{P_\theta}(X_t, t) = \mathbb{E}_{x_{t+1} \sim P_\theta} [r(x_{t+1}, X_t, t) + V_{P_\theta}(X_{t+1}, t + 1) | X_t, t], \quad (85)$$

commonly referred to as a Bellman equation, encoding the relationship between the value of state and other states visited in their future. As an alternative to our original choice of loss function (71), using the returns along a trajectory, we could instead directly try to minimize the error in this equation for the approximation to the values. That is, we could minimize the mean-squared Bellman error along a trajectory

$$L_V^{BM}(\psi) = \mathbb{E}_{\omega_0^T \sim P_\theta} \left[\frac{1}{2} \sum_{t=0}^{T-1} (\mathbb{E}_{x_{t+1} \sim P_\theta} [V_\psi(X_{t+1}, t + 1) + r(x_{t+1}, X_t, t) | X_t, t] - V_\psi(X_t, t))^2 \right]. \quad (86)$$

Taking the derivative of this as is – differentiating both the target expectation and the state sampled – results in a complex gradient to calculate in general: this approach is addressed by so-called gradient-TD algorithms in the RL literature [70–72], which have recently been extended to actor-critic methods [73]. While the unknown stochastic environment presents an additional issue requiring a double sampling of the transitions in that context, in our case the resulting gradient could alternatively be calculated exactly for each state visited, albeit at a substantial computational cost.

To jump from this alternative loss to the gradient of equation (84) requires taking a slightly different view of the Bellman loss. Suppose we instead minimize the distance between the value of each state and a target value predicted by the expectation on the right of equation (85) for the current weights. That is, we keep the weights in the expectation fixed and only differentiate the value of the sampled from a trajectory. Differentiating equation (86) with this fixed target and manipulating the expectations then leads directly to equation (84), but with a different interpretation: rather than approximating the gradient of the return based loss function, we are directly targeting an alternative prediction of the value based on the current estimated value of other states. Such an approach is sometimes referred to as a “semi-gradient” method in the RL literature, and has been seen to produce good results provided that the sampling of states is close to that of the dynamics the values are being estimated for, as discussed in more detail later.

To turn this discussion into an algorithm, as before we sample some number of trajectories and then construct estimates of equations (82) and (84): for a single trajectory ω_0^T with temporal differences $\delta_{TD}(X_t, X_{t-1}, t)$ associated to transitions from

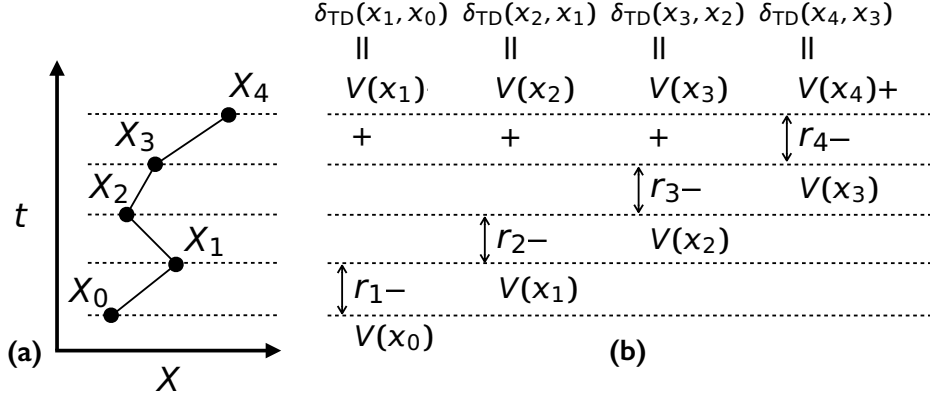


Figure 4. Sketch of the information used in updates based on 1-step actor-critic. (a) A simple sketch of an excursion, with space along the x axis and time t along the y axis. (b) The information used to update the transitions originating from times $t = 0, \dots, 3$: the rewards r_t following each state x_t , combined with the value $V_\psi(x_{t+1})$ of the following state x_{t+1} , then contrasted with the value of the prior state $V_\psi(x_t)$.

X_{t-1} to X_t at time t , we have

$$\nabla_\psi L_V(\psi) \approx - \sum_{t=1}^T \delta_{TD}(X_t, X_{t-1}, t) \nabla_\psi V_\psi(X_{t-1}, t-1), \quad (87)$$

and

$$\nabla_\theta D_{KL}(P_\theta|P_W) \approx - \sum_{t=0}^T \delta_{TD}(X_t, X_{t-1}, t) \nabla_\theta \ln P_\theta(x_t|X_{t-1}, t). \quad (88)$$

Intuitively, these updates follow exactly the discussion at the beginning of this section: along each trajectory, the value of each state is contrasted with the value of the state following it plus the reward received in between, cf. figure 4(b). If the value of the resulting state combined with the reward is greater than the prior state, a contribution is added to the update which aims to move the weights to increase the probability of this transition, along with the value of the prior state; the converse statements hold if the comparison is less. For each trajectory, these contributions are then averaged in an attempt to respect all the correspond directions.

Actor critic algorithms were among some of the earliest considered for reinforcement learning, recently returning to favour due to their ease of application to continuous state spaces, improved theoretical convergence properties over purely value focused approaches, and speed compared with purely return based policy gradient methods. The algorithm 3 presented here is closely related to the recently proposed soft actor-critic algorithm of RL [57], with the key difference being the use of an initial dynamics which is targeted, rather than simply maximising entropy.

In the above algorithm a poor value approximation will clearly lead to poor, if not negative, changes to the dynamics. As with the value baseline Monte Carlo algorithm, this is addressed by choosing learning rates in such algorithms tuned such that the

Algorithm 3 KL regularized actor-critic

-
- 1: **inputs** dynamical approximation $P_\theta(x_t, X_{t-1}, t)$, value approximation $V_\psi(x_t, t)$
 - 2: **parameters** learning rates $\alpha_n^\theta, \alpha_n^\psi$; total updates N
 - 3: **initialize** choose initial weights θ and ψ , define iteration variables n and t , total errors δ_P, δ_V , individual error δ
 - 4: $n \leftarrow 0$
 - 5: **repeat**
 - 6: Generate a trajectory ω_0^T according to the dynamics given by $P_\theta(x_t, X_{t-1}, t)$, with rewards $r(x_t, X_{t-1}, t)$ after each state X_{t-1} .
 - 7: $t \leftarrow 0$
 - 8: $\delta_P \leftarrow 0$
 - 9: $\delta_V \leftarrow 0$
 - 10: **repeat**
 - 11: $\delta \leftarrow V_\psi(X_t, t) + r(x_t, X_{t-1}, t) - V_\psi(X_{t-1}, t - 1)$
 - 12: $\delta_P \leftarrow \delta_P + \delta \nabla_\theta \ln P_\theta(x_{t+1} | X_t, t)$
 - 13: $\delta_V \leftarrow \delta_V + \delta \nabla_\psi V_\psi(X_t, t)$
 - 14: $t \leftarrow t + 1$
 - 15: **until** $t = T + 1$
 - 16: $\theta \leftarrow \theta + \alpha_n^\theta \delta_P$
 - 17: $\psi \leftarrow \psi + \alpha_n^\psi \delta_V$
 - 18: $n \leftarrow n + 1$
 - 19: **until** $n = N$
-

value function learns faster than the dynamics, in the hope that it always provides a good approximation to the true value function for the current dynamics, and thus a good way of estimating the gradient. So that the value approximation is relatively accurate when updates to the dynamics begin, it may also be good to have a period where only the values are updated for a fixed dynamics, such as the original one. Even under these ideal conditions, actor-critic algorithms do not converge to the weights corresponding to local minima of the original loss function (53), but have been shown to end up in a neighbourhood of such minima with high probability for linear function approximations [68].

This unavoidable inaccuracy is a result of the natural bias away from the true gradient introduced by using temporal difference errors based on approximate values in our gradient estimates, similar to the bias introduced by the use of an evolving baseline in the previous section. In many RL algorithms, this bias, causing eventual inaccuracy in the final result, is seen as the cost of the substantial reduction in the variance of gradient estimates they produce, allowing for significant improvements in convergence rates.

3.4. Finite horizon example: random walk excursions

As a simple example of these techniques, we use the excursion problem outlined in Sec. 2.1.1: while the aim is to generate trajectories for the hard constrained ensemble given by Eq. (11), due to the zero weight given to some trajectories, we must use a softened condition given by Eq. (14) and (16) as a target ensemble to optimize sampling for. This is an exactly solvable problem in the hard constraint case, as outlined in Appendix A, using a gauge transformation based approach which can in principle also be used calculate the exact optimal dynamics numerically in this simple case. For evaluating how well we are targeting the softened ensemble, we use this same gauge transformation technique to numerically estimate the maximum return as outlined in appendix Appendix B. We test all three algorithms currently discussed: Monte Carlo returns (MCR) shown in Alg. 1, Monte Carlo with a value baseline (MCVB) as in Alg. 2, and actor-critic (AC) as outlined in Alg. 3.

For simplicity we start by testing them in a simple “tabular” setting: that is, we associate a single weight $\theta(x, t)$ to each states transitions, and another single weight $\psi(x, t)$ to each states value for the algorithms which use them. The transition up is then given by this weight in terms of a sigmoid

$$P_\theta(x + 1|x, t) = \sigma(\theta(x, t)) = \frac{e^{\theta(x, t)}}{e^{\theta(x, t)} + 1}, \quad (89)$$

with the probability of transition down then fixed by normalization. The values are simply given by $V_\psi(x, t) = \psi(x, t)$. To perform gradient descent, we need the gradients of these with respect to the weights, simply given by

$$\frac{\partial \ln P_\theta(x \pm 1|x, t)}{\partial \theta(x', t')} = \pm \delta_{xx'} \delta_{tt'} P_\theta(x \mp 1|x, t), \quad (90)$$

and

$$\frac{\partial V_\psi(x \pm 1|x, t)}{\partial \psi(x', t')} = \delta_{xx'} \delta_{tt'}. \quad (91)$$

Note that since each state has an independent weight, as signified by the Kronecker deltas, we can simply update each of these weights independently rather than storing the whole vector of updates.

For evaluation of the dynamics during training, we calculate running averages of three quantities: the expected return, $\langle R \rangle$; the success rate, i.e. the probability of generating an excursion

$$\langle S \rangle = \left\langle \delta(x_T) \prod_{t=1}^{T-1} H(x_t) \right\rangle, \quad (92)$$

which is simply the expected weighting under the hard constraint; and the entropy of the trajectory ensemble

$$\langle \mathcal{H} \rangle = - \langle \ln P_\theta(\omega_0^T) \rangle, \quad (93)$$

which in this case is a direct measure of the KL divergence between the optimized dynamics and the original dynamics, since $\langle \mathcal{H} \rangle = T \ln 2 - D_{\text{KL}}(P_\theta|P)$. These running

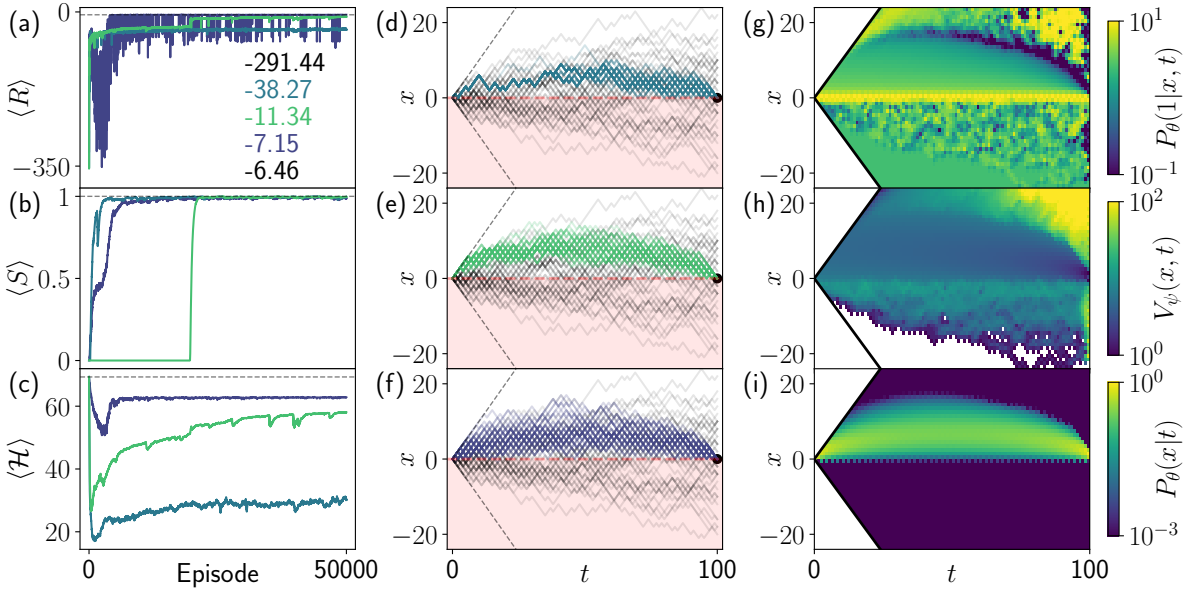


Figure 5. Tabular excursions. In these plots: AC is indicated by dark purple with and trained with $\alpha_\theta = 0.15$ and $\alpha_\psi = 0.3$; MCR by a lighter blue and trained with $\alpha_\theta = 0.05$; and MCVB by a light green and trained with $\alpha_\theta = 0.05$ and $\alpha_\psi = 0.3$. The trajectory length is $T = 100$ and the parameters of the softened constraint (16) are $s = 7$ and $a = 5/7$. (a) Running averages of the returns received per episode during the learning process. The numbers indicate the initial return (top), final returns for MCR, MCVB and AC (2nd to 4th, colored) and optimal (bottom), with optimal shown by the dashed line. (b) Running averages of the probability of successfully generating an excursion. (c) Running averages of the entropy of the trajectory ensemble, with maximum $T \ln 2$. (d-f) Sample trajectories generated using the final dynamics achieved for MCR, MCVB and AC (top to bottom). (g) The probability of going up at each position and time (x, t) for the AC result, indicated by $P_\theta(1|x, t) = P_\theta(x + 1|x, t)$ for compactness. (h) The value of each state learnt while training the dynamics using AC. (i) The probability of being in each state at each time for the final dynamics trained using AC, with normalization along each time-slice. Plots (g-i) have been interpolated over the sites which are not visited (even position, odd time, vice-versa) for visual clarity.

averages are calculated using a learning rate and the quantities sampled from each episode: i.e. given a sample O_i of one of the three observables from episode i , we update our average as $\langle O \rangle_i = \langle O \rangle_{i-1} + \alpha_O(O_i - \langle O \rangle_{i-1})$. Observable learning rates are chosen as $\alpha_R = 0.1$, $\alpha_S = 0.003$ and $\alpha_{\mathcal{H}} = 0.01$ for all three algorithms.

Results for these three quantities calculated during the learning process for excursions of length $T = 100$ are shown in figure 5(a-c), with AC performing best on all three metrics. In particular, we note that the AC is generally more stable, as it is less likely to get stuck in areas where the gradient of the dynamics is small, i.e. for large values of the potential $\theta(x, t)$. The MC methods are vulnerable to this since they use full returns: initially, these returns may be extremely negative, particularly for earlier states if a trajectory spends a significant amount of time below 0, causing a sudden

jump to a very large value of the potential. This can cause the dynamics to become almost deterministic for a long time (cf. the beginning of the samples in Fig. 5(d)); alternatively, the dynamics may get stuck taking incorrect actions such as going below zero for a long time, e.g. causing the initial low success rate for the MCVB training run in Fig. 5(b).

The slow propagation of information about the reward structure under AC training, one transition back at a time, suppresses these large negative returns early on, causing a greater emphasis on maintaining a high entropy (low KL divergence to the initial dynamics). On the other hand, in this case the MC methods can achieve a higher return earlier by emphasising successfully generating excursions, but struggle to later optimize the entropy, due to the high variance in futures after each transition.

Plots in figure 5(g-h) show the upward transition probability, state values and occupation probabilities resulting from the AC training run. The upward probabilities have the expected structure: going upwards from zero, they start at unity probability, reducing to 50 – 50 along the most commonly visited set of states, and further reducing to 0 as the edge of the backwards lightcone from $x = 0, t = 0$ is reached. After $t \sim 50$, transitions upwards are suppressed earlier than the edge of the backwards lightcone, due to the rapidly reducing trajectory entropy that would result from taking further steps upwards. The occupation probability, normalized along each time-slice, rises away from these boundaries, peaking at around $x \sim \sqrt{100}$.

Overall, we can see that the resulting increase in the speed of learning more than justifies the theoretical bias induced in the final results by the various steps involved in developing these algorithms, producing results of sufficient accuracy much more quickly.

3.5. Mixing estimates: expected errors, n -step temporal differences and weighted averages

In the remainder of this section, we mention a few possible modifications and extensions to the techniques described so far. Here we focus on two ways of modifying the actor-critic approach, capable of reducing variance without introducing significant bias: making use of the dynamics to calculate exact expectations of temporal difference errors and gradients associated to transitions for a particular state; and using the Bellman equation to look multiple steps ahead, producing a range of equally valid estimates which can then be averaged.

Firstly, rather than manipulating the value loss into the form shown in equation (84), we could instead use the current dynamics to calculate the expected target for each state visited along a trajectory, as suggested by equation (86), resulting in

$$\nabla_{\psi} L_V(\psi) \approx -\mathbb{E}_{\omega_0^T \sim P_{\theta}} \left[\sum_{t=0}^T \delta_{\text{ETD}}(X_t, t) \nabla_{\psi} V_{\psi}(X_t, t) \right], \quad (94)$$

written in terms of the expected value of the TD error

$$\begin{aligned}\delta_{\text{ETD}}(X_t, t) &= \mathbb{E}_{x_{t+1} \sim P_\theta} [V_\psi(X_{t+1}, t+1) + r(x_{t+1}, X_t, t) | X_t, t] - V_\psi(X_t, t) \\ &= \mathbb{E}_{x_{t+1} \sim P_\theta} [\delta_{\text{TD}}(X_{t+1}, X_t, t) | X_t, t],\end{aligned}\tag{95}$$

producing updates similar to the expected SARSA algorithm [74].

Unfortunately this error can not be used for the dynamical gradient, due to the dependence of the transition on the resulting state: however, we can manipulate equation (82) to arrive at

$$\nabla_\theta D_{KL}(P_\theta | P_W) \approx -\mathbb{E}_{\omega_0^T \sim P_\theta} \left[\sum_{t=0}^T \mathbb{E}_{x_t \sim P_\theta} [\delta_{\text{TD}}(X_t, X_{t-1}, t) \nabla_\theta \ln P_\theta(x_t | X_{t-1}, t) | X_{t-1}, t-1] \right],\tag{96}$$

where for states sampled along each trajectory we calculate the expected product of the TD error and the gradient of the corresponding transition. This possibility has recently been studied indepth in the RL literature, named variously expected policy gradients and mean actor critic [75–77].

In contrast to updates based on equation (84) and (82), updates using (94) and/or (96) are reasonably expected to have much lower variance than their sampled-transition counterparts, thus resulting in improved convergence: without the usual accompanying increase in bias of the final result. The pay-off is a much higher computational demand, in part due to the need to calculate the expectation and the gradients of each transition. Another technicality is the necessity of both updates using different quantities, whereas the updates in algorithm 3 are both built around the same temporal difference errors. It is worth noting that recent work in RL has suggested the possibility of using a mixture of both updates, with the relative weighting varying over time [78]. This may be beneficial when the most likely transitions are to states for which the value is much more accurate, reducing the propagation of errors.

Secondly, we note that the inductive Bellman equation (85) for the exact value can be substituted into itself multiple times, arriving at an n -step equation

$$V_{P_\theta}(X_t, t) = \mathbb{E}_{\omega_{t+1}^{t+n} \sim P_\theta} [R(\omega_{t+1}^{t+n}, X_t) + V_{P_\theta}(X_{t+n}, t+n) | X_t],\tag{97}$$

which inspires an approximate n -step temporal difference error similar to the single step errors before

$$\delta_{\text{TDn}}(\omega_{t+1}^{t+n}, X_t, t) = V_\psi(X_{t+n}, t+n) + R(\omega_{t+1}^{t+n}, X_t) - V_\psi(X_t, t).\tag{98}$$

Similar arguments and manipulation to that done for the 1-step temporal difference estimates of the gradients leads to the pair of approximations

$$\nabla_\theta D_{KL}(P_\theta | P_W) \approx -\mathbb{E}_{\omega_0^T \sim P_\theta} \left[\sum_{t=0}^T \delta_{\text{TDn}}(\omega_{t+1}^{t+n}, X_t, t) \nabla_\theta \ln P_\theta(x_t | X_{t-1}, t) \right],\tag{99}$$

and

$$\nabla_\psi L_V(\psi) \approx -\mathbb{E}_{\omega_0^T \sim P_\theta} \left[\sum_{t=0}^T \delta_{\text{TDn}}(\omega_{t+1}^{t+n}, X_t, t) \nabla_\psi V_\psi(X_t, t) \right],\tag{100}$$

with values and rewards which would occur at or after the end of the trajectory in the above equation set to zero.

Empirical studies of algorithms based on these errors, reached simply by replacing the temporal difference error in 3 with (98), suggest that each problem has an optimal value of n : larger values result in higher variance errors, while allowing faster propagation of reward information. Values of n greater than the trajectory length recover the Monte Carlo techniques of the previous sections. Their benefit in gradient estimation on their own merits is limited, but as we will see next, they act as a simple building block in a more powerful estimation scheme.

While temporal difference errors, particularly 1-step errors, result in a particularly low variance for the gradient estimates, they can result in slow propagation of information about the reward structure. A large reward occurring on average n steps in the future of a particular transition, would require at least n trajectories for information about that reward to propagate back to that transition, likely many more: though this may be reduced by generalization caused by using a function approximation. In contrast, were we using an n -step error, reward information would propagate more quickly, but result in increased variance of the errors.

A good compromise can be achieved by observing that rather than considering any single one of the possible n -step approximations to the gradient, we could just as justifiably consider a weighted average of them [79, 80]. That is, for some distribution $P(n)$ such that

$$\sum_{n=1}^T P(n) = 1, \quad (101)$$

we may consider for the dynamics

$$\nabla_{\theta} D_{KL}(P_{\theta}|P_W) \approx -\mathbb{E}_{\omega_0^T \sim P_{\theta}} \left[\sum_{t=0}^T \delta_{TD}^P(\omega_{t+1}^T, X_t, t) \nabla_{\theta} \ln P_{\theta}(x_t|X_{t-1}, t) \right] \quad (102)$$

with the weighted error

$$\delta_{TD}^P(\omega_{t+1}^T, X_t, t+1) = \sum_{n=1}^{T-t} P(n) \delta_{TDn}(\omega_{t+1}^{t+n}, X_t, t+1), \quad (103)$$

and a similar equation for the value loss gradient. Special cases of the distribution defining this error provide both the Monte Carlo and temporal difference errors discussed previously, however, we can now perform updates according to an equal weighting of the Monte Carlo and 1-step errors in each trajectory, or any other distribution we choose. Depending on this choice, we can achieve much faster propagation of information about the reward structure, while minimizing the effect of the increased variance inherent in the considering more of the future of each sampled trajectory.

A common distribution chosen in an attempt to achieve a balance between the variance of longer n -step errors and propagation of reward information is a normalized geometric series

$$P(n) = \frac{\lambda^{n-1}(1-\lambda)}{1-\lambda^T}, \quad (104)$$

which allows for efficient numerical implementation to be achieved by deriving inductive equations relating this return to its value at the next time step.

For completeness, we also note that the expected TD error (79) can be extended in an n -step or λ -weighted form, related to the so-called Tree-Backup algorithm in RL [81]. Studies of n -step or λ -weighted adaptations of mean actor critic have yet to be conducted.

3.6. Online learning, importance sampling and eligibility traces

In this subsection we briefly discuss a trio of related RL techniques. First, many RL algorithms are designed to be implemented in an online manner, that is, updates may be applied after every transition, not after the end of each trajectory. This allows for experiences during the current trajectory to be used immediately, potentially leading to faster convergence, and as we will see in the next section is essential for infinite-horizon problems where trajectories do not end, rendering Monte Carlo methods impossible.

For a simple heuristic justification of this, note we may rewrite the gradients for the 1-step TD approximations as

$$\nabla_{\theta} D_{KL}(P_{\theta}|P_W) \approx -T \mathbb{E}_{(x_t, X_{t-1}, t) \sim P_{\theta}} [\delta_{\text{TD}}(X_t, X_{t-1}, t) \nabla_{\theta} \ln P_{\theta}(x_t|X_{t-1}, t)], \quad (105)$$

$$\nabla_{\psi} L_V(\psi) \approx -T \mathbb{E}_{(x_t, X_{t-1}, t) \sim P_{\theta}} [\delta_{\text{TD}}(X_t, X_{t-1}, t) \nabla_{\psi} V_{\psi}(X_{t-1}, t-1)], \quad (106)$$

where we are now viewing the expectation as sampling the triplet of a pair of consecutive states at a particular time: in principle, time is sampled uniformly according to $1/T$, while the pair of states are sampled at that time according to the state distribution of the current dynamics. In reality, we produce correlated samples of this expectation by running trajectories, with the time of each sample being iterated along by one from the previous time. Ignoring technicalities caused by the correlations of the samples generated, from this perspective online algorithms simply apply stochastic gradient descent at the level of individual transitions, rather than individual trajectories.

We do, however, note a subtlety in this viewpoint: by using online updates during the sampling of trajectories, the transitions leading up to the current time are not sampled according to the current dynamical weights, but instead sampled according to the weights at the moment that transition was simulated. Thus, for the heuristic SGD perspective above to be completely valid, we would have to use an importance sampling factor to take into account the true probability of having arrived in the present state under the current dynamical weights. In practice, the small bias this induces is tolerated, as this importance sampling factor would be difficult to implement.

Importance sampling arises more commonly in RL through off-policy methods, in which data is collected using an alternative dynamics to the one being optimized. In this context we must take into account the alternative sampling probabilities twice: reweighting the past to account for the different likelihoods of arriving in a particular state at a particular time, and reweighting the errors themselves to account for the chance of the sampled transition occurring. The later is easy to compensate for, while the former is in principle a complex ratio of historical probabilities. For the values,

ignoring the former is equivalent to choosing an alternative prioritization for which states to optimize with respect to. When using the semi-gradient methods described earlier, if this shifted priority differs too substantially from the current dynamics, this can result in a lack of convergence in learning algorithms; if close enough, the dynamics will converge, but be biased further away from the ideal weights [82,83]. Since the effect in the prioritization of online learning will be minor, this later point is suggestive of the effect this will have on a learning algorithms results: while the weights would be expected to converge, perhaps faster than an offline approach, the end result may be less accurate than the best possible from offline learning.

While true stochastic gradient methods can address the lack of convergence in off-policy sampling [70–73], they do not address the incorrect priority of states. For the dynamics, ignoring the importance sampling ratio for the history is even more detrimental, implying we are not estimating a gradient of the loss function (51) which our main goal it is to minimize. When parametrizing the dynamics directly, we should therefore handle this lack of emphasis on the correct states in order to reach optimal weights. Off-policy policy gradient techniques are an open area of research in RL [84], however, progress has recently been made through techniques which estimate what the correct emphasis to give states [73,85]. Despite the bias this emphasis induces in principle, removing it is difficult enough that many state-of-the-art algorithms forgo doing so, accepting any potential reduction in the quality of the final result.

Online learning may be used instantaneously with 1-step errors or temporarily delayed for n -step errors. The weighted λ -errors can also be approximately implemented completely online through the use of eligibility traces, with the approximate nature of these updates originating from the continual drift of the weights away from those associated to the particular transition the λ -error is being calculated for [39,69,79,81,84]. For linear function approximations this drift can be compensated efficiently, leading to very effective algorithms, however, for general non-linear functions the approximate nature of more general eligibility trace methods can in fact prevent convergence and lead to poor results [86]. It may thus be more desirable to implement λ -errors online by first truncating them to n -steps, then applying delayed updates calculated iteratively for equivalent computational complexity as eligibility trace approaches, at the expense of increased memory requirements [87–89]. However, as we discuss next, even taking this approach may result in instability for common non-linear function approximations.

3.7. Using neural networks: replay buffers and target networks

A powerful function approximation that has found substantial use across academia and industry in recent years is that of neural networks. Unfortunately, while powerful, training them in the straightforward manner described previously often proves to be extremely unstable. This is a consequence of the so-called “catastrophic interference” that neural networks suffer from: their strong adaptability and broad representational power is accompanied by a tendency to forget all but the most recent experiences

used in training them. In supervised and unsupervised problems this causes issues in sequentially learning one problem after another, transferring a learned network to a new problem, or when the data distribution is non-stationary in some real-world applications [90–93]. This can be traced back to correlations in the data samples used in training, resulting in non-IID sampling: in sequential or transfer learning, samples are correlated by the simple fact that they belong to one problem or another. While this issue also exists in transferring learned policies and value functions between control problems, in RL, catastrophic interference can in fact occur during training on individual problems, as data is naturally correlated when sampled from trajectories using a Markovian dynamics [94–96]. Often experienced most severely in online training, we even observed this phenomenon during offline training if the samples from a trajectory are strongly correlated, such as in the excursion problem of section 3.4. Further to this, RL is a highly non-stationary problem, with both the state distribution changing whenever the policy is updated, and the targets used in estimating the gradient changing whenever the value function is updated.

In order to train a neural network, a variety of stabilizing techniques are often used, aimed at suppressing correlations between training samples [57, 97–100]. Typically, two main adaptations are used.

For the non-stationarity of the values used in bootstrapping estimates of the gradients, a third “target” network is introduced: this is either periodically updated to the current weights of the value network, remaining fixed while the value network is updated in between [97–99], or slowly updated toward the current weights after each update of the value network using an exponential average [57]. However, the instability caused by these moving targets is largely a result of the semi-gradient approximation we made, and can alternatively be addressed instead by using the gradient TD methods [70–73] mentioned in section 3.3, which take into account the change in the target by considering its derivative.

Meanwhile, both the non-stationarity of the state-distribution and the correlation of trajectory-based sampling are partially addressed by the introduction of experience replay [57, 97, 98, 100, 101]: for example, a recent history of experienced transitions are stored in a replay buffer, from which we sample a random set of transitions for use in estimating the gradient. This sampling from the replay buffer reduces correlations between the samples used, as they are no longer sampled sequentially from a trajectory, and slows the change in the state distribution, at the expense of biasing the updates away from their true values for the current weights.

As an example, we now cover the use of experience replay in 1-step AC algorithms in more detail. In this case, the basic information we store in the buffer \mathcal{D} are individual transitions (X, t, x') . Rewards are then recalculated using the current dynamics whenever the transition is resampled from the buffer. The bias introduced by experience replay is a result of the differing probabilities of sampling state-state pairs corresponding to each transition, between the distribution of the current dynamics and the distribution of stored in the replay buffer. These probabilities can be decomposed

into two parts: the probability of being in the state pre-transition, and the probability of that transition occurring. We can address the later of these easily. If we additionally store the probability μ of each transition at the time it was originally generated, we can multiply its contribution to the gradient when resampled by an importance sampling factor $P_\theta(x'|X, t)/\mu$, removing the resulting bias. The former of these is much more complicated to address, and as such the bias it causes is often accepted in pay off for the benefits of using a replay buffer. However, there exist various techniques which can be used to emphasise states more appropriately in the replay buffer [73, 85]. Given the correction for the transition bias, a gradient estimate is then constructed using a set of N samples (X_i, t_i, x_i, μ_i) randomly taken from the buffer, using

$$\nabla_\psi L_V(\psi) \approx - \sum_{i=1}^N \frac{P_\theta(x_i|X_i, t_i)}{\mu_i} \delta_{\text{TD}}(x_i, X_i, t_i) \nabla_\psi V_\psi(X_i, t_i - 1), \quad (107)$$

and

$$\nabla_\theta D_{KL}(P_\theta|P_W) \approx - \sum_{t=0}^T \frac{P_\theta(x_i|X_i, t_i)}{\mu_i} \delta_{\text{TD}}(x_i, X_i, t_i) \nabla_\theta \ln P_\theta(x_i|X_i, t_i), \quad (108)$$

to update the weights.

In practice we applied a replay buffer in a slightly different manner, as discussed next. For learning the excursion dynamics we used two neural networks, each with a single hidden layer of 32 units, for the policy and value networks. For the value network we used a leaky ReLU activation: a linear curve $f(x) = gx$ with gradient $g = 1$ for $x > 0$ and $g = 0.01$ for $x < 0$. This stands in contrast to a standard RELU, which is a constant zero for negative inputs. The policy network used tanh activations for all units. Each neural network takes an input tuple of (x, t) and is then linearly scaled to be between -1 and $+1$, using $x = \frac{2x-T}{T}$ and $t = \frac{2x-T}{T}$. The output for the policy network is then passed through a sigmoid function for the probability of $x \rightarrow x + 1$.

For the weighting, c.f. (14) and (16), we used $sb = -5$ reward for transitions to a negative position; for transitions to the final time state, $s = 0.1$ is used with an additional shift to the exponent, $W(x_T, T) = \exp(-5(1 - \delta_{x_T 0}) - 0.1|x_T|)$. In contrast to the discussion above, for simplicity we used a large replay buffer in full for every update, allowing high stability in the updates. Specifically, during training we kept the most recent 2560 trajectories in the buffer. Each between each update we generated 128 new trajectories to overwrite the oldest in the replay buffer, then all 2560 trajectories were used to perform the update to both of the neural networks.

Results of this optimisation are shown in figure 6: in particular, figure 6(a) shows the difference between the expected return of a trajectory, for which the dynamics achieves 60.36, compared to 62.75 from the target Doob dynamics. Despite this accuracy, the target dynamics is in fact not one with a high success rate, as the weight is too soft: the model achieved a success rate of 84.4% compared to a maximum given by the Doob dynamics of 88.4%, as seen in Fig. 6(b). These results are accompanied by a set of samples, and the corresponding value function, dynamics and resulting state distribution.

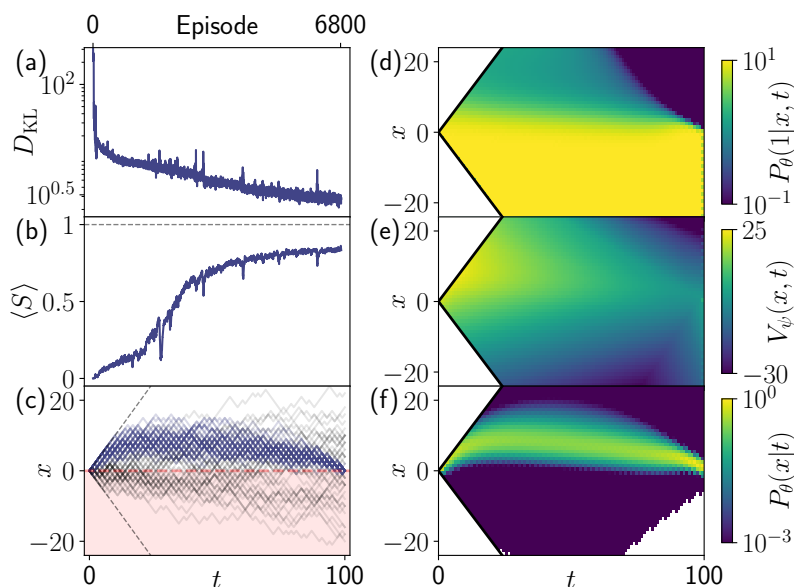


Figure 6. Neural-network excursions. Here the trajectory length is $T = 100$. (a) An estimate of the KL divergence using returns from the batch of trajectories generated between each update. (b) Running average over each batches probability of successfully generating an excursion. (c) Sample trajectories generated using the final dynamics achieved. (d) The probability of going up at each position and time (x, t) for the final result, indicated by $P_\theta(1|x, t) = P_\theta(x + 1|x, t)$ for compactness. (e) The value of each state learnt while training the dynamics. (f) The probability of being in each state at each time for the final dynamics, with normalization along each time-slice. Plots (d-f) have been interpolated over the sites which are not visited (even position, odd time, vice-versa) for visual clarity.

Finally, returning to generalities we mention that while eligibility traces are powerful when used with tabular methods or linear approximations, the lack of ability to train neural networks using incremental data hinders their use. To this end, recent work has been done considering truncated λ returns [88, 89], and their reconciliation with experience replay [102].

3.8. Connection to regularized and maximum-entropy reinforcement learning

We now briefly discuss the relationship between the approach presented here and that of maximum-entropy RL [54–58]. In particular, first consider the “deterministic” RL case, translating from our Markov chains to an MDP by associating each transition to an action, identifying the dynamics with the RL agents policy. Training with maximum-entropy RL is identical to training with our KL regularized algorithms, provided we choose the original dynamics to be that of the maximum-entropy trajectory ensemble, in which every trajectory has the same probability regardless of length, and the weighting is that given by biasing with respect to the reward function.

In the “stochastic” case, the connection is less clear. Viewing our Markov chain as

having a state space which consists of state-action pairs, and decomposing the dynamics into policy and environment components, it may be suspected that maximum-entropy RL can be recovered by choosing the original dynamics to be the one generated by a policy which produces the maximum-entropy trajectory ensemble, up to its ability to control the transitions around the environment. However, this turns out not to be the case: such a policy would necessarily take into account the entropy of the environment resulting from each action, something which standard maximum-entropy RL does not take into account, as this would require incorporating knowledge of the environment probabilities. Maximum-entropy RL in this case is recovered by choosing the original trajectory probabilities to consist of only the contributions of the environment, to each trajectory, normalized as required: it is not immediately clear that this ensemble itself decomposes into a Markovian structure. This distinction may suggest a novel model-based maximum-entropy RL algorithm, in which a known or learnt model is used to further try to maximize the entropy of the trajectory ensemble over considering the policy entropy alone.

3.9. Summary and further variations

We have seen how an efficient dynamics for sampling in the generic rare-event framework of section 2.1, a problem closely related to optimal control, can be found through methods similar to those considered in RL, specifically those of maximum-entropy methods [56–58] and more general MDP regularization [54, 55].

We briefly mention a variety of other possibilities from the RL literature to approach optimizing such problems:

- All algorithms described above are based on stochastic gradient descent, a commonly used line-search gradient method. Recently, RL algorithms have been developed based on natural gradients [68, 103–106], where the updates are modified to respect that changing the parametrization of the dynamics, while leaving the manifold of possible dynamics invariant, should leave the gradient updates invariant. These are closely related to recent applications of trust-region based gradient methods to RL [65, 107–109], where the learning rates for updates are tamed in order to try and ensure updates do not overshoot and cause a negative change to the dynamics.
- As value functions are learnt from early experiences, transitions towards states that are currently estimated to be higher value will be increased, even if these states are in reality suboptimal, a problem referred to as maximization bias. A common solution to this is the use of double learning, where two value functions are learnt [57, 110, 111]. For each state visited, the value function which produces the lower estimate is then used in estimates of the dynamics gradients.
- When the action space is continuous, the MDP problem can be rephrased as learning a function approximation which generates an action, with inputs as the state and some random noise [57, 99, 112]. This leads to policy gradient estimate which takes

into account how the target value changes when the action parametrization changes, resulting in a lower variance estimate. This will be directly relevant to rare trajectory problems with continuous state spaces and an uncountable number of transitions, and is closely related to current optimal force learning approaches in diffusive problems [53].

An alternative but closely related adaptive approach is based on gauge transformations [32]. While there are simpler derivations, see [Appendix A](#), to see this connection note we may rewrite equation (53) as

$$D_{KL}(P_\theta|P_W) = \sum_{t=0}^T \sum_{\omega_0^{t-1}} P_\theta(\omega_0^{t-1}) D_{KL} \left(P_\theta(-|X_{t-1}, t) \left| \frac{W(-, X_{t-1}, t) P(-|x_{t-1}) g(-, t)}{g(X_{t-1}, t-1)} \right. \right) \quad (109)$$

where

$$g(X_t, t) = \mathbb{E}_{x_{t+1} \sim P} [W(x_{t+1}, X_t, t+1) g(X_{t+1}, t+1)], \quad (110)$$

with $g(X_T, T) = 1$ is the inductive equation defining the gauge transformation g , with expectation taken over the original dynamics. Since minimizing each of these KL-divergences individually provides the exact solution, the optimal dynamics is given by the correct gauge transformation, and an alternative approach may be to approximate this gauge transformation directly. This approach has a long history in the mathematical literature [25, 26, 28, 113], and as exact solutions to some MDPs with deterministic environments [29], with recent adaptation to diffusion processes [16]. From the RL perspective, these algorithms are all based on 1-step temporal difference methods, where equation (110) is viewed as a non-linear Bellman equation [114]. This approach could in future be developed into a broader set of RL algorithms which have more in common with the value-function based methods of RL, as opposed to the policy-gradient-like methods presented in this work.

4. Long time dynamics, large deviations and discounting

In many problems of relevance to physical sciences we are interested in the behaviour at long times, such that the system is in its stationary state, be it equilibrium (as in a system in contact with a thermal bath) or not (as in driven systems). Such situations where dynamics is time-homogeneous and the relevant times exceed those set by all relaxation rates, pertain to the regime of dynamical large deviations [2, 3, 6, 33], an approach akin to equilibrium statistical mechanics for quantifying the statistical properties of long-time dynamics. For this kind of problem we can specialize our methods above to allow for solutions using genuine, infinitely long trajectories.

To consider these problems, for simplicity we restrict to cases where the original dynamics is time-independent, and additional information in the generalized state is bounded. In this case, it makes sense to consider the distribution of states under

the current dynamics: that is, given some parameterized dynamics $P_\theta(x_t, X_{t-1})$, a probability distribution $p(x)$ over the generalized states is stationary if

$$p(X) = \sum_{X'} P_\theta(x|X')p(X'), \quad (111)$$

where X is the generalized state resulting from transition to x while in the generalized state X' . For clarity, we will focus on systems ergodic dynamics. Put simply, this means that for any pair of states, there exists a sequence of transitions which leads from either one to the other. For us, this means that there is a unique stationary state, which we label P_θ^{ss} for the parameters θ . These conditions may be relaxed. Suppose the original dynamics is at most periodic, or the additional information contained in the generalized state for calculating weights is also periodic: for example, the total area of the random walk is needed modulo some value. In this case, both the original and optimal dynamics will repeat over some period. In general, we simply need the weight contribution to be iteratively calculable, using a finite history of states or iteratively calculated observables.

A common approach to studying such models is to consider long but finite trajectories, then use a method such as TPS to sample the reweighted ensemble. While we could take a similar approach using our adaptively learnt dynamics, either with or without TPS, the trajectory lengths may need to be extremely long to achieve accurate results, and for a generic problem the length required is unknown. It may instead be desirable to directly study the infinite-horizon case, removing fears of incorrect results caused by finite-time effects. However, as it stands there are several problems with the algorithms presented in the previous Sec. 3 for studying problems formulated with an infinite-horizon. In particular, the algorithms we detailed were “offline”, that is, they waited for trajectories to end before learning occurred: clearly in an infinite-horizon context where there is no end to a trajectory, we must necessarily use an online approach, as discussed in section 3.6.

There is a second, more substantial issue: as currently defined, the returns, and thus the resulting values, could diverge to infinity as the trajectory continues to run. Moreover, the value of each state would be almost identical even for sufficiently long but finite futures, as it would be dominated by the average return following states sampled from the stationary state distribution. The origin of these issues can be attributed to the fact that we provide equal emphasis to the value of a state for transitions which occur at any time in the future: for an ergodic system in which any correlation with the current state will eventually be lost, such a definition of value ignores the eventual independence of future states and transitions on the present state being valued.

In this section we will consider a pair of adaptations which remedy this failing of the finite-time value, so that online algorithms can be developed for the infinite-horizon case. First, we will discuss the differential returns and relative values arising from the average-return formulation of RL; second, we will introduce an approximate scheme based on discounting, which nonetheless can improve learning by reducing variance, at the expense of accuracy in the final result.

4.1. Comparing rewards with the average: differential returns and values

For RL problems involving an infinite-horizon, one choice of formulation, sometimes argued to be the correct formulation over the traditional one based on discounting [39], is that of time-averaged returns [115–118]. For us, this approach begins by reconsidering our loss function. In the continuing case, under the conditions of time-independence and ergodicity we mentioned in the previous section, there is no particular special time, such as when the trajectory is initialized. As such, if we assume our trajectory ensemble is initialized from the stationary state of the current dynamics, the distribution of states remains the same at all future times for a fixed dynamics, and the time averaged KL divergence is simply given by a steady state average of rewards on the next transition

$$\begin{aligned}
 d_{KL}(P_\theta|P_W) &= \lim_{T \rightarrow \infty} \frac{1}{T} D_{KL}(P_\theta|P_W) \\
 &= - \lim_{T \rightarrow \infty} \frac{1}{T} \left[\sum_{\omega_0^T} P_\theta(\omega_0^T) R(\omega_0^T) - \ln Z \right] \\
 &= - \sum_{x, X} P_\theta^{\text{ss}}(X) P_\theta(x|X) r(x, X) + z,
 \end{aligned} \tag{112}$$

where we have simply defined

$$z = \lim_{T \rightarrow \infty} \frac{1}{T} \ln Z, \tag{113}$$

and $r(x, X)$ is the time-independent reward associated to this transition

$$r(x', X) = \ln W(x', X) - \ln \left(\frac{P_\theta(x'|X)}{P(x'|x)} \right). \tag{114}$$

For later clarity, we define the time-averaged return as

$$\bar{r}_\theta = \lim_{T \rightarrow \infty} \frac{1}{T} \sum_{\omega_0^T} P_\theta(\omega_0^T) R(\omega_0^T) = z - d_{KL}(P_\theta|P_W). \tag{115}$$

While not immediately obvious from equation (112), the gradient of $d_{KL}(P_\theta|P_W)$ can in fact be written in terms of only the gradient of $P_\theta(x'|X)$, without reference to the gradient $P_\theta^{\text{ss}}(X)$: that this is possible essentially follows from the fact that the steady state is defined by the dynamics. This is extremely useful numerically, as while the gradient of the stationary state may be extremely difficult to construct, the gradient of the transition probabilities is directly accessible using our approximation. However, to see this form of the gradient of equation (112) clearly, we must first define values in this continuing setting.

In order to construct useful values for states in the continuing case, we consider returns defined relative to the average of equation (115): that is, we define the differential return

$$\begin{aligned}
 R_D(\omega_0^T) &= R(\omega_0^T) - T\bar{r}_\theta \\
 &= \sum_{t=1}^T r(x_t, X_{t-1}) - \bar{r}_\theta.
 \end{aligned} \tag{116}$$

We can then consider the value of a state to be the difference between the average return following that state, and the average return following a state drawn from the stationary distribution, simply given by the average of differential returns following that state

$$V_{P_\theta}(X_0) = \lim_{T \rightarrow \infty} \mathbb{E}_{\omega_1^T \sim P_\theta} [R_D(\omega_0^T) | x_0], \quad (117)$$

where the limit is now convergent, as seen in the next section. In particular, we may relate these values iteratively in a Bellman equation as

$$V_{P_\theta}(X') = \sum_x P_\theta(x|X') [V_{P_\theta}(X) + r(x, X') - \bar{r}_\theta], \quad (118)$$

which can be simply rearranged to give an alternative equation for our time-averaged KL divergence

$$d_{KL}(P_\theta|P_W) = z - \sum_x P_\theta(x|X') [V_{P_\theta}(X) + r(x, X') - V_{P_\theta}(X')], \quad (119)$$

which we note holds for all X' .

We can thus write the gradient of our loss as

$$\begin{aligned} \nabla_\theta d_{KL}(P_\theta|P_W) &= - \sum_x \nabla_\theta P_\theta(x|X') [V_{P_\theta}(X) + r(x, X') - V_{P_\theta}(X')] \\ &\quad - \sum_x P_\theta(x|X') [\nabla_\theta V_{P_\theta}(X) - \nabla_\theta V_{P_\theta}(X')]. \end{aligned} \quad (120)$$

Since this equation holds for all X' , we are free to average the right hand side over the stationary state

$$\begin{aligned} \nabla_\theta d_{KL}(P_\theta|P_W) &= - \sum_{x, X'} P_\theta^{\text{ss}}(X') \nabla_\theta P_\theta(x|X') [V_{P_\theta}(X) + r(x, X') - V_{P_\theta}(X')] \\ &\quad - \sum_{x, X'} P_\theta^{\text{ss}}(X') P_\theta(x|X') [\nabla_\theta V_{P_\theta}(X) - \nabla_\theta V_{P_\theta}(X')] \\ &= - \sum_{x, X'} P_\theta^{\text{ss}}(X') \nabla_\theta P_\theta(x|X') [V_{P_\theta}(X) + r(x, X') - V_{P_\theta}(X')] \\ &\quad - \sum_X P_\theta^{\text{ss}}(X) \nabla_\theta V_{P_\theta}(X) + \sum_{X'} P_\theta^{\text{ss}}(X') \nabla_\theta V_{P_\theta}(X'), \end{aligned} \quad (121)$$

where by using the definition of the stationary state and the normalization of the transition probabilities, the last two terms are seen to be equal. Rewriting the gradient using $\nabla f = f \nabla \ln f$ we arrive at a quantity that can be sampled using transitions from trajectories

$$\nabla_\theta d_{KL}(P_\theta|P_W) = - \sum_{x, X'} P_\theta(x|X') P_\theta^{\text{ss}}(X') [V_{P_\theta}(X) + r(x, X') - V_{P_\theta}(X')] \nabla_\theta \ln P_\theta(x|X'), \quad (122)$$

which depends only on the gradient of the transitions.

This derivation has naturally left us with a baseline of the exact value function: the second value function term in this equation could be removed by conducting the sum over x . Indeed, if we introduce a baseline of \bar{r}_θ for all states, then the term in the

bracket is the temporal difference error resulting from rearranging equation (118). The gradient is then already in the form of those considered for the actor-critic algorithms, with the critic in this case still providing the perfect values of each state.

To arrive at a functioning algorithm, we must again introduce a learnt critic. We do this as before: we target the true values V_{P_θ} with an approximation V_ψ , with a loss function given by the error in the Bellman equation (118) averaged over the stationary state

$$L_V(\psi') = \sum_{X'} P_\theta^{\text{ss}}(X') \frac{1}{2} \left[\sum_x P_\theta(x|X') [V_\psi(X) + r(x, X')] - \bar{r}_\theta - V_{\psi'}(X') \right]^2, \quad (123)$$

noting that the target from the right of the Bellman equation is fixed to the current weights ψ , taking a semi-gradient approach. The gradient evaluated at the current weights ψ is then

$$\nabla_\psi L_V(\psi) \approx - \sum_{x, X'} P_\theta(x|X') P_\theta^{\text{ss}}(X') [V_\psi(X) + r(x, X') - \bar{r}_\theta - V_\psi(X')] \nabla_\psi V_\psi(X'), \quad (124)$$

the same as equation (84) up to the negation of the average off of the reward at each transition.

An added complexity comes from the presence of this average return, as both gradient estimates still assume we know the average exactly, which will almost certainly not be true. We must therefore also estimate this average return during our optimization. To do this, we could simply use the stochastic approximation with the rewards sampled over time. Were the dynamics fixed, this would eventually converge to the correct value; for dynamics that are optimized over time, this will continually chase the current value of the average, similar to how the weights of the value function chase the optimal weights for the current dynamics. However, we can speed up convergence, admittedly to a less accurate result, by using the the temporal difference error.

More precisely, we can rearrange the Bellman equation and average to get

$$\bar{r}_\theta = \sum_{x, X'} P_\theta^{\text{ss}}(X') P_\theta(x|X') [V_{P_\theta}(X) + r(x, X') - V_{P_\theta}(X')], \quad (125)$$

which we can sample directly by running trajectories with the current dynamics. Replacing the exact values with our current estimates, we can then update our estimate of the average \bar{r}_n every time a transition occurs, e.g. from X' to X , as

$$\bar{r}_{n+1} = \bar{r}_n + \alpha_n [V_\psi(X) + r(x, X') - \bar{r}_n - V_\psi(X')]. \quad (126)$$

To make a functioning algorithm, we then replace \bar{r}_θ in the above gradient estimates for the dynamical and value approximations with our current estimate \bar{r}_n .

With the equations (122), (124) and (126) in these forms, the updates for all three components – the dynamical weights θ , the value weights ψ , and the approximate \bar{r} – can estimated use the same temporal difference at each step, namely

$$\delta_{\text{DTD}}(X', X) = V_\psi(X) + r(x, X') - \bar{r}_n - V_\psi(X'), \quad (127)$$

where the subscript DTD stands for “differential temporal difference”. The online algorithm 4 based on this average construction, updating the two weights and the

average at every transition, is stated below. Removing the components related to the average in this algorithm will provide an online algorithm which could easily be applied in the finite-horizon case.

As discussed in section 3.6, online algorithms introduce two issues. First, with the evolving weights, we almost certainly are not sampling the current stationary state of the dynamics: however, if the dynamics evolves slowly enough, the sampling is likely very similar, and certainly close enough to be confident of convergence. Second, the samples we get are not uncorrelated, like we would ideally have in constructing an empirical mean. For simple function approximations this is not an issue as correlations between samples decay over time, however, as mentioned in section 3.7, for more powerful function approximations such as neural networks this can cause instability.

Algorithm 4 Soft differential actor-critic

- 1: **inputs** dynamical approximation $P_\theta(x, X')$, value approximation $V_\psi(X)$
 - 2: **parameters** learning rates $\alpha_n^\theta, \alpha_n^\psi, \alpha_n^R$; total updates N
 - 3: **initialize** choose initial weights θ and ψ , initial average \bar{r} , define iteration variable n , individual error δ
 - 4: $n \leftarrow 0$
 - 5: **repeat**
 - 6: Generate a transition from X' to $X = \{x, F(x, X')\}$ according to the dynamics given by $P_\theta(x, X')$.
 - 7: $\delta \leftarrow V_\psi(X) + r(x, X') - \bar{r}_n - V_\psi(X')$
 - 8: $\theta \leftarrow \theta + \alpha_n^\theta \delta \nabla_\theta \ln P_\theta(x|X')$
 - 9: $\psi \leftarrow \psi + \alpha_n^\psi \delta \nabla_\psi V_\psi(X')$
 - 10: $\bar{r} \leftarrow \bar{r} + \alpha_n^R \delta$
 - 11: $n \leftarrow n + 1$
 - 12: **until** $n = N$
-

This algorithm, and the one discussed in the next section, can be extended in many of the ways previously discussed in section 3.9. In particular, we note that this is equivalent to the algorithm used in [53] when modified to use an n -step update with large n , approximated as though n is taken to infinity: in this case, the value function can be removed, as its contribution from the target n step state averages out over the stationary state to zero when n is sufficiently large, and the current state value is simply a baseline which can be removed. This provides an approximate, value-free algorithm for the continuing case. Alternatively, the algorithm in [53] is equivalent to using algorithms of the previous section, with an additional average reward baseline, instead making a finite time approximation to the problem itself.

4.2. An approximate approach: discounting

The more traditional approach in RL for continuing problems gets round the issue of divergent returns by discounting the contribution of rewards to the value of a state

proportional to how long after the state the reward was given. That is, the value of a state is defined as

$$V_{P_\theta}^\gamma(X) = \lim_{T \rightarrow \infty} \mathbb{E}_{\omega_1^T \sim P_\theta} \left[\sum_{t'=t}^T \gamma^{t'-t} r(x_{t+1}, X_t) \middle| X_t = X \right], \quad (128)$$

which is convergent for a discount rate γ less than 1.

For these values to be correct, the discounting must be introduced in the original definition of the problem: in this case, the interpretation of the discount is a probability of the system entering an absorbing state in which it receives no more reward [106]. Sampling states correctly then takes us back to a finite trajectory based approach, where we initialize according to some distribution, and end the trajectory at some variable time with probability $1 - \gamma$ at each time step, causing infinite trajectories to be exponentially suppressed.

While this may be an interesting problem in its own right, this is not the problem we are aiming to solve. Instead, we introduce discounted values as an approximate approach to estimating the dynamical gradient for the average return problem outlined in the previous section. This allows us to cease tracking the average return, while often providing lower variance estimates for the gradient, at the expense of accuracy in the final result.

For this approximate approach to produce reasonable accuracy of the final result, theoretical work in the RL literature has suggested that the discount rate γ must be such that $1/(1 - \gamma)$ – the time-scale for the average time between transitions to the absorbing state – is larger than the mixing time of the current dynamics P_θ [106, 115, 119, 120].

To gain an intuition for why discounting works for large enough values, lets consider a slightly modified definition of the differential values. Truncating our earlier definition up to a finite time, we use the return up to that time averaged over time and an initial stationary distribution

$$\bar{r}_\theta^T = \frac{1}{T} \sum_{X_t} P_\theta(\omega_0^T) R(\omega_0^T), \quad (129)$$

where $\lim_{T \rightarrow \infty} \bar{r}_\theta^T = \bar{r}_\theta$. We negate this average off the reward at each step to define our truncated differential values, finding

$$\begin{aligned} V_{P_\theta}^T(X_0) &= \mathbb{E}_{\omega_1^T \sim P_\theta} [R(\omega_0^T) | X_0] - T \bar{r}_\theta^T \\ &= \mathbb{E}_{\omega_1^T \sim P_\theta} [R(\omega_0^T) | X_0] - \sum_{X_t} P_\theta^{\text{ss}}(X_0) \mathbb{E}_{\omega_1^T \sim P_\theta} [R(\omega_0^T) | X_0] \\ &= \sum_{t=1}^T \sum_{x_t, X_{t-1}} P_\theta(x_t, X_{t-1}) r(x_t, X_{t-1}) [P_\theta(x_{t-1} | X_0) - P_\theta^{\text{ss}}(X_{t-1})], \end{aligned} \quad (130)$$

where in the third line we have split the returns in to reach reward, summing over the possible paths up to each pair, with $P_\theta(x_{t-1} | X_0)$ used to represent the probability of reaching x_{t-1} under P_θ by any path initiated from X_0 . Introducing an importance sampling factor, we may then rewrite the value function in terms of a return which

depends on the state being valued: given

$$R'(\omega_1^T, X_0) = \sum_{t=1}^T r(x_t, X_{t-1}) \frac{P_\theta(x_{t-1}|X_0) - P_\theta^{\text{ss}}(X_{t-1})}{P_\theta(x_{t-1}|X_0)}, \quad (131)$$

we have

$$V_{P_\theta}^T(X_0) = \mathbb{E}_{\omega_1^T \sim P_\theta} [R'(\omega_1^T, X_0) | X_0]. \quad (132)$$

While this equation requires no knowledge of the average return, it does require extremely detailed knowledge of the probabilities of states conditioned on states multiple steps in the past, something not easily accessible. Despite this, this form makes it transparent that by negating the average return, we are essentially decaying out the contribution of rewards received many steps in the future, in a fashion reminiscent of discounting: since we assume ergodicity, as the time after valuation extends into the future the conditional probability will converge to the stationary state.

To see this decay we use a spectral decomposition of an operator which described the evolution of probability distributions under the dynamics P_θ . Viewing $P_\theta(x|X')$ as the components of a transition matrix describing the evolution of a probability distribution over the generalized state space

$$\mathcal{W}_\theta = \sum_{X, X'} P_\theta(x, X') |X\rangle \langle X'|, \quad (133)$$

where the second generalized state is given by $X = \{x, F(x, X')\}$. This matrix can be diagonalized, resulting in left $\langle l_i |$ and right $|r_i\rangle$ eigenvectors

$$\langle l_i | = \sum_X l_i(X) \langle X |, \quad (134)$$

$$|r_i\rangle = \sum_X r_i(X) |X\rangle, \quad (135)$$

which are orthogonal, $\langle l_i | r_j \rangle = \delta_{ij}$, with eigenvalues λ_i satisfying

$$\mathcal{W}_\theta \langle l_i | = \lambda_i \langle l_i |, \quad (136)$$

$$\mathcal{W}_\theta |r_i\rangle = \lambda_i |r_i\rangle. \quad (137)$$

Since this matrix satisfies $\langle - | \mathcal{W}_\theta = \langle - |$ by normalization of the probabilities, 1 is an eigenvalue: the one corresponding to the stationary state

$$\mathcal{W}_\theta |P_\theta^{\text{ss}}\rangle = |P_\theta^{\text{ss}}\rangle. \quad (138)$$

Indeed, it can be shown that all eigenvalues will satisfy $|\lambda_i| \leq 1$, and since we are assuming the model is ergodic and thus has a single stationary state, we must have $|\lambda_i| < 1$ for $i \neq 1$.

Given this spectrum, we may then expand this matrix as

$$\mathcal{W}_\theta = |P_\theta^{\text{ss}}\rangle \langle - | + \sum_{i=2}^D \lambda_i |r_i\rangle \langle l_i |, \quad (139)$$

where D is the dimension of the generalized state space. More importantly, we may expand the time evolution of a given initial probability distribution as

$$|P(t)\rangle = \mathcal{W}_\theta^t |P(0)\rangle = |P_\theta^{\text{ss}}\rangle + \sum_{i=2}^D \lambda_i^t |r_i\rangle \langle l_i | P(0)\rangle. \quad (140)$$

This allows us to rewrite the probabilities $P_\theta(x_{t-1}|X_0)$ in a spectral expansion, by taking as our initial distribution $|P(0)\rangle = |X_0\rangle$ and projecting out the $X = \{x_{t-1}, F(x_{t-1}, X_{t-2})\}$ component

$$P_\theta(x_{t-1}|X_0) = P_\theta^{\text{ss}}(X_{t-1}) + \sum_{i=2}^D \lambda_i^{t-1} r_i(X_{t-1}) l_i(X_0). \quad (141)$$

Finally, substituting this into our alternative equation for the truncated values, we have

$$R'(\omega_1^T, X_0) = \sum_{t=1}^T r(x_t, X_{t-1}) \frac{\sum_{i=2}^D \lambda_i^{t-1} r_i(X_{t-1}) l_i(X_0)}{P_\theta(x_{t-1}|X_0)}. \quad (142)$$

Recalling $|\lambda_i| < 1$ for $i \neq 1$, all terms in this sum decay as time increases, and thus later rewards contribute less and less to the differential return. For later times this decaying contribution is dominated by the leading eigenvalue of the master operator, the inverse of the relaxation time of the Markov chain, with the denominator becoming the stationary distribution

$$R'(\omega_1^T, X_0) \approx \sum_{t=1}^T r(x_t, X_{t-1}) \frac{\lambda_2^{t-1} r_2(x_{t-1}) l_2(X_0)}{P_\theta^{\text{ss}}(X_{t-1})}. \quad (143)$$

This is suggestive of the form of return used when discounting, with some similarity between λ_2 and the discount γ : indeed, the mixing time, which $1/(1 - \gamma)$ must be less than for accuracy, is closely related to the relaxation time of the dynamics given by $1/(1 - \lambda_2)$.

Regardless of the similarities between the above discussion and discounting, replacing all of the above probabilities with a general discounting factor is clearly an approximation of the true differential values, and thus introduces a bias in the final results. Despite this, it removes the need to track the average return in order to estimate the temporal differences, which can itself introduce errors and bias into the optimization. Discounting can also lower variance of the gradient estimate, as discounting reduces the impact of future stochasticity on the values. As such, we now detail how to use discounted values to guide the evolution of the dynamical weights.

As before, we need a function approximation for the value: however, we are now targeting the discounted values rather than the differential values. Noting that the values of equation (128) satisfy a slightly modified Bellman equation

$$V_{P_\theta}(X') = \sum_x P_\theta(x|X') [\gamma V_{P_\theta}(X) + r(x, X')], \quad (144)$$

we target the these values as before, approximating the resulting gradient by using the Bellman equation to estimate the value using samples of the immediate reward and a

discounting of the next states value

$$\nabla_{\psi} L_V(\psi) \approx - \sum_{x, X'} P_{\theta}(x|X') P_{\theta}^{\text{ss}}(X') [\gamma V_{\psi}(X) + r(x, X') - V_{\psi}(X')] \nabla_{\psi} V_{\psi}(X'), \quad (145)$$

given by the temporal difference error

$$\delta_{\gamma\text{TD}}(X, X') = \gamma V_{\psi}(X) + r(x, X') - V_{\psi}(X'). \quad (146)$$

To approximate the dynamical gradient, we use this temporal difference as an approximation to the one appearing in equation (122), arriving at

$$\nabla_{\theta} d_{KL}(P_{\theta}|P_W) \approx - \sum_{x, X'} P_{\theta}(x|X') P_{\theta}^{\text{ss}}(X') [\gamma V_{\psi}(X) + r(x, X') - V_{\psi}(X')] \nabla_{\theta} \ln P_{\theta}(x|X'). \quad (147)$$

The resulting online algorithm 5, almost identical to the one for differential returns, is given below.

Algorithm 5 Soft discounted actor-critic

- 1: **inputs** dynamical approximation $P_{\theta}(x, X')$, value approximation $V_{\psi}(X)$
 - 2: **parameters** learning rates α_n^{θ} , α_n^{ψ} ; total updates N , discount factor γ
 - 3: **initialize** choose initial weights θ and ψ , define iteration variable n , individual error δ
 - 4: $n \leftarrow 0$
 - 5: **repeat**
 - 6: Generate a transition from X' to $X = \{x, F(x, X')\}$ according to the dynamics given by $P_{\theta}(x, X')$.
 - 7: $\delta \leftarrow \gamma V_{\psi}(X) + r(x, X') - V_{\psi}(X')$
 - 8: $\theta \leftarrow \theta + \alpha_n^{\theta} \delta \nabla_{\theta} \ln P_{\theta}(x|X')$
 - 9: $\psi \leftarrow \psi + \alpha_n^{\psi} \delta \nabla_{\psi} V_{\psi}(X')$
 - 10: $n \leftarrow n + 1$
 - 11: **until** $n = N$
-

4.3. Infinite horizon example: random walker on a ring

As a simple example to demonstrate both these algorithms, we return to our particle hopping on a chain example, making the chain periodic with length L , $x \in 0, \dots, L - 1$. The initial dynamics we consider is inspired by the first example in Ref. [53]. We take a dynamics given by a periodic potential, specifically

$$P(x + 1|x) = \sigma \left(u + v \sin \left(\frac{2\pi x}{L} \right) \right), \quad (148)$$

where $\sigma(y) = e^y / (1 + e^y)$ is the sigmoid function, and u, v are parameters of the dynamics. Our goal is to study rare trajectories of the particles transition direction, with the sign of the bias s determining whether we focus on trajectories where the direction moved is

largely positive or negative. To achieve this we introduce a soft condition by weighting transitions as

$$W(x, x') = \begin{cases} e^{-s} & (x' - 1) \bmod L = x \\ e^s & \text{otherwise} \end{cases}. \quad (149)$$

For function approximations, we could choose a tabular approach as we did for the excursions, which would work perfectly well in this simple scenario. To demonstrate a more sophisticated function approximation, making the algorithms learn faster while requiring less data, here we instead choose to use a linear expansion in set of Fourier modes. That is, we set the dynamics to $P_\theta(x + 1|x) = \sigma(U(x))$ with potential

$$U(x) = \sum_i \theta_i f_i(x), \quad (150)$$

where each f_i is chosen to be either a fourier mode or the flat function $f_i(x) = 1$, and the values are set to

$$V_\psi(x) = \sum_i \psi_i f_i(x), \quad (151)$$

for the same set of functions f_i . The gradients of these approximations are closely related to the values of this “feature vector” \vec{f} , with

$$\nabla_\psi V_\psi(x) = \vec{f}(x), \quad (152)$$

and

$$\nabla_\theta \ln P_\theta(x \pm 1|x) = \pm \vec{f}(x) P_\theta(x \mp 1|x). \quad (153)$$

We train these approximations using both the differential and discounted forms of AC, annealing the bias s across a range of values. By initiating the weights from those found training at nearby values of the bias, we can potentially reduce the number of updates required to achieve good results.

Results are shown in figure 7, with the first row showing: (a) the time-averaged reward \bar{r}_θ ; (b) an estimate of the entropy of the dynamics, defined by

$$h = - \sum_{x, x'} P_\theta(x'|x) P_\theta(x) \ln P_\theta(x'|x); \quad (154)$$

(c) an estimate of the time-averaged current

$$v = \frac{1}{s} \sum_{x, x'} P_\theta(x'|x) P_\theta(x) \ln W(x, x'), \quad (155)$$

with exact results calculated for comparison as described in [Appendix C](#). As can be seen from plot 7(a), the differential AC provides results with a high degree of accuracy, while the discounting appears to provide much noisier estimates. Figure 7(d) shows the steady state-distribution across the ring, with a region of localization occurring for values of positive bias which are not enough for the optimized dynamics to overcome the constant force of the model. Despite the low entropy of the steady state caused by this localization, this range of biases is in fact where the entropy of the dynamics is

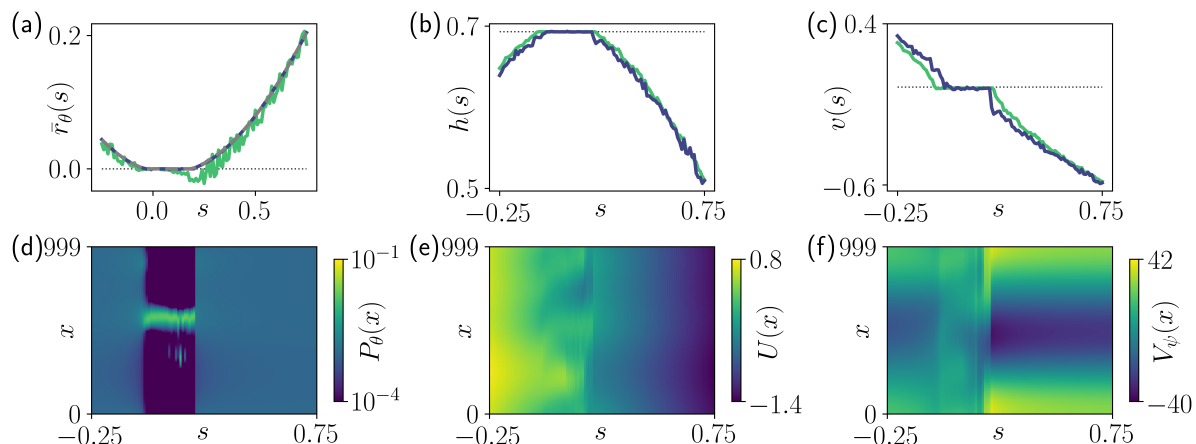


Figure 7. Fourier-expansion ring. Results for a ring of length $L = 1000$. In plots (a-c), the dark (purple) lines are results produced using differential actor-critic, while light (green) lines are for discounted actor-critic with a discount of $\gamma = 0.99$. Plots (d-f) show results for the differential actor-critic. (a) Time average of the rewards received each transition, i.e. the scaled cumulant generating function for this observable, as a function of the bias. The dashed gray line indicates the exact result calculated according to [Appendix C](#). (b) The entropy of the dynamics, dashed line indicating the maximum value. (c) The time-average of the current, the observable biased against. The dashed line indicates the average at $s = 0$. (d) The steady-state distribution of the learnt dynamics as a function of s . (e) The potential $U(x)$ defining the probability of going up, $P_\theta(x + 1|x)$, learnt for each s . (f) The value of each state found during training.

highest: here, transitions are likely to occur either up or down, causing the localization. Outside this range the majority of transitions are either up or down, depending on the sign of the bias. The potential defining the probability of going up, the term inside the sigmoid of equation (150), is shown in figure 7(e), with 0 causing equal probability of up or down. Outside the range of biases resulting in localization, we find a clear favour towards going in a direction prescribed by the bias, with the potential either taking significant positive or negative values. Inside the localized range, the potential has an oscillatory structure, which we note will only be accurate where the stationary state is non-negligible.

4.4. Connection to large deviation cumulant generating functions

The construction used in this section is closely related to the theory of large deviations, as should be expected given recent connections between the large deviations of trajectories and optimal control theory [30, 31]. The optimal dynamics for minimizing the time averaged KL divergence is in fact the the dynamics resulting from the “generalised Doob transformation” [30, 121]. Additionally, the long-time average of the logged partition function z of equation (113) is exactly the scaled cumulant generating function (SCGF), the Legendre transform of which provides the probability distribution

of the observable whose rare events we are studying. Rearranging equation (115), we have

$$z = \bar{r}_\theta + d_{KL}(P_\theta|P_W), \quad (156)$$

which holds for any dynamics P_θ . While the KL divergence part of this equation is difficult to calculate, our algorithms are designed to minimize this term, approaching zero at optimality. While optimizing we can easily calculate \bar{r}_θ : indeed, this is already a part of the differential AC algorithm. Thus, these algorithms provide direct access to the SCGF, and therefore the statistics of the rare events.

Minimizing the KL divergence is equivalent to maximizing the return, and since the KL divergence is non-negative we may rewrite

$$\begin{aligned} z &\geq \bar{r}_\theta \quad \forall \quad \theta \\ &\geq \max_{\theta} \bar{r}_\theta \\ &\geq \max_{\theta} \sum_{x', X} P_\theta^{ss}(X) P_\theta(x'|X) \left[\ln W(x', X) - \ln \left(\frac{P_\theta(x'|X)}{P(x'|x)} \right) \right], \end{aligned} \quad (157)$$

with the inequality saturable if the Doob dynamics is contained within the variational space spanned by θ for the chosen function approximation, that is

$$z = \max_{\tilde{P}} \sum_{x', X} \tilde{P}^{ss}(X) \tilde{P}(x'|X) \left[\ln W(x', X) - \ln \left(\frac{\tilde{P}(x'|X)}{P(x'|x)} \right) \right], \quad (158)$$

as seen in the LD literature discussing connections to optimal control [30,31]. The time-averaged reward estimated during training thus provides an efficient way of calculating at least a lower bound of the SCGF, with powerful function approximations and extensive training allowing access to the exact value without needing to use any other form of statistical sampling. In cases where high degrees of accuracy are not possible, the learnt dynamics can be combined with sampling techniques such as TPS or cloning to calculate a better estimate.

5. Conclusions and outlook

In this work we have highlighted a unified framework for developing numerical approaches to study questions about statistical ensembles of trajectories, with a particular focus on ensembles consisting of rare trajectories of some original dynamics. We have seen how gradient optimization of a sampling dynamics for these trajectory ensembles naturally leads to a set of algorithms which resemble a regularized form of reinforcement learning, closely related to maximum-entropy reinforcement learning. These algorithms were developed in a finite time setting, elaborating on the range of possible modifications to learning algorithms and choices of function approximations developed in the reinforcement learning literature. We then adapted the approach for time-homogeneous problems which have no unique time and can be viewed as single unending trajectories, such as statistics of time-averaged observables, and described how

this connects to the theory of large deviations for Markov processes and its relationship with optimal control theory. This development was supplemented by two examples: generating random walk excursions with the correct probabilities for the finite time case, and statistics of the time-averaged current for a particle on a ring in the infinite time case.

There is a wide range of possible avenues for future research building on what we have presented here. An obvious one is using these algorithms to tackle more sophisticated problems than the simple examples we used as illustration, making use of neural networks to achieve effective sampling when there is no other obvious approach. Beyond this, interesting generalizations and extensions include:

- **Limited control.** In certain situations it may be beneficial (or only possible) to make part of the dynamics adaptive. For example, in a many-body system where each particle has separate degrees of freedom such as a position and orientation, we may only control the orientational evolution while leaving the position unchanged from the original dynamics. In this setup, the evolution of the position takes on the role of an environment from the RL perspective, with the orientation under the control of the agent. While this may limit the effectiveness of the resulting dynamics for sampling, it could be much easier to optimize, requiring less parameters or having a more obvious choice of function approximation.
- **Non-Markovianity.** As discussed earlier, the approach developed in this work can be almost immediately extended to arbitrary non-Markovian dynamics in the finite time case. For example, the Monte Carlo returns with a value baseline becomes based on the gradients

$$\nabla_{\theta} D_{KL}(P_{\theta}|P_W) = - \sum_{t=0}^T \mathbb{E}_{\omega_0^t \sim P_{\theta}} \left[\left(\mathbb{E}_{\omega_{t+1}^T \sim P_{\theta}} [R_W(\omega_0^T)|\omega_0^t] - V_{\psi}(\omega_0^t) \right) \nabla_{\theta} \ln P_{\theta}(x_t|\omega_0^{t-1}) \right], \quad (159)$$

$$\nabla_{\psi} L_V(\psi) = - \sum_{t=0}^T \mathbb{E}_{\omega_0^t \sim P_{\theta}} \left[\left(\mathbb{E}_{\omega_{t+1}^T \sim P_{\theta}} [R_W(\omega_0^T)|\omega_0^t] - V_{\psi}(\omega_0^t) \right) \nabla_{\psi} V_{\psi}(\omega_0^t) \right], \quad (160)$$

where we have simply replaced the generalized state with the full history of the trajectory. While general, this is more likely to be applicable with approximation in studying the statistics of problems where the original dynamics has a limited amount of memory. An alternative use case is a side effect of using function approximations: since some useful information may be lost in processing the state, the dynamics is effectively non-Markovian. Making use of processed states, i.e. feature vectors, of a recent history of states may thus improve the accuracy of the dynamics further. A similar modification can be made for the infinite time case when the original dynamics has a limited range of non-Markovianity, or the weighting depends on a short part of the history of previous states. A particularly powerful function approximation to apply in such problems is that of recurrent neural networks.

- **Fluctuating time ensembles.** Rather than ending trajectories at a fixed time, we could end trajectories according to some condition, for example, to study the statistics of rare first passages. Given that variable length trajectories are the natural setting of reinforcement learning, these algorithms will have natural adaptations to sampling in these problems, with optimal sampling dynamics likely being time-independent.
- **Continuous time Markov processes:** Here for concreteness we presented our approach for discrete-time dynamics, but it can easily be generalised to both continuous-time jump processes, to diffusions, and to combinations of both. Indeed, there is already an extensive literature of work covering continuous time versions of reinforcement learning [122–126]. Further to this, there has already been some adaptive algorithms of a similar nature developed for sampling rare trajectories in the continuous time case. In particular, [53] uses an algorithm which is an approximation to an “ ∞ -step” version of the differential actor-critic algorithm describes above. This allows the removal of the value function, since for the current state it is a baseline, and for the potential “ ∞ -step” states the value averages to zero over the stationary state. Approximations result from truncating the partial return between these two times to a finite length. Additionally, in [52] the KL divergence is used with the parameterized and weighted distributions swapped around.
- **Use in TPS or cloning:** If the function approximation is incapable of achieving a sufficient accuracy to study the rare events (e.g. to directly estimate the SCGF using optimized trajectories) then TPS or cloning could be used to fix the statistics, with convergence sped up by the optimized dynamics [37, 53, 127].

Beyond these applications of RL-like techniques to statistical sampling, there is the obvious potential of taking this connection in the other direction, to gain further understanding of RL itself through the use of techniques and intuitions from the statistical physics perspective.

Acknowledgements

This research was funded in part by University of Nottingham grant no. FiF1/3 and The Leverhulme Trust grant no. RPG-2018-181. We are grateful for access to the University of Nottingham Augusta HPC service. We also acknowledge the use of Athena at HPC Midlands+, which was funded by the EPSRC on grant EP/P020232/1 as part of the HPC Midlands+ consortium.

Appendix A. Exact optimal sampling and random walk excursions

In this appendix we demonstrate how the optimal dynamics can be calculated exactly, either analytically or numerically, focusing on problems where the reweighted trajectory probabilities can be written in terms of the distributed weighting (cf. 2.1.3). This is done

by propagating an iterative equation for a function of the state and time, which is used to rescale the original transition probabilities. While in principle this can solve any problem, it can be numerically unstable, and will not be applicable as presented to problems which are the target application of the current line of research: systems for which the state space is too large for a single value to be associated to every state. It is expected that these techniques can also be extended to generic function approximation (see Ref. [16] for linear approximations in diffusion processes), however, it is likely less stable than algorithms based on the KL divergence, due to multiplicative (rather than additive) nature of the objects involved frequently causing extremely large or small numerical values.

Beginning from

$$P_W(\omega_0^T) = \frac{\prod_{t=0}^T W_D(x_t, X_{t-1}, t) \prod_{t=1}^T P(x_t|x_{t-1})P(x_0)}{\sum_{\omega_0^T} W(\omega_0^T) P(\omega_0^T)}, \quad (.1)$$

we aim for a Markovian dynamics generating this ensemble. However, we first calculate a decomposition into non-Markovian conditional probabilities, producing

$$P_W(\omega_0^T) = \prod_{t=0}^T P_W(x_t|\omega_0^{t-1}). \quad (.2)$$

To do this, we use the definition of a conditional probability in terms of joint probability distributions: iterating backwards step by step we have

$$P_W(\omega_0^{t-1}) = \sum_{x_t} P_W(\omega_0^t), \quad (.3)$$

and thus

$$P_W(x_t|\omega_0^{t-1}) = \frac{P_W(\omega_0^t)}{P_W(\omega_0^{t-1})}. \quad (.4)$$

Combining these definitions, for the final timestep we have

$$\begin{aligned} P_W(x_T|\omega_0^{T-1}) &= \frac{\prod_{t=0}^T W_D(x_t, X_{t-1}, t) P(\omega_0^T)}{\sum_{x_T} \prod_{t=0}^T W_D(x_t, X_{t-1}, t) P(\omega_0^T)} \\ &= \frac{W_D(x_T, X_{T-1}, T) P(x_T|x_{T-1})}{\sum_{x_T} W_D(x_T, X_{T-1}, T) P(x_T|x_{T-1})} \\ &= \frac{W_D(x_T, X_{T-1}, T) P(x_T|x_{T-1})}{\mathbb{E}_{x_T \sim P} [W_D(x_T, X_{T-1}, T) | X_{T-1}]}, \end{aligned} \quad (.5)$$

where we see that despite starting from joint probabilities over the whole history of the trajectory, the end result is invariant over all but the generalized state prior to the transition, and thus we may write $P_W(x_T|\omega_0^{T-1}) = P_W(x_T|x_{T-1}, T)$ for all past trajectories up to the final transition. For earlier times we have

$$\begin{aligned} P_W(x_t|\omega_0^{t-1}) &= \frac{\sum_{\omega_{t+1}^T} \prod_{t'=0}^T W_D(x_{t'}, X_{t'-1}, t') P(\omega_0^T)}{\sum_{\omega_t^T} \prod_{t'=0}^T W_D(x_{t'}, X_{t'-1}, t') P(\omega_0^T)} \\ &= \frac{\left[\sum_{\omega_{t+1}^T} \prod_{t'=t+1}^T W_D(x_{t'}, X_{t'-1}, t') P(\omega_{t+1}^T | x_t) \right] W_D(x_t, X_{t-1}, t) P(x_t|x_{t-1})}{\sum_{\omega_t^T} \prod_{t'=t}^T W_D(x_{t'}, X_{t'-1}, t') P(\omega_t^T | x_{t-1})} \end{aligned}$$

$$= \frac{\mathbb{E}_{\omega_{t+1}^T \sim P} \left[\prod_{t'=t+1}^T W_D(x_{t'}, X_{t'-1}, t') | X_t \right] W_D(x_t, X_{t-1}, t) P(x_t | x_{t-1})}{\mathbb{E}_{\omega_t^T \sim P} \left[\prod_{t'=t}^T W_D(x_{t'}, X_{t'-1}, t') | X_{t-1} \right]}, \quad (.6)$$

where similarly to the final transition, the dependence on the past prior to the generalized state before the transitions at each time have cancelled out, allowing us to write $P_W(x_t | \omega_0^{t-1}) = P_W(x_t | x_{t-1}, t)$ for all times. Finally, the initial distribution is modified as

$$P_W(x_0) = \frac{\mathbb{E}_{\omega_1^T \sim P} \left[\prod_{t'=1}^T W_D(x_{t'}, X_{t'-1}, t') | X_t \right] W_D(x_0, 0) P(x_0)}{\mathbb{E}_{\omega_0^T \sim P} \left[\prod_{t'=0}^T W_D(x_{t'}, X_{t'-1}, t') \right]}. \quad (.7)$$

These expectations represent the expected contribution to the weighting of the trajectories future given the current state and time. The individual contributions to the expectation play a similar role to the returns in our algorithms, however, now they have a product structure over the individual factors associated to each transition, rather than a sum structure. Labeling these expectations as

$$g(X_t, t) = \mathbb{E}_{\omega_{t+1}^T \sim P} \left[\prod_{t'=t+1}^T W_D(x_{t'}, X_{t'-1}, t') \middle| X_t \right], \quad (.8)$$

with $g(X, T) = 1$ for all X , we have

$$P_W(x_t | X_{t-1}, t-1) = \frac{g(X_t, t)}{g(X_{t-1}, t-1)} W_D(x_t, X_{t-1}, t) P(x_t | x_{t-1}), \quad (.9)$$

for all t . The function g , related to a gauge transformation of the trajectory probabilities, can then be efficiently calculated by iterating backwards, using

$$g(X_t, t) = \mathbb{E}_{x_{t+1} \sim P} [W_D(x_{t+1}, X_t, t+1) g(X_{t+1}, t+1)]. \quad (.10)$$

Excursions. We now demonstrate the above approach by calculating the transformation for the random walk excursions in the hard constraint case mentioned in Sec. 2.1.1. This problem possesses a lightcone structure inherited from the original random walker dynamics: since each transition can only go up or down one, the position n steps in the future or past can only be n higher or lower than the present position. Since we are targetting a dynamics which will entirely end in a single state, this lightcone structure means the backwards iteration based on Eq. (.10) will simplify significantly, allowing analytical solution.

With the weights defined by $W(x', x, T) = \delta(x')$ and $W(x', x, t) = H(x')$ we have

$$g(x, t) = \frac{1}{2} (H(x+1)g(x+1, t+1) + H(x-1)g(x-1, t+1)), \quad (.11)$$

for $t < T-1$, with end condition $g(x, T) = 1$ for all x and

$$g(x, T-1) = \frac{1}{2} (\delta(x+1) + \delta(x-1)). \quad (.12)$$

This immediately implies that $g(x, t) = 0$ if $x < -1$ from the heaviside step function, and $g(-1, t) = 0.5 * g(0, t)$ on the positive-negative boundary. The lightcone structure, imposed by the delta function at the final time, results in $g(x, t) = 0$ for $x > T-t$.

For the remaining components of the gauge transformation, those with $0 \leq x \leq T-t$ which correspond to the probability of the remainder of the trajectory being an excursion under the original dynamics, we apply two transformations. First, we set $g'(x, t) = 2^{-t}g(x, t)$, modifying the equations to

$$g'(x, t) = H(x+1)g'(x+1, t+1) + H(x-1)g'(x-1, t+1), \quad (.13)$$

for $t < T-1$, with end condition $g(x, T) = 1$ for all x and

$$g'(x, T-1) = \delta(x+1) + \delta(x-1). \quad (.14)$$

Here g' is interpreted as measuring the number of paths leading from the current position to the target without going below zero. Next, we perform a coordinate transformation to backward-lightcone adapted coordinates (m, n) , where m/n correspond to steps up/down going back in time, defined by $x = m - n$ and $t = T - m - n$. The gauge transformation in this coordinate system \tilde{g} is then defined as $\tilde{g}(m, n) = g'(m - n, T - m - n)$: \tilde{g} is interpreted as the number of ordered combinations of ups and downs going backwards in time for which, given any subsequence starting from the end, there are always less or equal downs than ups, i.e. $x \geq 0$. In these coordinates, the function \tilde{g} satisfies the following set of equations

- (i) $\tilde{g}(m, 0) = 1$ for $m \geq 0$,
- (ii) $\tilde{g}(m, 1) = n$ for $m \geq 1$,
- (iii) $\tilde{g}(m+1, n) = \tilde{g}(m+1, n-1) + \tilde{g}(m, n)$ for $1 < n < m+1$,
- (iv) $\tilde{g}(m+1, m+1) = \tilde{g}(m+1, m)$ for $m \geq 1$,

which are precisely the equations defining Catalan's triangle, solved by

$$\tilde{g}(m, n) = \frac{(m+n)!(m-n+1)}{n!(m+1)!}. \quad (.15)$$

Reversing the transformations we find

$$g(x, t) = 2^t \tilde{g}\left(\frac{T+x-t}{2}, \frac{T-x-t}{2}\right), \quad (.16)$$

and thus

$$g(x, t) = \frac{1}{2^t} \frac{(T-t)!(x+1)}{\left(\frac{T-x-t}{2}\right)!\left(\frac{T+x-t+2}{2}\right)!}. \quad (.17)$$

Finally, given this transformation, we can now calculate the transition probabilities for the optimal sampling of random walk excursions, finding

$$\begin{aligned} P_W(x \pm 1 | x, t-1) &= \frac{1}{2} 2^t \frac{(T-t)!(x \pm 1 + 1)}{\left(\frac{T-x \mp 1 - t}{2}\right)!\left(\frac{T+x \pm 1 - t + 2}{2}\right)!} \frac{1}{2^{t-1}} \frac{\left(\frac{T-x-t+1}{2}\right)!\left(\frac{T+x-t+3}{2}\right)!}{(T-t+1)!(x+1)} \\ &= \frac{1}{2} \left(1 \pm \frac{1}{x+1}\right) \left(1 \mp \frac{x+1 \mp 1}{T-t+1}\right). \end{aligned} \quad (.18)$$

Appendix B. Maximum return estimation

When training the dynamics for optimal rare trajectory sampling, the most efficient way to evaluate the current dynamics is by estimating the average return it produces. If this average increases over time, then the model is being successfully trained. To this end, in situations where it is available, it is useful to have an estimate for the maximum possible return over all possible transition matrices for precise evaluation of how good the model is.

This upper bound on the return can be estimated numerically by using the gauge transformations discussed in the [Appendix A](#). First, note that since the KL divergence must be greater than 0, equation (53) immediately implies an upper bound of

$$\sum_{\omega_0^T} P_\theta(\omega_0^T) R(\omega_0^T) \leq \ln Z, \quad (.19)$$

which is saturated by setting $P_\theta(x'|x, t)$ to the gauge transformed dynamics in [Appendix A](#). We may then rewrite

$$Z = \sum_{\omega_0^T} W(\omega_0^T) P(\omega_0^T) = \sum_x g(x, 0) p(x), \quad (.20)$$

where $p(x)$ is the original initial state distribution. The upper bound may then be rewritten in terms of the gauge transformation

$$\sum_{\omega_0^T} P_\theta(\omega_0^T) R(\omega_0^T) \leq \ln \left(\sum_x g(x, 0) p(x) \right). \quad (.21)$$

For the excursion example, this takes a particularly simple form: since the initial state distribution is $p(x)\delta_{x0}$, only a single gauge component contributes

$$\sum_{\omega_0^T} P_\theta(\omega_0^T) R(\omega_0^T) \leq \ln g(0, 0). \quad (.22)$$

As such, for the upper bounds in section 3.4 we simply need to estimate this component of the gauge transformation by numerical back-propagation of the gauge.

Appendix C. Exact diagonalization for SCGF and optimal dynamics

In order to have an accurate result for evaluation of the infinite time algorithms, we use a common technique from large deviation theory, turning the issue of finding the SCGF and optimal (Doob) sampling dynamics into one of exact diagonalization. To this end, we first define the tilted master operator P_s with components

$$P_s(x'|x) = P(x'|x) W_s(x, x'), \quad (.23)$$

with the weighting parametrized by the bias s . It follows simply from the definitions that the SCGF $\theta(s)$

$$\theta(s) = \lim_{T \rightarrow \infty} \ln \left[\sum_{\omega_0^T} P(\omega_0^T) W_s(\omega_0^T) \right]$$

$$== \lim_{T \rightarrow \infty} \ln [\langle - | P_s^T | P_{ss} \rangle], \quad (.24)$$

where $|P_{ss}\rangle$ is the steady state distribution, and thus in the infinite time limit the SCGF is simply the log of the leading eigenvalue of the matrix P_s .

Further to this, it is possible to calculate the optimal sampling dynamics by using this leading eigenvalue and its corresponding left eigenvector, which we label l_s with components $l_s(x)$. First, we scale the operator so that its eigenvalues are at or below zero, $P_s/e^{\theta(s)}$. Next, we need the action of the flat state on the left of this matrix to result in zero for probability conservation: we therefore perform a basis transformation using a matrix with diagonal elements given by the components of l_s , finding the optimal dynamics

$$\tilde{P} = \frac{\text{diag}(l_s)P_s\text{diag}(l_s)^{-1}}{e^{\theta(s)}}, \quad (.25)$$

with the new stationary state given by component wise multiplication of the left and right eigenvectors

$$P_{ss}^s(x) = l_s(x)r_s(x). \quad (.26)$$

That this is optimal can be derived more precisely from an infinite time version of the gauge-transformation related approach of [Appendix A](#) and [Appendix B](#).

References

- [1] P. G. Bolhuis, D. Chandler, C. Dellago, and P. L. Geissler. Transition path sampling: throwing ropes over rough mountain passes, in the dark. *Annu. Rev. Phys. Chem.*, 53:291, 2002.
- [2] J. P. Garrahan. Aspects of non-equilibrium in classical and quantum systems: Slow relaxation and glasses, dynamical large deviations, quantum non-ergodicity, and open quantum dynamics. *Physica A*, 504:130–154, 2018.
- [3] H. Touchette. The large deviation approach to statistical mechanics. *Phys. Rep.*, 478(1):1–69, 2009.
- [4] C. Giardinà, J. Kurchan, and L. Peliti. Direct evaluation of large-deviation functions. *Phys. Rev. Lett.*, 96:120603, March 2006.
- [5] F. Cérou and A. Guyader. Adaptive multilevel splitting for rare event analysis. *Stoch. Anal. Appl.*, 25(2):417–443, 2007.
- [6] V. Lecomte and J. Tailleur. A numerical approach to large deviations in continuous time. *J. Stat. Mech.*, 2007(03):P03004, 2007.
- [7] M. Gorissen, J. Hooyberghs, and C. Vanderzande. Density-matrix renormalization-group study of current and activity fluctuations near nonequilibrium phase transitions. *Phys. Rev. E*, 79:020101, February 2009.
- [8] C. Giardinà, J. Kurchan, V. Lecomte, and J. Tailleur. Simulating rare events in dynamical processes. *J. Stat. Phys.*, 145:787, 2011.
- [9] T. Nemoto and S-i. Sasa. Computation of large deviation statistics via iterative measurement-and-feedback procedure. *Phys. Rev. Lett.*, 112:090602, March 2014.
- [10] T. Nemoto, F. Bouchet, R. L. Jack, and V. Lecomte. Population-dynamics method with a multicanonical feedback control. *Phys. Rev. E*, 93 6:062123, 2016.
- [11] T. Nemoto, R. L. Jack, and V. Lecomte. Finite-size scaling of a first-order dynamical phase transition: Adaptive population dynamics and an effective model. *Phys. Rev. Lett.*, 118:115702, March 2017.

- [12] T. Nemoto, É. Fodor, M. E. Cates, R. L. Jack, and J. Tailleur. Optimizing active work: Dynamical phase transitions, collective motion, and jamming. *Phys. Rev. E*, 99 2-1:022605, 2018.
- [13] U. Ray, G. K-L. Chan, and D. T. Limmer. Exact fluctuations of nonequilibrium steady states from approximate auxiliary dynamics. *Phys. Rev. Lett.*, 120:210602, May 2018.
- [14] U. Ray, G. K-L. Chan, and D. T. Limmer. Importance sampling large deviations in nonequilibrium steady states. i. *J. Chem. Phys.*, 148(12):124120, 2018.
- [15] K. Klymko, P. L. Geissler, J. P. Garrahan, and S. Whitlam. Rare behavior of growth processes via umbrella sampling of trajectories. *Phys. Rev. E*, 97:032123, March 2018.
- [16] G. Ferré and H. Touchette. Adaptive sampling of large deviations. *J. Stat. Phys.*, 172(6):1525–1544, 2018.
- [17] M. C. Bañuls and J. P. Garrahan. Using matrix product states to study the dynamical large deviations of kinetically constrained models. *Phys. Rev. Lett.*, 123:200601, November 2019.
- [18] P. Helms, U. Ray, and G. K-L. Chan. Dynamical phase behavior of the single- and multi-lane asymmetric simple exclusion process via matrix product states. *Phys. Rev. E*, 100:022101, August 2019.
- [19] D. Jacobson and S. Whitlam. Direct evaluation of dynamical large-deviation rate functions using a variational ansatz. *ArXiv*, 2019.
- [20] U. Ray and Garnet K-L. Chan. Constructing auxiliary dynamics for nonequilibrium stationary states by variance minimization. *ArXiv*, 2019.
- [21] P. Helms and Garnet K-L. Chan. Dynamical phase transitions in a 2d classical nonequilibrium model via 2d tensor networks. *ArXiv*, 2020.
- [22] T. Dean and P. Dupuis. Splitting for rare event simulation: A large deviation approach to design and analysis. *Stochastic Processes Appl.*, 119(2):562–587, 2009.
- [23] F. Carollo and C. Pérez-Espigares. Entanglement statistics in markovian open quantum systems: a matter of mutation and selection. *ArXiv*, 2019.
- [24] L. O. Hedges, R. L. Jack, J. P. Garrahan, and D. Chandler. Dynamic order-disorder in atomistic models of structural glass formers. *Science*, 323(5919):1309, 2009.
- [25] V. S. Borkar. Q-learning for risk-sensitive control. *Math. Oper. Res.*, 27(2):294–311, 2002.
- [26] V. S. Borkar, S. Juneja, and A. A. Kherani. Performance analysis conditioned on rare events: An adaptive simulation scheme. *Communications in Information and Systems*, 3(4):256–278, 2003.
- [27] T. P. I. Ahamed, V. S. Borkar, and S. Juneja. Adaptive importance sampling technique for markov chains using stochastic approximation. *Oper. Res.*, 54(3):489–504, 2006.
- [28] A. Basu, T. Bhattacharyya, and V. S. Borkar. A learning algorithm for risk-sensitive cost. *Math. Oper. Res.*, 33(4):880–898, 2008.
- [29] E. Todorov. Efficient computation of optimal actions. *Proc. Natl. Acad. Sci.*, 106(28):11478–11483, 2009.
- [30] R. Chetrite and H. Touchette. Variational and optimal control representations of conditioned and driven processes. *J. Stat. Mech.*, 2015(12):P12001, December 2015.
- [31] R. L. Jack and P. Sollich. Effective interactions and large deviations in stochastic processes. *The European Physical Journal Special Topics*, 224(12):2351–2367, September 2015.
- [32] J. P. Garrahan. Classical stochastic dynamics and continuous matrix product states: gauge transformations, conditioned and driven processes, and equivalence of trajectory ensembles. *J. Stat. Mech.*, 2016(7):073208, 2016.
- [33] R. L. Jack. Ergodicity and large deviations in physical systems with stochastic dynamics. *ArXiv*, 2019.
- [34] B. Derrida and T. Sadhu. Large deviations conditioned on large deviations i: Markov chain and langevin equation. *J. Stat. Phys.*, 176(4):773–805, August 2019.
- [35] B. Derrida and T. Sadhu. Large deviations conditioned on large deviations ii: Fluctuating hydrodynamics. *J. Stat. Phys.*, 177(1):151–182, October 2019.

- [36] J. Dolezal and R. L. Jack. Large deviations and optimal control forces for hard particles in one dimension. *ArXiv*, 2019.
- [37] T. H. E. Oakes, A. Moss, and J. P. Garrahan. A deep learning functional estimator of optimal dynamics for sampling large deviations. *ArXiv*, 2020.
- [38] E. Gillman, D. C. Rose, and J. P. Garrahan. A tensor network approach to finite markov decision processes. *ArXiv*, 2020.
- [39] R. S. Sutton and A. G. Barto. *Reinforcement Learning: An Introduction*. MIT Press, 2nd edition, 2018.
- [40] R. J. Williams. Reinforcement-learning connectionist systems. Technical report, Northeastern University, 1987.
- [41] R. J. Williams. Simple statistical gradient-following algorithms for connectionist reinforcement learning. *Machine Learning*, 8(3):229–256, May 1992.
- [42] M. Bukov, A. G. R. Day, D. Sels, P. Weinberg, A. Polkovnikov, and P. Mehta. Reinforcement learning in different phases of quantum control. *Phys. Rev. X*, 8:031086, September 2018.
- [43] M. Bukov. Reinforcement learning for autonomous preparation of floquet-engineered states: Inverting the quantum kapitza oscillator. *Phys. Rev. B*, 98(22), December 2018.
- [44] T. Fösel, P. Tighineanu, T. Weiss, and F. Marquardt. Reinforcement learning with neural networks for quantum feedback. *Phys. Rev. X*, 8:031084, September 2018.
- [45] F. Chen, J.-J. Chen, L.-N. Wu, Y.-C. Liu, and L. You. Extreme spin squeezing from deep reinforcement learning. *ArXiv*, 2019.
- [46] J. Yao, M. Bukov, and L. Lin. Policy gradient based quantum approximate optimization algorithm. *ArXiv*, 2020.
- [47] T. A. Bojesen. Policy-guided monte carlo: Reinforcement-learning markov chain dynamics. *Phys. Rev. E*, 98(6), December 2018.
- [48] S. Whitelam, D. Jacobson, and I. Tamblin. Evolutionary reinforcement learning of dynamical large deviations. *ArXiv*, 2019.
- [49] C. Beeler, U. Yahorau, R. Coles, K. Mills, S. Whitelam, and I. Tamblin. Optimizing thermodynamic trajectories using evolutionary reinforcement learning. *ArXiv*, 2019.
- [50] E. Todorov. Linearly-solvable markov decision problems. In *Proc. 21st Int. Conf. on Neural Information Processing Systems*, pages 1369–1376, 2007.
- [51] H. J. Kappen, V. Gómez, and M. Opper. Optimal control as a graphical model inference problem. *Machine Learning*, 87(2):159–182, 2012.
- [52] H. J. Kappen and H. C. Ruiz. Adaptive importance sampling for control and inference. *J. Stat. Phys.*, 162(5):1244–1266, March 2016.
- [53] A. Das and D. T. Limmer. Variational control forces for enhanced sampling of nonequilibrium molecular dynamics simulations. *ArXiv*, 2019.
- [54] G. Neu, A. Jonsson, and V. Gómez. A unified view of entropy-regularized markov decision processes. *ArXiv*, abs/1705.07798, 2017.
- [55] M. Geist, B. Scherrer, and O. Pietquin. A theory of regularized markov decision processes. In *Proc. 36th Int. Conf. on Machine Learning*, 2019.
- [56] T. Haarnoja, H. Tang, P. Abbeel, and S. Levine. Reinforcement learning with deep energy-based policies. In *Proc. 34th Int. Conf. on Machine Learning*, 2017.
- [57] T. Haarnoja, A. Zhou, P. Abbeel, and S. Levine. Soft actor-critic: Off-policy maximum entropy deep reinforcement learning with a stochastic actor. In *Proc. 35th Int. Conf. on Machine Learning*, volume abs/1801.01290, 2018.
- [58] S. Levine. Reinforcement learning and control as probabilistic inference: Tutorial and review. *ArXiv*, abs/1705.07798, 2018.
- [59] S. N. Majumdar and H. Orland. Effective langevin equations for constrained stochastic processes. *Journal of Statistical Mechanics: Theory and Experiment*, 2015(6):P06039, June 2015.
- [60] R. L. Jack and R. M. L. Evans. Absence of dissipation in trajectory ensembles biased by currents. 2020.

- [61] A. Y. Ng, D. Harada, and S. J. Russell. Policy invariance under reward transformations: Theory and application to reward shaping. In *Proc. 13th Int. Conf. on Neural Information Processing Systems, ICML '99*, pages 278–287, San Francisco, CA, USA, 1999. Morgan Kaufmann Publishers Inc.
- [62] H. J. Kushner and G. G. Yin. *Stochastic Approximation and Recursive Algorithms and Applications*. Springer-Verlag, 2003.
- [63] V. S. Borkar. *Stochastic Approximation: A Dynamical Systems Viewpoint*. Hindustan Book Agency, 2008.
- [64] O. Nachum, M. Norouzi, K. Xu, and D. Schuurmans. Bridging the gap between value and policy based reinforcement learning. In *Proc. 31st Int. Conf. on Neural Information Processing Systems, NIPS'17*, pages 2772–2782, Red Hook, NY, USA, 2017. Curran Associates Inc.
- [65] O. Nachum, M. Norouzi, K. Xu, and D. Schuurmans. Trust-pcl: An off-policy trust region method for continuous control. *ArXiv*, 2017.
- [66] E. Greensmith, P. L. Bartlett, and J. Baxter. Variance reduction techniques for gradient estimates in reinforcement learning. *J. Mach. Learn. Res.*, 2004.
- [67] T. B. Dick. Policy gradient reinforcement learning without regret. Master's thesis, University of Alberta, 2015.
- [68] S. Bhatnagar, R. S. Sutton, M. Ghavamzadeh, and M. Lee. Natural actor-critic algorithms. *Automatica*, 45(11):2471–2482, 2009.
- [69] R. S. Sutton. Learning to predict by the methods of temporal differences. *Machine Learning*, 3(1):9–44, August 1988.
- [70] R. S. Sutton, H. R. Maei, D. Precup, S. Bhatnagar, D. Silver, C. Szepesvári, and E. Wiewiora. Fast gradient-descent methods for temporal-difference learning with linear function approximation. In *Proc. 26th Int. Conf. on Machine Learning, ICML '09*, pages 993–1000, New York, NY, USA, 2009. ACM.
- [71] H. R. Maei, C. Szepesvári, S. Bhatnagar, D. Precup, D. Silver, and R. S. Sutton. Convergent temporal-difference learning with arbitrary smooth function approximation. In *Proc. 23rd Int. Conf. on Neural Information Processing Systems, NIPS'09*, pages 1204–1212, USA, 2009. Curran Associates Inc.
- [72] H. R. Maei. *Gradient Temporal-Difference Learning Algorithms*. PhD thesis, University of Alberta, 2011.
- [73] H. R. Maei. Convergent actor-critic algorithms under off-policy training and function approximation. *ArXiv*, 2018.
- [74] H. van Seijen, H. van Hasselt, S. Whiteson, and M. Wiering. A theoretical and empirical analysis of expected sarsa. In *Proc. 2009 IEEE Symp. on Adaptive Dynamic Programming and Reinforcement Learning*, pages 177–184, March 2009.
- [75] R. S. Sutton, S. P. Singh, and D. A. McAllester. Comparing policy-gradient algorithms. 2000.
- [76] C. Allen, K. Asadi, M. Roderick, A-r. Mohamed, G. Konidaris, and M. Littman. Mean actor critic. *ArXiv*, 2017.
- [77] K. Ciosek and S. Whiteson. Expected policy gradients for reinforcement learning. *ArXiv*, 2018.
- [78] K. D. Asis, J. F. Hernandez-Garcia, G. Z. Holland, and R. S. Sutton. Multi-step reinforcement learning: A unifying algorithm. In *Proc. 32nd AAAI Conf. on Artificial Intelligence*, 2017.
- [79] C. J. C. H. Watkins. *Learning from Delayed Rewards*. PhD thesis, Cambridge University, 1989.
- [80] T. Jaakkola, M. I. Jordan, and S. P. Singh. On the convergence of stochastic iterative dynamic programming algorithms. *Neural Comput.*, 1994.
- [81] D. Precup, R. S. Sutton, and S. P. Singh. Eligibility traces for off-policy policy evaluation. In *Proc. 17th Int. Conf. on Machine Learning, ICML '00*, pages 759–766, San Francisco, CA, USA, 2000. Morgan Kaufmann Publishers Inc.
- [82] R. S. Sutton, D. Mcallester, S. Singh, and Y. Mansour. Policy gradient methods for reinforcement learning with function approximation. In *Proc. 14th Int. Conf. on Neural Information Processing Systems*, 2000.

- [83] V. V. Phansalkar and M. A. L. Thathachar. Local and global optimization algorithms for generalized learning automata. *Neural Comput.*, 7(5):950–973, September 1995.
- [84] T. Degris, M. White, and R. S. Sutton. Off-policy actor-critic. In *Proc. 29th Int. Conf. on Machine Learning*, 2012.
- [85] E. Imani, E. Graves, and M. White. An off-policy policy gradient theorem using emphatic weightings. In *Proc. 32nd Int. Conf. on Neural Information Processing Systems*, NIPS’18, pages 96–106, USA, 2018. Curran Associates Inc.
- [86] H. van Seijen, A. R. Mahmood, P. M. Pilarski, M. C. Machado, and R. S. Sutton. True online temporal-difference learning. *ArXiv*, 2015.
- [87] P. Cichosz. Truncating temporal differences: On the efficient implementation of td(lambda) for reinforcement learning. *Journal of Artificial Intelligence Research*, 2:287–318, January 1995.
- [88] H. van Seijen. Effective multi-step temporal-difference learning for non-linear function approximation. *ArXiv*, 2016.
- [89] V. Veeriah, H. van Seijen, and R. S. Sutton. Forward actor-critic for nonlinear function approximation in reinforcement learning. In *Proc. 16th Conf. on Autonomous Agents and MultiAgent Systems*, 2017.
- [90] M. McCloskey and N. J. Cohen. Catastrophic interference in connectionist networks: The sequential learning problem. *Psychology of Learning and Motivation*, 24:109–165, 1989.
- [91] R. Ratcliff. Connectionist models of recognition memory: constraints imposed by learning and forgetting functions. *Psychol. Rev.*, 97 2:285–308, 1990.
- [92] J. Kirkpatrick, R. Pascanu, N. Rabinowitz, J. Veness, G. Desjardins, A. A. Rusu, K. Milan, J. Quan, T. Ramalho, A. Grabska-Barwinska, D. Hassabis, C. Clopath, D. Kumaran, and R. Hadsell. Overcoming catastrophic forgetting in neural networks. *Proceedings of the National Academy of Sciences*, 114(13):3521–3526, 2017.
- [93] I. Riemer, M. and Cases, M. Ajemian, R. and Liu, I. Rish, Y. Tu, and G. Tesauro. Learning to learn without forgetting by maximizing transfer and minimizing interference. *ArXiv*, 2018.
- [94] S. Ghiassian, H. Yu, B. Rafiee, and R. S. Sutton. Two geometric input transformation methods for fast online reinforcement learning with neural nets. *ArXiv*, 2018.
- [95] C. Nguyen, A. Achille, M. Lam, T. Hassner, V. Mahadevan, and S. Soatto. Toward understanding catastrophic forgetting in continual learning. August 2019.
- [96] Y. L. Lo and S. Ghiassian. Overcoming catastrophic interference in online reinforcement learning with dynamic self-organizing maps. *ArXiv*, 2019.
- [97] V. Mnih, K. Kavukcuoglu, D. Silver, A. Graves, I. Antonoglou, D. Wierstra, and M. Riedmiller. Playing atari with deep reinforcement learning. *ArXiv*, 2013.
- [98] V. Mnih, K. Kavukcuoglu, D. Silver, A. A. Rusu, J. Veness, M. G. Bellemare, A. Graves, M. A. Riedmiller, A. K. Fidjeland, G. Ostrovski, S. Petersen, C. Beattie, A. Sadik, I. Antonoglou, H. King, D. Kumaran, D. Wierstra, S. Legg, and D. Hassabis. Human-level control through deep reinforcement learning. *Nature*, 518:529–533, 2015.
- [99] T. P. Lillicrap, J. J. Hunt, A. Pritzel, N. M. O. Heess, T. Erez, Y. Tassa, D. Silver, and D. Wierstra. Continuous control with deep reinforcement learning. *CoRR*, abs/1509.02971, 2015.
- [100] Z. Wang, V. Bapst, N. Heess, V. Mnih, R. Munos, K. Kavukcuoglu, and N. de Freitas. Sample efficient actor-critic with experience replay. *ArXiv*, 2016.
- [101] L-J. Lin. Self-improving reactive agents based on reinforcement learning, planning and teaching. *Machine Learning*, 8:293–321, 1992.
- [102] B. Daley and C. Amato. Reconciling lambda-returns with experience replay. *ArXiv*, 2018.
- [103] S. Kakade. A natural policy gradient. In *Proc. 15th Int. Conf. on Neural Information Processing Systems*, NIPS’01, pages 1531–1538, Cambridge, MA, USA, 2001. MIT Press.
- [104] J. Peter, S. Vijayakumar, and S. Schaal. Reinforcement learning for humanoid robotics. In *Proc. 3rd IEEE-RAS Int. Conf. on Humanoid Robots*, 2003.
- [105] J. A. Bagnell and J. Schneider. Covariant policy search. In *Proc. 18th Int. Joint Conf. on*

- Artificial Intelligence*, IJCAI'03, pages 1019–1024, San Francisco, CA, USA, 2003. Morgan Kaufmann Publishers Inc.
- [106] P. Thomas. Bias in natural actor-critic algorithms. In *Proc. 31th Int. Conf. on Machine Learning*, 2014.
- [107] J. Schulman, S. Levine, M. I. Abbeel, P. and Jordan, and P. Moritz. Trust region policy optimization. In *Proc. 32nd Int. Conf. on Machine Learning*, 2015.
- [108] J. Schulman, F. Wolski, P. Dhariwal, and O. Radford, A. and Klimov. Proximal policy optimization algorithms. *ArXiv*, 2017.
- [109] Y. Wu, E. Mansimov, S. Liao, R. Grosse, and J. Ba. Scalable trust-region method for deep reinforcement learning using kronecker-factored approximation. *ArXiv*, 2017.
- [110] H. V. Hasselt. Double q-learning. In J. D. Lafferty, C. K. I. Williams, J. Shawe-Taylor, R. S. Zemel, and A. Culotta, editors, *Proc. 24th Int. Conf. on Neural Information Processing Systems*, pages 2613–2621. Curran Associates, Inc., 2010.
- [111] S. Fujimoto, H. van Hoof, and D. Meger. Addressing function approximation error in actor-critic methods. *ArXiv*, 2018.
- [112] D. Silver, G. Lever, N. M. O. Heess, T. Degris, D. Wierstra, and M. A. Riedmiller. Deterministic policy gradient algorithms. In *Proc. 31st Int. Conf. on Machine Learning*, 2014.
- [113] V. S. Borkar. Learning algorithms for risk-sensitive control. In *Proc. 19th Int. Symp. on Mathematical Theory of Networks and Systems*, 2010.
- [114] H. van Hasselt, J. Quan, M. Hessel, Z. Xu, D. Borsa, and A. N. Barreto. General non-linear bellman equations. *ArXiv*, abs/1907.03687, 2019.
- [115] P. Marbach and J. N. Tsitsiklis. Approximate gradient methods in policy-space optimization of markov reward processes. *Discrete Event Dynamic Systems*, 13(1):111–148, January 2003.
- [116] A. Schwartz. A reinforcement learning method for maximizing undiscounted rewards. In *Proc. 10th Int. Conf. on Machine Learning*, 1993.
- [117] D. P. Bertsekas and J. N. Tsitsiklis. *Neuro-dynamic programming*. Springer, 1996.
- [118] J. N. Tsitsiklis and B. V. Roy. Average cost temporal-difference learning. *Automatica*, 35(11):1799–1808, 1999.
- [119] S. Kakade. Optimizing average reward using discounted rewards. In David Helmbold and Bob Williamson, editors, *Proc. 14th Int. Conf. on Computational Learning Theory*, pages 605–615, Berlin, Heidelberg, 2001. Springer Berlin Heidelberg.
- [120] P. L. Bartlett and J. Baxter. Estimation and approximation bounds for gradient-based reinforcement learning. *Journal of Computer and System Sciences*, 64(1):133–150, 2002.
- [121] R. L. Jack and P. Sollich. Large deviations and ensembles of trajectories in stochastic models. *Prog. Theor. Phys. Supp.*, 184:304–317, 2010.
- [122] S. J. Bradtke and M. O. Duff. Reinforcement learning methods for continuous-time markov decision problems. In *Proc. 8th Int. Conf. on Neural Information Processing Systems*, 1994.
- [123] K. Doya. Reinforcement learning in continuous time and space. *Neural Comput.*, 12(1):219–245, 2000.
- [124] R. Munos. Policy gradient in continuous time. *J. Mach. Learn. Res.*, 7:771–791, 2005.
- [125] K. G. Vamvoudakis and F. L. Lewis. Online actor-critic algorithm to solve the continuous-time infinite horizon optimal control problem. *Automatica*, 2010.
- [126] N. Frémaux, H. Sprekeler, and W. Gerstner. Reinforcement learning using a continuous time actor-critic framework with spiking neurons. *PLOS Computational Biology*, 2013.
- [127] T. Oakes, S. Powell, C. Castelnovo, A. Lamacraft, and J. P. Garrahan. Phases of quantum dimers from ensembles of classical stochastic trajectories. *Phys. Rev. B*, 98(6), August 2018.