
BHN: A Brain-like Heterogeneous Network

Liu, Tao

Abstract

The human brain works in an unsupervised way, and more than one brain region is essential for lighting up intelligence. Inspired by this, we propose a brain-like heterogeneous network(BHN) which can cooperatively learn distributed representations, like the cortex, and a global contextual representation, like the medial temporal lobe(MTL). By optimizing a distributed, self-supervised and gradient-isolated contrastive loss function in a discriminative adversarial fashion, our model successfully learns to extract useful representations from video data. Methods developed in this work may help to solve some key problems in pursuit of human-level intelligence.

1 Introduction

Modern deep learning models are commonly optimized using end-to-end back-propagation with a global loss function. Despite its great success since [Krizhevsky et al., 2012], this approach intrinsically hinders modularization and makes models easy to be fooled[Szegedy et al., 2013]. Additionally, these models are widely criticized for their lack of interpretability, generalization, causality, etc. So there is a big gap between present deep-learning techniques and the human-level intelligence.

In this article, we propose a bionic heterogeneous architecture(BHN), which simulates the multi-module structure of the human brain. It contains three components, namely a cortex-network, an MTL-network and some Neural Interfaces, all of which are gradient isolated from each other. Particularly, the cortex-network consists of an unlimited number of gradient-isolated units.

We also propose the approach of Recursive Modeling, which, in our opinion, simulates the brain's routes of information processing. We think this is a promising method that can lead to a higher level of machine intelligence.

Our method is not a superficial imitation of the brain, but based on the Information Theory. In fact, it is designed to maximize the efficiency of information representation[Atick, 1992] or, equivalently, to decrease the Shannon redundancy, which will be explained in section 2.1.

Following in this article, firstly, the section 2 and the section 4 will elaborate on BHN and Recursive Modeling respectively. Then the section 3 and the section 5 will provide some demonstration experiments for the section 2 and the section 4. Actually, we only put forward an open framework to explore high-level principles giving rise to human/machine intelligence, rather than a complete strategy that can beat some benchmarks immediately.

2 BHN Model

In this section, firstly, we organize the information theories behind BHN. And then, we provide an overview of this model. Lastly, we elaborate it in detail.

2.1 Efficient Information Representation

The brain collects information from the environment and then generates internal representations. We infer that one function of the brain is to maximize the information entropy of these representations[Linsker, 1990]. Representation’s information entropy is negatively correlated with the intensity of “noise”. For the convenience of calculation, we estimate the noise by the deviation between a transient representation(z) and a predictive "slow feature"[Wiskott and Sejnowski, 2002] representation(c). Maximizing the information entropy is equivalent to maximizing the mutual information, i.e. $I(z; c)$, between z and c . This objective function is also that of Contrastive Predictive Coding(CPC) method[Oord et al., 2018].

Cerebral cortex representations are variant in time and distributed in space, and so it is essential to ensure the independence of information they represent. Previous solutions include sparse-coding [Olshausen and Field, 1996], independent component analysis[Hyvärinen and Oja, 2000], and end-to-end deep learning[Zeiler and Fergus, 2014]. We propose our solution as follows.

In this article we only attempt to reduce the spatial information redundancy, while parallel strategies can be developed for the temporal redundancy. We use $H(z^1 z^2 \dots z^n)$ to denote the information entropy of the spatially distributed representations. Considering $H(z^1 z^2 \dots z^n) = \sum_i H(z^i) + [H(z^1 z^2 \dots z^n) - \sum_i H(z^i)]$, the objective function, i.e. $\max H(z^1 z^2 \dots z^n)$, can be roughly decomposed into two sub-objectives, as

$$\begin{cases} \max_z H(z^i) \\ \min_z I(z^i; z^j), \quad \text{if } i \neq j \end{cases} \quad (1)$$

Noting that the second sub-objective is intractable because of the $\Omega(n^2)$ computational complexity, so we introduce a global context vector(a) into (1) by reforming it to

$$\begin{cases} \max_z \sum_i H(z^i) \\ \min_z \max_a \sum_i I(z^i; a) \end{cases} \quad (2)$$

Then, by re-composing the two expressions in (2) into a single one, we obtain $\min_z \max_a \sum_i [-H(z^i) + I(a; z^i)]$ now.

As mentioned above, we assume that $H(z^i) \doteq I(z^i; c^i)$, so that the objective function eventually becomes

$$\min_{z,c} \max_a \sum_i [-I(z^i; c^i) + I(z^i; a)] \quad (3)$$

To perform minimax on $I(z^i; a)$, we use a to generate a probability distribution as the top-down predictions of z^i . Its sample space(Z^i) consists of historical samples of z^i , with the probability of each sample to be calculated by a . This technique is biologically plausible and will ease the instability brought about by adversarial training, and it provides conditions for the Recursive Modeling approach, which will be discussed in section 4.2. Notable, now we obtain a probabilistic inference machines[von Helmholtz, 1925, Knill and Pouget, 2004] as the corollary of Efficient Information Representation Principle.

2.2 Overview of BHN

Cortex-network The cortex-network is a scalable network composed of basic units, just as cerebral cortex composed of cortical columns. Units are self-supervised and gradient-isolated from each other. To make each unit independently trainable, we develop a method derived from CPC[Oord et al., 2018]. As a discriminative approach based on contrastive learning in the latent space, CPC makes it feasible to train multiple gradient-isolated modules in one model[Löwe et al., 2019]. With CPC, each unit would maximize the mutual information between the original signals x and the unit context (slow feature) c . Different from primary CPC, we would retrieve negative samples by using the global context a , which will be detailed in section 2.3.

MTL-network The MTL-network is a simple mapper that embeds outputs of all units into a compact global context a . The a can also be regarded as global attention, and it would be converted into Query/Key[Graves et al., 2014, Vaswani et al., 2017] when units retrieve/store negative samples.

Discriminative Adversarial Training The cortex-network and the MTL-network should be trained together as a pair of opponents. In training, units in the cortical-network act as discriminators who discriminate positive samples from negative samples, while the MTL-network acts as an adversary who specially retrieves negative samples that are more difficult for the units to discriminate. This process would prevent different units from degenerating to correlative solutions. And as a result, information is maximized globally.

Neural Interfaces Unlike the cortex-network and the MTL-network, Neural Interfaces have no biological counterparts. Actually, this name comes from Brain-Computer Interfaces(BCIs) [Wolpaw et al., 2000]. Neural interfaces are detached from the backbone network, and they perform various functions, such as reconstructing images, controlling actions, or whatever as you need.

2.3 Details of BHN

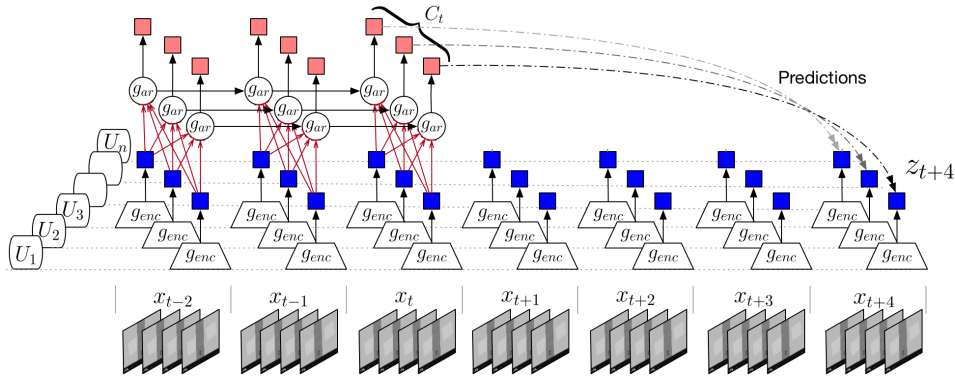


Figure 1: Architecture of the cortex-network

2.3.1 Cortex-network

Figure 1 shows the architecture of the cortex-network having n units, $\{U_1, U_2, \dots, U_n\}$.

First, in each unit U_i , a non-linear encoder g_{enc}^i maps the input sequence of observations x_t to a sequence of latent representations by using $z_t^i = g_{enc}^i(x_t)$.

Next, we concatenate all z_t^i into z_t .

Then, in each unit U_i , an autoregressive model g_{ar}^i summarizes all $z_{\leq t}$ in the latent space and produces a unit (not global) context(c_t^i) as $c_t^i = g_{ar}^i(\mathbb{B}(z_{\leq t}))$, where \mathbb{B} is a gradient block operator defined as $\mathbb{B}(x) \triangleq x$ and $\nabla \mathbb{B}(x) \triangleq 0$.

Unlike primary CPC, in our model, z_t^i and c_t^i are of the same dimensions.

2.3.2 MTL-network

Figure 2a shows the architecture of the MTL-network.

First, it concatenates c_t^i into c_t .

Next, a matrix C transforms c_t into the global context a_t , by using $a_t = C\mathbb{B}(c_t)$. Usually, a_t is much more compact, i.e. lower-dimensional, than c_t , so that it acts as an information bottleneck.

Last, in each unit(i), a_t is converted into the unit attention Query/Key(a_t^i), by using $a_t^i = Q^i a_t$.

Negative Samples In each unit U_i , there stores a memory set of N random samples, as

$$X^i = \text{zip}(A^i, Z^i) = \{(a_1^i, z_1^i), (a_2^i, z_2^i), \dots, \dots, (a_N^i, z_N^i)\} \quad (4)$$

where the zip is a function aggregates two sets, whose elements correspond to each other, into a tuple set. We would use a to calculate the weight/probability of each sample z_j^i at time t , as

$$w_{tj}^i = \text{softmax}\left(\frac{\cos\langle a_t^i, a_j^i \rangle}{T_w^i}\right) \Big|_{a_j^i \in A^i} \quad (5)$$

where T_w^i is the temperature. To stabilize training, we trickily split X^i into 8 parts on which the softmax is applied independently.

2.3.3 Loss Function

We model a density ratio, which preserves the mutual information between two representations r_1 and r_2 , as $f(r_1, r_2) \propto \frac{p(r_1, r_2)}{p(r_1)p(r_2)}$.

We use a simple model for f , which is

$$f(r_1, r_2) = \exp\left(\frac{\cos\langle r_1, r_2 \rangle}{T_f^i}\right) \quad (6)$$

where T_f^i is the temperature. If R_1 is a prior distribution of r_1 and r_1 has a conditional probability as $p(r_1|R_1)$, we model

$$f(R_1, r_2) = \sum_{r_1} p(r_1|R_1) f(r_1, r_2) \quad (7)$$

Firstly, the mutual information between x_{t+k} and c_t^i is modeled as

$$\mathbb{E} [I(x_{t+k}; c_t^i) = I(z_{t+k}^i; c_t^i)] \propto \mathbb{E} \left[\log \frac{f(z_{t+k}^i, c_t^i)}{\sum_{z_l^i \in Z^i} f(z_{t+k}^i, z_l^i)} \right] \quad (8)$$

where \mathbb{E} stands for "expectation", and k is a hyper-parameter. The k is important, if somewhat arbitrary, to quantify the directional information between z and c . In our work, we simply set k to 4.

Then, we model the mutual information between z_{t+k}^i and a_t as

$$\mathbb{E} [I(z_{t+k}^i; a_t) = I(z_{t+k}^i; a_t^i)] \propto \mathbb{E} \left[\log \frac{\sum_{z_j^i \in Z^i} w_{tj}^i f(z_{t+k}^i, z_j^i)}{\sum_{z_l^i \in Z^i} f(z_{t+k}^i, z_l^i)} \right] \quad (9)$$

In the end, we formulate the objective function as

$$\min_{g_{ar}, g_{enc}, T_f} \max_{A, Q, T_w} \left\{ \mathcal{L} = \sum_i [-I(z_{t+k}^i; c_t^i) + I(z_{t+k}^i; a_t)] \propto - \sum_i \log \frac{f(z_{t+k}^i, c_t^i)}{\sum_{z_j^i \in Z^i} w_{tj}^i f(z_{t+k}^i, z_j^i)} \right\} \quad (10)$$

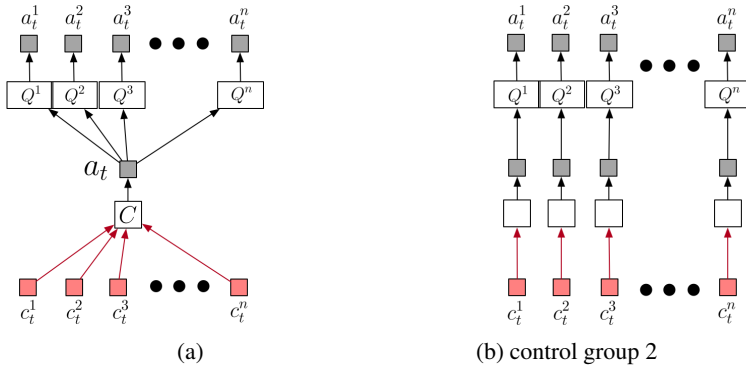


Figure 2: Architecture of the hippocampus-network

3 Demonstration.A

We demonstrate our model on a video dataset.

We build a video set containing 64 episodes recording the play of CarRacing game in OpenAI gym. Each episode lasts for 512 frames and each frame has a size of (96, 96) pixels. The frames are converted to gray scale and rescaled to (-1,1). At each time step, 4 consecutive frames with additional noises are fed to the input.

A linear layer, shared by all g_{enc}^i for the consideration of reducing the number of parameters, will first reduce the dimensions of inputs from $4 \times (96 \times 96)$ to 512. The encoder architecture g_{enc}^i contains 32 hidden units with leaky-reLU activations. We then use a GRU-RNN [Cho et al., 2014] for the autoregressive part of the model, g_{ar}^i , with 32 dimensional hidden state. The cortex-network has 16 units, and dimensions of z_t^i , c_t^i , a_t^i and a_t are all set to 2. The batch size, which is also the size of X^i , is 256.

We use deconvolutional Networks[Zeiler et al., 2011] as Neural Interfaces to reconstruct images from representations z_t , c_t and a_t respectively. Mean square errors(mse) of the reconstructed images will be calculated to evaluate the quality of corresponding representations. Given that a trivial solution can achieve a loss of 0.0225 with zero information provided, in the following, we use the score, calculated by $(0.0225 - mse) \times 255$, to represent the quality.

We also establish two control groups to demonstrate the necessity of adversarial training.

control groups 1 We totally abandon the MTL-network by removing the second term in the loss function \mathcal{L} , as

$$\min_{g_{enc}, g_{ar}} \left\{ \mathcal{L}_{ctr_1} = \sum_i -I(z_{t+k}, c_t^i) \propto - \sum_i \log \frac{f(z_{t+k}^i, c_t^i)}{\sum_{z_l^i \in Z^i} f(z_{t+k}^i, z_l^i)} \right\} \quad (11)$$

control groups 2 We design a restricted MTL-network architecture by cutting off the links via a between units, as shown in Figure 2b.

Table 1 gives the scores of z_t , c_t and a_t before and after training. The scores of the experimental group surpass those of its competitors.

Table 1: Scores of representations

	z_t	c_t	a_t
Before Training	2.04 ± 0.06	2.17 ± 0.04	0.29 ± 0.23
Experimental Group	3.13 ± 0.04	2.33 ± 0.07	0.80 ± 0.23
Control Group 1	2.93 ± 0.07	1.81 ± 0.23	
Control Group 2	2.93 ± 0.07	1.92 ± 0.21	

4 Recursive Modeling

In this section, firstly, we explain what the Recursive Modeling approach is, and then we discuss BHN’s potential to accomplish Recursive Modeling.

4.1 What is Recursive Modeling?

Model building, arguably, is the approach to intelligence[Lake et al., 2017]. Additionally, we think recursion is essential for strong artificial intelligence, just as it is for many Turing complete machines[Turing, 1936]. So we propose the approach, i.e. Recursive Modeling, which means that the agent should not only build causal models for the environment, but also recursively build causal models on the early-built ones. The environment is where negentropy[Schrodinger, 1944] flows in.

As shown in the schematic diagram(Figure 3), the Recursive Modeling approach has two requirements. The first requirement is to build a mental space where models run. If we think of the model as a collection of regularities (or schemas[Piaget, 1929, Bartlett and Bartlett, 1932]), then the mental space

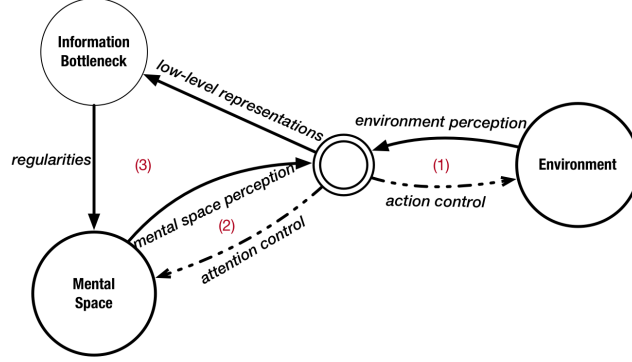


Figure 3: Schematic diagram of Recursive Modeling

is the collection of all regularities. Regularities are usually obtained from information bottlenecks, like the linguistic regularities found in the word vector space[Mnih and Kavukcuoglu, 2013], and the disentangled representations generated by generative models[Bengio et al., 2013, Larsen et al., 2015]. Existing low-level representations should be recursively distilled through the information bottleneck.

The second requirement of Recursive Modeling is to allow the agent to perceive and intervene the mental space, just as it does with the environment in the physical world. Perception and intervention are two necessities to build any causal models.

Among the models that have been built, the early built models are to simulate the relations between real entities in the environment, while the later ones are responsible for abstract thinking tasks, such as calculus in formal systems. However, we do not mean that there is a clear hierarchy between models. In fact, the notion of "model" is only a fictitious concept describing a set of closely related regularities, and many of those regularities are actually intertwined and shared.

4.2 BHN and Recursive Modeling

Figure 4 gives a schematic diagram of BHN adapted for Recursive Modeling, in which the three Loops marked in Fig 1 are also marked roughly at the corresponding positions.

BHN meets the two requirements of Recursive Modeling. Firstly, the MTL-network can serve as an information/attention bottleneck[Felleman and Van, 1991], and the global context(a) can be regarded as representations in the mental space. Secondly, it is possible for the agent to perceive the mental space by fusing bottom-up perceptions with top-down predictions, which will be detailed in the section 4.3.

In Figure 4, like the human brain, units in the cortex-network are clustered into function regions, and regions are organized in a hierarchical pattern. We think that much of the intelligence of the human brain resides in its sophisticated architecture, but now our model is oversimplified, especially in the MTL-network, and lacks many essential functions, such as dopaminergic neurons for reward and prediction error learning[Hollerman and Schultz, 1998], and a realization of the attention control channel. There is no doubt that we need more inspiration from the human brain to proceed with this work[Lake et al., 2017].

4.3 Mixture of Perception and Prediction

We think that the human brain works by continuously mixing real perceptions with imaginary predictions, and in extreme cases it is like "hearing one's thoughts spoken out aloud"[Schneider, 1939]. If z_t^i represents what is heard, then $m_t^i = \sum_{z_j^i \in Z^i} w_{tj}^i z_j^i$ can represent what the brain predicts to hear. By replacing z_t^i with m_t^i at some times, the agent can somewhat perceive the mental space just as it perceives the external environment.

z_t and m_t are homologous, and they can both be used as the output of a unit, so that the information flow within the net is actually a mixture of perceptions(z_t) and predictions(m_t). z_t is involuntary and volatile, but m_t is processed recurrently and remains locked on the Loop (3)(marked in Figure 3 and

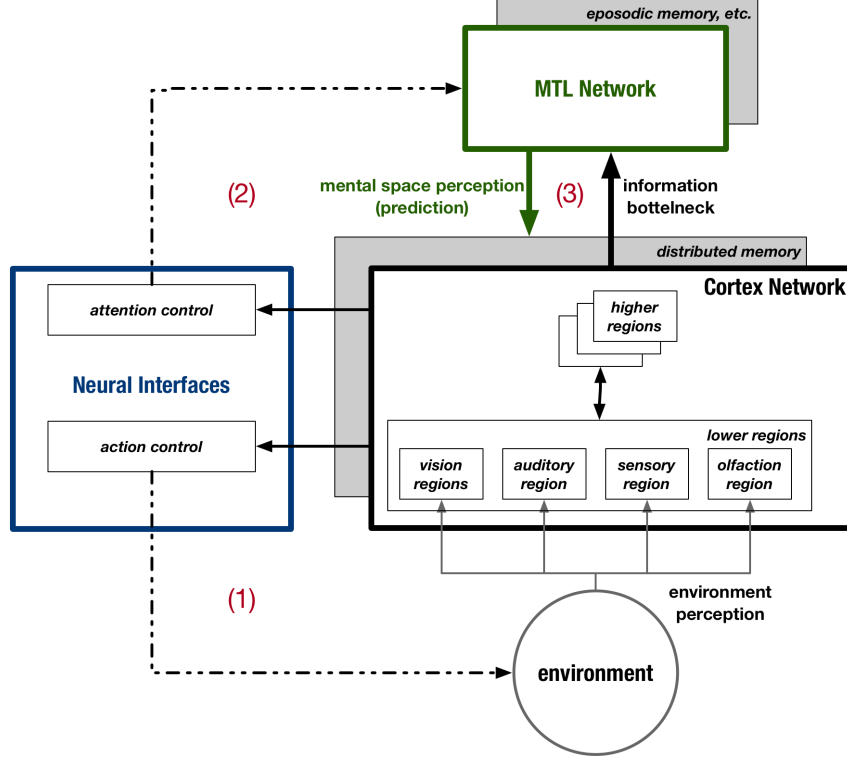


Figure 4: BHN adapted for Recursive Modeling

Figure 4), and so in this way m_t can provide gain for z_t in some cases. We hypothesize that this mechanism corresponds to the brain’s working memory, and its gain level may determine whether the representations in the cortex will be suppressed or enhanced[Miller et al., 1991].

5 Demonstration.B

We follow the same basic setup of the simple model in section 3 to test the hypothesis of working memory by mixing z_t^i with m_t^i .

First, in the training phase, we feed z^i to $c_t^i = g_{ar}^i(*)$ for even time steps and m^i for odd time steps. A neural interface reconstructing images from m^i is also trained in this phase.

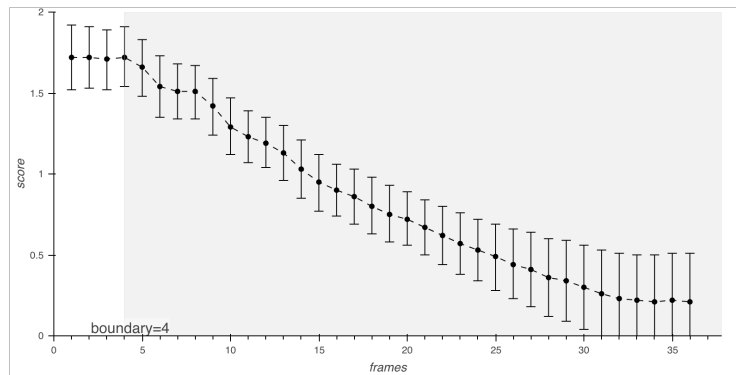


Figure 5: The score of m over time in the testing phase

Next, in the testing phase, taking a certain time step as the boundary, z^i is used before and m^i is used after. We judge the performance by how long the score of m (the concatenation of m^i) keeps positive

in the testing phase. Figure 5 gives the result and it shows that the working memory can effectively last for about 30 frames, much longer than the one frame which is what we adapt the system to in earlier training phase.

6 Conclusions

In this article, we derive an objective function from the principle of efficient information representation. Then, we elaborate the architecture of brain-like heterogeneous network(BHN), which simulates the multi-module structure of the human brain, and the approach of Recursive Modeling, which simulates the brain's routes of information processing. We also conduct several experiments to test the necessity of adversarial training and the hypothesis of working memory.

References

- [Atick, 1992] Atick, J. J. (1992). Could information theory provide an ecological theory of sensory processing? *Network: Computation in neural systems*, 3(2):213–251.
- [Bartlett and Bartlett, 1932] Bartlett, F. C. and Bartlett, F. C. (1932). *Remembering: A study in experimental and social psychology*. Cambridge University Press.
- [Bengio et al., 2013] Bengio, Y., Courville, A., and Vincent, P. (2013). Representation learning: A review and new perspectives. *IEEE transactions on pattern analysis and machine intelligence*, 35(8):1798–1828.
- [Cho et al., 2014] Cho, K., Van Merriënboer, B., Gulcehre, C., Bahdanau, D., Bougares, F., Schwenk, H., and Bengio, Y. (2014). Learning phrase representations using rnn encoder-decoder for statistical machine translation. *arXiv preprint arXiv:1406.1078*.
- [Felleman and Van, 1991] Felleman, D. J. and Van, D. E. (1991). Distributed hierarchical processing in the primate cerebral cortex. *Cerebral cortex (New York, NY: 1991)*, 1(1):1–47.
- [Graves et al., 2014] Graves, A., Wayne, G., and Danihelka, I. (2014). Neural turing machines. *arXiv preprint arXiv:1410.5401*.
- [Hollerman and Schultz, 1998] Hollerman, J. R. and Schultz, W. (1998). Dopamine neurons report an error in the temporal prediction of reward during learning. *Nature neuroscience*, 1(4):304–309.
- [Hyvärinen and Oja, 2000] Hyvärinen, A. and Oja, E. (2000). Independent component analysis: algorithms and applications. *Neural networks*, 13(4-5):411–430.
- [Knill and Pouget, 2004] Knill, D. C. and Pouget, A. (2004). The bayesian brain: the role of uncertainty in neural coding and computation. *TRENDS in Neurosciences*, 27(12):712–719.
- [Krizhevsky et al., 2012] Krizhevsky, A., Sutskever, I., and Hinton, G. E. (2012). Imagenet classification with deep convolutional neural networks. In *Advances in neural information processing systems*, pages 1097–1105.
- [Lake et al., 2017] Lake, B. M., Ullman, T. D., Tenenbaum, J. B., and Gershman, S. J. (2017). Building machines that learn and think like people. *Behavioral and brain sciences*, 40.
- [Larsen et al., 2015] Larsen, A. B. L., Sønderby, S. K., Larochelle, H., and Winther, O. (2015). Autoencoding beyond pixels using a learned similarity metric. *arXiv preprint arXiv:1512.09300*.
- [Linsker, 1990] Linsker, R. (1990). Perceptual neural organization: some approaches based on network models and information theory. *Annual review of Neuroscience*, 13(1):257–281.
- [Löwe et al., 2019] Löwe, S., O’Connor, P., and Veeling, B. (2019). Putting an end to end-to-end: Gradient-isolated learning of representations. In *Advances in Neural Information Processing Systems*, pages 3033–3045.
- [Miller et al., 1991] Miller, E. K., Li, L., and Desimone, R. (1991). A neural mechanism for working and recognition memory in inferior temporal cortex. *Science*, 254(5036):1377–1379.
- [Mnih and Kavukcuoglu, 2013] Mnih, A. and Kavukcuoglu, K. (2013). Learning word embeddings efficiently with noise-contrastive estimation. In *Advances in neural information processing systems*, pages 2265–2273.
- [Olshausen and Field, 1996] Olshausen, B. A. and Field, D. J. (1996). Emergence of simple-cell receptive field properties by learning a sparse code for natural images. *Nature*, 381(6583):607–609.
- [Oord et al., 2018] Oord, A. v. d., Li, Y., and Vinyals, O. (2018). Representation learning with contrastive predictive coding. *arXiv preprint arXiv:1807.03748*.
- [Piaget, 1929] Piaget, J. (1929). The child’s conception of the world (j. & a. tomlinson, trans.). *Savage, Maryland: Littlefield Adams*.
- [Schneider, 1939] Schneider, K. (1939). *Psychischer befund und psychiatrische diagnose*. Thieme.
- [Schrodinger, 1944] Schrodinger, E. (1944). What is life.

- [Szegedy et al., 2013] Szegedy, C., Zaremba, W., Sutskever, I., Bruna, J., Erhan, D., Goodfellow, I., and Fergus, R. (2013). Intriguing properties of neural networks. *arXiv preprint arXiv:1312.6199*.
- [Turing, 1936] Turing, A. M. (1936). On computable numbers, with an application to the entscheidungsproblem. *J. of Math.*, 58(345-363):5.
- [Vaswani et al., 2017] Vaswani, A., Shazeer, N., Parmar, N., Uszkoreit, J., Jones, L., Gomez, A. N., Kaiser, Ł., and Polosukhin, I. (2017). Attention is all you need. In *Advances in neural information processing systems*, pages 5998–6008.
- [von Helmholtz, 1925] von Helmholtz, H. (1925). *Physiological Optics*, volume 3. Optical Society of America.
- [Wiskott and Sejnowski, 2002] Wiskott, L. and Sejnowski, T. J. (2002). Slow feature analysis: Unsupervised learning of invariances. *Neural computation*, 14(4):715–770.
- [Wolpaw et al., 2000] Wolpaw, J. R., Birbaumer, N., Heetderks, W. J., McFarland, D. J., Peckham, P. H., Schalk, G., Donchin, E., Quatrano, L. A., Robinson, C. J., and Vaughan, T. M. (2000). Brain-computer interface technology: a review of the first international meeting. *IEEE transactions on rehabilitation engineering*, 8(2):164–173.
- [Zeiler and Fergus, 2014] Zeiler, M. D. and Fergus, R. (2014). Visualizing and understanding convolutional networks. In *European conference on computer vision*, pages 818–833. Springer.
- [Zeiler et al., 2011] Zeiler, M. D., Taylor, G. W., and Fergus, R. (2011). Adaptive deconvolutional networks for mid and high level feature learning. In *2011 International Conference on Computer Vision*, pages 2018–2025. IEEE.