

Dark Energy with Phantom Crossing and the H_0 tension

Eleonora Di Valentino,^{1,*} Ankan Mukherjee,^{2,3,†} and Anjan A. Sen^{2,4,‡}

¹*Institute for Particle Physics Phenomenology, Department of Physics, Durham University, Durham DH1 3LE, UK.*

²*Centre for Theoretical Physics, Jamia Millia Islamia, New Delhi-110025, India.*

³*Department of Physics, Bangabasi College, Kolkata-700009, India.*

⁴*School of Arts and Sciences, Ahmedabad University, Ahmedabad 380009, India.*

We investigate the possibility of phantom crossing in the dark energy sector and solution for the Hubble tension between early and late universe observations. We use robust combinations of different cosmological observations, namely the CMB, local measurement of Hubble constant (H_0), BAO and Smla for this purpose. For a combination of CMB+BAO data which is related to early Universe physics, phantom crossing in the dark energy sector is confirmed at 95% confidence level and we obtain the constraint $H_0 = 71.0_{-3.8}^{+2.9}$ km/s/Mpc at 68% confidence level which is in perfect agreement with the local measurement by Riess et al. We show that constraints from different combination of data are consistent with each other and all of them are consistent with phantom crossing in the dark energy sector. For the combination of all data considered, we obtain the constraint $H_0 = 70.25 \pm 0.78$ km/s/Mpc at 68% confidence level and the phantom crossing happening at the scale factor $a_m = 0.851_{-0.031}^{+0.048}$ at 68% confidence level.

1. INTRODUCTION

The observed phenomenon of cosmic acceleration [1, 2] brought revolutionary change in our understanding about the cosmos. To explain the alleged accelerated expansion within the regime of General Relativity, it is essential to introduce some unknown source in the energy budget of the universe. This exotic source of energy is dubbed as *dark energy*. Different prescriptions from different branches of theoretical physics regarding the physical entity of dark energy are available in the literature (see [3] and references therein). The energy density of vacuum [4–6], scalar fields energy density [7], or some unknown fluid [8, 9] can be candidate of dark energy. But none of these are beyond ambiguity. The unprecedented technical developments in cosmological observations in the recent years, like the observation of Cosmic Microwave Background (CMB) by Planck [10], the extended Supernova Cosmology Project [11], the observation of baryon distribution in the universe by Baryon Oscillation Spectroscopic Survey (BOSS) [12], multi-wavelength observation of the large scale structure of the universe by Sloan Digital Sky Survey (SDSS) [13] etc, have ensured very precise constraints on cosmological models.

Depending on the nature of the dark energy equation of state, the time varying dark energy models are classified into two section, phantom dark energy ($w_{de} < -1$) and non-phantom dark energy ($w_{de} > -1$). The phantom barrier is delineated by $w_{de} = -1$ which represents the cosmological constant or the vacuum dark energy. The prime motivation of the present work is to check whether cosmological observations allow a dark energy to have a transition from phantom to non-phantom or vice-versa. The theoretical background of phantom crossing dark energy are discussed in [14–20], in the composite scalar field model in [21–23] and in context of Horndeski’s Theory [24, 25]. Some recent studies regarding the observational aspects of phantom crossing dark energy are referred there in [26–29]. Recent model independent reconstruction of dark energy equation state by Zhao et al. [30, 31] shows that a combination of cosmological data including CMB data from Planck observation, points towards possible phantom crossing in dark energy equation of state. Similar results have been obtained by Capozziello et al. [32] with only low-redshifts data. Moreover reconstruction procedures for the dark energy density $\rho_{de}(z)$ [29] as well as Hubble parameter $H(z)$ [85] also exhibited phantom crossing in the dark energy sector.

Another serious issue of dark energy reconstruction is the disagreement of the local measurement of Hubble parameter with the value estimated from the CMB. The local measurements suggest a higher value of the present Hubble parameter (H_0) compared to the value estimated for the standard model composed by a cosmological constant with cold dark matter (Λ CDM) from the CMB likelihood. The latest measurement of H_0 , reported by the SH0ES collaboration, is $H_0 = 74.03 \pm 1.42$ km/s/Mpc at 68% CL [33] and the value estimated by Planck for Λ CDM is $H_0 = 67.27 \pm 0.60$ km/s/Mpc at 68% CL [34]. The tension is now at 4.4σ level. There are many attempts to alleviate

*Electronic address: eleonora.di-valentino@durham.ac.uk

†Electronic address: ankan.ju@gmail.com

‡Electronic address: aasen@jmi.ac.in, anjan.sen@ahduni.edu.in

the issue in the literature (see for an incomplete list of works Refs. [35–77] and the recent overview in [78, 79]). It has been recently discussed [80, 81] that a transition in absolute magnitude M_B for SnIa can also explain the apparent tension between the local and CMB measurements of Hubble parameter H_0 . Such variation in M_B in SnIa can be related to apparent variation of normalized Newtonian constant $\mu = G_{eff}/G_N$.

An important aspect of the present reconstruction is, therefore, to investigate whether a phantom crossing in dark energy evolution can alleviate the present Hubble tension. The present reconstruction is purely phenomenological based on parametrization of the dark energy density. There is no assumption about the physical entity of dark energy from any theoretical background apart from that it has a phantom crossing at some stage during its evolution. The dark energy density is parametrized using a Taylor series expansion truncated at certain order. The coefficients of the series expansion are constrained using observational data with a statistical approach. We have assumed that the components in the energy budget, namely the matter, dark energy and radiation, are independently conserved. In the following sections, we discuss the present reconstruction, the observational constraints and finally conclude with overall remarks on the results.

2. RECONSTRUCTION OF THE MODEL

One can parametrize the phantom crossing behaviour in the dark energy either through its equation of state $w_{DE}(z)$ or directly through its energy density $\rho_{DE}(z)$. On the hand, different observables are directly related to the Hubble parameter $H(z)$ rather than the equation of state of the dark energy fluid. If one parametrizes dark energy with $w_{DE}(z)$, the dark energy contribution in $H(z)$ involves the integration of $w_{DE}(z)$ over redshift interval, whereas parametrizing dark energy with $\rho_{DE}(z)$ contributes directly to $H(z)$. Hence $\rho_{DE}(z)$ is the simpler and more direct way to parametrize the dark energy contribution in $H(z)$. Hence we choose $\rho_{DE}(z)$ to model the dark energy behaviour.

Let us write the energy conservation equation for the dark energy fluid: $\frac{d\rho_{DE}}{da} = -\frac{3}{a}(1+w_{DE})\rho_{DE}$. It is straightforward to see that for $(1+w_{DE}) > 0$ (non-phantom models) ρ_{DE} decreases with scale factor, whereas for $(1+w_{DE}) < 0$ (phantom models) ρ_{DE} increases with scale factor. For $w_{DE} = -1$, ρ_{DE} is constant and that is the "Cosmological Constant". Hence, for any phantom crossing, dark energy density should pass through an extremum at some redshift $a = a_m$ where $\frac{d\rho_{DE}}{da}$ changes its sign. We do a Taylor series expansion of ρ_{DE} around this extremum at $a = a_m$,

$$\begin{aligned}\rho_{DE}(a) &= \rho_0 + \rho_2(a - a_m)^2 + \rho_3(a - a_m)^3 \\ &= \rho_0[1 + \alpha(a - a_m)^2 + \beta(a - a_m)^3].\end{aligned}\tag{1}$$

Here we normalize the present day scale factor $a_0 = 1$. As we have assumed that ρ_{DE} has an extrema at a_m , we have ignored the first order derivative term in the Taylor expansion. We also restrict ourselves up to third order in the Taylor expansion. Allowing higher order terms will involve more parameters in the model that may not be tightly constrained with present data. One should also note that there can be a second extrema in ρ_{DE} depending on the values of α and β . With this, the Hubble parameter can be written as,

$$3H^2 + 3\frac{k}{a^2} = 8\pi G[\rho_m + \rho_\gamma + \rho_{DE}].\tag{2}$$

Finally we will have,

$$\begin{aligned}H^2(a)/H_0^2 &= \Omega_{m0}a^{-3} + \Omega_{k0}a^{-2} + \Omega_{\gamma0}a^{-4} + \\ &+ \left(\frac{1 - \Omega_{m0} - \Omega_{k0} - \Omega_{\gamma0}}{1 + \alpha(1 - a_m)^2 + \beta(1 - a_m)^3} \right) [1 + \alpha(a - a_m)^2 + \beta(a - a_m)^3],\end{aligned}\tag{3}$$

and the dark energy equation of state

$$w_{DE}(a) = -1 - \frac{a[2\alpha(a - a_m) + 3\beta(a - a_m)^2]}{3[1 + \alpha(a - a_m)^2 + \beta(a - a_m)^3]}.\tag{4}$$

One can easily rewrite the above expression for $w_{DE}(a)$ to show that it represents a Pade series of order (3,3) which has a better convergence radius. Additionally, for early times ($a \rightarrow 0$), the equation of state $w_{DE} \rightarrow -1$ shows the Cosmological Constant behaviour for the dark energy. This confirms that the dark energy equation of state is well

behaved at early time without any convergence issue. It is also not difficult to verify that adding higher order terms in ρ_{DE} does not change the $w_{DE} \rightarrow -1$ behaviour at early time. We should add that the different terms in the expression for ρ_{DE} can be generated by non-canonical scalar fields with lagrangian $\mathcal{L} \propto -X^{n/(2(3+n))}$ with different values of n as shown in [82].

Set of model parameters, (α, β, a_m) are introduced through the present reconstruction. Clearly the present model mimics the Λ CDM for $\alpha = \beta = 0$. The a_m is the scale factor, where the ρ_{DE} has an extrema. If a_m is constrained to be $a_m < 1$ (we fix $a_0 = 1$ for the present day scale factor), it is a signature of transition in the nature of dark energy. In our subsequent analysis, we assume spatially flat universe, i.e. $\Omega_{k0} = 0$. We let the dark energy density ρ_{DE} free to become negative, as considered by other works (see for example [29, 83–85]).

3. METHODOLOGY

In order to constrain the DE models parameters, we make use of some of the most recent cosmological measurements available. These will be:

- **CMB:** we consider the temperature and polarization CMB angular power spectra of the Planck legacy release 2018 *plikTTTEEE+lowl+lowE* [34, 86] as a baseline.¹
- **R19:** we adopt a gaussian prior $H_0 = 74.03 \pm 1.42$ km/s/Mpc at 68% CL on the Hubble constant as measured by the SH0ES collaboration in [33].
- **BAO:** we add the Baryon Acoustic Oscillation measurements 6dFGS [88], SDSS MGS [89], and BOSS DR12 [90], as adopted by the Planck collaboration in [34].²
- **Pantheon:** we make use of the luminosity distance data of 1048 type Ia Supernovae from the Pantheon catalog [92].
- **lensing:** we consider the 2018 CMB lensing reconstruction power spectrum data, obtained with a CMB trispectrum analysis in [93].

We adopt as a baseline a 9-dimensional parameter space, i.e. we vary the following cosmological parameters: the baryon energy density $\Omega_b h^2$, the cold dark matter energy density $\Omega_c h^2$, the ratio of the sound horizon at decoupling to the angular diameter distance to last scattering θ_{MC} , the optical depth to reionization τ , the amplitude and the spectral index of the primordial scalar perturbations A_s and n_s , and, finally, the three parameters assumed in our expansion of the ρ_{DE} in eq. 1, i.e. α , β and a_m . We impose flat uniform priors on these parameters, as reported in Table I.

To analyse the data and extract the constraints on these cosmological parameters, we use our modified version of the publicly available Monte-Carlo Markov Chain package `CosmoMC` [94]. This is equipped with a convergence diagnostic based on the Gelman and Rubin statistic [95], assuming $R - 1 < 0.02$, and implements an efficient sampling of the posterior distribution using the fast/slow parameter decorrelations [96]. `CosmoMC` includes the support for the 2018 Planck data release [86] (see <http://cosmologist.info/cosmomc/>). Finally, since for point $\alpha = \beta = 0$, the present model becomes the Λ CDM one, as it has already mentioned before, and the likelihood has singular nature as a_m becomes redundant in this case, we switch back to the unmodified `CosmoMC` code for the analysis of this point, to avoid problems.

4. OBSERVATIONAL CONSTRAINTS

In Table II we show the constraints at 68% CL for the cosmological parameters explored in this paper, for different dataset combinations. In Fig. 1 we show instead the 2D contour plots and 1D posterior distribution on some of the most interesting parameters. We are not showing the CMB only constraints because they are bimodal in a_m , i.e. CMB alone is not able to distinguish which is its best value in fitting the data, but we need additional probes to

¹ Note that there is an alternative likelihood for the Planck data, `CamSpec` [87], but they are consistent, as stated clearly from the Planck collaboration.

² Note that there is an updated version of the BAO data [91], but we prefer to keep the combination used in the literature, for a better comparison.

Parameter	Prior
$\Omega_b h^2$	[0.005, 0.1]
$\Omega_c h^2$	[0.005, 0.1]
τ	[0.01, 0.8]
n_s	[0.8, 1.2]
$\log[10^{10} A_s]$	[1.6, 3.9]
$100\theta_{MC}$	[0.5, 10]
α	[0, 30]
β	[0, 30]
a_m	[0, 1]

TABLE I: Flat priors for the cosmological parameters.

TABLE II: 68% CL constraints on the cosmological parameters for the different dataset combinations explored in this work. CMB+all refers to Planck+lensing+BAO+R19+Pantheon.

Parameters	CMB+lensing	CMB+R19	CMB+BAO	CMB+Pantheon	CMB+all
a_m	< 0.276	> 0.830	0.859 ± 0.064	$0.917^{+0.054}_{-0.029}$	$0.851^{+0.048}_{-0.031}$
α	< 17.7	< 8.62	7.3 ± 3.9	< 5.10	< 3.32
β	< 16.7	16.0 ± 7.5	16.1 ± 7.8	$10.6^{+4.4}_{-7.9}$	$7.7^{+2.2}_{-4.7}$
$\Omega_c h^2$	0.1194 ± 0.0014	0.1196 ± 0.0014	0.1201 ± 0.0013	0.1198 ± 0.0014	0.1198 ± 0.0011
$\Omega_b h^2$	0.02243 ± 0.00014	0.02243 ± 0.00016	0.02238 ± 0.00014	0.02240 ± 0.00015	0.02240 ± 0.00014
$100\theta_{MC}$	1.04097 ± 0.00031	1.04096 ± 0.00032	1.04092 ± 0.00030	1.04095 ± 0.00032	1.04093 ± 0.00030
τ	0.0521 ± 0.0076	0.0532 ± 0.0080	$0.0539^{+0.0070}_{-0.0080}$	0.0529 ± 0.0076	0.0521 ± 0.0075
n_s	0.9667 ± 0.0042	0.9665 ± 0.0045	0.9652 ± 0.0043	0.9659 ± 0.0045	0.9655 ± 0.0038
$\ln(10^{10} A_s)$	3.038 ± 0.015	3.041 ± 0.016	3.044 ± 0.016	3.041 ± 0.016	3.039 ± 0.015
H_0 [km/s/Mpc]	> 92.8	74.2 ± 1.4	$71.0^{+2.9}_{-3.8}$	$71.7^{+2.2}_{-3.1}$	70.25 ± 0.78
σ_8	$1.012^{+0.051}_{-0.009}$	0.881 ± 0.018	$0.848^{+0.027}_{-0.034}$	$0.860^{+0.026}_{-0.033}$	0.838 ± 0.011
S_8	$0.752^{+0.009}_{-0.025}$	0.818 ± 0.016	0.826 ± 0.019	0.828 ± 0.016	0.823 ± 0.011
r_{drag}	$147.19^{+0.28}_{-0.26}$	147.14 ± 0.30	147.06 ± 0.29	147.10 ± 0.30	147.10 ± 0.25

broke the degeneracy. Eventually, we will find that CMB+lensing prefers one of the two peaks, while all the other combinations (+BAO, +Pantheon and +R19) prefer the other peak (see Fig. 2). Finally, in Table III we compare the χ^2_{bf} of the best fit of the data for the standard Λ CDM model and the Phantom Crossing. We can see that in all the combinations of data considered here, the Phantom Crossing model improves the $\Delta\chi^2$ with respect to the standard model.

Comparing the constraints on the cosmological parameters reported in Table II for our scenario, with those reported by the Planck collaboration in [34] for a w CDM model, we can see that they are completely in agreement for the CMB+lensing dataset combination (second column). This happens because the scale factor of the transition a_m is consistent with zero, so in agreement with a phantom dark energy like preferred by Planck in a w CDM model. Moreover, both α and β are consistent with 0, i.e. a cosmological constant, within one standard deviation. For CMB+lensing we find that the Hubble constant parameter is almost unconstrained ($H_0 > 75.4$ km/s/Mpc at 95% CL), and $S_8 = 0.752^{+0.009}_{-0.025}$ at 68% CL is completely in agreement within one standard deviation with the combination of the cosmic shear data KiDS+VIKING-450+DES-Y1 [97], while the tension on S_8 is at 3.2σ in a Λ CDM context.

Since the CMB and R19 are in agreement now within 2 standard deviations, we can combine them safely together. The results we obtain for the joint analysis CMB+R19 are reported in the third column of Table II. Here we see that, while α is still consistent with zero within 1σ , we have now $\beta = 16.0 \pm 7.5$ at 68% CL and $a_m > 0.830$ at 68% CL, i.e. consistent with 1.

An interesting result is that obtained combining together CMB and BAO, that is shown in the fourth column of

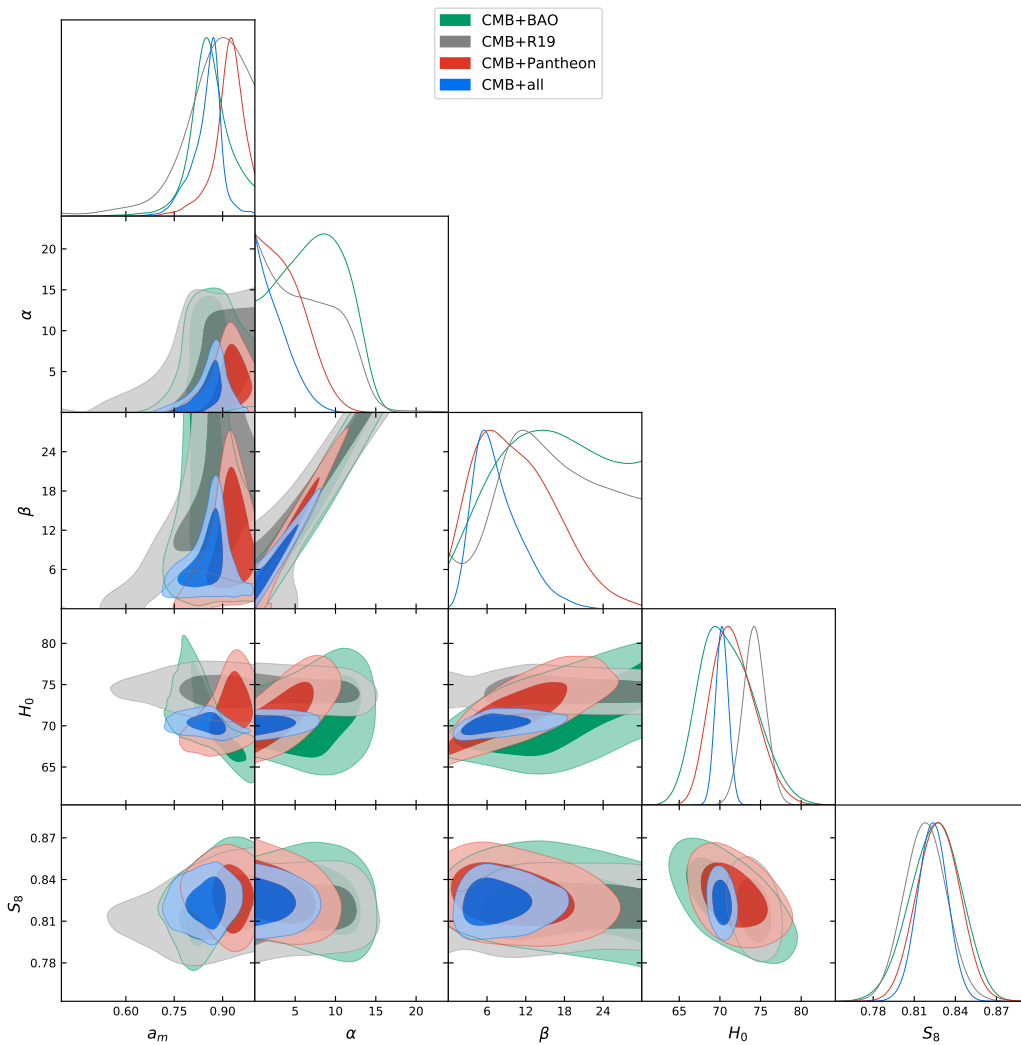


FIG. 1: Triangular plot showing 2D and 1D posterior distributions of some interesting parameters considered in this work. Planck+all refers to Planck+lensing+BAO+R19+Pantheon.

Table II. Here we can see that, on the contrary with respect to many other cosmological scenarios, included a Λ CDM model of which our parametrization is an extension, CMB+BAO gives $H_0 = 71.0^{+2.9}_{-3.8}$ km/s/Mpc at 68% CL. This large Hubble constant value is now perfectly consistent within one standard deviation with the R19 measurement, while all the other cosmological parameters are almost unchanged if compared with a w CDM scenario for the same CMB+BAO data combination. This increase of the H_0 parameter is due to its positive correlation with α and β , and negative with a_m , as we can see in Fig. 1. For the CMB+BAO case we have in fact an indication that all these three parameters are different from the expected values at more than 1σ . In particular we find, at 68% CL, $a_m = 0.859 \pm 0.064$, $\alpha = 7.3 \pm 3.9$ and $\beta = 16.1 \pm 7.8$. Therefore, in this case there is an indication at more than 2σ for a transition in the dark energy density. The constraint on the present day equation of state $w_{DE}(z=0)$ is $-1.61^{+0.60}_{-0.91}$ at 95% CL ruling out the cosmological constant at about 2σ . Given that both CMB and BAO are related to early Universe physics, this shows that a phantom crossing in dark energy sectors alleviates the tension between the early and late Universe determinations of the parameter H_0 . In the left panel of Fig. 3, we show the behaviour of the expansion rate of the Universe for this dataset combination. We can see an excellent agreement with all the latest measurements. This agreement finds confirmation in the χ^2_{bf} (see Table III), where we show that the Phantom Crossing model improves the $\Delta\chi^2$ with respect to the standard Λ CDM model, not only for the Planck+BAO combination, but also for the BAO data alone.

The same interesting larger value of the Hubble constant persists even if we combine CMB and Pantheon data. In this case, as we show in the fifth column of Table II, $H_0 = 71.7^{+2.2}_{-3.1}$ km/s/Mpc at 68% CL, i.e. consistent with R19. As we can see in Fig. 1, it is the positive correlation between H_0 and α and β to shift the Hubble constant towards

TABLE III: χ^2_{bf} s comparison between Λ CDM and Phantom Crossing for the different dataset combinations explored in this work. CMB+all refers to Planck+lensing+BAO+R19+Pantheon.

Λ CDM	CMB+lensing	CMB+R19	CMB+BAO	CMB+Pantheon	CMB+all
$\chi^2_{\text{bf,tot}}$	2782.040	2791.838	2779.712	3807.500	3840.406
$\chi^2_{\text{bf,CMB}}$	2778.122	2768.113	2770.060	2767.697	2779.508
$\chi^2_{\text{bf,lensing}}$	8.981	—	—	—	9.510
$\chi^2_{\text{bf,R19}}$	—	18.117	—	—	16.414
$\chi^2_{\text{bf,BAO}}$	—	—	6.514	—	5.271
$\chi^2_{\text{bf,Pantheon}}$	—	—	—	1035.268	1034.768
Phantom Crossing	CMB+lensing	CMB+R19	CMB+BAO	CMB+Pantheon	CMB+all
$\chi^2_{\text{bf,tot}}$	2776.610	2765.556	2775.204	3805.278	3828.424
$\chi^2_{\text{bf,CMB}}$	2770.124	2762.965	2763.945	2765.943	2775.585
$\chi^2_{\text{bf,lensing}}$	8.145	—	—	—	8.702
$\chi^2_{\text{bf,R19}}$	—	0.307	—	—	8.275
$\chi^2_{\text{bf,BAO}}$	—	—	5.321	—	5.702
$\chi^2_{\text{bf,Pantheon}}$	—	—	—	1036.603	1035.971

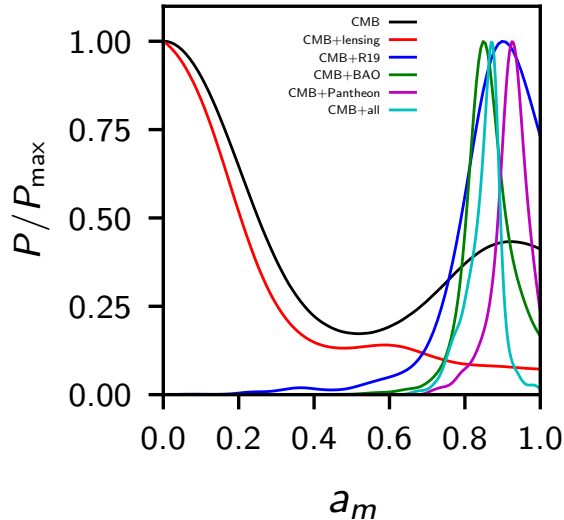


FIG. 2: 1D posterior distribution of a_m for the different dataset combinations explored in this work. CMB+all refers to Planck+lensing+BAO+R19+Pantheon.

higher values, while, on the contrary with respect to the CMB+BAO combination, in this case there is a positive correlation also between H_0 and a_m . For the Dark Energy parameters of our model we find for CMB+Pantheon, at 68% CL, $a_m = 0.917^{+0.054}_{-0.029}$ and $\beta = 10.6^{+4.4}_{-7.9}$, i.e. different from the expected value in a Λ CDM model at more than 1σ , while $\alpha < 5.10$ is consistent with zero.

Given a preference for all the data combination of a large H_0 , we can conclude that this indication is robust irrespective to the combination of data analysed here. For this reason we combine them all together because they are no more in tension. In fact, even the Planck+lensing dataset combination gives $H_0 > 75.4$ km/s/Mpc at 95% CL, i.e. in perfect agreement with R19. The joint result, i.e. CMB+lensing+BAO+Pantheon+R19, is displayed in the last column of Table II, where we see $H_0 = 70.25 \pm 0.78$ km/s/Mpc at 68% CL, reducing the tension with R19 at 2.3

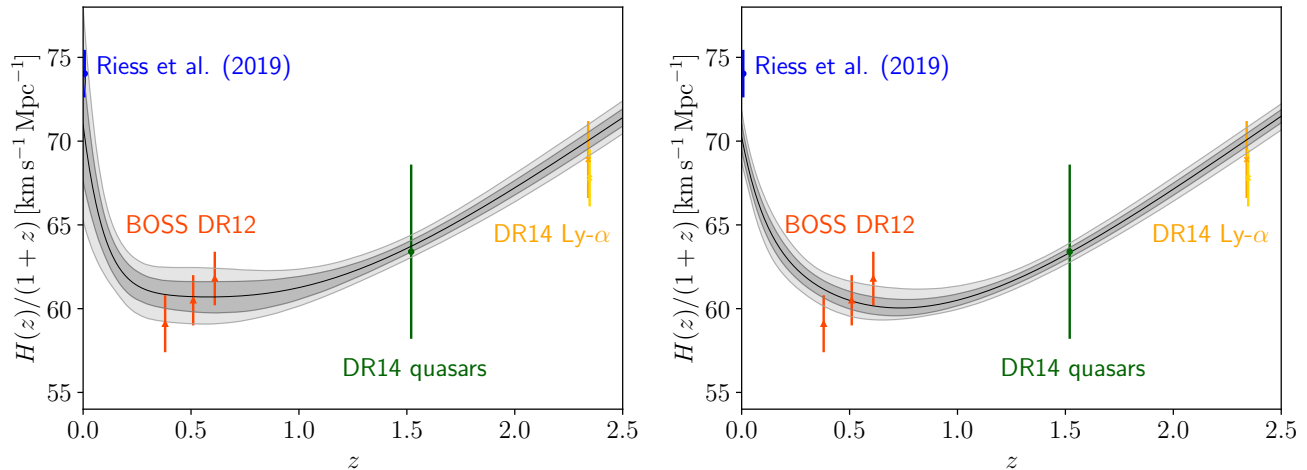


FIG. 3: Behaviour of $H(z)/(1+z)$ for the combinations CMB+BAO (on the left) and CMB+all (on the right). Observational data points of local measurement of H_0 by Riess et al.[33], BOSS DR12 [90], BOSS DR14 quasars [98], BOSS DR14 Ly- α [99, 100] are also shown.

standard deviations. In the right panel of Fig. 3, we show the behaviour of the expansion rate of the Universe for this combination. Also in this case, we can see a good agreement with all the latest measurements of BAO. However, even if for this dataset combination we have a slightly lower $S_8 = 0.823 \pm 0.011$ at 68% CL, the tension with the cosmic shear data KiDS+VIKING-450+DES-Y1 [97] is still at 3.1σ . For the joint case we find, at 68% CL, $a_m = 0.851^{+0.048}_{-0.031}$ and $\beta = 7.7^{+2.2}_{-4.7}$, i.e. they are different from the expected value in a Λ CDM scenario at more than 2σ because highly non-gaussian, while $\alpha < 3.32$ at 68% CL is consistent with zero. Therefore, a robust indication at more than 2σ for a transition in the dark energy density is suggested by the data. The constraint on the present day equation of state $w_{DE}(z=0)$ is $-1.33^{+0.31}_{-0.42}$ at 95% CL, ruling out the cosmological constant at more than 2σ . Finally, if we look at the χ^2_{bf} in Table III, we can see that the Phantom Crossing model improves significantly the total $\Delta\chi^2$ we had for the standard Λ CDM model.

From the constraints on r_d in Table 3 for different data combinations, especially for CMB+BAO combination, we can say that we agree with BAO data, as well as larger H_0 value, even if we don't change r_d as constrained by Planck for Λ CDM. This may be due to non-monotonic dark energy evolution in late time.

It is also not difficult to check that $\rho_{DE}(z)$ for the constrained parameter space can become negative for some redshifts and this is consistent with earlier results by [29, 83–85]. Negative $\rho_{DE}(z)$ at some earlier time may help to reduce the Hubble tension.

Additionally, to perform a model comparison, we compute the Bayesian evidence and we show the results in Table IV. This allow us to quantify which model fits better the data between Λ CDM and Phantom Crossing. We use the publicly available cosmological code `MCEvidence`³. We will have that for negative (positive) values of the Bayes factor $\ln B_{ij}$, the Λ CDM (Phantom Crossing) is the preferred model. To interpret the results, we will refer to the revised Jeffreys scale by Kass and Raftery as in Ref. [103]. Therefore, we will have for $0 \leq |\ln B_{ij}| < 1$ a Weak evidence, for $1 \leq |\ln B_{ij}| < 3$ a Definite evidence, for $3 \leq |\ln B_{ij}| < 5$ a Strong evidence, and for $|\ln B_{ij}| \geq 5$ a Very Strong evidence for one model versus the second one. Looking at the Table IV we can see that we have a Very Strong Evidence for the Phantom Crossing for CMB+R19, while the Λ CDM model is preferred for all the other dataset combinations.

5. CONCLUSION

In this work, we consider a dark energy behaviour with phantom crossing and confront it with different observational data including the latest CMB data from Planck. We do not consider any specific theoretical set up involving fields

³ github.com/yabebalFantaye/MCEvidence [101, 102].

TABLE IV: The table shows the values of $\ln B_{ij}$ calculated for the Phantom Crossing model with respect to the Λ CDM scenario. The negative value in $\ln B_{ij}$ indicates that there is a preference for Λ CDM against the Phantom Crossing, while the positive a preference for the Phantom Crossing.

Data	$\ln B_{ij}$
CMB	0.30
CMB+lensing	0.13
CMB+R19	6.91
CMB+BAO	-2.29
CMB+Pantheon	-4.46
CMB+all	-1.75

but rather we approach it in a general way where we assume that the dark energy density should have an extrema at a particular scale factor a_m for phantom crossing. If $a_m < 1$, this crossing happens before the present day. We Taylor expand the dark energy density around this extrema and check whether the observational data is consistent with $a_m < 1$. We find that a combination of observational data including that from Planck is indeed consistent with $a_m < 1$ confirming the presence of phantom crossing. Moreover the phantom crossing also helps to alleviate the H_0 tension between low and high redshift observations. The CMB+BAO combination which represents early Universe physics, gives a constraint $H_0 = 71.0_{-3.8}^{+2.9}$ km/s/Mpc at 68% CL for model with phantom crossing which is fully in agreement with the local measurement of H_0 by R19. Moreover, constraints on different parameters including H_0 for different combination of data are consistent to each other and allows us to combine all the data. For the combination of all data, the phantom crossing is observed at more than 2σ and the constraint on H_0 is $H_0 = 70.25 \pm 0.78$ km/s/Mpc at 68% CL, which is in tension with R19 at 2.3 standard deviation, much lower than the present tension with Λ CDM and many other dark energy models, suggesting a formidable alleviation of the Hubble tension with phantom crossing. Finally, in Table III we can see that the Phantom Crossing fits better than Λ CDM the full dataset combination, improving the χ_{bf}^2 .

Acknowledgments

EDV acknowledges the support of the Addison-Wheeler Fellowship awarded by the Institute of Advanced Study at Durham University. AM acknowledges the financial support from the Science and Engineering Research Board (SERB), Department of Science and Technology, Government of India as a National Post-Doctoral Fellow (NPDF, File no. PDF/2018/001859). AAS acknowledges funding from DST-SERB, Govt of India, under the project NO. MTR/2019/000599. The authors also thank Ruchika for computational help.

-
- [1] A. G. Riess *et al.* [Supernova Search Team], *Astron. J.* **116**, 1009 (1998).
 - [2] S. Perlmutter *et al.* [Supernova Cosmology Project Collaboration], *Astrophys. J.* **517**, 565 (1999).
 - [3] K. Bamba, S. Capozziello, S. Nojiri and S. D. Odintsov, *Astrophys. Space Sci.* **342**, 155 (2012).
 - [4] S. M. Carroll, *Living Rev. Rel.* **4**, 1 (2001).
 - [5] P. J. E. Peebles and B. Ratra, *Rev. Mod. Phys.* **75**, 559 (2003).
 - [6] T. Padmanabhan, *Phys. Rept.* **380**, 235 (2003).
 - [7] E. J. Copeland, M. Sami and S. Tsujikawa, *Int. J. Mod. Phys. D* **15**, 1753 (2006).
 - [8] A. Y. Kamenshchik, U. Moschella and V. Pasquier, *Phys. Lett. B* **511**, 265 (2001).
 - [9] M. C. Bento, O. Bertolami and A. A. Sen, *Phys. Rev. D* **66**, 043507 (2002).
 - [10] Y. Akrami *et al.* [Planck], [arXiv:1807.06205 [astro-ph.CO]].
 - [11] N. Suzuki *et al.*, *Astrophys. J.* **746**, 85 (2012).
 - [12] K. S. Dawson *et al.*, *Astron. J.* **145**, 10 (2012).
 - [13] S. Alam *et al.* (SDSS-III Collaboration), *Astrophys. J. Suppl. Ser.* **219**, 12 (2015).
 - [14] A. Vikman, *Phys. Rev. D* **71**, 023515 (2005).
 - [15] S. Nojiri and S. D. Odintsov, *Phys. Rev. D* **72**, 023003 (2005).
 - [16] S. Nojiri and S. D. Odintsov, *Gen. Rel. Grav.* **38**, 1285 (2006).
 - [17] S. Nojiri and S. D. Odintsov, *Phys. Lett. B* **637**, 139 (2006).
 - [18] K. Bamba, C. Q. Geng, S. Nojiri and S. D. Odintsov, *Phys. Rev. D* **79**, 083014 (2009).

- [19] Luisa G. Jaime, M. Jaber, and Celia Escamilla-Rivera, *Phys. Rev. D* **98**, 083530 (2018).
- [20] Emmanuel N. Saridakis, *Class. Quant. Grav.* **30**, 075003 (2013).
- [21] L. P. Chimento, M. I. Forte, R. Lazkoz and M. G. Richarte, *Phys. Rev. D* **79**, 043502 (2009).
- [22] W. Hu, *Phys. Rev. D* **71**, 047301 (2005).
- [23] H. Wei and R. G. Cai, *Phys. Lett. B* **634**, 9 (2006).
- [24] C. Deffayet, O. Pujolas, I. Sawicki and A. Vikman, *JCAP* **10**, 026 (2010).
- [25] J. Matsumoto, *Phys. Rev. D* **97**, 123538 (2018).
- [26] S. Nesseris and L. Perivolaropoulos, *JCAP* **01**, 018 (2007).
- [27] W. Fang, W. Hu and A. Lewis, *Phys. Rev. D* **78**, 087303 (2008).
- [28] D. L. Shafer and D. Huterer, *Phys. Rev. D* **89**, 063510 (2014).
- [29] Y. Wang, L. Pogosian, G. B. Zhao and A. Zucca, *Astrophys. J. Lett.* **869**, L8 (2018).
- [30] G.-B. Zhao, R. G. Crittenden, L. Pogosian and X. Zhang, *Phys. Rev. Lett.* **109**, 171301 (2012).
- [31] G.-B. Zhao et al. *Nat. Astron.* **1**, 627 (2017).
- [32] S. Capozziello, Ruchika and A. A. Sen, *Mon. Not. Roy. Astron. Soc.* **484** 4484 (2019).
- [33] A. G. Riess, S. Casertano, W. Yuan, L. M. Macri and D. Scolnic, *Astrophys. J.* **876**, 85 (2019).
- [34] N. Aghanim *et al.* [Planck Collaboration], arXiv:1807.06209 [astro-ph.CO].
- [35] E. Di Valentino, A. Melchiorri and J. Silk, *Phys. Lett. B* **761**, 242 (2016).
- [36] J. L. Bernal, L. Verde and A. G. Riess, *JCAP* **1610**, 019 (2016).
- [37] S. Kumar and R. C. Nunes, *Phys. Rev. D* **94**, 123511 (2016).
- [38] S. Kumar and R. C. Nunes, *Phys. Rev. D* **96**, 103511 (2017).
- [39] E. Di Valentino, A. Melchiorri and O. Mena, *Phys. Rev. D* **96**, 043503 (2017).
- [40] E. Di Valentino, C. Bøehm, E. Hivon and F. R. Bouchet, *Phys. Rev. D* **97**, 043513 (2018).
- [41] E. Di Valentino, E. V. Linder and A. Melchiorri, *Phys. Rev. D* **97**, 043528 (2018).
- [42] E. Di Valentino, A. Melchiorri, E. V. Linder and J. Silk, *Phys. Rev. D* **96**, 023523 (2017).
- [43] J. Solà, A. Gómez-Valent and J. de Cruz Pérez, *Phys. Lett. B* **774**, 317 (2017).
- [44] R. C. Nunes, *JCAP* **1805**, 052 (2018).
- [45] W. Yang, S. Pan, E. Di Valentino, R. C. Nunes, S. Vagnozzi and D. F. Mota, *JCAP* **1809**, 019 (2018).
- [46] W. Yang, A. Mukherjee, E. Di Valentino and S. Pan, *Phys. Rev. D* **98**, 123527 (2018).
- [47] W. Yang, S. Pan, E. Di Valentino, E. N. Saridakis and S. Chakraborty, *Phys. Rev. D* **99**, 043543 (2019).
- [48] V. Poulin, T. L. Smith, T. Karwal and M. Kamionkowski, *Phys. Rev. Lett.* **122**, 221301 (2019).
- [49] E. Mörtzell and S. Dhawan, *JCAP* **1809**, 025 (2018).
- [50] M. Martinelli, N. B. Hogg, S. Peirone, M. Bruni and D. Wands, *Mon. Not. Roy. Astron. Soc.* **488**, 3423 (2019).
- [51] K. Vattis, S. M. Koushiappas and A. Loeb, *Phys. Rev. D* **99**, 121302 (2019).
- [52] S. Kumar, R. C. Nunes and S. K. Yadav, *Eur. Phys. J. C* **79**, 576 (2019).
- [53] P. Agrawal, F. Y. Cyr-Racine, D. Pinner and L. Randall, arXiv:1904.01016 [astro-ph.CO].
- [54] W. Yang, S. Pan, E. Di Valentino, A. Paliathanasis and J. Lu, *Phys. Rev. D* **100**, 103518 (2019).
- [55] W. Yang, O. Mena, S. Pan and E. Di Valentino, *Phys. Rev. D* **100**, 083509 (2019).
- [56] E. Di Valentino, R. Z. Ferreira, L. Visinelli and U. Danielsson, *Phys. Dark Univ.* **26**, 100385 (2019).
- [57] S. Pan, W. Yang, E. Di Valentino, E. N. Saridakis and S. Chakraborty, *Phys. Rev. D* **100**, 103520 (2019).
- [58] M. Martinelli and I. Tutusaus, *Symmetry* **11**, 986 (2019).
- [59] S. Pan, W. Yang, E. Di Valentino, A. Shafieloo and S. Chakraborty, *JCAP* **06**, 062 (2020).
- [60] E. Di Valentino, A. Melchiorri and J. Silk, *JCAP* **2001**, 013 (2020).
- [61] E. Di Valentino, A. Melchiorri, O. Mena and S. Vagnozzi, *Phys. Dark Univ.* **30**, 100666 (2020).
- [62] E. Di Valentino, A. Melchiorri, O. Mena and S. Vagnozzi, *Phys. Rev. D* **101**, 063502 (2020).
- [63] E. Ó. Colgáin and H. Yavartanoo, *Phys. Lett. B* **797**, 134907 (2019).
- [64] J. Alcaniz, N. Bernal, A. Masiero and F. S. Queiroz, [arXiv:1912.05563 [astro-ph.CO]].
- [65] S. Pan, W. Yang, C. Singha and E. N. Saridakis, *Phys. Rev. D* **100**, 083539 (2019).
- [66] K. V. Berghaus and T. Karwal, *Phys. Rev. D* **101**, 083537 (2020).
- [67] L. Knox and M. Millea, *Phys. Rev. D* **101**, 043533 (2020).
- [68] K. L. Pandey, T. Karwal and S. Das, *JCAP* **07**, 026 (2020).
- [69] S. Adhikari and D. Huterer, *Phys. Dark Univ.* **28**, 100539 (2020).
- [70] L. Hart and J. Chluba, *Mon. Not. Roy. Astron. Soc.* **493**, 3255 (2020).
- [71] K. Liao, A. Shafieloo, R. E. Keeley and E. V. Linder, arXiv:2002.10605 [astro-ph.CO].
- [72] G. Benevento, W. Hu and M. Raveri, *Astrophys. J. Lett.* **895**, L29 (2020).
- [73] S. Vagnozzi, *Phys. Rev. D* **102**, 023518 (2020).
- [74] A. Chudaykin, D. Gorbunov and N. Nedelko, *JCAP* **08**, 013 (2020).
- [75] G. Alestas, L. Kazantzidis and L. Perivolaropoulos, *Phys. Rev. D* **101**, 123516 (2020).
- [76] D. Wang and D. Mota, *Phys. Rev. D* **102**, 063530 (2020).
- [77] N. Blinov and G. Marques-Tavares, *JCAP* **09**, 029 (2020).
- [78] E. Di Valentino, L. A. Anchordoqui, O. Akarsu, Y. Ali-Haimoud, L. Amendola, N. Arendse, M. Asgari, M. Ballardini, S. Basilakos and E. Battistelli, *et al.* [arXiv:2008.11284 [astro-ph.CO]].
- [79] E. Di Valentino, O. Mena, S. Pan, L. Visinelli, W. Yang, A. Melchiorri, D. F. Mota, A. G. Riess and J. Silk, [arXiv:2103.01183 [astro-ph.CO]].

- [80] G. Alestas, L. Kazantzidis, L. Perivolaropoulos, arXiv:2012.13932 [astro-ph.CO].
- [81] D. Camarena, and V. Marra, arXiv:2101.08641[astro-ph.CO].
- [82] A. A. Sen, Phys. Rev. D **77**, 043508, (2008).
- [83] T. Delubac *et al.* [BOSS], Astron. Astrophys. **574**, A59 (2015).
- [84] V. Poulin, K. K. Boddy, S. Bird and M. Kamionkowski, Phys. Rev. D **97**, 123504 (2018).
- [85] K. Dutta, Ruchika, A. Roy, A. A. Sen and M. M. Sheikh-Jabbari, Gen. Rel. Grav. **52**, 15 (2020).
- [86] N. Aghanim *et al.* [Planck Collaboration], arXiv:1907.12875 [astro-ph.CO].
- [87] G. Efstathiou and S. Gratton, [arXiv:1910.00483 [astro-ph.CO]].
- [88] F. Beutler *et al.*, Mon. Not. Roy. Astron. Soc. **416**, 3017 (2011).
- [89] A. J. Ross, L. Samushia, C. Howlett, W. J. Percival, A. Burden and M. Manera, Mon. Not. Roy. Astron. Soc. **449**, 835 (2015).
- [90] S. Alam *et al.* [BOSS Collaboration], Mon. Not. Roy. Astron. Soc. **470**, 2617 (2017).
- [91] A. de Mattia, V. Ruhlmann-Kleider, A. Raichoor, A. J. Ross, A. Tamone, C. Zhao, S. Alam, S. Avila, E. Burtin and J. Bautista, *et al.* doi:10.1093/mnras/staa3891 [arXiv:2007.09008 [astro-ph.CO]].
- [92] D. M. Scolnic *et al.*, Astrophys. J. **859**, 101 (2018).
- [93] N. Aghanim *et al.* [Planck Collaboration], arXiv:1807.06210 [astro-ph.CO].
- [94] A. Lewis and S. Bridle, Phys. Rev. D **66**, 103511 (2002).
- [95] A. Gelman and D. Rubin, Statistical Science **7**, 457 (1992).
- [96] A. Lewis, Phys. Rev. D **87**, 103529 (2013).
- [97] M. Asgari *et al.*, Astron. Astrophys. **634**, A127 (2020).
- [98] P. Zarrouk *et al.*, Mon. Not. Roy. Astron. Soc. **477**, 1639 (2018).
- [99] V. de S. Agathe *et al.*, Astron. Astrophys. **629**, A85 (2019).
- [100] M. Blomqvist *et al.*, Astron. Astrophys. **629**, A86 (2019).
- [101] A. Heavens, Y. Fantaye, E. Sellentin, H. Eggers, Z. Hosenie, S. Kroon and A. Mootoovaloo, Phys. Rev. Lett. **119**, no.10, 101301 (2017) doi:10.1103/PhysRevLett.119.101301 [arXiv:1704.03467 [astro-ph.CO]].
- [102] A. Heavens, Y. Fantaye, A. Mootoovaloo, H. Eggers, Z. Hosenie, S. Kroon and E. Sellentin, [arXiv:1704.03472 [stat.CO]].
- [103] R. E. Kass and A. E. Raftery, J. Am. Statist. Assoc. **90**, no.430, 773-795 (1995) doi:10.1080/01621459.1995.10476572