

Probabilistically Shaped 4-PAM for Short-Reach IM/DD Links with a Peak Power Constraint

Thomas Wiegart, *Student Member, IEEE*, Francesco Da Ros, *Senior Member, IEEE*, Metodi Plamenov Yankov, *Member, IEEE*, Fabian Steiner, *Student Member, IEEE*, Simone Gaiarin, *Member, IEEE*, Richard D. Wesel, *Senior Member, IEEE*

Abstract—Probabilistic shaping for intensity modulation and direct detection (IM/DD) links is discussed and a peak power constraint determined by the limited modulation extinction ratio (ER) of optical modulators is introduced. The input distribution of 4-ary unipolar pulse amplitude modulation (PAM) symbols is optimized for short-reach transmission links without optical amplification nor in-line dispersion compensation. The resulting distribution is symmetric around its mean allowing to use probabilistic amplitude shaping (PAS) to generate symbols that are protected by forward error correction (FEC) and that have the optimal input distribution. The numerical analysis is confirmed experimentally for both an additive white Gaussian noise (AWGN) channel and a fiber channel, showing gains in transmission reach and transmission rate, as well as rate adaptability.

Index Terms—Probabilistic Shaping, 4-PAM, Intensity Modulation, Direct Detection, Peak Power Constraint

I. INTRODUCTION

Noncoherent transceivers based on intensity modulation (IM) and direct detection (DD) are currently the preferred choice for short reach links, e.g., data center interconnects or metro connections up to 100 km. Here the key requirements are low power consumption, low complexity, low cost, and minimum latency [1]. As a result, short reach links focus on avoiding energy-hungry optical amplifiers and in-line optical dispersion compensation which decreases the latency and the power budget of the system.

Recently, probabilistic shaping (PS) and especially probabilistic amplitude shaping (PAS) [2], [3] received broad interest from academia and industry for coherent optical communications. PAS enables rate adaptation and a performance close to the Shannon limit. PAS is compatible with standard forward-error correction (FEC) schemes, but requires a symmetric input distribution to synthesize the optimal distribution after FEC encoding. Most works apply PS to an average power constrained additive white Gaussian (AWGN) channel with quadrature-amplitude modulation (QAM). Only recently, PS has started being investigated for IM/DD transmission, which imposes a non-negativity constraint on the channel input X ,

as it is used to modulate the intensity of the electric field. In this case, an average (optical) power constraint is expressed as $E[X]$ [4], and the resulting optimal input distribution is asymmetric (e.g., [5]) so that PAS can not be employed directly.

In [5], the authors considered 4-ary pulse-amplitude modulation (PAM), optimized the input distribution and analyzed achievable rates for 56 GBaud transmission. This first experimental demonstration included both optical amplification and in-line dispersion compensation. Under these conditions, an average-power constraint was applied in the PS optimization, resulting in an exponential distribution that yields close to optimal performance. However, no coded results are provided. By using optical amplification, the system was not limited by the ER of the optical modulator, which normally limits the launch power in practical transmission scenarios, thus justifying the average-power constraint. PS for similar setups including optical amplifiers has recently also been considered in, e.g., [6], [7].

In [8] and [9], instead, the authors consider 4-PAM and 8-PAM for un-amplified transmission. They propose to slightly modify the exponential distribution and assign the same probability to two symbols such that using PAS for FEC integration is possible. Improvements in receiver sensitivity of approximately 1 dB are observed. However, the additional modulator loss for the PS modulation format is not taken into account. As the authors point out in [8], operating the PS modulation format with the same ER as the uniform modulation format leads to a reduction in launch power by 1.5 dB. Overall, the reduction of launch power is higher than the gain in receiver sensitivity and thus PS with an exponential-like distribution effectively shortens the reach. The reduced launch power for the exponential-like distribution optimized with an average power constraint can not be compensated in the absence of an optical amplifier.

In this work, we investigate PS for practical IM/DD links with no optical amplifiers nor optical dispersion compensation. Unlike previous works, we introduce a peak power constraint in the PS optimization. The peak-power constraint originates from the need to avoid increasing the optical loss in the Mach Zehnder modulator (MZM) due to its limited ER. The same peak-to-peak driving voltage is considered for both uniform and PS formats and similar optical loss are therefore targeted to avoid penalizing the PS modulation. This approach is even more relevant when alternative modulation schemes are considered, e.g., directly modulated lasers or electro-absorption

T. Wiegart and F. Steiner are with the Institute for Communications Engineering, Technical University of Munich (TUM). E-Mail(s): {thomas.wiegart, fabian.steiner}@tum.de

F. Da Ros, M. P. Yankov, and S. Gaiarin are with DTU Fotonik, Technical University of Denmark (DTU). E-Mail(s): {fdro, meya, simga}@fotonik.dtu.dk

R. Wesel is with the Communications System Laboratory, University of California Los Angeles (UCLA).

E-Mail: wesel@ucla.edu.

modulated lasers [10].

The peak power constraint implies that the optimal distribution is discrete with a finite number of mass points [11]. The optimization of the achievable rate for symbol-metric decoding (SMD) and bit-metric decoding (BMD) shows that the optimal distribution is symmetric around $E[X]$ and is fundamentally different from the ones suggested previously (e.g., [8]). We discuss potential gains using a linear AWGN model first and conduct optical back-to-back (B2B), i.e., AWGN channel, and realistic transmission experiments for 4-PAM transmission with symbol rates between 8 GBaud and 32 GBaud.

The remaining of the paper is organized as follows. In Section II the model of the extinction ratio constrained IM/DD system is introduced, and the PS optimization is discussed showing achievable bit- and symbol- metric decoding performance. In Section III the setup used for the experimental validation is described and the measurement results are reported. In Section IV the main conclusions are drawn.

II. SYSTEM MODEL

The IM/DD link is modeled by

$$Y = \left| \sqrt{|X|} + N_{\text{opt}} \right|^2 + N_{\text{el}} \quad (1)$$

where N_{opt} and N_{el} denote additive noise in the optical and electrical domain, respectively, and the random variable (RV) X denoting the transmit symbol has alphabet $\mathcal{X} = \{0, 1, 2, 3\}$. As X is modulated onto the intensity (i.e., the power) of the optical signal, the optical amplitude is proportional to the square root of the absolute value of X . At the receiver, square-law detection is performed, i.e., one obtains an electrical current proportional to the squared absolute value of the impinging optical amplitude. Due to typically low transmit powers of IM/DD systems, the Kerr nonlinearity of the fiber was neglected. This model also does not capture the impact of chromatic dispersion (CD). We will discuss the validity of this model based on the experimental results in Sec. III.

In this paper, we consider un-amplified links and the signal laser has an optical SNR in excess of 45 dB. The noise contributions are thus dominated by electrical noise sources, e.g., electrical transmitter and receiver amplifiers, digital-to-analog and analog-to-digital converter noise. By neglecting the optical noise contributions, the system model simplifies to a linear AWGN model of the form

$$Y = |X| + N_{\text{el}} \quad (2)$$

where N_{el} is a Gaussian distributed RV with zero mean and variance σ^2 . In order to ensure a fair comparison, we aim for the same ER for uniform and shaped signaling, i.e., the MZM is operated with the same peak-to-peak driving voltage for both modes. Thus we have a peak power constraint on the input signal X , which is implicitly included in the model by constraining X to the set \mathcal{X} . We define the peak-signal-to-noise ratio (PSNR) in the electrical domain as

$$\text{PSNR} = \frac{\max\{\mathcal{X}\}^2}{\sigma^2} = \frac{3^2}{\sigma^2}. \quad (3)$$

Depending on the FEC architecture, either SMD or BMD metrics are relevant [12]. For BMD we label each constellation

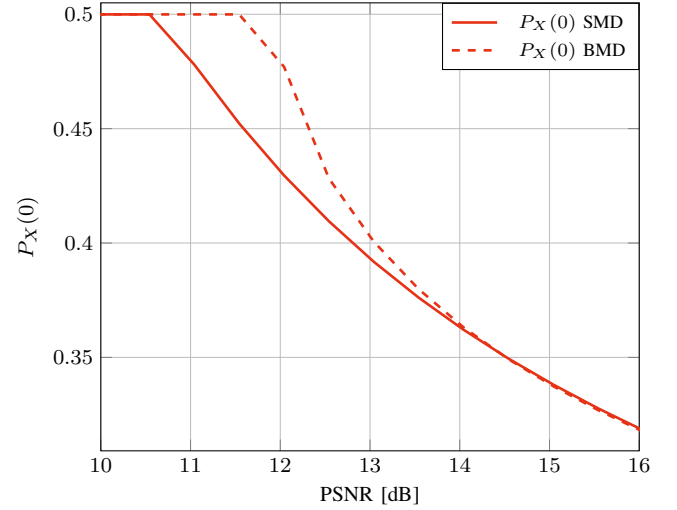


Fig. 1. Optimal $P_X(0)$ for SMD and BMD. If $P_X(0) = 0.5$, this corresponds to OOK signalling, whereas $P_X(0) < 0.5$ is 4-PAM signalling.

point $x \in \mathcal{X}$ with a two bit binary label, $x \mapsto \mathbf{b} = (b_1 b_2)$. A binary reflected Gray code [13] performs well. To find the optimal distribution for PS, we solve the problem

$$\max_{P_X} R_{\text{SMD/BMD}} \quad \text{subject to} \quad X \in \mathcal{X} \quad (4)$$

where

$$R_{\text{SMD}} = I(X; Y)$$

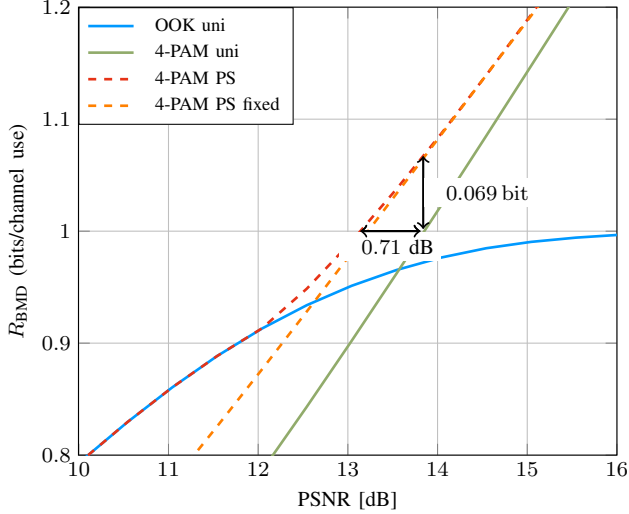
and

$$R_{\text{BMD}} = \left[H(X) - \sum_{k=1}^2 H(B_k|Y) \right]^+$$

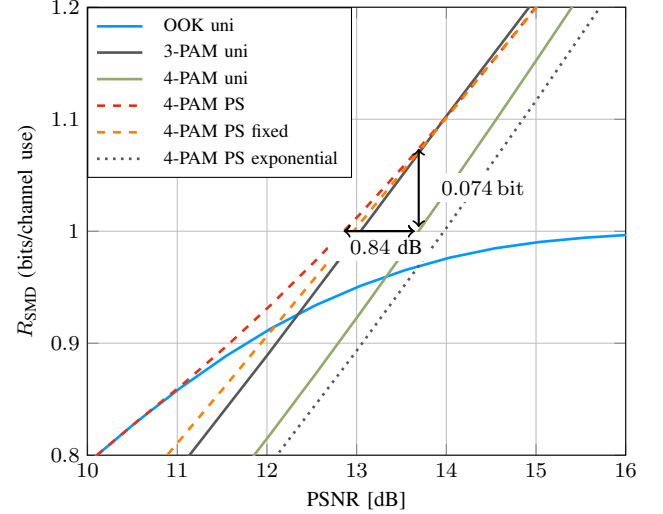
with $[\cdot]^+ = \max(0, \cdot)$ and where $I(\cdot; \cdot)$ denotes mutual information (MI), $H(\cdot)$ denotes entropy and $H(\cdot|\cdot)$ denotes conditional entropy. The constraint $x \in \mathcal{X}$ is equivalent to a peak power constraint and a uniform spacing constraint on the signaling points. Using a similar approach as in [14, Proposition 2.3] and exploiting the fact that the mutual information is invariant with regard to a shift in the input constellation, it can be shown that the optimal distribution is symmetric around its mean $E[X]$. For 4-PAM and fixed mass point locations in \mathcal{X} , the optimization (4) boils down to a linesearch over a single parameter, namely the probability $P_X(0) \in [0, 0.5]$, as $P_X(3) = P_X(0)$ and $P_X(1) = P_X(2) = (1 - 2 \cdot P_X(0))/2$.

The optimal $P_X(0)$ is shown in Fig. 1 for SMD and BMD. The plot also indicates the optimal constellation cardinality for each noise power. For low noise powers, $P_X(0) = 0.5$ indicates that the optimal signaling uses a constellation with two mass points only, i.e., OOK. The optimal constellation cardinality depends on the decoding metric: for BMD, the operation range of OOK is larger than for SMD.

The corresponding achievable rates for uniform and optimized PS signaling are shown in Figs. 2a and 2b for BMD and SMD, respectively. We observe a gain of 0.83 dB in SNR for PS with SMD at 1.0 bits/channel use (bpcu). For BMD, the gain is 0.71 dB. We also depict the achievable rates for the distribution $P_X = (0.35, 0.15, 0.15, 0.35)$ (“4-PAM PS fixed” in the legend) which will be used in the optical experiment



(a) Achievable rates with BMD.



(b) Achievable rates with SMD.

Fig. 2. Achievable rates assuming the linear system model (2) and using BMD (a) and SMD (b), respectively.

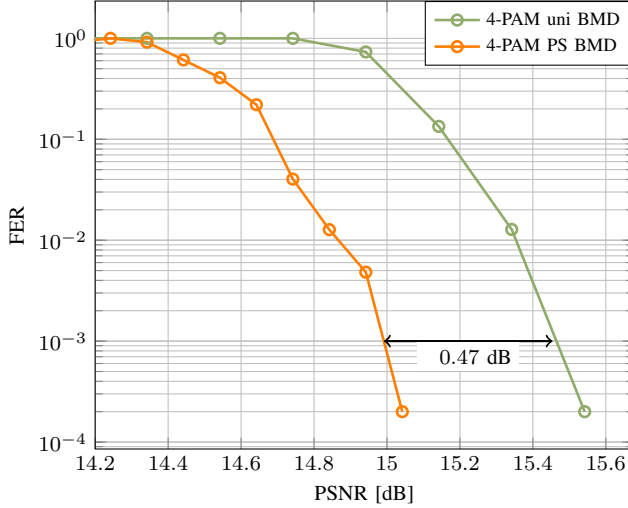


Fig. 3. Coded results for 4-PAM assuming the linear system model.

of Sec. III. As can be inferred from Fig. 2, this P_X is close to the optimal one for the targeted operation point. Here, the gain for BMD is 0.63 dB at a rate of 1.0 bpcu. Compared to the bipolar setting (see [2, Table 3]), BMD with PS exhibits a non-negligible gap to SMD for the unipolar case. The gap between SMD and BMD can be closed by using a non-binary FEC code or using a binary FEC code with multi-level coding and multi-stage decoding [15].

As the optimal input distribution P_X is symmetric around $E[X]$, we can use PAS with FEC. This is in contrast to previous works [5], [8] where an average power constraint is considered and the best distribution is asymmetric.

The exponential distribution from [5], optimized for an average power constraint, is also shown in Fig. 2b as reference (“4-PAM PS exponential”). The achievable rate for such a distribution under a realistic peak power constraint is even lower than in the uniform case.

We validate the information theoretic results of Fig. 2 through finite length simulations with low-density parity-check (LDPC) codes in Fig. 3. The LDPC code has degree 3 variable nodes (VNs) and a blocklength of around 10^4 bits. The uniform scenario uses a rate 1/2 code (100% OH), while the PS scenario uses a rate 0.56 (78% OH) code with PAS and constant composition distribution matching (CCDM) [16]. We use sum-product decoding with 50 iterations. At a frame error rate (FER) of 10^{-3} , we observe a gain of 0.47 dB. Tailored code designs, e.g., [17], can further improve the performance.

Although the achievable gains in terms of power efficiency are smaller in a peak-power limited non-coherent setting compared to average-power limited coherent transmission, we emphasize that probabilistic shaping can also be used to introduce rate adaptivity to the transmission system, by adjusting the shaping and FEC overheads. In particular, one can operate 4-PAM at PSNR levels where (uniform) 3-PAM (see black curve in Fig. 2b) would be used. By operating with 4-PAM instead of 3-PAM, an easier integration with binary FEC and binary input data is possible.

III. EXPERIMENTAL SETUP AND RESULTS

The experimental setup is shown in Fig. 4a. Uniform or shaped (with the distribution shown in Fig. 4b) 4-PAM sequences are generated, rectangular pulse shaping is applied and the time domain waveforms are loaded into an arbitrary waveform generator (AWG, 64 GSa/symbol). The AWG output is amplified and used to drive a MZM in order to encode the 4-PAM signal onto an optical carrier from an external cavity laser at 1550 nm. The peak-to-peak driving voltage has been kept constant for all constellation shapes considered and was chosen to operate the MZM in the linear regime. Two scenarios have been investigated, a B2B configuration where the received power was varied via a variable optical attenuator (VOA) and a transmission scenario where different lengths of SSMF ($\alpha = 0.2$ dB/km, $D = 17$ ps/nm · km) were

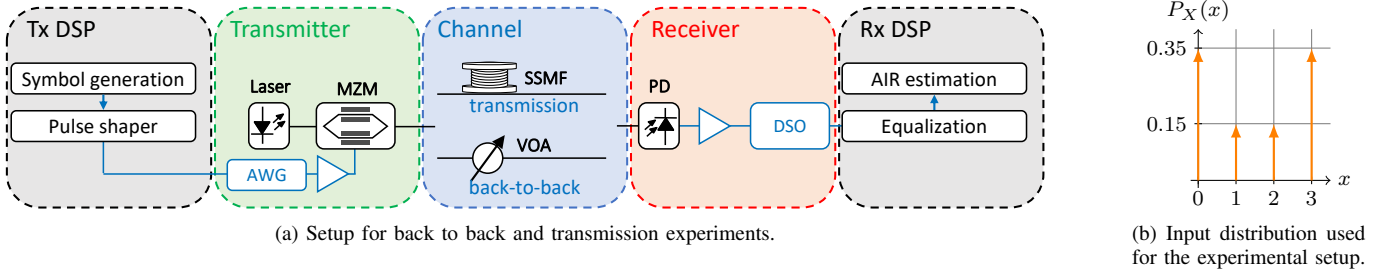


Fig. 4. Experimental setup and optimized input distribution.

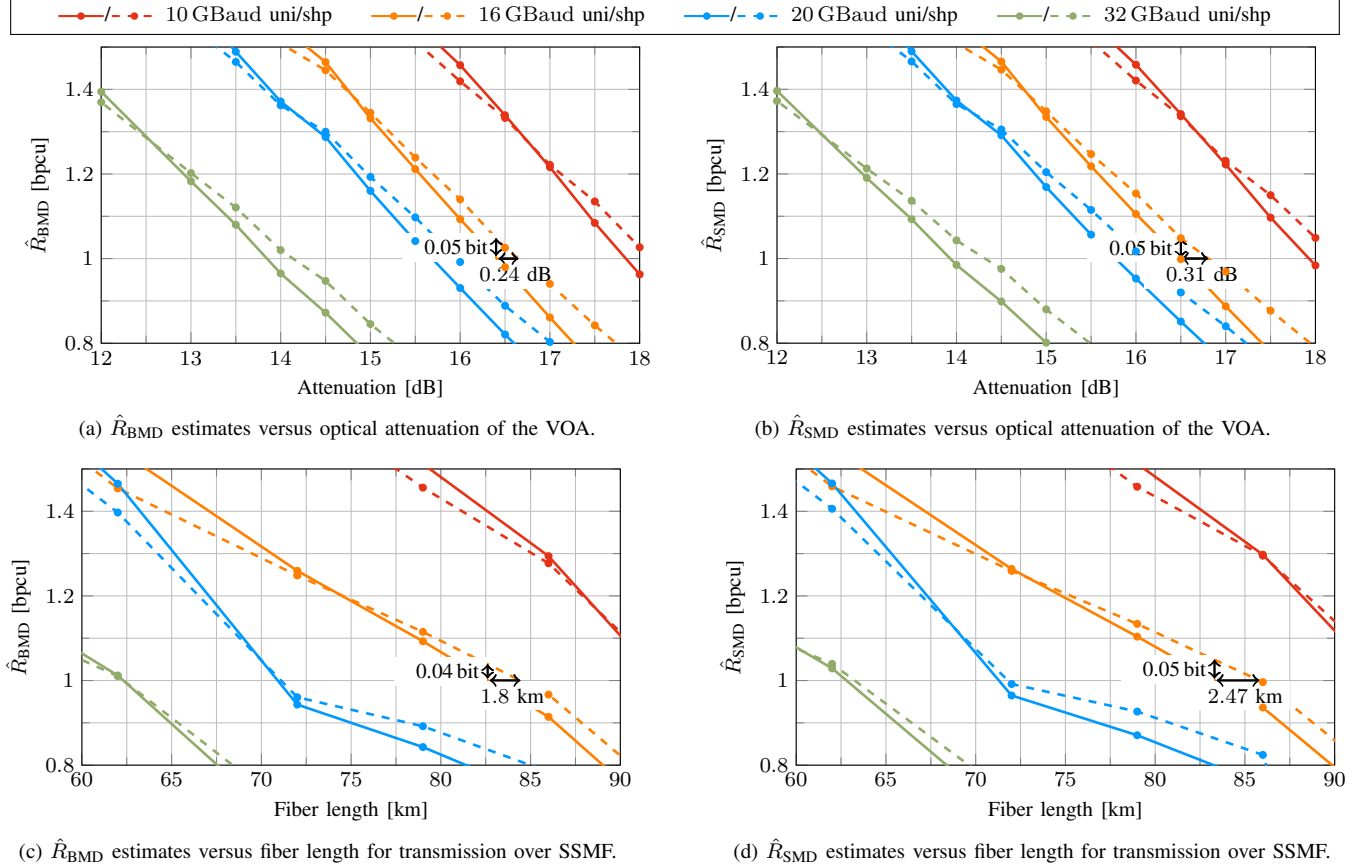


Fig. 5. Experimental results for uniform and shaped (with the distribution depicted in Fig. 4b) transmission and different symbol rates: (a) and (b) depict \hat{R}_{BMD} and \hat{R}_{SMD} estimates with linear optical attenuation, respectively. and (c) and (d) depict \hat{R}_{BMD} and \hat{R}_{SMD} estimates for fiber transmission including dispersion effects, respectively.

considered. The launch power into the SSF was 2.5 dBm, a limitation imposed by the insertion loss of the MZM. The baudrate was varied between 8 GBaud and 32 GBaud. At the receiver, a 45 GHz photodetector (PD) followed by a low-noise electrical amplifier converts the signal back to the electrical domain before analog-to-digital (A/D) conversion using a 80-GSa/s digital storage oscilloscope (DSO). Offline digital signal processing (DSP) is then applied, consisting of a linear feed forward equalizer (FFE, 5 taps for B2B, 11 taps for fiber transmission), to partially mitigate for the impact of chromatic dispersion and frequency limitations of electrical components, and achievable information rate (AIR) estimation [12, Sec. VII-G]. The estimated AIR with SMD and BMD is denoted by \hat{R}_{SMD} and \hat{R}_{BMD} , respectively.

We depict the B2B results for BMD and SMD in Figs. 5a and 5b, respectively. The results considering this linear channel are in good agreement with the performance calculated for the channel model of (2) shown in Fig. 2. Considering a symbol rate of 16 GBaud and for a target achievable rate of 1 bpcu, we observe that PS signaling allows an optical attenuation which is 0.24 dB and 0.31 dB higher than for the uniform case, for BMD and SMD, respectively. Alternatively, the rate gain is approximately 0.05 bpcu ($\approx 5\%$) and such a gain is consistent across the symbol rates investigated.

The transmission results over SSF of different length are shown in Figs. 5c and 5d, again for BMD and SMD respectively. As the transmission length was varied by combining a different number of fiber spools of different lengths, the optical

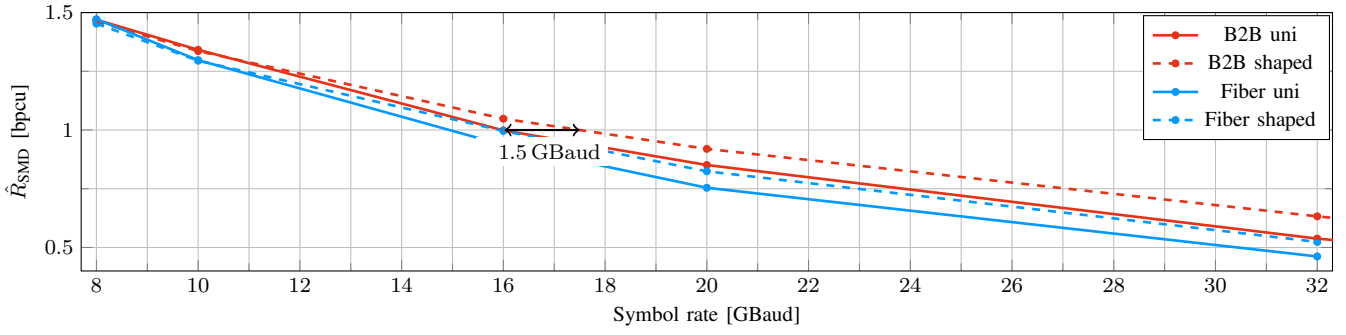


Fig. 6. \hat{R}_{SMD} estimates for uniform (solid curves) and shaped (dashed curves) transmission versus symbol rate for back-to-back measurements with optical attenuation of the VOA of 16.5 dB (red curves) and for fiber transmission with fiber length $L = 86$ km (blue curves).

loss did not scale linearly with the transmission distance. Therefore, even though the CD scales linearly with distance, the rate decrease deviates from being monothonical with the increased fiber length. Nevertheless, for a symbol rate of 16 GBaud, we observe a rate gain of 0.05 bpcu ($\approx 5\%$), i.e., 0.8 Gbit/s, compared to uniform signaling or a reach gain of up to 2.4 km ($\approx 3\%$ improvement) for SMD. The improvement slightly decreases down to 1.8 km for BMD. These results are still in line with those from the B2B setting. The key difference with the B2B results (Figs. 5a and 5b), is the impact of CD which becomes more significant as the symbol rate increases, reducing the improvement provided by shaping (at the a target achievable rate of 1 bpcu) for higher symbol rates. The impact of dispersion could be decreased by considering more complex equalization schemes which are beyond the scope of this work. More interesting, CD could be included within the channel model used for the shaping optimization. However, that would require to consider temporal effects within the shaping (i.e., shaping across several symbols), yielding a steep increase in complexity, as shown for coherent systems [18].

Finally, Fig. 6 shows the rate achievable with SMD as a function of the transmitter symbol rate for a fiber distance of 86 km and for an optical attenuation of 16.5 dB. At the target rate of 1 bpcu, both B2B and fiber channel lead to an increase in transmission rate of approx. 1.5 GBaud.

IV. CONCLUSION

We investigated PS of 4-PAM for short reach links using IM/DD. In contrast to previous works, we investigated a more realistic short reach transmission scenario without optical amplification nor in-line dispersion compensation. More importantly, our work considers for the first time that the modulated signal is limited by the finite ER of the modulator and thus the peak power of the input symbols is constrained. Interestingly, the optimal input distribution with a peak power constraint has a symmetry and we can directly use PAS. We showed numerical gains of 0.47 dB using PAS and LDPC codes. The numerical analysis is validated through optical experiments both for B2B (AWGN channel) and fiber transmission. For a spectral efficiency of 1 bpcu with symbol rates between 8 GBaud and 32 GBaud, we show a reach gain of 2.9% compared to uniform signalling, or, alternatively, a transmission rate gain of 1.5 GBaud. While the gains for

B2B are consistent across the symbol rate range considered, for the fiber channel, the impact of dispersion decreases the shaping gain at higher symbol rates, as expected since CD is not accounted for in our simple channel model.

ACKNOWLEDGEMENTS

This work was supported by the DFG (grants KR 3517/9-1 and KR 3517/8-1), the ERC CoG FRECOM (grant n. 771878), the DNRf Research CoE SPOC (ref. DNRf123), the Villum Young Investigator program OPTIC-AI (grant n. 29344) and the National Science Foundation (NSF) grant CCF-1911166. Any opinions, findings, and conclusions or recommendations expressed in this material are those of the authors and do not necessarily reflect the views of the NSF.

REFERENCES

- [1] K. Zhong, X. Zhou, J. Huo, C. Yu, C. Lu, and A. P. T. Lau, "Digital signal processing for short-reach optical communications: A review of current technologies and future trends," *J. Lightw. Technol.*, vol. 36, no. 2, pp. 377–400, Jan 2018.
- [2] G. Böcherer, F. Steiner, and P. Schulte, "Bandwidth efficient and rate-matched low-density parity-check coded modulation," *IEEE Trans. Commun.*, vol. 63, no. 12, pp. 4651–4665, Dec. 2015.
- [3] F. Buchali, F. Steiner, G. Bcherer, L. Schmalen, P. Schulte, and W. Idler, "Rate adaptation and reach increase by probabilistically shaped 64-QAM: An experimental demonstration," *J. Lightw. Technol.*, vol. 34, no. 7, pp. 1599–1609, Apr. 2016.
- [4] J. Kahn and J. Barry, "Wireless infrared communications," *Proc. IEEE*, vol. 85, no. 2, pp. 265–298, Feb/1997.
- [5] T. A. Eriksson, M. Chagnon, F. Buchali, K. Schuh, S. ten Brink, and L. Schmalen, "56 Gbaud probabilistically shaped PAM8 for data center interconnects," in *Proc. Eur. Conf. Optical Commun. (ECOC)*, Sep. 2017, pp. 1–3.
- [6] H. He, Y. Chen, Q. Xiao, L. Zhou, and Z. Dong, "LDPC-coded probabilistic shaping PAM4 based on many-to-one mapping in WDM-PON," *J. Lightw. Technol.*, pp. 1–1, 2020.
- [7] J. Zhang, K. Wang, Y. Wei, L. Zhao, W. Zhou, J. Xiao, B. Liu, X. Xin, F. Zhao, Z. Dong, and J. Yu, "280 Gb/s IM/DD PS-PAM-8 transmission over 10 km SSMF at O-band for optical interconnects," in *Opt. Fiber Commun. Conf. (OFC) 2020*. Optical Society of America, 2020.
- [8] Z. He, T. Bo, and H. Kim, "Probabilistically shaped coded modulation for IM/DD system," *Optics Express*, vol. 27, no. 9, pp. 12 126–12 136, Apr. 2019.
- [9] D. Kim, Z. He, T. Bo, Y. Yu, and H. Kim, "Transmission of 36-Gbaud PAM-8 signal in IM/DD system using pairwise-distributed probabilistic amplitude shaping," in *Opt. Fiber Commun. Conf. (OFC) 2020*. Optical Society of America, 2020.
- [10] K. Zhang, Q. Zhuge, H. Xin, W. Hu, and D. V. Plant, "Performance comparison of DML, EML and MZM in dispersion-unmanaged short reach transmissions with digital signal processing," *Optics Express*, vol. 26, no. 26, pp. 34 288–34 304, Dec 2018.

- [11] J. G. Smith, "The information capacity of amplitude- and variance-constrained scalar Gaussian channels," *Inf. and Control*, vol. 18, no. 3, pp. 203–219, Apr. 1971.
- [12] G. Böcherer, P. Schulte, and F. Steiner, "Probabilistic shaping and forward error correction for fiber-optic communication systems," *J. Lightw. Technol.*, vol. 37, no. 2, pp. 230–244, Jan. 2019.
- [13] F. Gray, "Pulse code communication," U. S. Patent 2 632 058, 1953.
- [14] J. Huang and S. P. Meyn, "Characterization and computation of optimal distributions for channel coding," *IEEE Trans. Inf. Theory*, vol. 51, no. 7, pp. 2336–2351, Jul. 2005.
- [15] U. Wachsmann, R. F. Fischer, and J. B. Huber, "Multilevel codes: Theoretical concepts and practical design rules," *IEEE Trans. Inf. Theory*, vol. 45, no. 5, pp. 1361–1391, 1999.
- [16] P. Schulte and G. Böcherer, "Constant composition distribution matching," *IEEE Trans. Inf. Theory*, vol. 62, no. 1, pp. 430–434, Jan. 2016.
- [17] F. Steiner, G. Böcherer, and G. Liva, "Protograph-based LDPC code design for shaped bit-metric decoding," *IEEE J. Sel. Areas Commun.*, vol. 34, no. 2, pp. 397–407, Feb. 2016.
- [18] M. P. Yankov, K. J. Larsen, and S. Forchhammer, "Temporal probabilistic shaping for mitigation of nonlinearities in optical fiber systems," *J. Lightw. Technol.*, vol. 35, no. 10, pp. 1803–1810, 2017.