

# Fair Policy Targeting <sup>\*</sup>

Davide Viviano<sup>†</sup>    Jelena Bradic<sup>‡</sup>

First Version: May, 2020

This Version: May, 2021

## Abstract

One of the major concerns of targeting interventions on individuals in social welfare programs is discrimination: individualized treatments may induce disparities on sensitive attributes such as age, gender, or race. This paper addresses the question of the design of fair and efficient treatment allocation rules. We adopt the non-maleficence perspective of “first do no harm”: we select the fairest allocation *within* the Pareto frontier. We cast the optimization into a mixed-integer linear program formulation, which can be solved using off-the-shelf algorithms. We derive regret bounds on the unfairness of the estimated policy function and small sample guarantees on the Pareto frontier under general notions of fairness. Finally, we illustrate our method using an application from education economics.

*Keywords:* Fairness, Causal Inference, Welfare Programs, Pareto Optimal, Treatment Rules.

---

<sup>\*</sup>We thank Graham Elliott, James Fowler, Ashesh Rambachan, Yixiao Sun and Kaspar Wüthrich for helpful comments and discussion. All mistakes are our own.

<sup>†</sup>Corresponding author. Department of Economics, University of California at San Diego, La Jolla, CA, 92093. Email: [dviviano@ucsd.edu](mailto:dviviano@ucsd.edu).

<sup>‡</sup>Department of Mathematics and Halicioğlu Data Science Institute, University of California at San Diego, La Jolla, CA, 92093. Email: [jbradic@ucsd.edu](mailto:jbradic@ucsd.edu).

# 1 Introduction

Heterogeneity in treatment effects, widely documented in social sciences, motivates treatment allocation rules that assign treatments to individuals differently, based on observable characteristics (Manski, 2004; Murphy, 2003). However, targeting individuals may induce disparities across sensitive attributes, such as age, gender, or race. Motivated by evidence for policymakers’ preferences towards non-discriminatory actions (Cowgill and Tucker, 2019), this paper designs fair and efficient targeting rules for applications in social welfare and health programs. We construct treatment allocation rules using data from experiments or quasi-experiments, and we develop policies that trade-off efficiency and fairness.

Fair targeting is a controversial task due to the lack of consensus on the formulation of the decision problem. Conventional approaches mostly developed in computer science consist in designing algorithmic decisions that maximize the *expected* utility across all individuals by imposing fairness constraints on the decision space of the policymaker (Nabi et al., 2019).<sup>1</sup> In contrast, the economic literature has outlined the importance of taking into account the welfare-effects of such policies (Kleinberg et al., 2018). Fairness constraints on the policymaker’s decision space may ultimately lead to sub-optimal welfare for both sensitive groups. This is a significant limitation when the policymakers are concerned with the effects of their decisions on each individual’s utilities: absent of legal constraints, we may not want to impose unnecessary constraints on the policy if such constraints are *harmful* for some or all individuals.

This paper advocates for fair and Pareto optimal treatment rules. We discuss targeting in a setting where decision-makers prefer allocations for which we cannot find any other policy that strictly improves welfare for one of the two sensitive groups without decreasing welfare on the opposite group. Within such a set, she then chooses the fairest allocation. The decision problem is conceived for applications in social welfare and health programs and motivated by the Hippocratic notion of “first do no harm” ( “*primum non nocere*”)

---

<sup>1</sup>For a review, the reader may refer to Corbett-Davies and Goel (2018). Further discussion on the related literature is contained in Section 1.1.

([Rotblat, 1999](#)): instead of imposing possibly harmful fairness constraints on the decision space, we restrict the set of admissible solutions to the Pareto optimal set, and among such, we choose the fairest one. For example, during a health-program campaign, the policy-makers may not be willing to decrease all individuals’ health status to gain fairness. Instead, they may be willing to *trade-off* health-status of different groups (e.g., young and old individuals) when considering fairness. The framework that we propose has three desirable properties: (i) it applies to general notions of fairness which may reflect different decision makers’ preferences; (ii) it guarantees Pareto efficiency of the policy-function, with the relative importance of each group solely chosen based on the notion of fairness adopted by the decision-maker; (iii) it also allows for arbitrary legal or ethical constraints, incorporating as a special case the presence of fairness constraints whenever such constraints are *binding* on policy-makers’ decisions due to ethical or legal considerations.<sup>2</sup> We name our method Fair Policy Targeting.

This paper contributes to the statistical treatment choice literature by introducing the notion, estimation procedures, and studying properties of Pareto optimal and fair treatment allocation rules. We allow for general notions of fairness, and as a contribution of independent interest, we define envy-freeness fairness ([Varian, 1976](#)) within the context of policy targeting.

The decision problem consists of lexicographic preferences of the policymaker of the following form: (i) Pareto dominant allocations are preferred over dominated ones; (ii) Pareto optimal allocations are ranked based on fairness considerations. We identify the Pareto frontier as the set of maximizers over any weighted average of each group’s welfares. Therefore, such an approach embeds as a special case maximizing a weighted combination of welfares of each sensitive group such as in [Athey and Wager \(2021\)](#), [Kitagawa and Tetenov \(2018\)](#)<sup>3</sup>, and in [Rambachan et al. \(2020\)](#). The above references take a specific

---

<sup>2</sup>In the presence of binding fairness constraints, our proposed policy achieves a lower unfairness compared to the policy that maximizes welfare under fairness constraints while being Pareto optimal. See Section 2.4 for details.

<sup>3</sup>Under the utilitarian perspective considered in [Kitagawa and Tetenov \(2018\)](#), [Athey and Wager \(2021\)](#), the welfare maximization problem is equivalent to maximizing a weighted combination of the welfare of different groups with weights equal to corresponding probabilities. See Section 2 for more discussion.

weighted combination of welfares with weights as given, while in our case, weights are part of the decision problem and directly selected to maximize fairness. This has important practical implications: our procedure is solely based on the notion of fairness adopted by the social planner, and it does not require specific importance weights assigned to each sensitive group, which would be hard to justify to the general public.

Estimating the set of Pareto optimal allocations represents a fundamental challenge since (i) the set consists of maximizers over a continuum of weights between zero and one; (ii) each maximizer of the welfare (or a weighted combination of welfares) is often not unique (Elliott and Lieli, 2013). To overcome these issues, we show that the Pareto frontier can be approximated using simple linear constraints. We use a discretization argument, and we evaluate weighted combinations of the objective functions separately to construct a polyhedron that contains Pareto allocations. Our approach drastically simplifies the optimization algorithm: instead of estimating the entire set of Pareto allocations, we maximize fairness under easy-to-implement linear constraints. We provide theoretical guarantees on our approach, and we show that the distance between the Pareto frontier obtained via linear constraints and its population counterpart converges uniformly to zero at rate  $1/\sqrt{n}$ .

We study regret guarantees, i.e., the difference between the estimated policy function’s expected unfairness against the minimal possible unfairness achieved by Pareto optimal allocations. We characterize the rate under high-level conditions for general notions of unfairness and derive upper bounds that scale at rate  $1/\sqrt{n}$ , in several examples, and a lower bound that matches the same rate. We conclude with an application and a calibrated numerical study on targeting student awards and discuss the advantages of the proposed method compared to alternatives that ignore Pareto optimality.

The remainder of this paper is organized as follows: we provide a brief overview of the related literature in the following section; we introduce the decision problem in Section 2; Section 3 discusses estimation; Section 4 contains the theoretical analysis; Section 5 discusses counterfactual notions of fairness; Section 6 discusses an empirical application and numerical studies, and Section 7 concludes. Complete formal derivations and extensions

are contained in the Appendix.

## 1.1 Related Literature

This paper relates to a growing literature on statistical treatment rules ([Armstrong and Shen, 2015](#); [Athey and Wager, 2021](#); [Bhattacharya and Dupas, 2012](#); [Hirano and Porter, 2009](#); [Kitagawa and Tetenov, 2018, 2019](#); [Manski, 2004](#); [Mbakop and Tabord-Meehan, 2021](#); [Stoye, 2012](#); [Sun, 2020](#); [Tetenov, 2012](#); [Viviano, 2019](#); [Zhou et al., 2018](#)). Further connections are also related to the literature on classification ([Elliott and Lieli, 2013](#)). However, none of these discuss the design of fair and Pareto optimal decisions.

Fairness is a rising concern in economics, see [Cowgill and Tucker \(2019\)](#), [Kleinberg et al. \(2018\)](#), [Rambachan et al. \(2020\)](#). The authors provide economic insights on the characteristics of optimal decision rules when discrimination bias occurs. Here, we answer the different questions of the design and estimation of the optimal targeting rule within a statistical framework and derive the method’s properties. A further difference is the decision problem with a multi-objective, instead of a single-objective utility function, as in previous references. Additional references include [Kasy and Abebe \(2020\)](#) that provide comparative statics on the impact of fairness on the individuals’ welfare, focusing on the analysis of algorithms, and [Narita \(2021\)](#) who motivates fairness based on incentive compatibility in the different context of the design of experiments.

In computer science, Pareto optimality has been considered in the context of binary predictions by [Balashankar et al. \(2019\)](#) and [Martinez et al. \(2019\)](#). The authors propose semi-heuristic and computationally intensive procedures for estimating Pareto efficient classifiers. [Xiao et al. \(2017\)](#) discuss the different problem of estimation of a Pareto allocation that trade-offs fairness and individual utilities for recommender systems, where the relative importance weights of the different objectives are selected a-priori. These references do not address the treatment choice problem discussed in the current paper.

References in computer science include [Chouldechova \(2017\)](#), [Dwork et al. \(2012\)](#), [Hardt et al. \(2016\)](#) among others. [Corbett-Davies and Goel \(2018\)](#) contain a review. Additional work also includes [Liu et al. \(2017\)](#) who discuss fair bandits, and [Ustun et al. \(2019\)](#)

who propose decoupled estimation of tree classifiers without allowing for exogenous (legal or economic) constraints on the policy space. While the above references address the decision problem as a prediction problem, several papers discuss algorithmic fairness within a causal framework (Coston et al., 2020; Kilbertus et al., 2017; Kusner et al., 2019; Nabi et al., 2019). All such papers estimate decision rules under fairness constraints without discussing Pareto optimality. The different decision problem considered here is motivated by applications in social welfare and health programs. We show that when not binding on policy-makers decisions, fairness constraints may lead to Pareto-dominated allocations and possibly harmful policies for advantaged and disadvantaged individuals. When fairness constraints are binding, instead, the decision problem proposed in this paper leads to fairer allocations compared to a constrained welfare maximization problem while not being Pareto dominated.

## 2 Decision Making and Fairness

We start by introducing some notation. For each unit, we denote with  $S \in \mathcal{S}$  a sensitive or protected attribute. For expositional convenience, we let  $\mathcal{S} = \{0, 1\}$ , with  $S = 1$  denoting the disadvantaged group, and  $X \in \mathcal{X} \subseteq \mathbb{R}^p$  individual characteristics. We define the post-treatment outcome with  $Y \in \mathcal{Y} \subseteq \mathbb{R}$  realized only once the sensitive attribute, covariates, and the treatment assignment are realized. We define  $Y(d)$ ,  $d \in \{0, 1\}$  the potential outcomes under treatment  $d$ . The observed  $Y$  satisfies the Single Unit Treatment Value Assumption (SUTVA) (Rubin, 1990). The vector of potential outcomes, covariates, sensitive attributes and treatment assignments,  $(Y_i, D_i, S_i, X_i)$  are *i.i.d.*. Let

$$e(x, s) = P(D = 1|X = x, S = s), \quad p_1 = P(S = 1) \tag{1}$$

be the propensity score and the probability of being assigned to the disadvantaged group. Finally, we assume that treatments are randomized independently of potential outcomes (Imbens and Rubin, 2015).

**Assumption 2.1** (Treatment Unconfoundedness). For  $d \in \{0, 1\}$ ,  $Y(d) \perp D|X, S$ .

## 2.1 Social Welfare

Given observables,  $(Y_i, X_i, D_i, S_i)$  we seek to design a treatment assignment rule (i.e. policy function)  $\pi : \mathcal{X} \times \mathcal{S} \mapsto \mathcal{T} \subseteq [0, 1], \pi \in \Pi$  that depends on the individual characteristics and protected attributes, and which can be either probabilistic or deterministic.<sup>4</sup> Here,  $\Pi$  incorporates given and binding legal or economic constraints that restrict the policymaker’s decision space. The welfare generated by a policy  $\pi$  on those individuals with sensitive attribute  $S = s$  is defined as<sup>5</sup>

$$W_s(\pi) = \mathbb{E} \left[ (Y(1) - Y(0)) \pi(X, S) \middle| S = s \right]. \quad (2)$$

Under the utilitarian perspective (Manski, 2004), the welfare maximization problem, i.e., the population counterpart of the empirical welfare maximization (EWM) (Kitagawa and Tetenov, 2018), solves

$$\max_{\pi \in \Pi} \left\{ p_1 W_1(\pi) + (1 - p_1) W_0(\pi) \right\}$$

where  $p_1$  is defined as in Equation (1). However, whenever the sensitive group is a *minority* group, welfare maximization assigns a small weight to the welfare of the minority, disproportionally favoring the majority group. An alternative approach is to maximize the welfare separately for each possible sensitive group designing different policies for different groups (Ustun et al., 2019). This approach may violate discriminatory laws, i.e., the resulting policy function violates the constraint in  $\Pi$ . A simple example is when, due to legal reasons, the policy  $\pi(x, s)$  must be constant in the sensitive attribute  $s$ . Instead, we consider a framework where the policymaker simultaneously maximizes each group’s welfare, imposing Pareto efficiency on the estimated policy, under arbitrary legal or economic constraints encoded in  $\Pi$ . Given the set of efficient policies, the planner then selects the

---

<sup>4</sup>It is deterministic if  $\mathcal{T} = \{0, 1\}$  and probabilistic if  $\mathcal{T} = [0, 1]$ .

<sup>5</sup>Welfare is interpreted from an *intention-to-treat* perspective similarly to Kitagawa and Tetenov (2018), Athey and Wager (2021).

least unfair one. Our approach is designed for social and welfare programs where legal constraints naturally occur and where, given such constraints, the policymaker's preferences align with classical notions of "first do no harm".

## 2.2 Pareto Principle for Treatment Rules

The set of Pareto optimal choices is defined as  $\Pi_o$ , and it contains all such allocations  $\pi \in \Pi$  for which the welfare for one of the two groups cannot be improved without reducing the welfare for the opposite group. We characterize  $\Pi_o$  in the following lemma.

**Lemma 2.1** (Pareto Frontier). *The set  $\Pi_o \subseteq \Pi$  is such that*

$$\Pi_o = \left\{ \pi_\alpha : \pi_\alpha \in \arg \sup_{\pi \in \Pi} \alpha W_1(\pi) + (1 - \alpha)W_0(\pi), \quad \alpha \in (0, 1) \right\}. \quad (3)$$

The lemma follows directly from [Negishi \(1960\)](#), whose proof is included in [Appendix A](#). It will be convenient to define

$$\bar{W}_\alpha = \sup_{\pi \in \Pi} \alpha W_1(\pi) + (1 - \alpha)W_0(\pi), \quad (4)$$

the largest value of the objective in Equation (3) for a fixed  $\alpha$ . In the following examples, we show that Pareto allocations *generalize* notions of optimal treatment rules from previous literature.

**Example 2.1** (Welfare Maximization). The population equivalent of the EWM problem belongs to the Pareto frontier. Namely,

$$\arg \max_{\pi \in \Pi} \left\{ p_1 W_1(\pi) + (1 - p_1)W_0(\pi) \right\} \subseteq \Pi_o.$$

An alternative approach consists in maximizing weighted combinations of the welfare with the weights for each group as given. For instance the allocation ([Rambachan et al., 2020](#))

$$\tilde{\pi}_\omega \in \arg \max_{\pi \in \Pi} \left\{ \omega W_1(\pi) + (1 - \omega)W_0(\pi) \right\} \subseteq \Pi_o, \quad (5)$$



for some *specific* weight  $\omega$  belongs to the Pareto frontier.  $\square$

Pareto optimal allocations are often non-unique, allowing for flexibility in the choice of efficient policies. The policy-maker must appeal to some preferential ranking principle based on her preferences. We discuss those in the following lines.

## 2.3 Decision Problem

We start by defining  $\mathcal{C}(\Pi)$  the *choice set* of the policy maker (Mas-Colell et al., 1995), where  $\mathcal{C}$  is a choice function with  $\mathcal{C}(\{\pi_1, \pi_2\}) = \pi_1$  if  $\pi_1$  is strictly preferred to  $\pi_2$ . We let

$$\text{UnFairness} : \Pi \mapsto \mathbb{R} \quad (6)$$

an operator which quantifies the unfairness of a policy. We leave unspecified UnFairness and provide examples in Section 4.3 and Section 5. We now state the planner's preferences.

**Assumption 2.2** (Policy-maker's Preferences). Preferences are rational<sup>6</sup> with:

- (i)  $\mathcal{C}(\{\pi_1, \pi_2\}) = \pi_1$  if  $W_1(\pi_1) \geq W_1(\pi_2)$  and  $W_0(\pi_1) \geq W_0(\pi_2)$  and either (or both) of the two inequalities hold strictly; (ii) for each  $\pi_1, \pi_2$ , where neither  $\pi_1$  Pareto dominates  $\pi_2$  nor  $\pi_2$  Pareto dominates  $\pi_1$ ,  $\mathcal{C}(\{\pi_1, \pi_2\}) = \pi_1$  if  $\text{UnFairness}(\pi_1) < \text{UnFairness}(\pi_2)$ ; (iii) for each  $\pi_1, \pi_2$ , where neither Pareto dominates the other and with equal UnFairness,  $\mathcal{C}(\{\pi_1, \pi_2\}) = \{\pi_1, \pi_2\}$ .

Assumption 2.2 postulates lexicographic preferences of the following form: (i) an allocation is strictly preferred to another if it weakly improves welfare for both groups and strictly improves welfare for at least one group; (ii) given two allocations where none of the two Pareto dominates the other, allocations are ranked based on fairness.

While different applications reflect different planner's preferences, Assumption 2.2 is motivated by the applications for social welfare and health programs, where welfare depends on outcomes such as health-status (Finkelstein et al., 2012), future earnings, or school achievements (Yoshikawa et al., 2010). Sacrificing welfare (e.g., *health-status*) of each group

---

<sup>6</sup>Rational preferences imply transitivity and completeness (Mas-Colell et al., 1995).

for fairness is undesirable in such applications. Conditional on achieving a Pareto efficient allocation, the planner minimizes UnFairness. Whenever, however, fairness constraints are binding (e.g., because of legal considerations), these can be directly incorporated in the function class  $\Pi$ . We can now characterize the decision problem.

**Proposition 2.2** (Decision Problem). *Under Assumption 2.2,  $\pi^* \in \mathcal{C}(\Pi)$  if and only if*

$$\begin{aligned} \pi^* \in \arg \inf_{\pi \in \Pi} \text{UnFairness}(\pi) \\ \text{subject to } \alpha W_1(\pi) + (1 - \alpha)W_0(\pi) \geq \bar{W}_\alpha, \text{ for some } \alpha \in (0, 1). \end{aligned} \quad (7)$$

The proof is contained in Appendix A. Proposition 2.2 formally characterizes the policy-makers decision problem, which consists of minimizing the policy's unfairness criterion, under the condition that the policy is Pareto optimal. The policy-maker does not maximize a weighted combination of welfares, with some *pre-specified* and hard-to-justify weights. Instead, each group's importance (i.e.,  $\alpha$ ) is implicitly chosen within the optimization problem to maximize fairness. This approach allows for a transparent choice of the policy based on the policy-makers definition of fairness.

**Example 2.2** (Why Pareto Efficiency? A simple example). Let  $X = 1$  for simplicity, take  $\tau_s, \phi \in (0, 1), s \in \{0, 1\}$  and let  $Y(d) = \tau_s d + \varepsilon(d)$ , with  $\mathbb{E}[\varepsilon(d)|S] = 0$ . Consider a class of probabilistic decision rules

$$\Pi = \left\{ \pi(x, s) = \beta_s, \quad \beta_1, \beta_0 \in (0, 1), \quad \beta_0 p_0 + \beta_1 p_1 \leq \phi \right\},$$

with the share of treated units being at most  $\phi$ . Let UnFairness be the difference in the groups' welfares, namely  $|\tau_1 \beta_1 - \tau_0 \beta_0|$ . The smallest possible unfairness is zero, since we can choose  $\beta_1 = \beta_0 = 0$  with one of the fairest allocation selecting none of the individuals to treatment. Consider now the Pareto frontier, defined as:

$$\Pi_o = \left\{ \pi(x, s) = \beta_s^*, \quad \beta_0^* = \frac{\phi - p_1 \beta_1^*}{p_0}, \beta_1^* \in [0, 1] \right\} \subset \Pi. \quad (8)$$

The set of Pareto allocation rules out all those allocation for which the capacity constraint

is attained with strict inequality, also excluding  $\beta_1 = \beta_0 = 0$ . The proposed policy assigns all benefits to individuals, and it trade-offs *who* to treat to minimize  $|\tau_1\beta_1 - \tau_0\beta_0|$ .<sup>7</sup>  $\square$

## 2.4 Three properties of $\pi^*$

This section compares the properties of the policy in Proposition 2.2 with existing alternatives. Such properties are stated as corollaries of Proposition 2.2.

We first contrast with  $\tilde{\pi}_\omega$  in Equation (5), consisting of maximizing welfare for some *pre-specified* importance weights assigned to individuals of the two groups (Rambachan et al., 2020). We show that  $\pi^*$  leads to a weakly smaller UnFairness than  $\tilde{\pi}_\omega$ .

**Corollary 1** (Maximization with importance weights). *Let  $\pi^*$  as in Equation (7). Then  $\text{UnFairness}(\pi^*) \leq \text{UnFairness}(\tilde{\pi}_\omega)$ ,  $\forall \omega \in (0, 1)$ , where  $\tilde{\pi}_\omega$  is defined in Equation (5). In addition,  $\tilde{\pi}_\omega$  does not Pareto dominate  $\pi^*$ .*

Corollary 1 shows that UnFairness of  $\pi^*$  is Pareto optimal and *uniformly* smaller than UnFairness of the policy that maximizes a weighted combination of the welfares of the two groups. This follows from the importance weights being chosen to minimize UnFairness in our case. Next, we compare maximization with fairness constraints. Define

$$\Pi(\kappa) = \left\{ \pi \in \Pi : \text{UnFairness}(\pi) \leq \kappa \right\} \subseteq \Pi,$$

the set of policies with constraints on the largest unfairness. We constrain  $\pi^*$  to

$$\tilde{\pi} \in \arg \max_{\pi \in \Pi(\kappa)} p_1 W_1(\pi) + (1 - p_1) W_0(\pi) \quad (9)$$

which maximizes the welfare imposing fairness constraints (Nabi et al., 2019).

**Corollary 2** (Maximization with fairness constraints). *Let  $\pi^*$  as in Equation (7) and  $\tilde{\pi}$  as in Equation (9). Suppose that  $\tilde{\pi} \in \Pi_o$  (i.e., it belongs to the Pareto frontier). Then*

---

<sup>7</sup>Observe that the level of unfairness with the frontier may or may not be potentially strictly larger than the unfairness obtained in an unconstrained scenario. Namely, to achieve zero unfairness for every  $\pi \in \Pi_o$ , we need that  $\tau_1\beta_1^* = \tau_0\beta_0^*$ . Substituting  $\beta_0^* = \phi/p_0 - p_1\beta_1^*/p_0$  this would require  $\beta_1^* = \frac{\phi}{p_0}(\tau_1/\tau_0 + p_1/p_0)^{-1}$  which is not necessarily feasible (i.e., the expression is larger than one).

$\text{UnFairness}(\pi^*) \leq \text{UnFairness}(\tilde{\pi})$ . Suppose instead that  $\tilde{\pi} \notin \Pi_o$ . Then  $\text{UnFairness}(\pi^*) \leq \text{UnFairness}(\pi_o)$  for all  $\pi_o \in \Pi_o$  that Pareto dominate  $\tilde{\pi}$ .

Corollary 2 shows that if  $\tilde{\pi}$  is Pareto optimal, then its UnFairness is larger than UnFairness of  $\pi^*$ . When instead  $\tilde{\pi}$  is *not* Pareto optimal, its Pareto dominant allocations have larger UnFairness than  $\pi^*$ . Further intuition can be gained under strong duality, which we discuss in Appendix B.1. Intuitively, the constraint in Proposition 2.2 holding for *some* weighted combinations of welfares (instead of a particular choice of the weights) is key to achieve lower unfairness of  $\pi^*$  relative to  $\tilde{\pi}$ , when  $\tilde{\pi}$  is Pareto efficient.<sup>8</sup>

Finally, we compare  $\pi^*$  to  $\tilde{\pi}$  in the presence of *binding* fairness constraints. This corresponds to  $\Pi(\kappa) = \Pi$ , i.e. the fairness constraints are incorporated in  $\Pi$ .

**Corollary 3** (Binding capacity constraints). *Consider  $\pi^*$  as in Equation (7) and  $\tilde{\pi}$  as in Equation (9). Suppose that fairness constraints are binding to the policy-maker, i.e.  $\Pi(\kappa) = \Pi$ . Then  $\text{UnFairness}(\pi^*) \leq \text{UnFairness}(\tilde{\pi})$ . In addition,  $\tilde{\pi}$  does not Pareto dominate  $\pi^*$ .*

Corollary 3 shows that with binding fairness constraints, incorporated in the function class  $\Pi$ ,  $\pi^*$  achieves a lower UnFairness than the allocation that maximizes the utilitarian welfare under such constraints. Appendix A contains the proofs of the above corollaries.

### 3 Fair Targeting: Estimation

We now construct an estimator of  $\pi^*$ . We introduce some notation, and we define

$$m_{d,s}(x) = \mathbb{E}[Y_i(d) | X_i = x, S_i = s], \quad \Gamma_{d,s,i} = \frac{1\{S_i = s\}}{p_s} \left[ \frac{1\{D_i = d\}}{e(X_i, S_i)} (Y_i - m_{d,s}(X_i)) + m_{d,s}(X_i) \right] \quad (10)$$

the conditional mean of the group  $s$  under treatment  $d$ , and the doubly robust score (Robins et al., 1994), respectively. We let  $\hat{\Gamma}_{d,s,i}$  the estimated counterpart of  $\Gamma_{d,s,i}$ . Define

---

<sup>8</sup>Under strong duality, the dual of  $\tilde{\pi}$  corresponds to minimize UnFairness for *one particular* weighted combination of welfare exceeding a certain threshold. In contrast, our decision problem imposes the constraint that *some* weighted combination of welfares exceeding a certain threshold. This difference reflects the difference between the lexicographic preferences that we propose as opposed to an additive social planner's utility. It guarantees that whenever  $\tilde{\pi}$  is Pareto optimal, its fairness is dominated from the one under  $\pi^*$ .

$$\hat{W}_s(\pi) = \frac{1}{n} \sum_{i=1}^n \left( \hat{\Gamma}_{1,s,i} - \hat{\Gamma}_{0,s,i} \right) \pi(X_i, s). \quad (11)$$

the estimated welfare built upon semi-parametric literature (Newey, 1990; Robins and Rotnitzky, 1995), with  $\hat{m}_{d,s}(\cdot), \hat{e}(\cdot), \hat{p}_s$ , constructed via cross-fitting (Chernozhukov et al., 2018). Details of the cross-fitting procedure are contained in Appendix B.2. We consider first general notions of fairness, and introduce the corresponding estimator below.

**Definition 3.1** (Empirical UnFairness). We define  $\mathcal{V}_n(\pi, p_s, e, m)$  an unbiased estimate of  $\text{UnFairness}(\pi)$  which depends on observables and the population propensity score and conditional mean. We write  $\hat{\mathcal{V}}_n(\pi) = \mathcal{V}_n(\pi, \hat{p}_s, \hat{e}, \hat{m})$ , the empirical counterpart with estimated nuisances functions.

We defer to Section 4.3 and Section 5 explicit examples of  $\hat{\mathcal{V}}_n(\pi)$ .

### 3.1 (Approximate) Pareto Optimality

Next, we characterize the Pareto frontier using linear inequalities. In a first step, we discretize the Pareto frontier, and construct a grid of equally spaced values  $\alpha_j \in (0, 1)$ ,  $j \in \{1, \dots, N\}$ , with  $N = \sqrt{n}$ . We approximate the Pareto frontier using the set

$$\hat{\Pi}_o = \left\{ \pi_\alpha \in \Pi : \pi_\alpha \in \arg \sup_{\pi \in \Pi} \left\{ \alpha \hat{W}_0(\pi) + (1 - \alpha) \hat{W}_1(\pi) \right\}, \text{ s.t. } \alpha \in \{\alpha_1, \dots, \alpha_N\} \right\}. \quad (12)$$

The grid's choice is arbitrary, as long as values are *equally spaced*.

The set  $\hat{\Pi}_o$  may be hard, if not impossible, to directly estimate, since we may have uncountably many solutions (Elliott and Lieli, 2013; Manski and Thompson, 1989). Instead of directly estimating  $\hat{\Pi}_o$ , we characterize it through linear constraints. First, we find the largest empirical welfare achieved on the discretized Pareto Frontier defined as

$$\bar{W}_{j,n} = \sup_{\pi \in \Pi} \left\{ \alpha_j \hat{W}_0(\pi) + (1 - \alpha_j) \hat{W}_1(\pi) \right\}, \text{ for each } j \in \{1, \dots, N\}, \quad (13)$$

which can be obtained through standard optimization routines (Kitagawa and Tetenov,

2018; Zhou et al., 2018). We then construct an approximate Pareto frontier as follows:

$$\hat{\Pi}_o(\lambda) = \left\{ \pi \in \Pi : \exists j \in \{1, \dots, N\} \text{ such that } \alpha_j \hat{W}_{0,n}(\pi) + (1 - \alpha_j) \hat{W}_{1,n}(\pi) \geq \bar{W}_{j,n} - \frac{\lambda}{\sqrt{n}} \right\}, \quad (14)$$

where  $\hat{\Pi}_o(0) = \hat{\Pi}_o$ , and  $\hat{\Pi}_o \subseteq \hat{\Pi}_o(\lambda)$  for any  $\lambda \geq 0$ . Notice that  $-\frac{\lambda}{\sqrt{n}}$  imposes that the resulting policy is “approximately” Pareto optimal. Here,  $\lambda$  guarantees that  $\hat{\Pi}_o(\lambda)$  contains all Pareto optimal policies with high-probability, while controlling the distance between the estimated frontier and its population counterpart (see Section 4.1). The estimated policy is defined as

$$\hat{\pi}_\lambda \in \arg \min_{\pi \in \hat{\Pi}_o(\lambda)} \hat{\mathcal{V}}_n(\pi). \quad (15)$$

**Remark 1** (The choice of the grid and  $\lambda$ ). The choice of  $\lambda$  depends on the function class  $\Pi$ . In Section 4 we discuss guarantees by imposing that  $\lambda/\sqrt{n} \geq M\sqrt{v}/N$ , for some finite constant  $M$  with  $\lambda$  increasing in the geometric complexity  $v$  of  $\Pi$ , and where we choose  $N = \sqrt{n}$ . In contrast, the function class’s complexity does not affect the choice of the grid (i.e.,  $N$ ). This is because the welfare loss due to the grid’s approximation error is uniformly bounded by a constant independent of  $\Pi$ .<sup>9</sup>  $\square$

### 3.2 Optimization: Mixed Integer Quadratic Program

We can now provide a mixed-integer quadratic program (MIQP) formulation for optimization. To do so, we represent the constraints on the policy space with the variables  $\mathbf{z}_s = (z_{s,1}, \dots, z_{s,n})$ ,  $z_{s,i} = \pi(X_i, s)$ ,  $\pi \in \Pi$ . Here  $\mathbf{z}_s$  have simple representation for general classes of policy functions, such as either probabilistic rules which we derive in Appendix B.2 or deterministic linear decision rules (Florios and Skouras, 2008).

We introduce an additional set of decision variables that guarantee the constraints in Equation (14) hold. The vector  $\mathbf{u} = (u_1, \dots, u_N) \in \{0, 1\}^N$  encodes the locations on the grid of  $\alpha$  for which the supremum in (14) is reached at; here,  $u_j = 1$  whenever the

---

<sup>9</sup>Namely, take a grid of  $N + 1$  equally spaced  $\alpha_j$ . Then the approximation error reads as  $\sup_{\pi \in \Pi} |\alpha W_1(\pi) + (1 - \alpha)W_0(\pi) - \max_{\alpha_j \in \{\alpha_1, \dots, \alpha_N\}} \alpha_j W_1(\pi) - (1 - \alpha_j)W_0(\pi)| \leq 2M/N$ , which is uniformly bounded by  $M$  where  $M$  bounds the first moment of the potential outcomes independent of  $\Pi$ .

constraint in Equation (14) holds for  $\alpha_j$ . The chosen policy must be Pareto optimal, i.e.,  $u_j$  must be equal to one for at least one  $j$ . To ensure this, we introduce a simple constraint  $\sum_{j=1}^N u_j \geq 1$ .

Combining such constraints, it directly follows that  $\hat{\pi}_\lambda$  satisfies Equation (15) if and only if

$$\hat{\pi}_\lambda \in \arg \min_{\pi} \min_{\mathbf{z}_0, \mathbf{z}_1, \mathbf{u}} \hat{\mathcal{V}}_n(\pi) \quad (16)$$

$$\text{subject to } z_{s,i} = \pi(X_i, s) \quad (\text{A})$$

$$u_j \alpha_j \langle \hat{\mathbf{\Gamma}}_{1,0} - \hat{\mathbf{\Gamma}}_{0,0}, \mathbf{z}_0 \rangle + u_j (1 - \alpha_j) \langle \hat{\mathbf{\Gamma}}_{1,1} - \hat{\mathbf{\Gamma}}_{0,1}, \mathbf{z}_1 \rangle \geq u_j n \bar{W}_{j,n} - \sqrt{n} \lambda \quad (\text{B})$$

$$\langle \mathbf{1}, \mathbf{u} \rangle \geq 1 \quad (\text{C})$$

$$\pi \in \Pi \quad (\text{D})$$

$$z_{0,i}, z_{1,i}, u_j \in \{0, 1\}, \quad 1 \leq i \leq n, \quad 1 \leq j \leq N. \quad (\text{E})$$

Constraints (A), (C), (E) are mixed-integer linear constraints, while Constraint (B) is quadratic. However, notice that we can further simplify (B) as a linear constraint at the expense of introducing additional  $Nn$  binary variables and  $2Nn$  additional constraints (e.g., see [Viviano 2019](#); [Wolsey and Nemhauser 1999](#)). Finally, (D) is either linear or quadratic for deterministic assignments and linear probability models. Hence the objective admits a MIQP representation whenever  $\hat{\mathcal{V}}_n(\pi)$  admits linear representation in  $\pi$ , which we discuss for several examples in the following section.

## 4 Theoretical Guarantees

In this section we discuss the theoretical properties of the solution in Equation (16). We first introduce three conditions.

**Assumption 4.1.** Suppose that the following conditions hold: (A)  $\Pi$  has finite VC-dimension, denoted as  $v$ ; (B)  $\Pi$  is pointwise measurable.

Condition (A) restricts the function class of interest of the policy function. Simple examples where the finite VC-dimension condition holds are linear decision rules ([Manski](#),

1975), and decision trees (Zhou et al., 2018).<sup>10</sup> Condition (B) ensures the measurability of the supremum of the empirical process of interest (Rai, 2018).

**Assumption 4.2.** Let: (i)  $e(X_i, s), p_s \in (\delta, 1 - \delta)$ , almost surely, for  $\delta \in (0, 1)$ , for all  $s \in \{0, 1\}$ ; (ii)  $Y_i(d) \in [-M, M]$ , for some  $M < \infty$ , for all  $d \in \{0, 1\}$  almost surely.

Condition (i) imposes the standard overlap assumption; Condition (ii) assumes uniformly bounded outcomes. See e.g. Mbakop and Tabord-Meehan (2021) for related conditions. The following assumptions are imposed on the estimators.

**Assumption 4.3** (Nuisances' regularities). There exist some  $\xi_1 \geq 1/4, \xi_2 \geq 1/4$ , such that:

$$\mathbb{E} \left[ \left( \hat{m}_{d,s}(X_i) - m_{d,s}(X_i) \right)^2 \right] = \mathcal{O}(n^{-2\xi_1}), \quad \mathbb{E} \left[ \left( 1/\hat{p}_s \hat{e}(X_i, s) - 1/p_s e(X_i, s) \right)^2 \right] = \mathcal{O}(n^{-2\xi_2}). \quad (17)$$

for all  $s, d \in \{0, 1\}$ , where  $X_i$  is out-of-sample. In addition, for a finite constant  $M$  and  $\delta \in (0, 1)$ ,  $\sup_{d \in \{0, 1\}, s \in \{0, 1\}, x \in \mathcal{X}} |\hat{m}_{d,s}(x)| < M$ , and  $\hat{e}(X, S), \hat{p} \in (\delta, 1 - \delta)$  almost surely.

Assumption 4.3 states that the *product* of the mean-squared error of the estimated propensity score and conditional mean converges at the parametric. This condition is standard in the doubly-robust literature (Chernozhukov et al., 2018; Farrell, 2015). Assumption 4.3 also states that the conditional mean function and the propensity score functions are uniformly bounded. The conditions can be stated asymptotically, in which case results should be interpreted in the asymptotic sense only (Athey and Wager, 2021).<sup>11</sup>

## 4.1 Guarantees on the Pareto Frontier

It is interesting to study the behavior of the estimated frontier relative to its population counterpart. We do so in the following theorems.

<sup>10</sup>In the former case, the VC-dimension is bounded by the number of covariates, whereas in the latter case is bounded by the exponential of the number of layers in the tree (Athey and Wager, 2021; Zhou et al., 2018).

<sup>11</sup>We also observe that uniform boundedness can be replaced by uniform consistency as in Athey and Wager (2021), in which case, however, regret results are derived in an asymptotic sense.



**Theorem 4.1.** *Under Assumptions 2.1, 4.1-4.3, for any  $\gamma \in (0, 1)$ ,  $\lambda \geq 0$ , a universal constant  $c_0 < \infty$ , with probability larger than  $1 - \gamma$ ,*

$$\sup_{\alpha \in (0,1), \pi \in \Pi} \left| \alpha W_0(\pi) + (1 - \alpha) W_1(\pi) - \max_{\alpha_j \in \{\alpha_1, \dots, \alpha_N\}} \left\{ \alpha_j \widehat{W}_0(\pi) + (1 - \alpha_j) \widehat{W}_1(\pi) - \frac{\lambda}{\sqrt{n}} \right\} \right| \leq \quad (18)$$

$$c_0 \sqrt{\frac{v}{n}} + c_0 \sqrt{\frac{\log(2/\gamma)}{n}} + \frac{\lambda}{\sqrt{n}}.$$

Theorem 4.1 shows that the distance between the estimated Pareto frontier and its population counterpart converges to zero at rate  $1/\sqrt{n}$  for a choice of  $\lambda = \mathcal{O}(1)$ . A natural question is whether the estimated Pareto frontier also contains all Pareto optimal allocations for a finite  $\lambda$ . We complement Theorem 4.1 showing that with high probability the set of estimated allocations  $\widehat{\Pi}_o(\lambda)$  contains the Pareto frontier for a suitable (finite) choice of  $\lambda$ .

**Theorem 4.2.** *Let Assumptions 2.1, 4.1-4.3 hold. Then for any  $\gamma \in (0, 1)$ ,  $\lambda \geq \underline{b}(\sqrt{v} + \sqrt{\log(1/\gamma)} + 1)$ , for a constant  $\underline{b} > 0$ , independent of the sample size,  $N = \sqrt{n}$ , it follows that  $\mathbb{P}(\Pi_o \subseteq \widehat{\Pi}_o(\lambda)) \geq 1 - \gamma$ .*

Theorem 4.2 complements Theorem 4.1 showing that it suffices  $\lambda = \mathcal{O}(1)$  (and hence a slackness of order  $\mathcal{O}(1/\sqrt{n})$ ) for the set of estimated allocations to contain the Pareto frontier. The proofs of Theorems 4.1, 4.2 are contained in Appendix A. Theorem 4.2 uses *finite sample* properties of the estimated (discretized) frontier showing that it concentrates around its population counterpart, uniformly over  $\Pi$  at rate  $\sqrt{v/n}$ . The choice of  $\lambda/\sqrt{n}$  matches the upper-bound on the maximal deviations.

## 4.2 General Fairness Bounds

Given the guarantees on the frontier, we next analyze guarantees on the (un)fairness of the policy. We start our discussion by introducing regret bounds for generic notions of unfairness under high-level assumptions and then provide examples of upper and lower bounds.

**Assumption 4.4** (High-level conditions on UnFairness). For some  $\eta > 0, \gamma > 0$ ,

$$\mathbb{P}\left(\sup_{\pi \in \Pi} \left| \widehat{\mathcal{V}}_n(\pi) - \text{UnFairness}(\pi) \right| \leq \mathcal{K}(\Pi, \gamma) n^{-\eta}\right) \geq 1 - \gamma$$

for some constant  $\mathcal{K}(\Pi, \gamma) < \infty$ . Also assume that  $\text{UnFairness}(\pi)$  is uniformly bounded.

Assumption 4.4 states that the estimated unfairness converges with probability  $1 - \gamma$  to population unfairness uniformly over  $\Pi$  at rate  $n^{-\eta}$  for some arbitrary  $\eta$ . The constant  $\mathcal{K}(\Pi, \gamma)$  depends on the function class' complexity and the probability  $\gamma$ . We characterize the constant and the rate  $\eta$  in examples in Section 4.3 and Appendix B.4.

**Theorem 4.3.** *Let Assumptions 2.1, 4.1-4.4 hold. Then for some constants  $0 < c_0, \underline{b} < \infty$ , independent of  $n$ ,  $\lambda \geq \underline{b}(\sqrt{v} + \sqrt{\log(1/\gamma)} + 1)$ ,  $N = \sqrt{n}$ , with probability at least  $1 - 2\gamma$ ,*

$$\text{UnFairness}(\hat{\pi}_\lambda) - \inf_{\pi \in \Pi_o} \text{UnFairness}(\pi) \leq \frac{c_0}{\sqrt{n}} + \frac{c_0 \mathcal{K}(\Pi, \gamma)}{n^\eta}. \quad (19)$$

The proof is contained in Appendix A.<sup>12</sup> Theorem 4.3 characterizes the convergence rate of the UnFairness of the estimated policy relative to the lowest unfairness within the class of Pareto allocations. To our knowledge, this is the first result of this type of fair policy. The rate depends on the convergence rate of the estimated UnFairness. In the following paragraphs, we discuss examples and sufficient conditions for Assumption 4.4 to hold and formally characterize the rate of convergence  $\eta$  and the constant  $\mathcal{K}(\cdot)$ .

### 4.3 Regret: Examples and Rate Characterization

Here we discuss three examples, one based on policy predictions, a second based on the welfare-effect, and a third based on incentive compatibility.

---

<sup>12</sup>The proof consists in (i) first using Theorem 4.2 to show that the set of Pareto allocations is contained with high-probability within the estimated set of allocations; (ii) second, bounding the regret with twice the difference between the estimated and population UnFairness, taking the supremum over  $\pi \in \widehat{\Pi}_o$  (which contains  $\Pi_o$  with high probability), and using the fact that the VC-dimension of  $\Pi$  bounds the VC-dimension of the set of Pareto allocations.

**Definition 4.1** (Prediction disparity). Prediction disparity and its empirical counterpart take the following form

$$C(\pi) = \mathbb{E}[\pi(X, S)|S = 0] - \mathbb{E}[\pi(X, S)|S = 1], \quad \hat{C}(\pi) = \frac{\sum_{i=1}^n \pi(X_i)(1 - S_i)}{n(1 - \hat{p}_1)} - \frac{\sum_{i=1}^n \pi(X_i)S_i}{n\hat{p}_1},$$

Prediction disparity captures fairness based on the probability of treatment of different groups. The second notion of UnFairness measures welfare effects disparities *between* the two groups.

**Definition 4.2** (Welfare disparity). Define the welfare disparity and its empirical counterpart as follows.

$$D(\pi) = W_0(\pi) - W_1(\pi), \quad \hat{D}(\pi) = \widehat{W}_0(\pi) - \widehat{W}_1(\pi).$$

Between-groups disparity captures the difference in *welfare* between the advantaged group ( $S = 0$ ) and the disadvantaged group ( $S = 1$ ), relative to the baseline.<sup>13</sup>

The policymaker may also consider  $|D(\pi)|$  or  $|C(\pi)|$  as measures of UnFairness, in which case the policymaker treats the two groups symmetrically, whose regret bounds are discussed in Appendix A.13. One last example is based on the notion of incentive-compatibility, motivated by discussion in Narita (2021).

**Definition 4.3** (Incentive compatibility). Incentive compatibility is defined as

$$\mathcal{I}(\pi) = I_1(\pi) + I_0(\pi), \quad I_s(\pi) = \mathbb{E}[\pi(X, 1 - s)(Y(1) - Y(0))|S = s] - \mathbb{E}[\pi(X, s)(Y(1) - Y(0))|S = s]$$

with estimator  $\hat{\mathcal{I}}(\pi) = \hat{I}_1(\pi) + \hat{I}_0(\pi)$ ,  $\hat{I}_s(\pi) = \frac{1}{n} \sum_{i=1}^n (\hat{\Gamma}_{1,s,i} - \hat{\Gamma}_{0,s,i})\pi(X_i, 1 - s) - \widehat{W}_s(\pi)$ .

Here  $I_s(\pi)$  captures fairness based on the incentive of an individual in revealing her sensitive attribute:  $I_s(\pi)$  is positive if the welfare of an individual generated from reporting her sensitive attribute incorrectly is larger than the welfare obtained if she reported it correctly. Additional notions, such as predictive parity, can also be considered and omitted

---

<sup>13</sup>Recall the definition of welfare in Equation (2) where we only consider the effect under treatment the effect under control.

for the sake of brevity, see Appendix B.4 for details. Finally, observe that each of the three definitions above considers UnFairness linear in the policy  $\pi$ , and hence optimization can be performed via MIQP.

#### 4.3.1 Upper and Lower Bounds: Rate Characterization

In the following theorem, we discuss the rate of the regret-bound.

**Theorem 4.4** (Regret bound). *Let Assumptions 2.1, 4.1-4.3 hold. Let either*

*(i)  $\text{UnFairness}(\pi) = D(\pi)$ , and  $\widehat{\mathcal{V}}_n(\pi) = \widehat{D}(\pi)$ , (ii) or  $\text{UnFairness}(\pi) = C(\pi)$ , and  $\widehat{\mathcal{V}}_n(\pi) = \widehat{C}(\pi)$ , (iii) or  $\text{UnFairness}(\pi) = \mathcal{I}(\pi)$ , and  $\widehat{\mathcal{V}}_n(\pi) = \widehat{\mathcal{I}}(\pi)$ . Then for some constants  $0 < \underline{b}, c_0 < \infty$  independent of the sample size, for any  $\gamma \in (0, 1)$ ,  $\lambda \geq \underline{b}(\sqrt{v} + \sqrt{\log(1/\gamma)} + 1)$ ,  $N = \sqrt{n}$ , with probability at least  $1 - 2\gamma$ ,*

$$\text{UnFairness}(\hat{\pi}_\lambda) - \inf_{\pi \in \Pi_o} \text{UnFairness}(\pi) \leq c_0 \sqrt{\frac{v}{n}} + c_0 \sqrt{\frac{\log(2/\gamma)}{n}}.$$

The proof is included in Appendix A. Theorem 4.4 characterizes the regret bound for three different notions of UnFairness. The bound scales at rate  $1/\sqrt{n}$ . The lower bound depends, however, on the notion of unfairness. In the following lines, we derive a lower bound for any data-dependent policy which achieves the same rate for the predictive disparity.

**Theorem 4.5** (Lower bound). *Let  $\Pi$  be such that  $\pi(x, s)$  is constant in its last argument  $s$  for all  $x \in \mathcal{X}, \pi \in \Pi$ , and with finite VC-dimension  $v \geq 3$ . Let  $\text{UnFairness}(\pi) = C(\pi)$ , and  $\widehat{\mathcal{V}}_n(\pi) = \widehat{C}(\pi)$ . Let  $\mathcal{U}$  be the set of distributions of  $(X, S)$  and  $\mathcal{P}(X, S) = \{P_{Y,D|(X,S)} : \text{such that } |Y| < M \text{ a.s., and } P(D = 1|X, S) \in (\delta, 1 - \delta)\}$ . Then, there exists a distribution  $P_{X,S,Y,D} = P_{X,S}P_{Y,D|X,S}$  with  $P_{X,S} \in \mathcal{U}, P_{Y,D|X,S} \in \mathcal{P}(X, S)$ , such that for every rule  $\pi_n \in \Pi_o$  based upon  $(X_1, S_1, Y_1, D_1), \dots, (X_n, S_n, Y_n, D_n)$ , for finite constants constant  $0 < c_0, \bar{C} < \infty$  independent of  $n$ , and any  $\gamma \in (0, 1/4)$ ,  $n \geq \max\{\bar{C} \log(1/(4\gamma)), v - 1\}$ , with probability at least  $\gamma$*

$$\text{UnFairness}(\pi_n) - \inf_{\pi \in \Pi_o} \text{UnFairness}(\pi) \geq \sqrt{\frac{c_0 \log(\frac{1}{4\gamma})}{n}}.$$

The proof is contained in Appendix A, and, to our knowledge, it is the first result of this type for fair and Pareto optimal policies. The lower bound states that we can find a distribution and some positive (non-vanishing) probability  $\gamma$  such that any data-dependent policy  $\pi_n$  achieves a regret which scales to zero at a rate no faster than  $1/\sqrt{n}$ . Observe that a direct corollary of such result is that the rate of the lower bound is also achieved in expectation. The condition imposes a restriction on the set of policies  $\Pi$ :  $\Pi$  does not contain policies that use the sensitive attribute as a covariate. This class of policies occurs if anti-discriminatory laws are enforced and incorporated over the set  $\Pi$ . The lower bound applies to prediction disparity, and we leave to future research a more comprehensive study of lower bounds under generic notions of fairness. The derivation modifies arguments in the empirical risk minimization literature (Devroye et al., 2013), due to the dependence of the objective function with the *conditional* probability of treatment.

Throughout this section, we have considered some examples *distributional* notions of fairness, i.e., notions of fairness that depend on distributional statements relative to the sensitive attribute, but not necessarily counterfactual ones. Distributional notions of fairness are often used in the literature, see e.g. Kasy and Abebe (2020), Donini et al. (2018), Narita (2021). *Counterfactual* notions depend instead on counterfactual statements relative to the *sensitive* attribute (Kilbertus et al., 2017). We discuss one counterfactual notion in Section 5.

## 5 Counterfactual UnFairness

This section is of independent interest, and it discusses a novel notion of UnFairness which connects the literature on causal fairness (Kilbertus et al., 2017) and the economic literature on envy-freeness (Varian, 1976). The notion is based on counterfactual statements relative to the *sensitive* attribute. This section defines  $Y(d, s), X(s)$  the potential outcome and covariates as functions of the sensitive attribute  $s$ . The following causal model is considered.

**Assumption 5.1.** Let (A)  $Y(d, s) \perp (D, S) | X(s)$ , (B)  $X(s) \perp S$ .

Assumption 5.1 is only required for estimation with a counterfactual notion of fairness

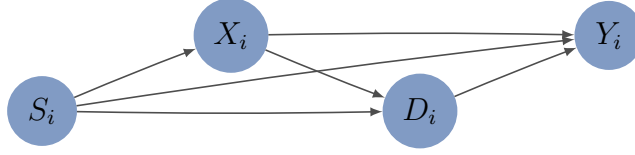


Figure 1: Example of a directed acyclical graph under which Assumption 2.1 holds.

discussed in the following lines and not required for notions of fairness discussed in the previous section. Condition (A) and (B) in Assumption 5.1 state that the sensitive attribute is independent of potential outcomes and covariates, while it allows for the dependence of *observed* covariates and outcomes with the sensitive attribute. This dependence is captured by indexing potential outcomes and covariates by the sensitive attribute. Figure 1 displays a directed acyclical graph under which Assumption 5.1 holds. We observe that the dependence between the sensitive attribute and outcomes and covariates can occur through *unobserved* characteristics, which are dependent on both outcomes and sensitive attributes as long as observables do not *causally* affect the sensitive attribute. To gain further intuition, Figure 2 shows the two cases where violation of unconfoundedness of the sensitive attribute occurs. In the first case (left panel), the confounder *causally changes* both the outcome and the sensitive attribute (Pearl, 2009). The right-panel is equivalent to the left panel, with the confounder causally affecting covariates and the sensitive attribute.<sup>14</sup> Assumption 5.1 is satisfied in the DAGs discussed in Kilbertus et al. (2017), where sensitive attributes do not have causal parents.

Let the conditional welfare, for the policy function being assigned to the opposite attribute, i.e., the effect of  $\pi(x, s_1)$ , on the group  $s_2$ , conditional on covariates, be

$$V_{\pi(x, s_1)}(x, s_2) = \mathbb{E} \left[ \pi(x, s_1) Y_i(1, s_2) + (1 - \pi(x, s_1)) Y_i(0, s_2) \middle| X_i(s_2) = x \right]. \quad (20)$$

<sup>14</sup>Whenever  $S_i$  has not *causal parents* (Pearl, 2009), such as, for instance, age and gender in the application of interest, Assumption 2.1 trivially holds. The case of race represents instead an exception under which Assumption 2.1 may fail since an individual's race depends on parents' characteristics, which may often affect the individual's observables of interest (e.g., income). Assumption 2.1 can be equivalently stated after also conditioning on baseline characteristics such as, for instance, parents' observable characteristics to accommodate this latter case. Namely, we may consider an additional set of covariates  $Z_i$ , and assume that  $X_i(s) \perp S_i | Z_i$ . We omit such an extension for the sake of brevity only.

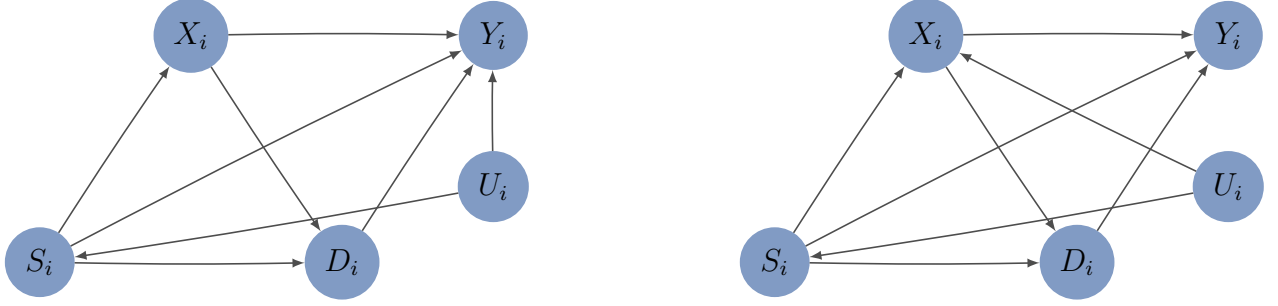


Figure 2: Directed acyclical graphs under which Assumption 2.1 does not hold due to confounding on the sensitive attribute. Confounder is denoted as  $U_i$ .

Envy refers to the concept that “an allocation is equitable if and only if no agent prefers another agent’s bundle to his own” (Varian, 1976). We say that the agent with attribute  $s_2$  *envies* the agent with attribute  $s_1$ , if her welfare (on the right-hand side of Equation 21) exceeds the welfare she would have received had her covariate and policy been assigned the opposite attribute (left-hand side of Equation 21), namely

$$\mathbb{E}_{X(s_1)} \left[ V_{\pi(X(s_1), s_1)} \left( X(s_1), s_2 \right) \right] > \mathbb{E}_{X(s_2)} \left[ V_{\pi(X(s_2), s_2)} \left( X(s_2), s_2 \right) \right]. \quad (21)$$

We then measure the unfairness towards an individual with attribute  $s_2$  as

$$\mathcal{A}(s_1, s_2; \pi) = \mathbb{E}_{X(s_1)} \left[ V_{\pi(X(s_1), s_1)} \left( X(s_1), s_2 \right) \right] - \mathbb{E}_{X(s_2)} \left[ V_{\pi(X(s_2), s_2)} \left( X(s_2), s_2 \right) \right]. \quad (22)$$

Equation (22) makes a connection to previous notions of *counterfactual fairness* (Kilbertus et al., 2017), while, differently from previous references, (i) we provide formal justification to fairness using an envy-freeness argument; (ii) we construct the definition of fairness based on *distributional* impact of the treatment allocation rule on the welfare. It is complementary to Kusner et al. (2019), who compare the effect of the same policy over individuals with the opposite sensitive attribute, lacking an envy-based justification. Also, observe that the notion is different from what we would obtain if we were to define fairness based on incentive-compatibility arguments (Narita, 2021), which instead is directly allowed by our procedure without necessitating Assumption 5.1.

We can then estimate  $\mathcal{A}(\cdot)$  as follows:

$$\begin{aligned} \mathcal{A}_n(s, s'; \pi) = & \frac{1}{n\hat{p}_s} \sum_{i:S_i=s} \left\{ \hat{m}_{1,s'}(X_i)\pi(X_i, s) + \hat{m}_{0,s'}(X_i)(1 - \pi(X_i, s)) \right\} \\ & - \frac{1}{n} \sum_{i=1}^n \left\{ \hat{\Gamma}_{1,s,i}\pi(X_i, s) - \hat{\Gamma}_{0,s,i}(1 - \pi(X_i, s)) \right\}. \end{aligned} \quad (23)$$

Whenever we aim not to discriminate in either direction (women with respect to men and vice-versa), we define unfairness by taking the sum of the effects  $\mathcal{A}(s_1, s_2; \pi)$  and  $\mathcal{A}(s_2, s_1; \pi)$ ,<sup>15</sup> and define counterfactual envy-freeness and its empirical counterpart as

$$\mathbb{E}(\pi) = \mathcal{A}(1, 0; \pi) + \mathcal{A}(0, 1; \pi), \quad \hat{\mathbb{E}}(\pi) = \mathcal{A}_n(1, 0; \pi) + \mathcal{A}_n(0, 1; \pi). \quad (24)$$

Differently from prediction notions of fairness, theoretical guarantees also require the following condition.

**Assumption 5.2.** Assume that for some  $\zeta > 0$ ,

$$\mathbb{E} \left[ \left( \hat{m}_{d,s_1}(X_i(s_2)) - m_{d,s_1}(X_i(s_2)) \right)^2 \right] = \mathcal{O}(n^{-2\zeta}), \quad \forall s_1, s_2 \in \{0, 1\}, d \in \{0, 1\}.$$

Assumption 5.2 states that the estimator of the conditional mean function for each sensitive attribute and treatment status  $s, d \in \{0, 1\}$ , must converge to the true conditional mean function in mean-squared error at some arbitrary rate  $2\zeta > 0$ . Here, we require convergence in  $l_2$  for a given sensitive attribute conditional on the *opposite* sensitive attribute, due to the particular notion of fairness considered.<sup>16</sup> A sufficient condition consists in assuming that  $\sup_{x \in \mathcal{X}} \left| \hat{m}_{d,s}(x) - m_{d,s}(x) \right| = \mathcal{O}(n^{-\zeta})$ . Examples include (i) linear regression models, of the form  $m_{d,s}(x) = x\beta_s$ , with  $\beta_s$  being potentially high-dimensional, and bounded covariates; (ii) local polynomial estimators (Fan and Gijbels, 1996). We can now state the regret bound.

**Theorem 5.1** (Counterfactual envy-freeness). *Let Assumptions 4.1-4.3, 5.1 and 5.2 hold. Let  $\text{UnFairness}(\cdot) = \mathbb{E}(\cdot)$  and  $\hat{\mathcal{V}}_n(\cdot) = \hat{\mathbb{E}}(\cdot)$ . Then for some constants  $0 < \underline{b}, c_0 < \infty$*

<sup>15</sup>Such an approach builds on the notion of “social envy” discussed in Feldman and Kirman (1974).

<sup>16</sup>Namely, to estimate fairness, we need to extrapolate relative to the *opposite* group.



independent of the sample size, for any  $\gamma \in (0, 1)$ ,  $\lambda \geq \underline{b}(\sqrt{v} + \sqrt{\log(1/\gamma)} + 1)$ ,  $N = \sqrt{n}$ , with probability at least  $1 - 2\gamma$ ,

$$\text{UnFairness}(\hat{\pi}) - \inf_{\pi \in \Pi_o} \text{UnFairness}(\pi) \leq c_0 \sqrt{\frac{v}{n^{2\zeta}}} + c_0 \sqrt{\frac{\log(2/\gamma)}{n}}.$$

A corollary of Theorem 5.1 is that under the parametric rate of convergence of the conditional mean function, the regret bound scales at rate  $n^{-1/2}$ . Interestingly, the convergence rate is of order slower than  $n^{-1/2}$  for non-parametric estimators compared to the notions of UnFairness discussed in Section 4. The slower convergence rate is because counterfactual envy-freeness requires estimating the conditional mean function on the population with attribute  $S = s_1$  while averaging over the covariates' distribution with the opposite attribute, therefore requiring extrapolation. This result showcases the *trade-off* in the choice of a counterfactual notion of unfairness relative to predictive ones. It opens new questions on trade-offs across different notions of UnFairness which we leave to future research.

## 6 Empirical Application and Numerical Study

We now discuss the empirical application. This section designs a policy that assigns students to entrepreneurial programs, imposing fairness on gender. We use data that originated from Lyons and Zhang (2017). The paper studies the effect of an entrepreneurship training and incubation program for undergraduate students in North America on subsequent entrepreneurial activity. We have in total 335 observations, of which 53% treated and the remaining under control, and 26% of applicants are women.<sup>17</sup> The population of interest is the pool of final applicants. We construct a targeting rule that assigns the award to the finalist based on the applicant's observable characteristics. We maximize subsequent entrepreneurial activity, which is captured using a dummy variable, indicating whether the participant worked in the startup once the program ended. The study is a quasi-experiment, and, as noted in Lyons and Zhang (2018) the focus on the pool of fi-

---

<sup>17</sup>Data is available at <https://www.openicpsr.org/openicpsr/project/113492/version/V1/view>.

nal applicants mitigates selection on unobservables. Similarly to Lyons and Zhang (2018) we control for residual confounding of the treatment assignment among final applicants through individual level observable characteristics and an observable quality score of the final applicant. Estimation of the nuisance functions is through penalized regression and discussed in Appendix C.1.

We consider three notions of UnFairness: (i) *counterfactual envy*; (ii) *predictive disparity*, which minimizes the probability of treatment between the two groups as in Definition 4.1; (iii) *predictive disparity* with absolute value (i.e. it denotes the absolute difference between the probability of treatment between the two groups). While (ii) and (iii) do not impose conditions on the distribution of the sensitive attribute, counterfactual envy ((i)) assumes unconfoundedness also of the sensitive attribute. Such a condition is equivalent to assuming that the decision to change gender is exogenous. The reader may refer to Figure 2 for a graphical illustration. In case of failure of such assumption, the reader should refer to results for (ii) and (iii) only.

We consider *linear* decision rules, given their large use in economics (Manski, 1975)<sup>18</sup>

$$\Pi = \left\{ \pi(x, \text{fem}) = 1 \left\{ \beta_0 + \beta_1 \text{fem} + x^\top \phi \geq 0 \right\}, \quad (\beta_0, \beta_1, \phi) \in \mathcal{B} \right\}. \quad (25)$$

We allow covariates  $x$  to be either (1) the years to graduation, years of entrepreneurship, the region of the start-up, the major, the school rank, or (2) the score assigned to the candidate by the interviewer and the school rank. We refer to these two cases respectively as *Case 1* and *Case 2*. We consider in-sample capacity constraints imposed on the function class with at most 150 individuals selected for the treatment.<sup>19</sup>

We compare the proposed methodology to the method that maximizes the empirical

<sup>18</sup>This is estimated solving Equation (16) with a small slackness parameter of order  $10^{-6}$ . The reader may refer to Appendix B.3 for details.

<sup>19</sup>The validity of the in-sample capacity constraints follows from a uniform concentration argument of the capacity constraint around its expectation. Formally, we can bound  $\mathbb{E} \left[ \sup_{\pi \in \Pi} \left| \frac{1}{n} \sum_{i=1}^n \pi(X_i) - \mathbb{E}[\pi(X_i)] \right| \right]$  using the Dudley’s entropy integral bound (Wainwright, 2019), that guarantees that the estimated policy controls with high probability the percentage of treated individuals by 150/335 up to a small tolerance of order  $\sqrt{v/n}$ . We can then show using the bounded difference inequality that  $\sup_{\pi \in \Pi} \left| \frac{1}{n} \sum_{i=1}^n \pi(X_i) - \mathbb{E}[\pi(X_i)] \right|$  concentrates at rate  $1/\sqrt{n}$  around its expectation with high probability.

Table 1: Empirical application. The first two columns report the welfare improvement plus the baseline value. The last column reports the importance weights assigned by the method to the welfare of female students. FTP Envy refers to the Fair Targeting rule that minimizes envy-freeness unfairness; FTP Predictive Disp (Definition 4.1) refers to the Pareto allocation that minimizes the difference in probability of treatment (Abs indicate in absolute value); Welfare Max. 1 denotes the method that maximizes the empirical welfare considering  $\Pi_1$ , and similarly Welfare Max. 2, 3 for the function classes, respectively  $\Pi_2, \Pi_3$ .

	Welfare Female		Welfare Male		Importance Weight	
	Case 1	Case 2	Case 1	Case 2	Case 1	Case 2
Fair Envy	0.376	0.372	0.272	0.195	0.384	0.487
FTP Pred	0.432	0.374	0.224	0.180	0.847	0.924
FTP Pred Abs	0.433	0.351	0.208	0.235	0.924	0.487
Welfare Max. 1	0.376	0.351	0.272	0.235	0.266	0.266
Welfare Max. 2	0.288	0.307	0.285	0.238	0.266	0.266
Welfare Max. 3	0.331	0.307	0.265	0.238	0.266	0.266

welfare with the double robust score (Athey and Wager, 2021). We consider three nested function classes for the welfare maximization method. The first does not impose any restriction except for the functional form in Equation (25). The second, imposes that  $\beta_1 = 0$ . The third class imposes that  $\beta_1 = 0$  and that the average effect of the policy on females is at least as large as the one on males. The function classes are

$$\begin{aligned} \Pi_1 &= \Pi, \quad \Pi_2 = \left\{ \pi(x) = 1 \left\{ \beta_0 + x^\top \phi \geq 0 \right\} \right\}, \\ \Pi_3 &= \left\{ \pi(x) = 1 \left\{ \beta_0 + x^\top \phi \geq 0 \right\}, \quad \mathbb{E}_n \left[ (Y_i(1) - Y_i(0)) \pi(X_i) \middle| S = 1 \right] \geq \mathbb{E}_n \left[ (Y_i(1) - Y_i(0)) \pi(X_i) \middle| S = 0 \right] \right\}, \end{aligned}$$

where  $\mathbb{E}_n[\cdot]$  denote the empirical expectation, estimated using the doubly-robust method.

In Figure 3 we plot the Pareto frontier over each function class.<sup>20</sup> The figure shows that restricting the function class of interest leads to Pareto-dominated allocations. This outlines the limitations of maximizing welfare under fairness constraints: such constraints can result as harmful for both types of individuals. Instead, the proposed method enforces

<sup>20</sup>The value functions over the Pareto frontier can be exactly recovered as follows: we solve 2 optimization problems for each  $\alpha_j$ ,  $j \in \{1, \dots, N\}$ . For each of these problems, we impose constraints on the welfare of one of the two groups being larger than the other and vice-versa; we then select the subset of solutions that are not Pareto dominated by the other, and we plot the corresponding welfares in the figure.

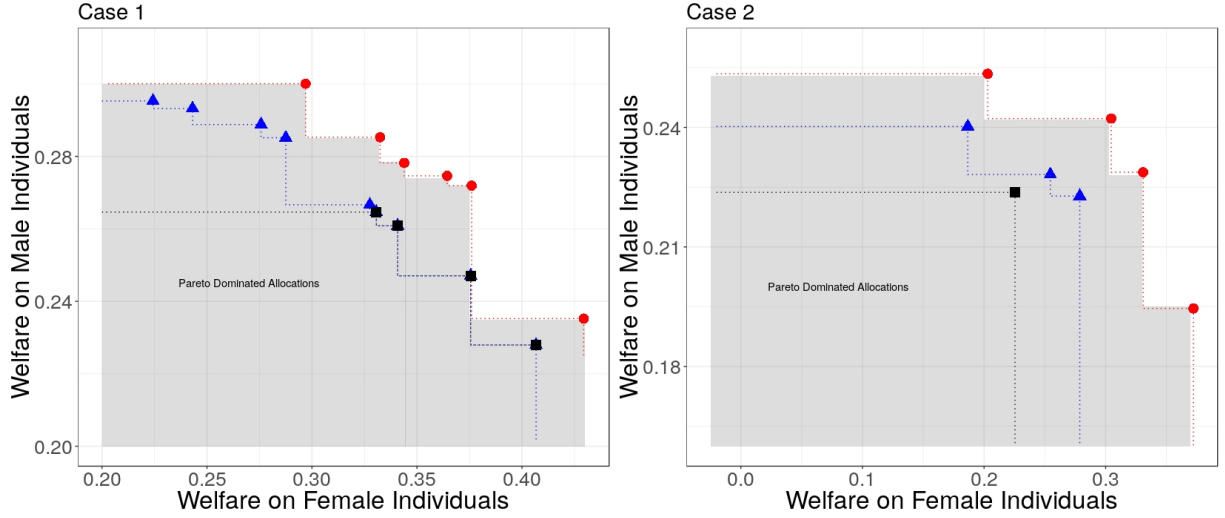


Figure 3: (Discretized) Pareto frontier under deterministic linear policy rule estimated through MIQP. Dots denote Pareto optimal allocations. Red dots (circle) correspond to  $\Pi_1$ , blue dots (triangle) to  $\Pi_2$  and black dots (square) to  $\Pi_3$ .

Pareto optimality in the least constrained environment (red line) and then selects the policy based on fairness considerations.

In Table 1 we collect results<sup>21</sup> of the welfare on female and male students, as well as the relative importance weight assigned to each group for methods that maximize different Un-Fairness measures. In the table, we observe that minimizing Envy and Predictive Disparity leads to (weakly) larger welfare effects on the minority group. Envy leads to comparable results to welfare maximization for *Case 1* due to the discreteness of the frontier.<sup>22</sup> We observe an increase in the welfare of female students when minimizing the *absolute* difference between probabilities of treatments for *Case 1*, and comparable results to the welfare maximization method for *Case 2*. The table shows that the proposed method finds importance weights assigned to each group solely based on the notion of fairness provided, without requiring any prior specification of relative weights assigned to each group. The method that maximizes the empirical welfare instead assigns to the sensitive group the importance

<sup>21</sup>In computations, the competitors (Welfare Maximization) achieves the global optimum (dual gap equal to zero). For the proposed method we impose a maximum time limit on the MIQP.

<sup>22</sup>Observe that even if the weight  $\alpha$  is larger for FTP Envy and FTP Parity Abs in *Case 1* and 2 respectively, this does not lead to a different result than Welfare Max. 1 due to the discreteness of the Pareto frontier.

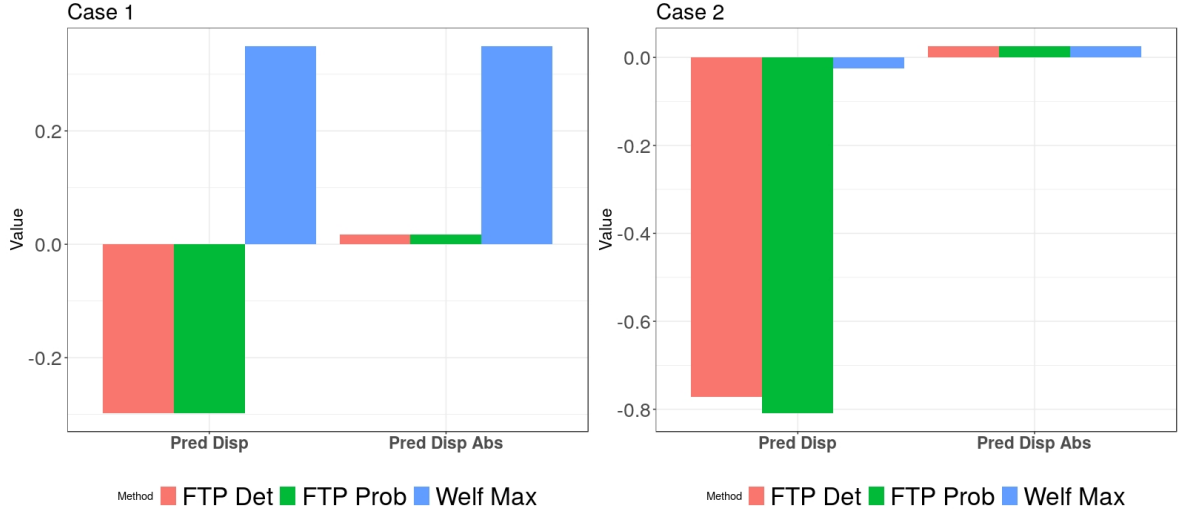


Figure 4: Empirical application. Unfairness level of the Fair Policy Targeting method with a deterministic allocation rule (in red), with a probabilistic decision rule (in green), and of the welfare maximization method (in blue). Pred disp refers to Definition 4.1 and Pred disp abs to Definition 4.1 in absolute value. Smaller values indicate smaller UnFairness.

weight equal to its corresponding probability, small for minorities. In two settings only, the results coincide with the proposed method due to the discreteness of the frontier.

Figure 4 reports the unfairness level for different sets of covariates, with unfairness measured as the difference in the probability of treatments between the two groups. Overall, Figure 4 shows that the level of the unfairness of the proposed method is uniformly smaller than the unfairness achieved by maximizing welfare, consistently with results in Section 2.

Finally, it is interesting to compare also with probabilistic decision rules, which are allowed in our framework. Figure 4 also collects result also for a probabilistic policy function (in green) which is a super-set of  $\Pi$  in Equation (25) and assigns different probabilities of treatments to groups below and above the hyperplane in Equation (25) (see Appendix B.3).<sup>23</sup> Results are mostly comparable across probabilistic or deterministic decisions. However, we find that a probabilistic decision enlarges the set of Pareto efficient allocations relative to the maximum score function, which we discuss in Appendix C.1.

<sup>23</sup>Formally, the function class is  $\left\{ \pi_{\beta}(X, S) = p_1 1\{X_i^{\top} \beta + S\beta_0 > 0\} + p_0 1\{X^{\top} \beta + S\beta_0 \leq 0\}, p_1, p_0 \in [0, 1], \beta \in \mathcal{B} \right\}$ .

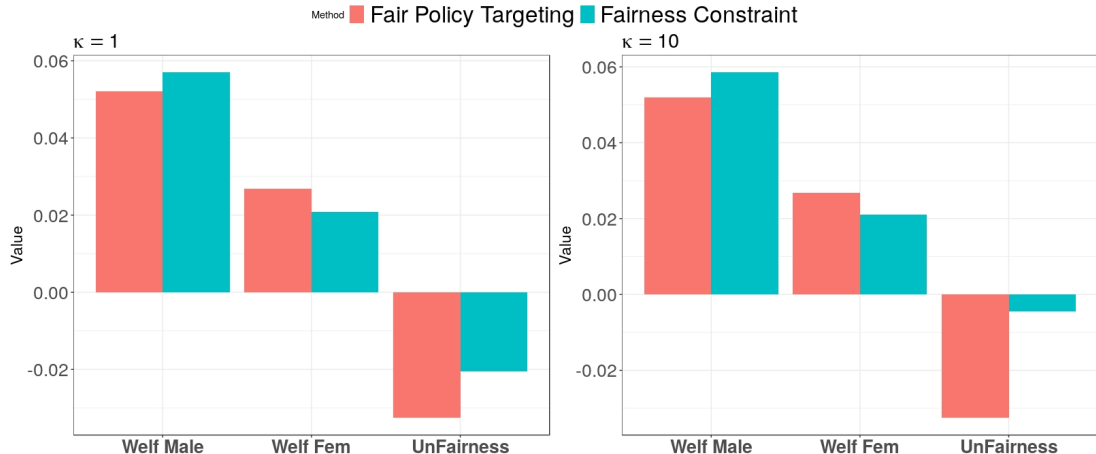


Figure 5: Numerical study calibrated to data from [Lyons and Zhang \(2017\)](#). Results averaged over 500 replications using a linear probabilistic decision rule constrained between zero and one.  $n = 400$ . The left panel collects results for  $\kappa = 1$  (stricted fairness constraints) and the right panel for  $\kappa = 10$  (slacker fairness constraints). Colored in red is the proposed method, and in blue, the method that maximizes the empirical welfare imposing fairness constraints. In each panel, the first two columns report the welfare of each group, and the third column the difference in probability of being treated between females and males students.

## 6.1 A Calibrated Experiment

Next, we conduct a calibrated experiment to test the method’s performance. We estimate the model using a penalized logistic regression using data from [Lyons and Zhang \(2017\)](#) as we do in the empirical application, and we run the simulations calibrated to the estimated model. Covariates and sensitive attributes are drawn with replacement from the empirical distribution, and the policy is estimated using all covariates also used for estimation. Appendix C.2 contains details. We consider 500 replications with  $n = 400$ , while in Appendix C.2, we show that results are robust for  $n = 600$ . For computational reasons, we consider linear probabilistic treatment assignments  $X^\top \beta$  constrained between zero and one, with  $\beta$  computed using a linear program with linear constraints.<sup>24</sup> We contrast our procedure (estimated without fairness constraints) to the procedure that considers the same function class, but it maximizes the empirical welfare under the additional constraint that

<sup>24</sup>Such assignments are chosen for computation reasons since they do not involve integer variables. See Appendix B.3 for a detailed description.

$\text{UnFairness}_n(\pi) \leq \kappa/n$ , where  $\text{UnFairness}_n(\pi)$  is the empirical counterpart of the notion of predictive parity as in Definition 4.1.<sup>25</sup> We let  $\kappa \in \{1, 10\}$ . We impose the same capacity constraint as in the application with the maximum number of treated students equal to one hundred and fifty. We collect results in Figure 5, where we report the population welfare and unfairness of each method (based on the simulation design), averaged across the simulations. The figure corroborates our theoretical findings. First, Fair Policy Targeting is not Pareto dominated by the existing competitor: it leads to strictly *larger* welfare on female students, but to smaller welfare on the male students. Second, our proposed procedure also leads to *smaller* unfairness. This property follows from the fact that our procedure either (or both) is strictly Pareto dominant or leads to smaller UnFairness while not being Pareto dominated. The key intuition is the following: even when fairness constraints are imposed, the competitor imposes a small importance weight on the minority group. This results in UnFairness that, while satisfying the constraint, can still be large. Fair Policy Targeting instead chooses the importance weight assigned to each group to minimize UnFairness, and, as a result, either (or both) leads to lower unfairness without being Pareto dominated as in this case, or it is strictly Pareto dominant.

## 7 Conclusion

In this paper, we have introduced a novel method for estimating fair and optimal treatment allocation rules. We proposed a multi-objective decision problem, where the policymaker aims to select the least unfair policy in the set of Pareto optimal allocations. We discuss a set of theoretical guarantees on the estimated policy and provide an application. From a theoretical perspective, we open new questions on the trade-offs between predictive and causal notions of fairness and its corresponding regret bound. Counterfactual notions require extrapolation, hence possibly leading to a slower convergence rate. We leave to future research a comprehensive study of properties of different notions of fairness in terms of their implied regret. From a practical perspective, an interesting new direc-

---

<sup>25</sup>We observe that also other measures may be considered. We consider predictive parity for computational convenience and the sake of brevity.

tion is estimation with non-utilitarian within-group welfare measures. Finally, the decision problem considered aims to balance efficiency and fairness, and a study of such trade-offs in a decision theoretical framework remains an open research question.

## References

- Armstrong, T. and S. Shen (2015). Inference on optimal treatment assignments. *Available at SSRN 2592479*.
- Athey, S. and S. Wager (2021). Policy learning with observational data. *Econometrica* 89(1), 133–161.
- Balashankar, A., A. Lees, C. Welty, and L. Subramanian (2019). What is fair? exploring pareto-efficiency for fairness constrained classifiers. *arXiv preprint arXiv:1910.14120*.
- Bhattacharya, D. and P. Dupas (2012). Inferring welfare maximizing treatment assignment under budget constraints. *Journal of Econometrics* 167(1), 168–196.
- Boucheron, S., O. Bousquet, and G. Lugosi (2005). Theory of classification: A survey of some recent advances. *ESAIM: probability and statistics* 9, 323–375.
- Boucheron, S., G. Lugosi, and P. Massart (2013). *Concentration inequalities: A nonasymptotic theory of independence*. Oxford university press.
- Boucheron, S., G. Lugosi, P. Massart, et al. (2003). Concentration inequalities using the entropy method. *The Annals of Probability* 31(3), 1583–1614.
- Charnes, A. and W. W. Cooper (1962). Programming with linear fractional functionals. *Naval Research logistics quarterly* 9(3-4), 181–186.
- Chernozhukov, V., W. K. Newey, and J. Robins (2018). Double/de-biased machine learning using regularized riesz representers. Technical report, cemmap working paper.
- Chouldechova, A. (2017). Fair prediction with disparate impact: A study of bias in recidivism prediction instruments. *Big data* 5(2), 153–163.
- Corbett-Davies, S. and S. Goel (2018). The measure and mismeasure of fairness: A critical review of fair machine learning. *arXiv preprint arXiv:1808.00023*.
- Coston, A., A. Mishler, E. H. Kennedy, and A. Chouldechova (2020). Counterfactual risk assessments, evaluation, and fairness. In *Proceedings of the 2020 Conference on Fairness, Accountability, and Transparency*, pp. 582–593.
- Cowgill, B. and C. E. Tucker (2019). Economics, fairness and algorithmic bias. *preparation for: Journal of Economic Perspectives*.
- Devroye, L., L. Györfi, and G. Lugosi (2013). *A probabilistic theory of pattern recognition*, Volume 31. Springer Science & Business Media.



- Donini, M., L. Oneto, S. Ben-David, J. S. Shawe-Taylor, and M. Pontil (2018). Empirical risk minimization under fairness constraints. In *Advances in Neural Information Processing Systems*, pp. 2791–2801.
- Dwork, C., M. Hardt, T. Pitassi, O. Reingold, and R. Zemel (2012). Fairness through awareness. In *Proceedings of the 3rd innovations in theoretical computer science conference*, pp. 214–226.
- Elliott, G. and R. P. Lieli (2013). Predicting binary outcomes. *Journal of Econometrics* 174(1), 15–26.
- Fan, J. and I. Gijbels (1996). *Local polynomial modelling and its applications: monographs on statistics and applied probability 66*, Volume 66. CRC Press.
- Farrell, M. H. (2015). Robust inference on average treatment effects with possibly more covariates than observations. *Journal of Econometrics* 189(1), 1–23.
- Feldman, A. and A. Kirman (1974). Fairness and envy. *The American Economic Review*, 995–1005.
- Finkelstein, A., S. Taubman, B. Wright, M. Bernstein, J. Gruber, J. P. Newhouse, H. Allen, K. Baicker, and O. H. S. Group (2012). The oregon health insurance experiment: evidence from the first year. *The Quarterly journal of economics* 127(3), 1057–1106.
- Florios, K. and S. Skouras (2008). Exact computation of max weighted score estimators. *Journal of Econometrics* 146(1), 86–91.
- Hardt, M., E. Price, and N. Srebro (2016). Equality of opportunity in supervised learning. In *Advances in neural information processing systems*, pp. 3315–3323.
- Hirano, K. and J. R. Porter (2009). Asymptotics for statistical treatment rules. *Econometrica* 77(5), 1683–1701.
- Imbens, G. W. and D. B. Rubin (2015). *Causal inference in statistics, social, and biomedical sciences*. Cambridge University Press.
- Kasy, M. and R. Abebe (2020). Fairness, equality, and power in algorithmic decision making. Technical report.
- Kilbertus, N., M. R. Carulla, G. Parascandolo, M. Hardt, D. Janzing, and B. Schölkopf (2017). Avoiding discrimination through causal reasoning. In *Advances in Neural Information Processing Systems*, pp. 656–666.
- Kitagawa, T. and A. Tetenov (2018). Who should be treated? Empirical welfare maximization methods for treatment choice. *Econometrica* 86(2), 591–616.
- Kitagawa, T. and A. Tetenov (2019). Equality-minded treatment choice. *Journal of Business & Economic Statistics*, 1–14.
- Kleinberg, J., J. Ludwig, S. Mullainathan, and A. Rambachan (2018). Algorithmic fairness. In *Aea papers and proceedings*, Volume 108, pp. 22–27.

- Kusner, M., C. Russell, J. Loftus, and R. Silva (2019). Making decisions that reduce discriminatory impacts. In *International Conference on Machine Learning*, pp. 3591–3600.
- Liu, Y., G. Radanovic, C. Dimitrakakis, D. Mandal, and D. C. Parkes (2017). Calibrated fairness in bandits. *arXiv preprint arXiv:1707.01875*.
- Lyons, E. and L. Zhang (2017). The impact of entrepreneurship programs on minorities. *American Economic Review* 107(5), 303–07.
- Lyons, E. and L. Zhang (2018). Who does (not) benefit from entrepreneurship programs? *Strategic Management Journal* 39(1), 85–112.
- Manski (2004). Statistical treatment rules for heterogeneous populations. *Econometrica* 72(4), 1221–1246.
- Manski, C. F. (1975). Maximum score estimation of the stochastic utility model of choice. *Journal of econometrics* 3(3), 205–228.
- Manski, C. F. and T. S. Thompson (1989). Estimation of best predictors of binary response. *Journal of Econometrics* 40(1), 97–123.
- Martinez, N., M. Bertran, and G. Sapiro (2019). Fairness with minimal harm: A pareto-optimal approach for healthcare. *arXiv preprint arXiv:1911.06935*.
- Mas-Colell, A., M. D. Whinston, J. R. Green, et al. (1995). *Microeconomic theory*, Volume 1. Oxford university press New York.
- Mbakop, E. and M. Tabord-Meehan (2021). Model selection for treatment choice: Penalized welfare maximization. *Econometrica* 89(2), 825–848.
- Murphy, S. A. (2003). Optimal dynamic treatment regimes. *Journal of the Royal Statistical Society: Series B (Statistical Methodology)* 65(2), 331–355.
- Nabi, R., D. Malinsky, and I. Shpitser (2019). Learning optimal fair policies. *Proceedings of machine learning research* 97, 4674.
- Narita, Y. (2021). Incorporating ethics and welfare into randomized experiments. *Proceedings of the National Academy of Sciences* 118(1).
- Negishi, T. (1960). Welfare economics and existence of an equilibrium for a competitive economy. *Metroeconomica* 12(2-3), 92–97.
- Newey, W. K. (1990). Semiparametric efficiency bounds. *Journal of applied econometrics* 5(2), 99–135.
- Pearl, J. (2009). *Causality*. Cambridge university press.
- Rai, Y. (2018). Statistical inference for treatment assignment policies. *Unpublished Manuscript*.
- Rambachan, A., J. Kleinberg, J. Ludwig, and S. Mullainathan (2020). An economic approach to regulating algorithms.

- Robins, J. M. and A. Rotnitzky (1995). Semiparametric efficiency in multivariate regression models with missing data. *Journal of the American Statistical Association* 90(429), 122–129.
- Robins, J. M., A. Rotnitzky, and L. P. Zhao (1994). Estimation of regression coefficients when some regressors are not always observed. *Journal of the American statistical Association* 89(427), 846–866.
- Rotblat, J. (1999). A hippocratic oath for scientists. *Science* 286(5444), 1475–1475.
- Rubin, D. B. (1990). Formal mode of statistical inference for causal effects. *Journal of statistical planning and inference* 25(3), 279–292.
- Stoye, J. (2012). Minimax regret treatment choice with covariates or with limited validity of experiments. *Journal of Econometrics* 166(1), 138–156.
- Sun, L. (2020). Empirical welfare maximization with constraints. Technical report, Working paper.
- Tetenov, A. (2012). Statistical treatment choice based on asymmetric minimax regret criteria. *Journal of Econometrics* 166(1), 157–165.
- Ustun, B., Y. Liu, and D. Parkes (2019). Fairness without harm: Decoupled classifiers with preference guarantees. In *International Conference on Machine Learning*, pp. 6373–6382.
- Van Der Vaart, A. W. and J. A. Wellner (1996). Weak convergence. In *Weak convergence and empirical processes*, pp. 16–28. Springer.
- Varian, H. R. (1976). Two problems in the theory of fairness. *Journal of Public Economics* 5(3-4), 249–260.
- Viviano, D. (2019). Policy targeting under network interference. *arXiv preprint arXiv:1906.10258*.
- Wainwright, M. J. (2019). *High-dimensional statistics: A non-asymptotic viewpoint*, Volume 48. Cambridge University Press.
- Wolsey, L. A. and G. L. Nemhauser (1999). *Integer and combinatorial optimization*, Volume 55. John Wiley & Sons.
- Xiao, L., Z. Min, Z. Yongfeng, G. Zhaoquan, L. Yiqun, and M. Shaoping (2017). Fairness-aware group recommendation with pareto-efficiency. In *Proceedings of the Eleventh ACM Conference on Recommender Systems*, pp. 107–115.
- Yoshikawa, H., A. Gassman-Pines, P. A. Morris, L. A. Gennetian, and E. B. Godfrey (2010). Racial/ethnic differences in effects of welfare policies on early school readiness and later achievement. *Applied developmental science* 14(3), 137–153.
- Zhou, Z., S. Athey, and S. Wager (2018). Offline multi-action policy learning: Generalization and optimization. *arXiv preprint arXiv:1810.04778*.

# SUPPLEMENTARY MATERIALS

## A Main Proofs

Throughout the rest of our discussion we define

$$\Pi_{o,n} = \left\{ \pi_\alpha \in \Pi : \pi_\alpha \in \arg \sup_{\pi \in \Pi} \left\{ \alpha \hat{W}_0(\pi) + (1 - \alpha) \hat{W}_1(\pi) \right\}, \text{ s.t. } \alpha \in (0, 1) \right\}. \quad (26)$$

Throughout our discussion, we let  $N = \sqrt{n}$  as discussed in the main text. We denote  $\alpha_1 - \alpha_2 = \varepsilon$ , where, recall, the grid of  $(\alpha_i)_{i=1}^N$  contains element equally spaced.

### A.1 Auxiliary Lemmas

**Lemma A.1.** *Under Assumption 2.1, 4.2 for any sensitive attribute  $s \in \{0, 1\}$*

$$W_s(\pi) = \mathbb{E} \left[ \frac{1\{S_i = s\}}{p_s} \left( \frac{Y_i D_i}{e(X_i, s)} - \frac{Y_i(1 - D_i)}{1 - e(X_i, s)} \right) \pi(X_i, s) \right]. \quad (27)$$

*Proof of Lemma A.1.* Assumption 4.2 guarantees existence of the expectation. By definition of the conditional expectation

$$(27) = \mathbb{E} \left[ \left( \frac{Y_i D_i}{e(X_i, s)} - \frac{Y_i(1 - D_i)}{1 - e(X_i, s)} \right) \pi(X_i, s) \middle| S_i = s \right].$$

Using the law of iterated expectations and Assumption 2.1 the result directly follows.  $\square$

**Lemma A.2.** *Let  $W_{s,n} = \frac{1}{n} \sum_{i=1}^n (\Gamma_{1,s,i} - \Gamma_{0,s,i}) \pi(X_i, s)$ , where  $\Gamma_{d,s,i}$  is defined as in Equation (10). Let Assumptions 2.1, 4.1, and 4.2 hold. Then with probability at least  $1 - \gamma$ ,*

$$\sup_{\alpha \in (0,1)} \sup_{\pi \in \Pi} \left| \alpha W_0(\pi) + (1 - \alpha) W_1(\pi) - \alpha W_{0,n}(\pi) + (1 - \alpha) W_{1,n}(\pi) \right| \leq \bar{C} \frac{M}{\delta^2} \sqrt{v/n} + \frac{\bar{C} M}{\delta^2} \sqrt{\log(2/\gamma)/n} \quad (28)$$

for a universal constant  $\bar{C} < \infty$ . In addition,

$$\mathbb{E} \left[ \sup_{\alpha \in (0,1)} \sup_{\pi \in \Pi} \left| \alpha W_0(\pi) + (1 - \alpha) W_1(\pi) - \alpha W_{0,n}(\pi) + (1 - \alpha) W_{1,n}(\pi) \right| \right] \leq \bar{C} \frac{M}{\delta^2} \sqrt{v/n}. \quad (29)$$

*Proof of Lemma A.2.* Throughout the proof we refer to  $\bar{C} < \infty$  as a universal constant. Observe first that under Assumption 4.2 and Assumption 4.1, we have

$$\sup_{\alpha \in (0,1)} \sup_{\pi \in \Pi} \left| \alpha W_0(\pi) + (1 - \alpha) W_1(\pi) - \alpha W_{0,n}(\pi) + (1 - \alpha) W_{1,n}(\pi) \right|, \quad (30)$$

satisfies the bounded difference assumption (Boucheron et al., 2013) with constant  $\frac{2M}{\delta^2 n}$ . See for instance Boucheron et al. (2005). By the bounded difference inequality, with probability at least  $1 - \gamma$ ,

$$\begin{aligned} & \sup_{\alpha \in (0,1)} \sup_{\pi \in \Pi} \left| \alpha W_0(\pi) + (1 - \alpha) W_1(\pi) - \alpha W_{0,n}(\pi) + (1 - \alpha) W_{1,n}(\pi) \right| \\ & \leq \mathbb{E} \left[ \sup_{\alpha \in (0,1)} \sup_{\pi \in \Pi} \left| \alpha W_0(\pi) + (1 - \alpha) W_1(\pi) - \alpha W_{0,n}(\pi) + (1 - \alpha) W_{1,n}(\pi) \right| \right] + \bar{C} \frac{M}{\delta^2} \sqrt{\log(2/\gamma)/n}. \end{aligned} \quad (31)$$

We now move to bound the expectation in the right-hand side of Equation (31). Under Assumption 2.1, we obtain by Lemma A.1 and trivial rearrangements, that

$$\mathbb{E} \left[ \alpha W_0(\pi) + (1 - \alpha) W_1(\pi) - \alpha W_{0,n}(\pi) + (1 - \alpha) W_{1,n}(\pi) \right] = 0. \quad (32)$$

Using the symmetrization argument (Van Der Vaart and Wellner, 1996), we can now bound the above supremum with the Radamacher complexity of the function class of interest (e.g., Athey and Wager (2021), Viviano (2019), Mbakop and Tabord-Meehan (2021)), which combined with the triangle inequality reads as follows:

$$\begin{aligned} & \mathbb{E} \left[ \sup_{\alpha \in (0,1)} \sup_{\pi \in \Pi} \left| \alpha W_0(\pi) + (1 - \alpha) W_1(\pi) - \alpha W_{0,n}(\pi) + (1 - \alpha) W_{1,n}(\pi) \right| \right] \\ & \leq \mathbb{E} \left[ \sup_{\alpha \in (0,1)} \sup_{\pi \in \Pi} \left| \alpha W_0(\pi) - \alpha W_{0,n}(\pi) \right| \right] + \mathbb{E} \left[ \sup_{\alpha \in (0,1)} \sup_{\pi \in \Pi} \left| (1 - \alpha) W_1(\pi) - (1 - \alpha) W_{1,n}(\pi) \right| \right] \\ & \leq \mathbb{E} \left[ \sup_{\pi \in \Pi} \left| W_0(\pi) - W_{0,n}(\pi) \right| \right] + \mathbb{E} \left[ \sup_{\pi \in \Pi} \left| W_1(\pi) - W_{1,n}(\pi) \right| \right] \\ & \leq \mathbb{E} \left[ \sup_{\pi \in \Pi} \left| \frac{1}{n} \sum_{i=1}^n \sigma_i \pi(X_i, 1) \Gamma_{1,1,i} \right| \right] + \mathbb{E} \left[ \sup_{\pi \in \Pi} \left| \frac{1}{n} \sum_{i=1}^n \sigma_i \pi(X_i, 1) \Gamma_{0,1,i} \right| \right] \\ & + \mathbb{E} \left[ \sup_{\pi \in \Pi} \left| \frac{1}{n} \sum_{i=1}^n \sigma_i \pi(X_i, 0) \Gamma_{1,0,i} \right| \right] + \mathbb{E} \left[ \sup_{\pi \in \Pi} \left| \frac{1}{n} \sum_{i=1}^n \sigma_i \pi(X_i, 0) \Gamma_{0,0,i} \right| \right], \end{aligned} \quad (33)$$

where here  $\sigma_i$  are independent Radamacher random variables. We can study each component of the above expression separately. By the Dudley's entropy integral bound, since the VC-dimension of the function class  $\Pi$  is bounded by Assumption 4.1, and since each  $\Gamma_{d,s}$  is

bounded, we obtain (see for instance [Wainwright \(2019\)](#)), under Assumption 4.1 (A) and (B), with trivial rearrangement

$$\mathbb{E} \left[ \sup_{\pi \in \Pi} \left| \frac{1}{n} \sum_{i=1}^n \sigma_i \pi(X_i, s) \Gamma_{d,s,i} \right| \right] \leq \frac{M\bar{C}}{\delta^2} \sqrt{v/n}. \quad (34)$$

for each  $d, s$ . The remaining terms follow similarly. The proof is complete.  $\square$

**Lemma A.3.** *Let Assumptions 2.1, 4.1-4.3 hold. Then with probability at least  $1 - \gamma$ ,*

$$\sup_{\alpha \in (0,1)} \sup_{\pi \in \Pi} \left| \alpha W_0(\pi) + (1-\alpha) W_1(\pi) - \alpha \hat{W}_0(\pi) + (1-\alpha) \hat{W}_1(\pi) \right| \leq \bar{C} \frac{M}{\delta^2} \sqrt{v/n} + \frac{\bar{C}M}{\delta^2} \sqrt{\log(2/\gamma)/n} \quad (35)$$

for a universal constant  $\bar{C} < \infty$ .

*Proof of Lemma A.3.* First observe that we can bound the above expression as

$$\begin{aligned} & \sup_{\alpha \in (0,1)} \sup_{\pi \in \Pi} \left| \alpha W_0(\pi) + (1-\alpha) W_1(\pi) - \alpha \hat{W}_0(\pi) + (1-\alpha) \hat{W}_1(\pi) \right| \leq \\ & \sup_{\alpha \in (0,1)} \sup_{\pi \in \Pi} \underbrace{\left| \alpha W_0(\pi) + (1-\alpha) W_1(\pi) - \alpha W_{0,n}(\pi) + (1-\alpha) W_{1,n}(\pi) \right|}_{(I)} \\ & + \sup_{\alpha \in (0,1)} \sup_{\pi \in \Pi} \underbrace{\left| \alpha W_{0,n}(\pi) + (1-\alpha) W_{1,n}(\pi) - \alpha \hat{W}_0(\pi) + (1-\alpha) \hat{W}_1(\pi) \right|}_{(II)}. \end{aligned} \quad (36)$$

Here  $W_{s,n}$  is as defined in Lemma A.2. The term (I) is bounded as in Lemma A.2. Therefore, we are only left to discuss (II).

Using the triangular inequality, we only need to bound

$$\sup_{\pi \in \Pi} \left| W_{0,n}(\pi) - \hat{W}_{0,n}(\pi) \right| + \sup_{\pi \in \Pi} \left| W_{1,n}(\pi) - \hat{W}_{1,n}(\pi) \right|. \quad (37)$$

We bound the first term while the second term follows similarly. We write

$$\begin{aligned}
& \sup_{\pi \in \Pi} \left| W_{s,n}(\pi) - \hat{W}_s(\pi) \right| \\
& \leq \left| \frac{1}{n} \sum_{i=1}^n \frac{1\{S_i = s\}}{p_s} \frac{D_i(Y_i - m_{1,s}(X_i))}{e(X_i, s)} \pi(X_i, s) + \frac{1\{S_i = s\}}{p_s} m_{1,s}(X_i) \pi(X_i, s) \right. \\
& \quad \left. - \frac{1}{n} \sum_{i=1}^n \frac{1\{S_i = s\}}{\hat{p}_s} \frac{D_i(Y_i - \hat{m}_{1,s}(X_i))}{\hat{e}(X_i, s)} \pi(X_i, s) - \frac{1\{S_i = s\}}{\hat{p}_s} \hat{m}_{1,s}(X_i) \pi(X_i, s) \right| \quad (38) \\
& \quad + \left| \frac{1}{n} \sum_{i=1}^n \frac{1\{S_i = s\}}{p_s} \frac{(1 - D_i)(Y_i - m_{0,s}(X_i))}{1 - e(X_i, s)} \pi(X_i, s) + \frac{1\{S_i = s\}}{p_s} m_{0,s}(X_i) \pi(X_i, s) \right. \\
& \quad \left. - \frac{1}{n} \sum_{i=1}^n \frac{1\{S_i = s\}}{\hat{p}_s} \frac{(1 - D_i)(Y_i - \hat{m}_{0,s}(X_i))}{1 - \hat{e}(X_i, s)} \pi(X_i, s) - \frac{1\{S_i = s\}}{\hat{p}_s} \hat{m}_{0,s}(X_i) \pi(X_i, s) \right|.
\end{aligned}$$

We discuss the first component while the second follows similarly.

With trivial re-arrangement, using the triangular inequality, we obtain that the following holds

$$\begin{aligned}
& \left| \frac{1}{n} \sum_{i=1}^n \frac{1\{S_i = s\}}{p_s} \frac{D_i(Y_i - m_{1,s}(X_i))}{e(X_i, s)} \pi(X_i, s) + \frac{1\{S_i = s\}}{p_s} m_{1,s}(X_i) \pi(X_i, s) \right. \\
& \quad \left. - \frac{1}{n} \sum_{i=1}^n \frac{1\{S_i = s\}}{\hat{p}_s} \frac{D_i(Y_i - \hat{m}_{1,s}(X_i))}{\hat{e}(X_i, s)} \pi(X_i, s) - \frac{1\{S_i = s\}}{\hat{p}_s} \hat{m}_{1,s}(X_i) \pi(X_i, s) \right| \\
& \leq \sup_{\pi \in \Pi} \underbrace{\left| \frac{1}{n} \sum_{i=1}^n 1\{S_i = s\} D_i(Y_i - m_{1,s}(X_i)) \left( \frac{1}{p_s e(X_i, s)} - \frac{1}{\hat{p}_s \hat{e}(X_i, s)} \right) \pi(X_i, s) \right|}_{(i)} \quad (39) \\
& \quad + \sup_{\pi \in \Pi} \underbrace{\left| \frac{1}{n} \sum_{i=1}^n \left( \frac{1\{S_i = s\} D_i}{\hat{e}(X_i, s) \hat{p}_s} - \frac{1\{S_i = s\}}{p_s} \right) (m_{1,s}(X_i) - \hat{m}_{1,s}(X_i)) \pi(X_i, s) \right|}_{(ii)}.
\end{aligned}$$

We study (i) and (ii) separately. We start from (i). Recall, that by cross fitting  $\hat{e}(X_i, s) = \hat{e}^{-k(i)}(X_i, s)$ , where  $k(i)$  is the fold containing unit  $i$ . Therefore, observe that given the  $K$

folds for cross-fitting, we have

$$\begin{aligned}
& \left| \frac{1}{n} \sum_{i=1}^n 1\{S_i = s\} D_i(Y_i - m_{1,s}(X_i)) \left( \frac{1}{p_s e(X_i, s)} - \frac{1}{\hat{p}_s \hat{e}(X_i, s)} \right) \pi(X_i, s) \right| \\
& \leq \sum_{k \in \{1, \dots, K\}} \left| \frac{1}{n} \sum_{i \in \mathcal{I}_k} 1\{S_i = s\} D_i(Y_i - m_{1,s}(X_i)) \left( \frac{1}{p_s e(X_i, s)} - \frac{1}{\hat{p}_s^{(-k(i))} \hat{e}^{(-k(i))}(X_i, s)} \right) \pi(X_i, s) \right|.
\end{aligned} \tag{40}$$

In addition, we have that

$$\begin{aligned}
& \mathbb{E} \left[ \sum_{i \in \mathcal{I}_k} 1\{S_i = s\} D_i(Y_i - m_{1,s}(X_i)) \left( \frac{1}{p_s e(X_i, s)} - \frac{1}{\hat{p}_s^{(-k(i))} \hat{e}^{(-k(i))}(X_i, s)} \right) \pi(X_i, s) \right] \\
& = \mathbb{E} \left[ \mathbb{E} \left[ \sum_{i \in \mathcal{I}_k} 1\{S_i = s\} D_i(Y_i - m_{1,s}(X_i)) \left( \frac{1}{p_s e(X_i, s)} - \frac{1}{\hat{p}_s^{(-k(i))} \hat{e}^{(-k(i))}(X_i, s)} \right) \pi(X_i, s) \middle| \hat{p}^{(-k(i))}, \hat{e}^{(-k(i))} \right] \right] \\
& = 0,
\end{aligned} \tag{41}$$

by cross-fitting. By Assumption 4.3, we know that

$$\sup_{x \in \mathcal{X}, s \in \mathcal{S}} \left| \frac{1}{p_s e(x, s)} - \frac{1}{\hat{p}_s^{(-k(i))} \hat{e}^{(-k(i))}(x, s)} \right| \leq 2/\delta^2 \tag{42}$$

and therefore each summand in Equation (87) is bounded by a finite constant  $2/\delta^2$ . We now obtain, using the symmetrization argument (Van Der Vaart and Wellner, 1996), and the Dudley's entropy integral (Wainwright, 2019)

$$\begin{aligned}
& \mathbb{E} \left[ \sup_{\pi \in \Pi} \left| \frac{1}{n} \sum_{i \in \mathcal{I}_k} 1\{S_i = s\} D_i(Y_i - m_{1,s}(X_i)) \left( \frac{1}{p_s e(X_i, s)} - \frac{1}{\hat{p}_s^{(-k(i))} \hat{e}^{(-k(i))}(X_i, s)} \right) \pi(X_i, s) \right| \middle| \hat{p}^{(-k(i))}, \hat{e}^{(-k(i))} \right] \\
& \lesssim \frac{M}{\delta^2} \sqrt{v/n}.
\end{aligned} \tag{43}$$

In addition, by the bounded difference inequality (Boucheron et al., 2005), with probability at least  $1 - \gamma$ , for a universal constant  $c < \infty$

$$\begin{aligned}
& \sup_{\pi \in \Pi} \left| \frac{1}{n} \sum_{i \in \mathcal{I}_k} 1\{S_i = s\} D_i(Y_i - m_{1,s}(X_i)) \left( \frac{1}{p_s e(X_i, s)} - \frac{1}{\hat{p}_s^{(-k(i))} \hat{e}^{(-k(i))}(X_i, s)} \right) \pi(X_i, s) \right| \leq \\
& \mathbb{E} \left[ \sup_{\pi \in \Pi} \left| \frac{1}{n} \sum_{i \in \mathcal{I}_k} 1\{S_i = s\} D_i(Y_i - m_{1,s}(X_i)) \left( \frac{1}{p_s e(X_i, s)} - \frac{1}{\hat{p}_s^{(-k(i))} \hat{e}^{(-k(i))}(X_i, s)} \right) \pi(X_i, s) \right| \middle| \hat{p}^{(-k(i))}, \hat{e}^{(-k(i))} \right] \\
& + c \frac{M}{\delta^2} \sqrt{\frac{\log(2/\gamma)}{n}}.
\end{aligned} \tag{44}$$



We now consider the term (ii). Observe that we can write

$$\begin{aligned}
(ii) &\leq \underbrace{\sup_{\pi \in \Pi} \left| \frac{1}{n} \sum_{i=1}^n \left( \frac{D_i 1\{S_i = s\}}{\hat{p}_s \hat{e}(X_i, s)} - \frac{D_i 1\{S_i = s\}}{p_s e(X_i, s)} \right) (m_{1,s}(X_i) - \hat{m}_{1,s}(X_i)) \pi(X_i, s) \right|}_{(j)} \\
&\quad + \underbrace{\sup_{\pi \in \Pi} \left| \frac{1}{n} \sum_{i=1}^n \left( \frac{D_i 1\{S_i = s\}}{p_s e(X_i, s)} - \frac{1\{S_i = s\}}{p_s} \right) (m_{1,s}(X_i) - \hat{m}_{1,s}(X_i)) \pi(X_i, s) \right|}_{(jj)}. \tag{45}
\end{aligned}$$

We consider each term separately. Consider (jj) first. Using the cross-fitting argument we obtain

$$\begin{aligned}
&\sup_{\pi \in \Pi} \left| \frac{1}{n} \sum_{i=1}^n \left( \frac{D_i 1\{S_i = s\}}{p_s e(X_i, s)} - \frac{1\{S_i = s\}}{p_s} \right) (m_{1,s}(X_i) - \hat{m}_{1,s}(X_i)) \pi(X_i, s) \right| \\
&\leq \sum_{k \in \{1, \dots, K\}} \sup_{\pi \in \Pi} \left| \frac{1}{n} \sum_{i \in \mathcal{I}_k} \left( \frac{D_i 1\{S_i = s\}}{p_s e(X_i, s)} - \frac{1\{S_i = s\}}{p_s} \right) (m_{1,s}(X_i) - \hat{m}_{1,s}^{(-k(i))}(X_i)) \pi(X_i, s) \right|. \tag{46}
\end{aligned}$$

Observe now that

$$\mathbb{E} \left[ \left( \frac{D_i 1\{S_i = s\}}{p_s e(X_i, s)} - \frac{1\{S_i = s\}}{p_s} \right) (m_{1,s}(X_i) - \hat{m}_{1,s}^{(-k(i))}(X_i)) \pi(X_i, s) \middle| \hat{m}_{1,s}^{(-k(i))} \right] = 0. \tag{47}$$

Therefore, following the same argument discussed before, we obtain that with probability at least  $1 - \gamma$

$$\sup_{\pi \in \Pi} \left| \frac{1}{n} \sum_{i \in \mathcal{I}_k} \left( \frac{D_i 1\{S_i = s\}}{p_s e(X_i, s)} - \frac{1\{S_i = s\}}{p_s} \right) (m_{1,s}(X_i) - \hat{m}_{1,s}^{(-k(i))}(X_i)) \pi(X_i, s) \right| \lesssim \frac{M}{\delta^2} \sqrt{\frac{v}{n}} + \frac{M}{\delta^2} \sqrt{\frac{\log(1/\gamma)}{n}}. \tag{48}$$

We are now left to bound (j). We obtain that

$$(j) \leq \sqrt{\frac{1}{n} \sum_{i=1}^n \left( \frac{1}{\hat{p}_s \hat{e}(X_i, s)} - \frac{1}{p_s e(X_i, s)} \right)^2} \sqrt{\frac{1}{n} \sum_{i=1}^n (m_{1,s}(X_i) - \hat{m}_{1,s}(X_i))^2}. \tag{49}$$

Such a bound does not depend on  $\pi$ . Observe now that we can write by Assumption 4.3

$$\begin{aligned}
& \sqrt{\frac{1}{n} \sum_{i=1}^n \left( \frac{1}{\hat{p}_s \hat{e}(X_i, s)} - \frac{1}{p_s e(X_i, s)} \right)^2} \sqrt{\frac{1}{n} \sum_{i=1}^n (m_{1,s}(X_i) - \hat{m}_{1,s}(X_i))^2} \\
& \leq \frac{1}{\delta} \sqrt{\sum_{k \in \{1, \dots, K\}} \frac{1}{n} \sum_{i \in \mathcal{I}_k} \left( \frac{1}{\hat{e}^{(-k(i))}(X_i, s) \hat{p}^{-k(i)}} - \frac{1}{e(X_i, s) p_s} \right)^2} \sqrt{\sum_{k \in \{1, \dots, K\}} \frac{1}{n} \sum_{i \in \mathcal{I}_k} (m_{1,s}(X_i) - \hat{m}_{1,s}^{(-k(i))}(X_i))^2}.
\end{aligned} \tag{50}$$

By the bounded difference inequality, and the union bound we obtain that the following holds:

$$\begin{aligned}
& \sqrt{\sum_{k \in \{1, \dots, K\}} \frac{1}{n} \sum_{i \in \mathcal{I}_k} \left( \frac{1}{\hat{e}^{(-k(i))}(X_i, s) \hat{p}^{-k(i)}} - \frac{1}{e(X_i, s) p_s} \right)^2} \sqrt{\sum_{k \in \{1, \dots, K\}} \frac{1}{n} \sum_{i \in \mathcal{I}_k} (m_{1,s}(X_i) - \hat{m}_{1,s}^{(-k(i))}(X_i))^2} \\
& \leq K \sqrt{\mathbb{E} \left[ \left( \frac{1}{\hat{e}(X_i, s) \hat{p}} - \frac{1}{e(X_i, s) p_s} \right)^2 \right]} \sqrt{\mathbb{E} \left[ (m_{1,s}(X_i) - \hat{m}_{1,s}(X_i))^2 \right]} \\
& + 2 \sqrt[4]{\log(2K/\gamma)/n} \sqrt{\mathbb{E} \left[ \left( \frac{1}{\hat{e}(X_i, s) \hat{p}} - \frac{1}{e(X_i, s) p_s} \right)^2 \right]} + 2 \sqrt[4]{\log(2K/\gamma)/n} \sqrt{\mathbb{E} \left[ (m_{1,s}(X_i) - \hat{m}_{1,s}(X_i))^2 \right]} \\
& + 2 \sqrt{\log(2K/\gamma)/n},
\end{aligned} \tag{51}$$

with probability at least  $1 - \gamma$ . Under Assumption 4.3 and the union bound, the result completes since  $K$  is a finite number.  $\square$

**Lemma A.4.** *Let*

$$G(\alpha) = \sup_{\pi \in \Pi} \left\{ \alpha W_0(\pi) + (1 - \alpha) W_1(\pi) \right\} - \sup_{\pi \in \hat{\Pi}_o} \left\{ \alpha W_0(\pi) + (1 - \alpha) W_1(\pi) \right\}. \tag{52}$$

*Define*

$$\mathcal{G} = \{G(\alpha), \alpha \in (0, 1)\}.$$

*Under Assumption 4.1, for any  $\varepsilon > 0$ , there exist a set  $\{\alpha_1, \dots, \alpha_{N(\varepsilon)}\}$ , such that for all  $\alpha \in (0, 1)$ ,*

$$|G(\alpha) - \max_{j \in \{1, \dots, N(\varepsilon)\}} G(\alpha_j)| \leq 4\varepsilon M, \tag{53}$$

*and  $N(\varepsilon) \leq 1 + 1/\varepsilon$ .*

*Proof of Lemma A.4.* We denote  $\{\alpha_1, \dots, \alpha_{N(\varepsilon)}\}$  an  $\varepsilon$ -cover of the interval  $(0, 1)$  with respect to the L1 norm. Namely,  $\{\alpha_1, \dots, \alpha_{N(\varepsilon)}\}$  are equally spaced numbers between  $(0, 1)$ . Clearly, we have that the covering number  $N(\varepsilon) \leq 1 + 1/\varepsilon$ . We denote

$$G(\alpha) = \sup_{\pi \in \Pi} \alpha W_0(\pi) + (1 - \alpha) W_1(\pi) - \sup_{\pi \in \hat{\Pi}_o} \left\{ \alpha W_0(\pi) + (1 - \alpha) W_1(\pi) \right\}. \quad (54)$$

To characterize the corresponding cover of the function class

$$\mathcal{G} = \{G(\alpha), \alpha \in (0, 1)\},$$

we claim that for any  $\alpha \in (0, 1)$ , there exist an  $\alpha_j$  in the  $\varepsilon$  cover such that

$$|G(\alpha) - G(\alpha_j)| \leq 4\varepsilon M. \quad (55)$$

Such a result follows by the argument outlined in the following lines.

Take  $\alpha_j$  closest to  $\alpha$ . Consider

$$\begin{aligned} & |G(\alpha) - G(\alpha_j)| \\ &= \left| \sup_{\pi \in \Pi} \left\{ \alpha W_0(\pi) + (1 - \alpha) W_1(\pi) \right\} - \sup_{\pi \in \hat{\Pi}_o} \left\{ \alpha W_0(\pi) + (1 - \alpha) W_1(\pi) \right\} \right. \\ &\quad \left. - \sup_{\pi \in \Pi} \left\{ \alpha_j W_0(\pi) + (1 - \alpha_j) W_1(\pi) \right\} + \sup_{\pi \in \hat{\Pi}_o} \left\{ \alpha_j W_0(\pi) + (1 - \alpha_j) W_1(\pi) \right\} \right| \\ &\leq \underbrace{\left| \sup_{\pi \in \Pi} \left\{ \alpha W_0(\pi) + (1 - \alpha) W_1(\pi) \right\} - \sup_{\pi \in \Pi} \left\{ \alpha_j W_0(\pi) + (1 - \alpha_j) W_1(\pi) \right\} \right|}_{(i)} \\ &\quad + \underbrace{\left| \sup_{\pi \in \hat{\Pi}_o} \left\{ \alpha W_0(\pi) + (1 - \alpha) W_1(\pi) \right\} - \sup_{\pi \in \hat{\Pi}_o} \left\{ \alpha_j W_0(\pi) + (1 - \alpha_j) W_1(\pi) \right\} \right|}_{(ii)}. \end{aligned} \quad (56)$$

We study (i) and (ii) separately. Consider first (i). We observe the following fact: whenever

$$\sup_{\pi \in \Pi} \alpha W_0(\pi) + (1 - \alpha) W_1(\pi) - \sup_{\pi \in \Pi} \alpha_j W_0(\pi) + (1 - \alpha_j) W_1(\pi) > 0 \quad (57)$$

then we can bound

$$(i) \leq \left| \alpha W_0(\pi^*) + (1 - \alpha) W_1(\pi^*) - \alpha_j W_0(\pi^*) + (1 - \alpha_j) W_1(\pi^*) \right|. \quad (58)$$

Here  $\pi^* \in \arg \sup_{\pi \in \Pi} \alpha W_0(\pi) + (1 - \alpha)W_1(\pi)$ . When instead

$$\sup_{\pi \in \Pi} \alpha W_0(\pi) + (1 - \alpha)W_1(\pi) - \sup_{\pi \in \Pi} \alpha_j W_0(\pi) + (1 - \alpha_j)W_1(\pi) \leq 0 \quad (59)$$

we can use the same argument by switching sign, which, with trivial rearrangement reads as

$$(i) \leq \left| \alpha W_0(\pi^{**}) + (1 - \alpha)W_1(\pi^{**}) - \alpha_j W_0(\pi^{**}) + (1 - \alpha_j)W_1(\pi^{**}) \right|. \quad (60)$$

Here  $\pi^{**} \in \arg \sup_{\pi \in \Pi} \alpha_j W_0(\pi) + (1 - \alpha_j)W_1(\pi)$ . Therefore we obtain,

$$(i) \leq \sup_{\pi \in \Pi} \left| \alpha W_0(\pi) + (1 - \alpha)W_1(\pi) - \alpha_j W_0(\pi) + (1 - \alpha_j)W_1(\pi) \right| \leq 2|\alpha - \alpha_j|M \quad (61)$$

where the last inequality follows by Assumption 4.1 and the triangle inequality. Similar reasoning also applies to (ii). Since  $\alpha_j$  was chosen to be the closest to  $\alpha$ , we have  $|\alpha_j - \alpha| \leq \varepsilon$ .  $\square$

## A.2 Proof of Lemma 2.1

The proof follows similarly to standard microeconomic textbook (Mas-Colell et al., 1995). Let

$$\tilde{\Pi} = \{\pi_\alpha : \pi_\alpha \in \arg \sup_{\pi \in \Pi} \alpha_1 W_0(\pi) + \alpha_2 W_1(\pi), \quad \alpha \in \mathbb{R}_+^2, \alpha_1 + \alpha_2 > 0\}. \quad (62)$$

Then we want to show that  $\Pi_o = \tilde{\Pi}$ . Trivially  $\tilde{\Pi} \subseteq \Pi_o$ , since otherwise the definition of Pareto optimality would be violated. Consider now some  $\pi^* \in \Pi_o$ . Then we show that there exist a vector  $\alpha \in \mathbb{R}_+^2$ , such that  $\pi^*$  maximizes the expression

$$\sup_{\pi \in \Pi} \alpha_1 W_0(\pi) + \alpha_2 W_1(\pi). \quad (63)$$

Denote the set

$$\mathcal{F} = \{(\tilde{W}_0, \tilde{W}_1) \in \mathbb{R}^2 : \exists \pi \in \Pi : \tilde{W}_0 \leq W_0(\pi) \text{ and } \tilde{W}_1 \leq W_1(\pi)\}. \quad (64)$$

Since  $(0, 0) \in \mathcal{F}$ , such a set is non-empty. Notice now that  $W_s(\pi)$  is linear in  $\pi$  for  $s \in \{0, 1\}$ . Therefore, we obtain that the set  $\mathcal{F}$  is a convex set, since it denotes the subgraph of a concave functional. We denote  $\bar{W} = (W_0(\pi^*), W_1(\pi^*))$  and  $\mathcal{G} = \mathbb{R}_{++}^2 + \bar{W}$  the set of welfares that strictly dominates  $\pi^*$ . Then  $\mathcal{G}$  is non-empty and convex. Since  $\pi^* \in \Pi_o$ , we must have that  $\mathcal{F} \cap \mathcal{G} = \emptyset$ . Therefore, by the separating hyperplane theorem, there exist an  $\alpha \in \mathbb{R}^2$ , with  $\alpha \neq 0$ , such that  $\alpha^\top F \leq \alpha^\top (\bar{W} + d)$  for any  $F \in \mathcal{F}$ ,  $d \in \mathbb{R}_{++}^2$ . Let

$d_1 \rightarrow \infty$ , it must be that  $\alpha_1 \in \mathbb{R}_+$ , and similarly for  $\alpha_2$ . So  $\alpha \in \mathbb{R}_+^2$ . By letting  $d \rightarrow 0$ , we have that  $\alpha^\top F \leq \alpha^\top \bar{W}$ . This implies that

$$\alpha_1 W_0(\pi) + \alpha_2 W_1(\pi) \leq \alpha_1 W_0(\pi^*) + \alpha_2 W_1(\pi^*) \quad (65)$$

for any  $\pi \in \Pi$  (since it is true for any  $F \in \mathcal{F}$ ). Hence  $\pi^*$  maximizes welfare over all possible feasible allocations once reweighted by  $(\alpha_1, \alpha_2)$ . Since the maximizer is invariant to multiplication of the objective function by constants, the result follows after dividing the objective function by the sums of the coefficients, which is non-zero by the separating hyperplane theorem. This completes the proof.

### A.3 Proof of Proposition 2.2

First, observe that by rationality, preferences are complete and transitive. Observe also that the preference function equivalently correspond to lexico-graphic with  $\pi \succ \pi'$  if  $\pi$  Pareto dominates  $\pi'$ . If instead neither  $\pi, \pi'$ , Pareto dominates the other, then  $\pi \succ \pi'$  is  $\text{UnFairness}(\pi) < \text{UnFairness}(\pi')$ . Therefore, it must be that  $\mathcal{C}(\Pi) \subseteq \Pi_o$ , with  $\pi^* \in \mathcal{C}(\Pi)$  if and only if

$$\pi^* \in \arg \min_{\pi \in \Pi_o} \text{UnFairness}(\pi).$$

By Lemma 2.1 the result directly follows.

### A.4 Proof of Corollary 1

Define  $\tilde{\Pi} \subseteq \Pi$  the set of policies that satisfy the constraint in Equation (7) (i.e., feasible allocations). By Proposition 2.2  $\tilde{\Pi} = \Pi_o$ . Observe now that  $\pi_\omega$  is a feasible allocation under the constraint in Equation (7). This directly implies the conclusion.

### A.5 Proof of Corollary 2

If  $\tilde{\pi}$  is Pareto optimal, then it represents a feasible allocation (i.e. it satisfies the constraint in Equation (7)). If it is not, then any other allocation that *is* Pareto optimal and Pareto dominates  $\tilde{\pi}$  is feasible under the constraint in Equation (7) completing the proof.

### A.6 Proof of Corollary 3

The proof follows directly from the fact that whenever fairness constraints are binding, the estimated policy contains as one possible solution the policy which maximizes the

utilitarian welfare under fairness constraints. This follows from the fact that in such case

$$\tilde{\pi} \in \left\{ \arg \max_{\pi \in \Pi} p_1 W_1(\pi) + (1 - p_1) W_0(\pi) \right\} \subseteq \Pi_o,$$

since  $\Pi = \Pi(\kappa)$ .

## A.7 Proof of Theorem 4.1

Throughout the proof we refer to  $\bar{C} < \infty$  as a universal constant. We write

$$\begin{aligned} & \sup_{\alpha \in (0,1)} \sup_{\pi \in \Pi} \left| \alpha W_0(\pi) + (1 - \alpha) W_1(\pi) - \max_{\alpha_j \in \{\alpha_1, \dots, \alpha_N\}} \alpha_j \hat{W}_0(\pi) - (1 - \alpha_j) \hat{W}_1(\pi) - \lambda/\sqrt{n} \right| \\ & \leq \underbrace{\sup_{\alpha \in (0,1)} \sup_{\pi \in \Pi} \left| \alpha W_0(\pi) + (1 - \alpha) W_1(\pi) - \alpha \hat{W}_0(\pi) - (1 - \alpha) \hat{W}_1(\pi) \right|}_{(I)} + \frac{\lambda}{\sqrt{n}} \\ & + \underbrace{\sup_{\alpha \in (0,1)} \sup_{\pi \in \Pi} \left| \alpha \hat{W}_0(\pi) + (1 - \alpha) \hat{W}_1(\pi) - \max_{\alpha_j \in \{\alpha_1, \dots, \alpha_N\}} \alpha_j \hat{W}_0(\pi) - (1 - \alpha_j) \hat{W}_1(\pi) \right|}_{(II)}. \end{aligned} \tag{66}$$

(I) is bounded as in Lemma A.3. (II) is bounded as follows.

$$(II) \leq \varepsilon \sup_{\pi \in \Pi} |\hat{W}_0(\pi)| + \varepsilon \sup_{\pi \in \Pi} |\hat{W}_1(\pi)|. \tag{67}$$

Under Assumption 4.3, the estimated conditional mean and propensity score are uniformly bounded. Therefore we obtain that

$$\varepsilon \sup_{\pi \in \Pi} |\hat{W}_0(\pi)| + \sup_{\pi \in \Pi} \varepsilon |\hat{W}_1(\pi)| \leq \bar{C} \varepsilon \frac{M}{\delta^2} \leq \bar{C} \frac{M}{N \delta^2}.$$

## A.8 Proof of Theorem 4.2

Recall the definition of  $\bar{W}_\alpha$  in Equation (4). The set of Pareto optimal policies reads as follows

$$\pi : \alpha W_1(\pi) + (1 - \alpha) W_0(\pi) \geq \bar{W}_\alpha \text{ for some } \alpha \in (0, 1).$$

Now it suffices to show for the claim to hold that

$$P\left(\forall \alpha \in (0, 1), \max_{j \in \{1, \dots, N\}} \bar{W}_\alpha - \bar{W}_{j,n} + \lambda(\gamma)/\sqrt{n} + \frac{b}{N} \geq 0\right) \leq \gamma,$$

where  $\lambda(\gamma) = \underline{b}(\sqrt{v} + \sqrt{\log(1/\gamma)})$ , whenever  $N = \sqrt{n}$  (and hence  $\lambda = \lambda(\gamma) + \underline{b}$ ). Observe that since  $\{\alpha_1, \dots, \alpha_N\}$  are equally spaced, we have that for all  $\alpha \in (0, 1)$

$$\sup_{\pi \in \Pi} \alpha W_1(\pi) + (1 - \alpha)W_0(\pi) \geq \sup_{\pi \in \Pi} \alpha_j W_1(\pi) + (1 - \alpha_j)W_0(\pi) + M\varepsilon$$

for some  $j \in \{1, \dots, N\}$  by Assumption 4.2 (ii). Taking  $\underline{b} \geq M, \varepsilon = 1/N$ , we have

$$\begin{aligned} & P\left(\forall \alpha \in (0, 1), \max_{j \in \{1, \dots, N\}} \bar{W}_\alpha - \bar{W}_{j,n} + \lambda(\gamma)/\sqrt{n} + \frac{\underline{b}}{N} \geq 0\right) \\ & \leq P\left(\max_{j \in \{1, \dots, N\}} \bar{W}_{\alpha_j} - \bar{W}_{j,n} + \lambda(\gamma)/\sqrt{n} \geq 0\right). \end{aligned}$$

We now observe that the following inequality holds:

$$\begin{aligned} & \sup_{\pi \in \Pi} \alpha_j W_1(\pi) + (1 - \alpha_j)W_0(\pi) - \bar{W}_{j,n} \\ & = \sup_{\pi \in \Pi} \left\{ \alpha_j W_1(\pi) + (1 - \alpha_j)W_0(\pi) \right\} - \sup_{\pi \in \Pi} \left\{ \alpha \hat{W}_1(\pi) + (1 - \alpha)\hat{W}_0(\pi) \right\} \\ & \leq 2 \sup_{\pi \in \Pi} \left| \alpha_j W_1(\pi) + (1 - \alpha_j)W_0(\pi) - \alpha_j \hat{W}_1(\pi) + (1 - \alpha_j)\hat{W}_0(\pi) \right|. \end{aligned}$$

By Lemma A.3, with probability at least  $1 - \gamma$ ,

$$\sup_{\pi \in \Pi} \max_{\alpha_j, j \in \{1, \dots, N\}} \left| \alpha_j W_1(\pi) + (1 - \alpha_j)W_0(\pi) - \alpha_j \hat{W}_1(\pi) + (1 - \alpha_j)\hat{W}_0(\pi) \right| \leq \bar{C} \sqrt{\frac{v}{n}} + \bar{C} \sqrt{\frac{\log(1/\gamma)}{n}}$$

for a finite constant  $\bar{C}$  independent of  $n$ . By choosing  $\underline{b} \geq 2\bar{C} + M$ , the proof completes.

## A.9 Proof of Theorem 4.3

By Theorem 4.2 with probability at least  $1 - \gamma$ ,  $\Pi_o \subseteq \hat{\Pi}_o(\lambda)$  with  $\hat{\Pi}_o(\lambda)$  in Equation (14).

As a result, we can write with probability  $1 - \gamma$ ,

$$\text{UnFairness}(\hat{\pi}) - \inf_{\pi \in \Pi_o} \text{UnFairness}(\pi) \leq \text{UnFairness}(\hat{\pi}) - \inf_{\pi \in \hat{\Pi}_o(\lambda)} \text{UnFairness}(\pi).$$

We then write

$$\text{UnFairness}(\hat{\pi}) - \inf_{\pi \in \hat{\Pi}_o(\lambda)} \text{UnFairness}(\pi) = \text{UnFairness}(\hat{\pi}) - \hat{\mathcal{V}}_n(\hat{\pi}) + \hat{\mathcal{V}}_n(\hat{\pi}) - \inf_{\pi \in \hat{\Pi}_o(\lambda)} \text{UnFairness}(\pi).$$

Since  $\hat{\pi}_\lambda \in \hat{\Pi}_o(\lambda)$ , we have

$$\begin{aligned} & \text{UnFairness}(\hat{\pi}) - \hat{\mathcal{V}}_n(\hat{\pi}) + \hat{\mathcal{V}}_n(\hat{\pi}) - \inf_{\pi \in \hat{\Pi}_o(\lambda)} \text{UnFairness}(\pi) \\ & \leq 2 \sup_{\pi \in \hat{\Pi}_o(\lambda)} \left| \text{UnFairness}(\pi) - \hat{\mathcal{V}}_n(\pi) \right| \leq 2 \sup_{\pi \in \Pi} \left| \text{UnFairness}(\pi) - \hat{\mathcal{V}}_n(\pi) \right| \end{aligned}$$

where the last equality follows from the fact that  $\hat{\Pi}_o(\lambda) \subseteq \Pi$ . Assumption 4.4 bounds  $\sup_{\pi \in \Pi} \left| \text{UnFairness}(\pi) - \hat{\mathcal{V}}_n(\pi) \right|$  completing the proof.

## A.10 Proof of Theorem 4.4

For  $\widehat{D}(\pi)$  it suffices to observe that

$$\sup_{\pi \in \Pi} \left| \widehat{W}(\pi_1) - \widehat{W}_0(\pi) - W_1(\pi) + W_0(\pi) \right| \leq \sup_{\pi \in \Pi} \left| \widehat{W}(\pi_1) - W_1(\pi) \right| + \sup_{\pi \in \Pi} \left| W_0(\pi) - \widehat{W}_0(\pi) \right|$$

with each term being bounded with probability at least  $1 - 2\gamma^{26}$ , by  $\bar{C}\sqrt{v/n} + \bar{C}\sqrt{\log(1/\gamma)/n}$  for a finite constant  $\bar{C} < \infty$ , similarly to what discussed in the proof of Lemma A.3. The UnFairness bound follows as a corollary of Theorem 4.3.

For  $\widehat{C}(\pi)$  the argument follows similarly, after noticing that we can bound

$$\begin{aligned} & \sup_{\pi \in \Pi} \left| \frac{1}{n\hat{p}_1} \sum_{i=1}^n \pi(X_i)S_i - \mathbb{E}[\pi(X)|S=1] + \frac{1}{n(1-\hat{p}_1)} \sum_{i=1}^n \pi(X_i)(1-S_i) - \mathbb{E}[\pi(X)|S=0] \right| \\ & \leq \underbrace{\sup_{\pi \in \Pi} \left| \frac{1}{n\hat{p}_1} \sum_{i=1}^n \pi(X_i)S_i - \mathbb{E}[\pi(X)|S=1] \right|}_{(A)} + \underbrace{\sup_{\pi \in \Pi} \left| \frac{1}{(1-\hat{p}_1)n} \sum_{i=1}^n \pi(X_i)(1-S_i) - \mathbb{E}[\pi(X)|S=0] \right|}_{(B)}. \end{aligned}$$

We proceed by bounding (A), while (B) follows similarly. We have

$$(A) \leq \underbrace{\sup_{\pi \in \Pi} \left| \frac{1}{p_1 n} \sum_{i=1}^n \pi(X_i)S_i - \mathbb{E}[\pi(X)|S=1] \right|}_{(i)} + \underbrace{\left| \frac{1}{p_1} - \frac{1}{\hat{p}_1} \right|}_{(ii)},$$

where the second component follows by the triangular inequality and the fact that  $\pi(X_i)S_i \in \{0, 1\}$ . We now observe that each summand in (i) is centered around its expectation.

---

<sup>26</sup> $2\gamma$  follows by the union bound.



Therefore, we can bound (i) using the Radamacher complexity of  $\Pi$ , with

$$\mathbb{E}[(i)] \leq \frac{2}{\delta} \mathbb{E} \left[ \sup_{\pi \in \Pi} \left| \frac{1}{n} \sum_{i=1}^n \sigma_i \pi(X_i) S_i \right| \right],$$

with  $\sigma_1, \dots, \sigma_n$  being independent Radamacher random variables. Using the Dudley's entropy bound (see [Wainwright \(2019\)](#)) it is easy to show that the right-hand side is bounded by  $\bar{C} \sqrt{v/n}$  for a constant  $\bar{C} < \infty$ . Finally, using the bounded difference inequality ([Boucheron et al., 2003](#)), with probability at least  $1 - \gamma$ ,

$$|(i) - \mathbb{E}[(i)]| \leq \bar{C} \sqrt{\frac{\log(1/\gamma)}{n}},$$

for a finite constant  $\bar{C}$ . The bound on the second component (ii) follows from standard property of the sample mean and the assumption that  $\hat{p}_1 \geq \delta$ . The final statement follows as a direct corollary of Theorem [4.3](#).

For  $\mathcal{I}(\pi)$  the claim holds since

$$\begin{aligned} & \sup_{\pi \in \Pi} \left| I_s(\pi) - \hat{I}_s(\pi) \right| \leq \\ & \underbrace{\sup_{\pi \in \Pi} \left| \frac{1}{n} \sum_{i=1}^n (\hat{\Gamma}_{1,s,i} - \hat{\Gamma}_{0,s,i}) \pi(X_i, s') - \mathbb{E}[(\Gamma_{1,s,i} - \Gamma_{0,s,i}) \pi(X_i, s')] \right|}_{(A)} \\ & + \underbrace{\sup_{\pi \in \Pi} \left| \frac{1}{n} \sum_{i=1}^n (\hat{\Gamma}_{1,s,i} - \hat{\Gamma}_{0,s,i}) \pi(X_i, s) - \mathbb{E}[(\Gamma_{1,s,i} - \Gamma_{0,s,i}) \pi(X_i, s)] \right|}_{(B)}. \end{aligned} \tag{68}$$

Observe now that under Assumption [4.3](#), following the same argument in Lemma [A.3](#), we can bound (A) and (B) as follows

$$(A) \lesssim \sqrt{\frac{v}{n}} + \sqrt{\frac{\log(1/\gamma)}{n}}, \quad (B) \lesssim \sqrt{\frac{v}{n}} + \sqrt{\frac{\log(1/\gamma)}{n}}.$$

with probability at least  $1 - \gamma$ . The reader may refer to the proof of Lemma [A.3](#) for details.

## A.11 Proof of Theorem 4.5

First, since  $\pi(x, s)$  is constant in  $s$  with an abuse of notation we can write  $\pi(x)$  as a function of  $x$  only. We first observe that we can write

$$C(\pi) = \mathbb{E} \left[ \left( \frac{1-S}{1-p_1} - \frac{S}{p_1} \right) \pi(X) \right] = \mathbb{E} \left[ \frac{(p_1 - S)}{(1-p_1)p_1} \pi(X) \right]$$

For the lower bound it suffices to find one distribution which satisfies the condition. We choose  $Y(1) = 0$ , and  $Y(0) = 0$  almost surely, which satisfies the bounded assumption on  $Y$ . This condition implies that any  $\pi \in \Pi$  satisfies Pareto optimality, hence  $\Pi_o = \Pi$ .

Observe that the expression for  $C(\pi)$  corresponds to the risk associated with a classifier  $\pi(X)$  for classifying the sensitive attribute  $S$  with loss

$$l(S, \pi(X)) \propto (p_1 - S)\pi(X) = \begin{cases} p_1 - 1 & \text{if } S = 1, \pi(X) = 1 \\ p_1 & \text{if } S = 0, \pi(X) = 1 \\ 0 & \text{otherwise} \end{cases}.$$

We now proceed following some of the steps in Theorem 14.5 and Theorem 14.6 in [Devroye et al. \(2013\)](#), but introducing modifications in the construction of the set of distributions under consideration and in the data-generating process due to the different loss function and its dependence with  $P(S = 1)$  (which itself depends on the distribution of  $(X, S)$ ).<sup>27</sup> We start by choosing  $D$  to be distributed as a Bernoulli random variable independent of  $(X, S)$ . As a result,  $(Y, D)$  are independent of  $(X, S)$ . Therefore, since  $(Y, D)$  is independent of  $(X, S)$  it suffices to focus on classifiers  $\pi_n(X)$  constructed using information  $(X_1, S_1), \dots, (X_n, S_n)$  only. The rest of the proof consists in constructing a distribution of  $(X, S)$  such that the lower bound is attained. Recall that classifiers depend on  $X$  only and not on  $S$  by assumption.

Consider first the case where  $(v-1)/2$  is an integer. The case where it is not follows similarly to below and discussed at the end of the proof. We construct a family of distributions for  $(X, S)$ , defined  $\mathcal{F}$  as follows: first we find points  $x_1, \dots, x_v$  that are shattered by  $\Pi_o$ . Each distribution in  $\mathcal{F}$  is concentrated on the set of these points. A member in  $\mathcal{F}$  is described by  $v-1$  bits  $b_1, \dots, b_{v-1}$ . This is represented as a bit vector  $b \in \{0, 1\}^{v-1}$ .

---

<sup>27</sup>The lack of restriction on the error of the classifier represents a further difference.

Each bit vector that we consider is assumed to sum to  $(v-1)/2$ , namely

$$\sum_{i=1}^{v-1} b_i = \frac{v-1}{2}.$$

Assume that  $v-1 \leq n$ . For each vector  $b$ , we let  $X$  put mass  $m$  at  $x_i, i < v$ , and mass  $1 - (v-1)m$  at  $x_v$ . This imposes the condition  $(v-1)m \leq 1$ , which will be satisfied. We choose for all  $b$  that we consider  $P(S=1) = p_1 \in (\delta, 1-\delta)$  which we choose later in the proof. Next, introduce the constant  $c \in (0, p_1)$ . Let  $U$  a uniform random variable on  $[0, 1]$ ,

$$S = \begin{cases} 1 & \text{if } U \leq p_1 - c + 2cb_i, X = x_i, i < v \\ 1 & \text{if } U \leq p_1, X = x_v \\ 0 & \text{otherwise} \end{cases}.$$

Thus for  $X = x_i, i < v$ ,  $S$  is one with probability  $p_1 - c$  or  $p_1 + c$ , while for  $X = x_v$   $S$  is one with probability  $p_1$ . Now observe that the choice of  $S$  and the fact that  $P(S=1) = p_1$  implies that

$$p_1 = \sum_{i=1}^{v-1} m(p_1 - c + 2cb_i) + p_1(1 - m(v-1)) = (v-1)mp_1 + p_1(1 - m(v-1)), \quad (69)$$

since  $c \sum_{i=1}^{v-1} b_i = c \frac{v-1}{2}$  by the restriction on  $b \in \mathcal{B}$ . The above expression is satisfied for any  $m$ , so no restrictions on  $m$  are implied by the Equation (69). With a simple argument, it is easy to show that one of the best rules<sup>28</sup> for  $b$  is the one which sets

$$f_b(x) = \begin{cases} 1 & \text{if } x = x_i, i < v, b_i = 1 \\ 0 & \text{otherwise.} \end{cases}$$

Such rule is feasible since it has VC-dimension  $v$ . Notice now that we can write for the decision rule  $f_b(x)$ ,  $\mathbb{E}[l(S, f_b(X))|X = x_i] = -c$  for  $i < v$ , for fixed  $b$ . Observe now that we can write for any  $\pi_n, X \in \{x_1, \dots, x_{v-1}\}$ , for fixed  $b$ ,

$$\mathbb{E}[l(S, \pi_n(X))|X] - \mathbb{E}[l(S, f_b(X))|X] \geq 2c1\{\pi_n(X) \neq f_b(X)\},$$

since if  $\pi_n(X) = 1 - f_b(X)$ , then  $\mathbb{E}[l(S, 1 - f_b(X))|X] = c$ . Therefore we can bound for

---

<sup>28</sup>A different which leads to the same objective is the one that classifies one also for  $X = x_v$ . This would be indifferent with respect to  $f_b$  since the loss function at  $X = x_v$  is always zero in expectation for either prediction.

any  $\pi_n$ , and a fixed  $b$

$$\begin{aligned}
\text{UnFairness}(\pi_n) - \inf_{\pi \in \Pi_o} \text{UnFairness}(\pi) &\propto \mathbb{E}[l(S, \pi_n(X))] - \inf_{\pi \in \Pi} \mathbb{E}[l(S, \pi(X))] \\
&\geq \sum_{j=1}^{v-1} 2mc1\{\pi_n(x_j) = 1 - f_b(x_j)\} \\
&\geq \sum_{j=1}^{v-1} 2mc1\{\pi_n(x_j) = 1 - f_b(x_j)\}.
\end{aligned} \tag{70}$$

Since we take the supremum over the class of distribution  $P_b \in \mathcal{F}$  indexed by the bit-vector  $b$ , it suffices to provide upper bound with respect to  $b$  being a random variable and take expectations over  $b$ . We replace  $b$  by a uniformly distributed random variable  $B$  over  $\mathcal{B} \subset \{0, 1\}^{v-1}$ , where  $\mathcal{B}$  is the set of bit vectors which sum to  $(v-1)/2$ . We observe that for any  $t \geq 0$ ,

$$\begin{aligned}
&\sup_{(X,S) \in \mathcal{F}} P\left(\text{UnFairness}(\pi_n) - \inf_{\pi \in \Pi_o} \text{UnFairness}(\pi) > t\right) \\
&= \sup_b P\left(\text{UnFairness}(\pi_n) - \inf_{\pi \in \Pi_o} \text{UnFairness}(\pi) > t\right) \\
&\geq \mathbb{E}_b \left[1\{\text{UnFairness}(\pi_n) - \inf_{\pi \in \Pi_o} \text{UnFairness}(\pi) > t\}\right] \text{ (with random } b) \\
&\geq \mathbb{E}_b \left[1\left\{\sum_{j=1}^{v-1} 2mc1\{\pi_n(x_j) = 1 - f_b(x_j)\} > t\right\}\right]
\end{aligned}$$

where the last inequality uses Equation (70) and the monotonicity of the indicator function. We can now write

$$\begin{aligned}
&\mathbb{E}_b \left[1\left\{\sum_{j=1}^{v-1} 2mc1\{\pi_n(x_j) = 1 - f_b(x_j)\} > t\right\}\right] \\
&= \frac{1}{|\mathcal{B}|} \sum_{(x_1, \dots, x'_n, s_1, \dots, s_n) \in (\{x_1, \dots, x_v\} \times \{0, 1\})^2} \\
&\sum_{b \in \mathcal{B}} 1\left\{\sum_{j=1}^{v-1} 2mc1\{\pi_n(x_j) = 1 - f_b(x_j)\} > t\right\} \prod_{j=1}^n p_b(x'_j, s_j)
\end{aligned}$$

with  $p_b(x'_j, s_j)$  denoting the joint probability of  $x'_j, s_j$ . For a fixed  $b$ , define  $b^c = (1 - b_1, \dots, 1 - b_{v-1})$ . Observe that if  $b \in \mathcal{B}$ , then  $b^c \in \mathcal{B}$  since we assumed that  $(v-1)/2$  is an integer. Now observe that if

$$\frac{t}{2mc} \leq (v-1)/2, \tag{71}$$

then

$$1\left\{\sum_{j=1}^{v-1} 2mc1\{\pi_n(x_j) = 1 - f_b(x_j)\} > t\right\} + 1\left\{\sum_{j=1}^{v-1} 2mc1\{\pi_n(x_j) = 1 - f_{b^c}(x_j)\} > t\right\} \geq 1$$

since it must be that either (or both) indicators are equal to one. Therefore for  $t/2mc \leq (v-1)/2$ , the last expression in the lower bound above is bounded from below by

$$\frac{1}{|\mathcal{B}|} \sum_{(x_1, \dots, x'_n, s_1, \dots, s_n) \in (\{x_1, \dots, x_v\} \times \{0,1\})^2} \sum_{b \in \mathcal{B}} \frac{1}{2} \min \left\{ \prod_{j=1}^n p_b(x'_j, s_j), \prod_{j=1}^n p_{b^c}(x'_j, s_j) \right\}.$$

By LeCam's inequality, we have that the above expression is bounded from below by (see Page 244 in [Devroye et al. 2013](#))

$$\frac{1}{4|\mathcal{B}|} \sum_{b \in \mathcal{B}} \left( \sum_{(x,s)} \sqrt{p_b(x,s)p_{b^c}(x,s)} \right)^{2n}.$$

Observe that we have for  $x = x_v$ ,

$$p_b(x, 1) = p_{b^c}(x, 1) = p_1(1 - m(v-1)), \quad p_b(x, 1) = p_{b^c}(x, 1) = (1 - p_1)(1 - m(v-1)).$$

For  $x = x_i, i < v$ , we have

$$p_b(x, s)p_{b^c}(x, s) = m^2(p_1^2 - c^2), \quad s \in \{0, 1\}.$$

Therefore, we obtain

$$\begin{aligned} \sum_{(x,s)} \sqrt{p_b(x,s)p_{b^c}(x,s)} &= (1 - m(v-1)) + 2(v-1)m\sqrt{(p_1^2 - c^2)} \\ &= (1 - (v-1)m) + 2(v-1)m\sqrt{(p_1^2 - c^2)}. \end{aligned}$$

Hence we can write

$$\frac{1}{4|\mathcal{B}|} \sum_{b \in \mathcal{B}} \sum_{(x,s)} \sqrt{p_b(x,s)p_{b^c}(x,s)} = \frac{1}{4} \left\{ (1 - (v-1)m) + 2(v-1)m\sqrt{(p_1^2 - c^2)} \right\}.$$

Define  $F = m(v-1)(p_1 - c)$ . Then we can write

$$\begin{aligned} \frac{1}{4|\mathcal{B}|} \sum_{b \in \mathcal{B}} \left( \sum_{(x,s)} \sqrt{p_b(x,s)p_{b^c}(x,s)} \right)^{2n} &= \frac{1}{4} \left\{ (1 - (v-1)m) + 2(v-1)m\sqrt{(p_1^2 - c^2)} \right\} \\ &= \frac{1}{4} \left\{ 1 - \frac{F}{p_1 - c} \left( 1 - \sqrt{4p_1^2 - 4c^2} \right) \right\}^{2n}. \end{aligned}$$

We now choose  $p_1 = 1/2$ . We can now follow [Devroye et al. \(2013\)](#), end of Page 244 and write

$$\begin{aligned} \frac{1}{4} \left\{ 1 - \frac{F}{p_1 - c} \left( 1 - \sqrt{4p_1^2 - 4c^2} \right) \right\}^{2n} &= \frac{1}{4} \left\{ 1 - \frac{F}{p_1 - c} \left( 1 - \sqrt{1 - 4c^2} \right) \right\}^{2n} \\ &\geq \frac{1}{4} \left\{ 1 - \frac{F}{p_1 - c} 4c^2 \right\}^{2n} \\ &\geq \frac{1}{4} \exp \left( - \frac{16nFc^2}{1 - 2c} \middle/ \left( 1 - \frac{8Fc^2}{1 - 2c} \right) \right), \end{aligned}$$

where we used  $1 - x \geq e^{-x/(1-x)}$ .

We now choose  $c = \frac{t}{(v-1)m}$ , which satisfies Equation (71), and where we need the condition that  $0 < t \leq \frac{(v-1)m}{2}$  which we check later in the proof. We write

$$\frac{16nFc^2}{1 - 2c} \middle/ \left( 1 - \frac{8Fc^2}{1 - 2c} \right) = \frac{16nFc^2}{1 - 2c - 8Fc^2}.$$

Fix a constant  $h \in (0, 1)$  whose conditions will be discussed below together with the conditions for  $t$ . Take  $t, h$  such that  $1 - 2c - 8Fc^2 \geq h \in (0, 1)$ . Then it follows that (since  $c = \frac{t}{(v-1)m}$ )

$$\frac{16nFc^2}{1 - 2c - 8Fc^2} \leq \frac{16nt^2F}{(v-1)^2m^2h}.$$

Hence, the lower bound reads as follows:

$$\sup_{(X,S) \in \mathcal{F}} P \left( \text{UnFairness}(\pi_n) - \inf_{\pi \in \Pi_o} \text{UnFairness}(\pi) > t \right) \geq \frac{1}{4} \exp \left( - \frac{16nt^2F}{(v-1)^2m^2h} \right).$$

Let  $\frac{1}{4} \exp \left( - \frac{16nt^2F}{(v-1)^2m^2h} \right) = \kappa$ . By re-arranging the expression, we write with probability at least  $\kappa$ , for some distribution in  $\mathcal{F}$ , for all  $\pi_n$ ,

$$\text{UnFairness}(\pi_n) - \inf_{\pi \in \Pi_o} \text{UnFairness}(\pi) \geq \sqrt{\frac{F(v-1)^2m^2 \log(\frac{1}{4\kappa})}{16nh}} \quad (72)$$

where we chose  $t = \sqrt{\frac{F(v-1)^2 m^2 \log(\frac{1}{4\kappa})}{16nh}}$ .

Next, we check the condition for  $t, h$ , and characterize the constants  $m, h, F$ . Recall that the conditions are the following:

$$0 < t \leq \frac{(v-1)m}{2}, \quad 1 - 2c - 8Fc^2 \geq h, \quad c = \frac{t}{(v-1)m}, \quad F = m(v-1)\left(\frac{1}{2} - c\right), \quad 0 < m \leq \frac{1}{v-1},$$

$$t = \sqrt{\frac{F(v-1)^2 m^2 \log(\frac{1}{4\kappa})}{16nh}}, \quad h \in (0, 1),$$

where the first condition on  $t$  follows from Equation (71). Take first  $h = F/8$ . Then the first condition on  $t$  implies that  $n \geq \log(1/4\kappa)$ . The second condition on  $h$  (with  $h = F/8$ ) is satisfied if the first inequality holds

$$1 - F/8 \geq c(2 + 4F) \geq c(2 + 8Fc)$$

since  $c \in (0, 1/2)$ . Now, observe that  $F \leq 1/2$ , hence it suffices to show that

$$c \leq \frac{1 - 1/16}{4} \Rightarrow \sqrt{\frac{\log(\frac{1}{4\kappa})}{2n}} \leq \frac{15}{64} \Rightarrow n \geq \bar{C} \log(1/4\kappa),$$

for a finite constant  $\bar{C}$ . The proof completes since the remaining conditions can be satisfied for an arbitrary choice of  $0 < m < 1/(v-1)$ .

We are left to show that the claim holds if  $(v-1)/2$  is not an integer. For this case we follow the same steps of the proof where we construct a set of distributions  $\mathcal{F}$  which puts mass  $m$  on  $v-2$   $x_i, i < v-1$  and mass  $\frac{1-(v-2)m}{2}$  on the remaining  $x_{v-1}, x_v$ . We construct a bit vector  $b \in \mathcal{B} \subset \{0, 1\}^{v-2}$  with  $\sum_{i=1}^{v-2} b_i = \frac{v-2}{2}$  which must be equal to an integer since  $\frac{v-1}{2}$  is not. We construct (since  $v \geq 3$ )

$$S = \begin{cases} 1 & \text{if } U \leq p_1 - c + 2cb_i, X = x_i, i < v-1 \\ 1 & \text{if } U \leq p_1, X = x_i, i \in \{v-1, v\} \\ 0 & \text{otherwise} \end{cases},$$

while the remaining part of the proof follows similarly to above.

## A.12 Envy-freeness UnFairness

**Lemma A.5.** *Under Assumption 4.1, 4.2, 4.3, 5.1, 5.2, the following holds: with probability at least  $1 - \gamma$ ,*

$$\sup_{\pi \in \Pi} \left| \mathcal{A}(s, s'; \pi) - \mathcal{A}_n(s, s'; \pi) \right| \leq \frac{cM}{\delta^2} \sqrt{\frac{\log(1/\gamma)}{n}} + \frac{c}{\delta} n^{-\eta} + \sqrt{\frac{v}{n}} \quad (73)$$

for a universal constant  $c < \infty$ .

*Proof of Lemma A.5.* We consider the case where  $s' \neq s$ , whereas  $s' = s$  follows trivially. Observe that we can write

$$\begin{aligned} & \sup_{\pi \in \Pi} \left| \mathcal{A}(s, s'; \pi) - \mathcal{A}_n(s, s'; \pi) \right| \leq \\ & \underbrace{\sup_{\pi \in \Pi} \left| \mathbb{E}_{X(s)} \left[ V_{\pi(X(s), s)}(X(s), s') \right] - \frac{1}{n} \sum_{i=1}^n \left( \frac{1\{S_i = s\}}{\hat{p}_s} \hat{m}_{1,s'}(X_i) \pi(X_i, s) + \frac{1\{S_i = s\}}{\hat{p}_s} \hat{m}_{0,s'}(X_i) (1 - \pi(X_i, s)) \right) \right|}_{(A)} \\ & + \underbrace{\sup_{\pi \in \Pi} |\hat{W}_{s'}(\pi) - W_{s'}(\pi)|}_{(B)}. \end{aligned} \quad (74)$$

The term (B) is bounded as discussed in Lemma A.3. Therefore, we are only left to discuss bounds on (A). To derive bounds in such a scenario, we first observe that we can write

$$\begin{aligned} & \sup_{\pi \in \Pi} \left| \mathbb{E}_{X(s)} \left[ V_{\pi(X(s), s)}(X(s), s') \right] - \frac{1}{n} \sum_{i=1}^n \left( \frac{1\{S_i = s\}}{\hat{p}_s} \hat{m}_{1,s'}(X_i) \pi(X_i, s) + \frac{1\{S_i = s\}}{\hat{p}_s} \hat{m}_{0,s'}(X_i) (1 - \pi(X_i, s)) \right) \right| \\ & \leq \underbrace{\sup_{\pi \in \Pi} \left| \frac{1}{n} \sum_{i=1}^n \frac{1\{S_i = s\}}{p_s} m_{1,s'}(X_i) \pi(X_i, s) - \mathbb{E} \left[ \frac{1\{S_i = s\}}{p_s} m_{1,s'}(X_i) \pi(X_i, s) \right] \right|}_{(I)} \\ & + \underbrace{\sup_{\pi \in \Pi} \left| \frac{1}{n} \sum_{i=1}^n \frac{1\{S_i = s\}}{p_s} m_{0,s'}(X_i) (1 - \pi(X_i, s)) - \mathbb{E} \left[ \frac{1\{S_i = s\}}{p_s} m_{0,s'}(X_i) (1 - \pi(X_i, s)) \right] \right|}_{(II)} \\ & + \underbrace{\sup_{\pi \in \Pi} \left| \frac{1}{n} \sum_{i=1}^n \left( \frac{1\{S_i = s\}}{\hat{p}_s} \hat{m}_{1,s'}(X_i) - \frac{1\{S_i = s\}}{p_s} m_{1,s'}(X_i) \right) \pi(X_i, s) \right|}_{(III)} \\ & + \underbrace{\sup_{\pi \in \Pi} \left| \frac{1}{n} \sum_{i=1}^n \left( \frac{1\{S_i = s\}}{\hat{p}_s} \hat{m}_{0,s'}(X_i) - \frac{1\{S_i = s\}}{p_s} m_{0,s'}(X_i) \right) (1 - \pi(X_i, s)) \right|}_{(IV)}. \end{aligned}$$



We discuss (I) and (III), whereas (II) and (IV) follow similarly. Observe first that by Assumption 4.1 and the bounded difference inequality, with probability  $1 - \gamma$ ,

$$\begin{aligned} & \sup_{\pi \in \Pi} \left| \frac{1}{n} \sum_{i=1}^n \frac{1\{S_i = s\}}{p_s} m_{1,s'}(X_i) \pi(X_i, s) - \mathbb{E} \left[ \frac{1\{S_i = s\}}{p_s} m_{1,s'}(X_i) \pi(X_i, s) \right] \right| \\ & \leq \mathbb{E} \left[ \sup_{\pi \in \Pi} \left| \frac{1}{n} \sum_{i=1}^n \frac{1\{S_i = s\}}{p_s} m_{1,s'}(X_i) \pi(X_i, s) - \mathbb{E} \left[ \frac{1\{S_i = s\}}{p_s} m_{1,s'}(X_i) \pi(X_i, s) \right] \right| \right] + \bar{C} \frac{M}{\delta} \sqrt{\log(2/\gamma)/n} \end{aligned}$$

for a constant  $\bar{C} < \infty$ . Under Assumption 5.1 each summand is centered around zero. Using the symmetrization argument (Van Der Vaart and Wellner, 1996), we have

$$\begin{aligned} & \mathbb{E} \left[ \sup_{\pi \in \Pi} \left| \frac{1}{n} \sum_{i=1}^n \frac{1\{S_i = s\}}{p_s} m_{1,s'}(X_i) \pi(X_i, s) - \mathbb{E} \left[ \frac{1\{S_i = s\}}{p_s} m_{1,s'}(X_i) \pi(X_i, s) \right] \right| \right] \leq \\ & 2\mathbb{E} \left[ \sup_{\pi \in \Pi} \left| \frac{1}{n} \sum_{i=1}^n \sigma_i \frac{1\{S_i = s\}}{p_s} m_{1,s'}(X_i) \pi(X_i, s) \right| \right] \end{aligned}$$

where  $\sigma_i$  are *i.i.d.* Radamacher random variables. Since  $m_{1,s}$  is uniformly bounded and similarly  $p_s$  is bounded, and by Assumption 4.1, we obtain by the properties of the Dudley's entropy integral (Wainwright, 2019),

$$\mathbb{E} \left[ \sup_{\pi \in \Pi} \left| \frac{1}{n} \sum_{i=1}^n \sigma_i \frac{1\{S_i = s\}}{p_s} m_{1,s'}(X_i) \pi(X_i, s) \right| \right] \leq \bar{C} \frac{M}{\delta} \sqrt{v/n}$$

for a universal constant  $\bar{C} < \infty$ . We now move to bound (III). Using the triangular inequality and Holder's inequality, we obtain

$$(III) \leq \frac{1}{n} \sum_{i=1}^n \frac{1\{S_i = s\}}{p_s} \left| m_{1,s'}(X_i) - \hat{m}_{1,s'}(X_i) \right| \quad (75)$$

The above bound is deterministic and it does not depend on  $\pi$ . Observe now that by consistency of potential outcomes and covariates

$$\begin{aligned} & \frac{1}{n} \sum_{i=1}^n \frac{1\{S_i = s\}}{p_s} \left| m_{1,s'}(X_i) - \hat{m}_{1,s'}(X_i) \right| \\ & = \frac{1}{n} \sum_{i=1}^n \frac{1\{S_i = s\}}{p_s} \left| m_{1,s'}(X_i(s)) - \hat{m}_{1,s'}(X_i(s)) \right| \leq \frac{1}{n\delta} \sum_{i=1}^n \left| m_{1,s'}(X_i(s)) - \hat{m}_{1,s'}(X_i(s)) \right|. \end{aligned} \quad (76)$$

We now separate the contribution of each of the  $K$  folds using in the cross-fitting algorithm.

Namely, we define

$$\frac{1}{n\delta} \sum_{i=1}^n \left| m_{1,s'}(X_i(s)) - \hat{m}_{1,s'}(X_i(s)) \right| \leq \sum_{k \in \{1, \dots, K\}} \frac{1}{n\delta} \sum_{i \in \mathcal{I}_k} \left| m_{1,s'}(X_i(s)) - \hat{m}_{1,s'}^{(-k(i))}(X_i(s)) \right| \quad (77)$$

where  $\mathcal{I}_k$  denotes the set of indexes in fold  $k$ , and  $\hat{m}_{1,s'}^{(-k(i))}$  denotes the estimator obtained from all folds except  $k$ . Next, we bound the following term using Liapunov inequality:

$$\frac{1}{n} \sum_{i \in \mathcal{I}_k} \mathbb{E} \left[ |m_{1,s'}(X_i(s)) - \hat{m}_{1,s'}(X_i(s))| \right] \lesssim \sqrt{\mathbb{E} \left[ |m_{1,s'}(X_i(s)) - \hat{m}_{1,s'}(X_i(s))|^2 \right]} \leq cn^{-\eta}. \quad (78)$$

The last inequality follows by Assumption 5.2, for a universal constant  $c < \infty$ . Finally, we discuss exponential concentration of the empirical counterpart. By boundeness of  $\hat{m}$  in Assumption 4.3, we have

$$\sup_{x \in \mathcal{X}} |m_{d,s'}(x) - \hat{m}_{d,s'}(x)| \leq 2M. \quad (79)$$

By the bounded difference inequality, with probability at least  $1 - \gamma$ ,

$$\frac{1}{n} \sum_{i \in \mathcal{I}_k} \left| m_{1,s'}(X_i(s)) - \hat{m}_{1,s'}(X_i(s)) \right| \leq \mathbb{E} \left[ \left| m_{1,s'}(X_i(s)) - \hat{m}_{1,s'}(X_i(s)) \right| \right] + 4M \sqrt{\log(2/\gamma)/n}. \quad (80)$$

Combining the above bounds, the proof completes.  $\square$

**Corollary 4.** *Theorem 5.1 holds.*

*Proof.* This follows from Theorem 5.1 and Lemma A.2.  $\square$

### A.13 Regret bounds for $|D(\pi)|$ , and $|C(\pi)|$

To obtain UnFairness bounds for unfairness being defined as either  $D(\pi)$  or  $C(\pi)$  *in absolute value* it suffices to bound the following empirical processes

$$\sup_{\pi \in \Pi} \left| |\hat{C}(\pi)| - |C(\pi)| \right|, \quad \sup_{\pi \in \Pi} \left| |\hat{D}(\pi)| - |D(\pi)| \right|.$$

We bound the first on the left-hand side while the second follows similarly. We write by the reverse triangular inequality

$$\sup_{\pi \in \Pi} \left| |\hat{C}(\pi)| - |C(\pi)| \right| \leq \sup_{\pi \in \Pi} \left| \hat{C}(\pi) - C(\pi) \right|.$$

The rest of the proof follows similarly to Theorem 5.1.

## B Extensions and Mathematical Details

### B.1 Comparison under strong duality

We now sketch the differences in the optimization problem with the one in Equation (9) assuming strong duality for expositional convenience, and providing an intuition on the result in Proposition 2. Assuming strong-duality, the optimization problem of maximizing welfare under fairness constraint in Equation (9) can be equivalently re-written as:

$$\tilde{\pi} \in \arg \min_{\pi \in \Pi} \text{UnFairness}(\pi), \quad \text{such that } p_1 W_1(\pi) + (1 - p_1) W_0(\pi) \geq \lambda(\kappa) \quad (81)$$

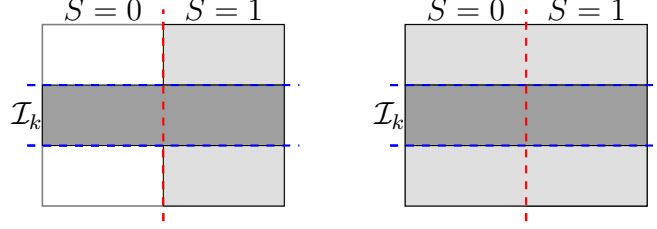
for some constant  $\lambda(\kappa) \leq \bar{W}_{p_1}$  which depends on  $\kappa$ . We now contrast Equation (81) to our proposed approach (Equation (7)). Suppose first that  $\lambda(\kappa) = \bar{W}_{p_1}$ , i.e.,  $\tilde{\pi}$  is Pareto optimal. Then the constraint in Equation (81) is *stricter* than the constraint in Equation (7), since the latter case imposes that  $\alpha W_1(\pi) + (1 - \alpha) W_0(\pi) \geq \bar{W}_\alpha$ , for *some*  $\alpha$ , instead of for a particular chosen weight (e.g.,  $p_1$ ). As a result,  $\pi^*$  leads to a lower level of UnFairness whenever  $\tilde{\pi}$  is Pareto optimal, since  $\pi^*$  minimizes UnFairness under weaker constraints compared to  $\tilde{\pi}$ . When instead  $\tilde{\pi}$  is *not* Pareto optimal, i.e.,  $\lambda(\kappa) < \bar{W}_{p_1}$ ,  $\tilde{\pi}$  is Pareto dominated by some other allocation  $\tilde{\tilde{\pi}}$ . However  $\tilde{\tilde{\pi}}$  leads to a larger UnFairness than  $\pi^*$ , while not Pareto dominating  $\pi^*$ .

The key intuition is the following: under strong duality, the dual of  $\tilde{\pi}$  corresponds to minimize UnFairness for *one particular* weighted combination of welfare exceeding a certain threshold. In contrast, our decision problem imposes the constraint that *some* weighted combination of welfares exceeding a certain threshold. This difference reflects the difference between the lexicographic preferences that we propose as opposed to an additive social planner's utility. It guarantees that whenever  $\tilde{\pi}$  is Pareto optimal, its fairness is dominated from the one under  $\pi^*$ .

### B.2 Cross-fitting with UnFairness

In this section we discuss cross-fitting with fairness. Two alternative cross-fitting procedures are available to the researcher. The first one, consists in dividing the sample into  $K$  folds and estimating the conditional mean  $\hat{m}_{d,s}^{(-k(i))}(X_i)$  using observations for which  $S = s$  only, after excluding the fold  $k$  corresponding to unit  $i$  (panel on the right in Figure 6). Formally, let  $i \in \mathcal{I}_k \cap \mathcal{S}_1$  where  $\mathcal{I}_k$  is the  $k$ -th fold of the data and  $\mathcal{S}_1 = \{i : S_i = s_1\}$ .

Figure 6: Graphical representation of cross-fitting under two alternative model formulation. The light gray area is the training set, used to construct an estimator of  $\hat{m}_{d,s=1}$ , whereas the darker gray area is an evaluation set, area in which a prediction of  $\hat{m}_{d,s=1}$  is computed.



Let  $\hat{m}_{d,s_2}^{(-k(i))}$  be an estimator obtained using samples not in the fold  $k$ ,  $\mathcal{I}_k^c \cap \mathcal{S}_1^c$  for which  $\mathcal{S}_1^c = \{i : S_i = s_2\}$ ; for example by a random forest or linear regression of  $Y_j$  onto  $X_j$  for  $S_j = s_2$ , and  $j \notin \mathcal{I}_k$ . Such an approach does not impose parametric restrictions on the dependence of  $m_{d,s}$  on the attribute  $s$ , at the expense of shrinking the effective sample size used for estimation. The second approach consists in further imposing additional parametric restrictions on the depends of  $m_{d,s}$  on  $s$  and using all observations in all folds except  $k$  for estimating  $\hat{m}_{d,s}^{(-k(i))}(X_i)$  (panel on the right in Figure 6).

### B.3 Linear or quadratic constraints for the policy function space representation

In this section we discuss mixed integer formulations of probabilistic and deterministic decisions rules. Consider first a deterministic decision rule of the form

$$\Pi = \left\{ \pi_\beta(X, S) = 1\{X^\top \beta + S\beta_0 > 0\}, \quad \beta \in \mathcal{B} \right\}.$$

Then we can write the constraint (A) in Equation (16) as (Kitagawa and Tetenov, 2018)

$$\frac{X_i^\top \beta + s\beta_0}{|C_i|} < z_{s,i} \leq \frac{X_i^\top \beta + s\beta_0}{|C_i|} + 1, \quad C_i > \sup_{\beta \in \mathcal{B}} |X_i^\top \beta| + |\beta_0|, \quad z_{s,i} \in \{0, 1\}.$$

Consider now the following probabilistic decision

$$\Pi = \left\{ \pi_\beta(X, S) = p_1 1\{X_i^\top \beta + S\beta_0 > 0\} + p_0 1\{X_i^\top \beta + S\beta_0 \leq 0\}, p_1, p_0 \in [0, 1], \beta \in \mathcal{B} \right\}. \quad (82)$$

Then we can represent each decision variable as follows

$$z_{s,i} = p_1 \xi_{s,i} + p_0(1 - \xi_{s,i})$$

$$\frac{X_i^\top \beta + s\beta_0}{|C_i|} < \xi_{s,i} \leq \frac{X_i^\top \beta + s\beta_0}{|C_i|} + 1, \quad C_i > \sup_{\beta \in \mathcal{B}} |X_i^\top \beta| + |\beta_0|, \quad \xi_{s,i} \in \{0, 1\}.$$

where we introduced the additional variables  $\xi_{s,i}$ . We use this probabilistic rule in the empirical application.

One last type of function class of interest is a linear probability rule of the following form

$$z_{s,i} = X_i^\top \beta + \beta_0 S_i, \quad z_{s,i} \in [0, 1]$$

which leads to fast computations due lack of integer variables in the program, and which we use for the simulations in Section 6.1 for computational feasibility.

## B.4 Additional Notions of UnFairness

### B.4.1 Predictive Parity

Predictive parity has been discussed in [Kasy and Abebe \(2020\)](#) among others. Here we consider its definition within the context of policy-targeting. Its notion requires additional assumption for its implementation, assuming *deterministic* treatment assignments  $\pi(X_i) \in \{0, 1\}$  (i.e.,  $\mathcal{T} = \{0, 1\}$ ). The notion reads as follows:

$$P_s(\pi) = \left| \mathbb{E}[Y(1) | \pi(X) = 1, S = s] - \mathbb{E}[Y(1) | \pi(X) = 1] \right|.$$

Larger values of  $P_s(\pi)$  increase UnFairness. Using the definition of the conditional expectation, and using consistency of potential outcomes, the following lemma holds.

**Lemma B.1.** *Let  $\mathcal{T} = \{0, 1\}$ . Then following holds.*

$$P_s(\pi) = (1 - p_s) \left| \frac{\mathbb{E}[Y(1)1\{S_i = s\}\pi(X)]}{p_s \mathbb{P}(\pi(X) = 1 | S = s)} - \frac{\mathbb{E}[Y(1)\pi(X)1\{S = s'\}]}{(1 - p_s) \mathbb{P}(\pi(X) = 1 | S = s')} \right|.$$

*Proof of Lemma B.1.* Using the definition of conditional expectation:

$$\mathbb{E}[Y | \pi(X) = 1, S = s] = \mathbb{E}\left[\frac{Y(1)1\{S = s\}\pi(X)}{p_s \mathbb{P}(\pi(X) = 1 | S = s)}\right]. \quad (83)$$

We also write

$$\mathbb{E}[Y|\pi(X) = 1] = p_s \mathbb{E}[Y|\pi(X) = 1, S = s] + (1 - p_s) \mathbb{E}[Y|\pi(X) = 1, S = s'].$$

Combining the expression with Equation (83) completes the proof.  $\square$

Given two sensitive groups  $\mathcal{S} = \{0, 1\}$ , the corresponding notion of UnFairness we consider takes the following form:

$$P(\pi) \propto \frac{P_1(\pi)}{1 - p_1} = \frac{P_0(\pi)}{p_1}. \quad (84)$$

Similarly to Coston et al. (2020), we consider a double-robust estimator which takes the following form:

$$\hat{\mathcal{V}}_n(\pi) = \left| \frac{\sum_{i=1}^n \pi(X_i) S_i \left\{ \frac{(Y_i - \hat{m}_1(X_i, S_i)) D_i}{\hat{e}(X_i, S_i)} + \hat{m}_1(X_i, S_i) \right\}}{np_1 \mathbb{P}(\pi(X_i) = 1 | S_i = 1)} - \frac{\sum_{i=1}^n (1 - S_i) \pi(X_i) \left\{ \frac{(Y_i - \hat{m}_1(X_i, S_i)) D_i}{\hat{e}(X_i, S_i)} + \hat{m}_1(X_i, S_i) \right\}}{n(1 - p_1) \mathbb{P}(\pi(X_i) = 1 | S_i = 0)} \right|. \quad (85)$$

Observe that the estimator depends on the estimated conditional mean function and propensity score, whereas, similarly to Coston et al. (2020),  $p_s$  and  $\mathbb{P}(\pi(X) = 1 | S = s)$  are assumed to be known. These two components can be obtained, for instance from census data, since  $p_s$  and  $\mathbb{P}(\pi(X) = 1 | S = s)$  only depend on the distribution of covariates and sensitive attributes. Whenever  $\mathbb{P}(\pi(X_i) = 1 | S_i = s)$  is replaced by its sampled analog  $\mathbb{P}_n(\pi(X_i) = 1 | S_i = s) = \frac{1}{np_s} \sum_{i=1}^n \pi(X_i) 1\{S_i = s\}$ , we require that  $\mathbb{P}_n(\pi(X_i) = 1 | S_i = s)$  is bounded away from zero almost surely.

**Theorem B.2** (Predictive parity). *Let Assumptions 2.1, 4.1, 4.2, 4.3 hold. Let either  $\text{UnFairness}(\pi)$  be defined using the notion of Predictive (dis)-parity. Assume that  $P(\pi(X, S) = 1 | S = 1), P(\pi(X, S) = 1 | S = 0) \in (\delta, 1 - \delta)$  for all  $\pi \in \Pi$ . Then for some  $N > 0$ , and  $n > N$ , for some constant  $c_0 < \infty$ , for any  $\gamma > 0$ ,  $\lambda \geq \underline{b} \sqrt{\frac{v \log(1/\gamma)}{n}}$ , for a constant  $\underline{b} > 0$ , independent of the sample size with probability at least  $1 - 2\gamma$ ,*

$$\text{UnFairness}(\hat{\pi}) - \inf_{\pi \in \Pi_o} \text{UnFairness}(\pi) \leq c_0 \sqrt{\frac{\log(2/\gamma)}{n}} + c_0 \sqrt{\frac{v}{n}},$$

for a finite constant  $c_0 < \infty$ .

**Remark 2** (Mixed-integer linear representation of Predictive Parity). Let  $\mathbb{P}(\pi(X_i) | S_i = 1) = \frac{1}{p_s N} \sum_{i=1}^N \pi(X_i) S_i$  where  $N$  denotes the number of individuals whose census-information (i.e., baseline covariates and sensitive attributes) are observed. The optimization problem

can be formulated as a mixed-integer *fractional* linear program for  $\pi(X)$  satisfying a linear representation. This follows after the linearization of the constraint (B), which can be achieved by introducing  $2N \times n$  many additional binary variables. Since fractional linear programs admit a mixed-integer linear program representations (Charnes and Cooper, 1962), the optimization problem can be solved as a mixed integer linear program.

*Proof of Theorem B.2.* We write

$$\begin{aligned} & \mathbb{E} \left[ \sup_{\pi \in \Pi} \left| \frac{\widehat{P}_s(\pi)}{1 - p_s} - \frac{P_s(\pi)}{1 - p_s} \right| \right] \\ & \leq \underbrace{\mathbb{E} \left[ \sup_{\pi \in \Pi} \left| \frac{\sum_{i=1}^n \pi(X_i) S_i \left\{ \frac{(Y_i - \hat{m}_1(X_i, S_i)) D_i}{\hat{e}(X_i, S_i)} + \hat{m}_1(X_i, S_i) \right\}}{np_1 \mathbb{P}(\pi(X) = 1 | S = 1)} - \mathbb{E}[Y | \pi(X) = 1, S = 1] \right| \right]}_{(A)} \\ & + \underbrace{\mathbb{E} \left[ \sup_{\pi \in \Pi} \left| \frac{\sum_{i=1}^n \pi(X_i) (1 - S_i) \left\{ \frac{(Y_i - \hat{m}_1(X_i, S_i)) D_i}{\hat{e}(X_i, S_i)} + \hat{m}_1(X_i, S_i) \right\}}{n \mathbb{P}(\pi(X) = 1 | S = 0)(1 - p_1)} - \mathbb{E}[Y | \pi(X) = 1, S = 0] \right| \right]}_{(B)}. \end{aligned}$$

We study (A) while (B) follows similarly. First, we write

$$\begin{aligned} (A) & \leq \underbrace{\mathbb{E} \left[ \sup_{\pi \in \Pi} \left| \frac{\sum_{i=1}^n \pi(X_i) S_i \left\{ \frac{(Y_i - \hat{m}_1(X_i, S_i)) D_i}{\hat{e}(X_i, S_i)} + \hat{m}_1(X_i, S_i) - \frac{(Y_i - m_1(X_i, S_i)) D_i}{e(X_i, S_i)} - m_1(X_i, S_i) \right\}}{np_1 \mathbb{P}(\pi(X) = 1 | S = 1)} \right| \right]}_{(I)} \\ & + \underbrace{\mathbb{E} \left[ \sup_{\pi \in \Pi} \left| \frac{\sum_{i=1}^n \pi(X_i) S_i \left\{ \frac{(Y_i - m_1(X_i, S_i)) D_i}{e(X_i, S_i)} + m_1(X_i, S_i) \right\}}{np_1 \mathbb{P}(\pi(X) = 1 | S = 1)} - \mathbb{E}[Y | \pi(X) = 1, S = 1] \right| \right]}_{(II)}. \end{aligned}$$

We study (I) first. Define

$$V_n(\pi) = \frac{1}{np_1} \sum_{i=1}^n \pi(X_i) S_i \left\{ \frac{(Y_i - \hat{m}_1(X_i, S_i)) D_i}{\hat{e}(X_i, S_i)} + \hat{m}_1(X_i, S_i) - \frac{(Y_i - m_1(X_i, S_i)) D_i}{e(X_i, S_i)} - m_1(X_i, S_i) \right\}.$$

We have

$$(I) \leq \frac{1}{\kappa} \mathbb{E} \left[ \underbrace{\sup_{\pi \in \Pi} |V_n(\pi)|}_{(a)} \right].$$

We write

$$\begin{aligned}
(a) &\leq \underbrace{\frac{1}{\delta} \sup_{\pi \in \Pi} \left| \frac{1}{n} \sum_{i=1}^n S_i D_i (Y_i - m_{1,S_i}(X_i)) \left( \frac{1}{e(X_i, S_i)} - \frac{1}{\hat{e}(X_i, S_i)} \right) \pi(X_i, S_i) \right|}_{(j)} \\
&\quad + \underbrace{\frac{1}{\delta} \sup_{\pi \in \Pi} \left| \frac{1}{n} \sum_{i=1}^n \left( \frac{D_i}{\hat{e}(X_i, S_i)} - 1 \right) (m_{1,S_i}(X_i) - \hat{m}_{1,S_i}(X_i)) \pi(X_i, S_i) S_i \right|}_{(jj)}.
\end{aligned} \tag{86}$$

We study  $(j)$  and  $(jj)$  separately. We start from  $(j)$ . Recall, that by cross fitting  $\hat{e}(X_i, S_i) = \hat{e}^{-k(i)}(X_i, S_i)$ , where  $k(i)$  is the fold containing unit  $i$ . Therefore, observe that given the  $K$  folds for cross-fitting, we have

$$\begin{aligned}
&\left| \frac{1}{n} \sum_{i=1}^n S_i D_i (Y_i - m_{1,S_i}(X_i)) \left( \frac{1}{e(X_i, S_i)} - \frac{1}{\hat{e}(X_i, S_i)} \right) \pi(X_i, S_i) \right| \\
&\leq \sum_{k \in \{1, \dots, K\}} \left| \frac{1}{n} \sum_{i \in \mathcal{I}_k} S_i D_i (Y_i - m_{1,S_i}(X_i)) \left( \frac{1}{e(X_i, S_i)} - \frac{1}{\hat{e}^{(-k(i))}(X_i, S_i)} \right) \pi(X_i, S_i) \right|.
\end{aligned} \tag{87}$$

In addition, we have that

$$\begin{aligned}
&\mathbb{E} \left[ \sum_{i \in \mathcal{I}_k} S_i D_i (Y_i - m_{1,S_i}(X_i)) \left( \frac{1}{e(X_i, S_i)} - \frac{1}{\hat{e}^{(-k(i))}(X_i, S_i)} \right) \pi(X_i, S_i) \right] \\
&= \mathbb{E} \left[ \mathbb{E} \left[ \sum_{i \in \mathcal{I}_k} S_i D_i (Y_i - m_{1,S_i}(X_i)) \left( \frac{1}{e(X_i, S_i)} - \frac{1}{\hat{e}^{(-k(i))}(X_i, S_i)} \right) \pi(X_i, S_i) \middle| \hat{e}^{(-k(i))} \right] \right] = 0,
\end{aligned} \tag{88}$$

by cross-fitting. By Assumption 4.3, we know that

$$\sup_{x \in \mathcal{X}, s \in \mathcal{S}} \left| \frac{1}{e(x, s)} - \frac{1}{\hat{e}^{(-k(i))}(x, s)} \right| \leq 2/\delta^2 \tag{89}$$

and therefore each summand in Equation (87) is bounded by a finite constant  $2/\delta^2$ . We now obtain, using the symmetrization argument (Van Der Vaart and Wellner, 1996), and the Dudley's entropy integral (Wainwright, 2019)

$$\mathbb{E} \left[ \sup_{\pi \in \Pi} \left| \frac{1}{n} \sum_{i \in \mathcal{I}_k} S_i D_i (Y_i - m_{1,S_i}(X_i)) \left( \frac{1}{e(X_i, S_i)} - \frac{1}{\hat{e}^{(-k(i))}(X_i, S_i)} \right) \pi(X_i, S_i) \right| \middle| \hat{e}^{(-k(i))} \right] \lesssim \frac{M}{\delta^2} \sqrt{v/n}. \tag{90}$$



We now consider the term  $(jj)$ . Observe that we can write

$$\begin{aligned}
(jj) &\leq \underbrace{\sup_{\pi \in \Pi} \left| \frac{1}{n} \sum_{i=1}^n \left( \frac{D_i}{\hat{e}(X_i, S_i)} - \frac{D_i}{e(X_i, S_i)} \right) (m_{1,S_i}(X_i) - \hat{m}_{1,S_i}(X_i)) S_i \pi(X_i, S_i) \right|}_{(v)} \\
&\quad + \underbrace{\sup_{\pi \in \Pi} \left| \frac{1}{n} \sum_{i=1}^n \left( \frac{D_i}{e(X_i, S_i)} - 1 \right) (m_{1,S_i}(X_i) - \hat{m}_{1,S_i}(X_i)) \pi(X_i, S_i) S_i \right|}_{(vv)}.
\end{aligned} \tag{91}$$

We consider each term separately. Consider  $(vv)$  first. Using the cross-fitting argument we obtain

$$\begin{aligned}
&\sup_{\pi \in \Pi} \left| \frac{1}{n} \sum_{i=1}^n \left( \frac{D_i}{e(X_i, S_i)} - 1 \right) (m_{1,S_i}(X_i) - \hat{m}_{1,S_i}(X_i)) \pi(X_i, S_i) S_i \right| \\
&\leq \sum_{k \in \{1, \dots, K\}} \sup_{\pi \in \Pi} \left| \frac{1}{n} \sum_{i \in \mathcal{I}_k} \left( \frac{D_i}{p_{se}(X_i, S_i)} - 1 \right) (m_{1,S_i}(X_i) - \hat{m}_{1,S_i}^{(-k(i))}(X_i)) \pi(X_i, S_i) S_i \right|.
\end{aligned} \tag{92}$$

Observe now that

$$\mathbb{E} \left[ \left( \frac{D_i}{e(X_i, S_i)} - 1 \right) (m_{1,S_i}(X_i) - \hat{m}_{1,S_i}^{(-k(i))}(X_i)) \pi(X_i, S_i) S_i \middle| \hat{m}_{1,S_i}^{(-k(i))} \right] = 0. \tag{93}$$

Therefore, following the same argument discussed before,

$$\mathbb{E} \left[ \sup_{\pi \in \Pi} \left| \frac{1}{n} \sum_{i \in \mathcal{I}_k} \left( \frac{D_i}{e(X_i, S_i)} - 1 \right) (m_{1,S_i}(X_i) - \hat{m}_{1,S_i}^{(-k(i))}(X_i)) \pi(X_i, S_i) S_i \right| \right] \lesssim \frac{M}{\delta^2} \sqrt{\frac{v}{n}}. \tag{94}$$

We are now left to bound  $(v)$ . We obtain that

$$(v) \leq \sqrt{\frac{1}{n} \sum_{i=1}^n \left( \frac{1}{\hat{e}(X_i, S_i)} - \frac{1}{e(X_i, S_i)} \right)^2} \sqrt{\frac{1}{n} \sum_{i=1}^n (m_{1,S_i}(X_i) - \hat{m}_{1,S_i}(X_i))^2}. \tag{95}$$

Using Jensen inequality and Assumption 4.3  $\mathbb{E}[(v)] \lesssim n^{-1/2}$ .

We now move to bound the expectation of  $(II)$ . First, observe that by Lemma B.1, and standard properties of the double-robust estimator, we have that

$$\mathbb{E} \left[ \frac{\frac{1}{p_1 n} \sum_{i=1}^n \pi(X_i) S_i \left\{ \frac{(Y_i - m_1(X_i, S_i)) D_i}{e(X_i, S_i)} + m_1(X_i, S_i) \right\}}{\mathbb{P}(\pi(X) = 1 | S = s)} \right] = \mathbb{E} [Y(1) | \pi(X) = 1, S = 1].$$

Using the symmetrization argument (see [Van Der Vaart and Wellner \(1996\)](#)), we have

$$(II) \leq 2\mathbb{E}\left[\sup_{\pi \in \Pi} \left| \frac{\frac{1}{p_1 n} \sum_{i=1}^n \pi(X_i) \sigma_i S_i \left\{ \frac{(Y_i - m_1(X_i, S_i)) D_i}{e(X_i, S_i)} + m_1(X_i, S_i) \right\}}{\mathbb{P}(\pi(X) = 1 | S = s)} \right| \right],$$

where  $\{\sigma_i\}$  are *i.i.d.* exogenous Radamacher random variables. Using Assumption ??, we write

$$\begin{aligned} & \mathbb{E}\left[\sup_{\pi \in \Pi} \left| \frac{\frac{1}{p_1 n} \sum_{i=1}^n \pi(X_i) \sigma_i S_i \left\{ \frac{(Y_i - m_1(X_i, S_i)) D_i}{e(X_i, S_i)} + m_1(X_i, S_i) \right\}}{\mathbb{P}(\pi(X) = 1 | S = s)} \right| \right] \\ & \leq \frac{1}{\kappa} \mathbb{E}\left[\sup_{\pi \in \Pi} \left| \frac{1}{p_1 n} \sum_{i=1}^n \pi(X_i) \sigma_i S_i \left\{ \frac{(Y_i - m_1(X_i, S_i)) D_i}{e(X_i, S_i)} + m_1(X_i, S_i) \right\} \right| \right]. \end{aligned}$$

We now proceed using a standard argument. Using the fact that each summand in the above expression are uniformly bounded, and  $\Pi$  has finite VC-dimension, using the Dudley's entropy integral bound, it directly follows that

$$\mathbb{E}\left[\sup_{\pi \in \Pi} \left| \frac{1}{p_1 n} \sum_{i=1}^n \pi(X_i) \sigma_i S_i \left\{ \frac{(Y_i - m_1(X_i, S_i)) D_i}{e(X_i, S_i)} + m_1(X_i, S_i) \right\} \right| \right] \lesssim \sqrt{\frac{v}{n}}$$

which concludes the proof. □

## C Numerical Studies and Empirical Application: Further Results and Details

### C.1 Empirical Application

**Estimation details** We control for confounding of the treatment assignment by estimating the probability of treatment using a penalized logistic regression, where we condition on the non-Caucasian attribute, gender, the average score, years to graduation, whether the individual had previously had entrepreneurship activities, the startup region (which a dummy since only two regions are considered), the degree (either engineer or business) and the school rank. We estimate the outcome using a penalized logistic regression, after conditioning on the above covariates, and any interaction term between gender, treatment assignment, and a vector of covariates, which include years to graduation, prior entrepreneurship, startup region, and the school rank. We estimate treatment effects using a doubly robust estimator. We use cross-fitting with five folds in our estimation.

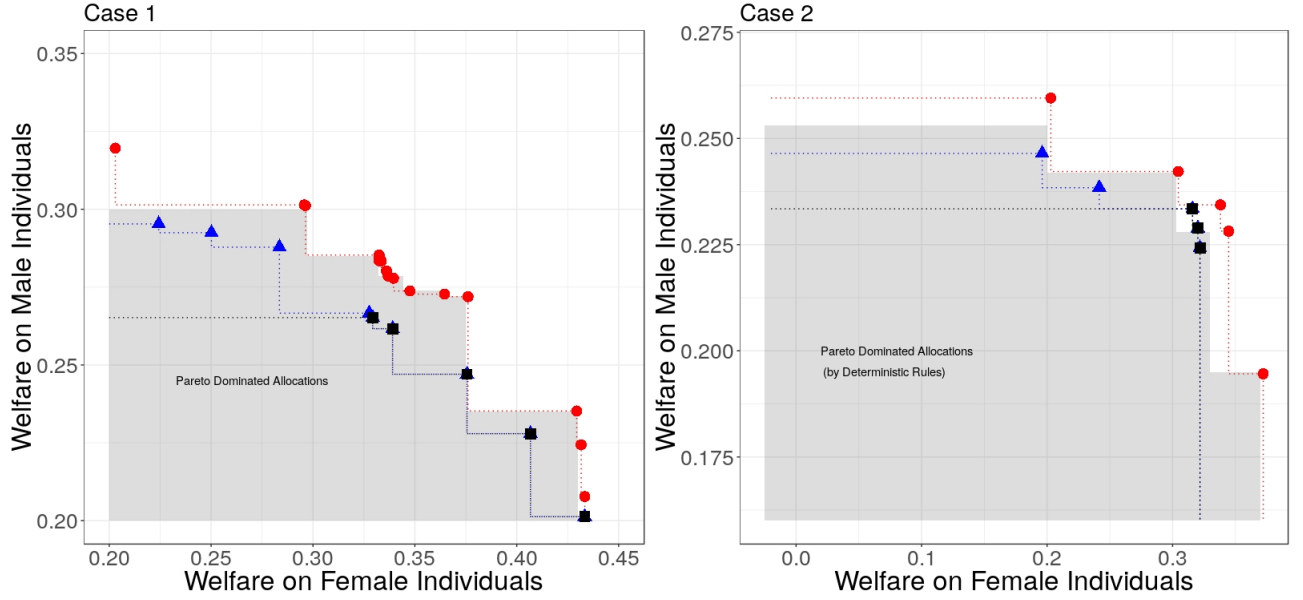


Figure 7: Empirical application. (Discretized) Pareto frontier under *probabilistic* linear policy rule estimated through MIQP. Dots denote Pareto optimal allocations. Red dots (circle) correspond to  $\Pi_1$ , blue dots (triangle) to  $\Pi_2$  and black dots (square) to  $\Pi_3$ . The gray area denotes the set of allocations dominated by a *deterministic* decision rule.

**Additional results for probabilistic treatment assignments** We also consider in our analysis the class of *probabilistic* assignment rules, which assign treatments with a probability decision as in Equation (82). Results are collected in Figure 7, where we observe that the set of probabilistic decision Pareto dominates the deterministic ones up-to a small optimization error.

## C.2 Numerical Studies

**Data generating process** We consider the following data generating process: we draw

$$S_i \sim_{i.i.d.} \text{Bern}(\hat{p}_1),$$

where  $\hat{p}_1$  is the probability of being female in the experiment. We draw covariates  $X|S = 1$  from the empirical distribution of covariates of the female applicants and similarly we draw  $X|S = 0$  from the empirical distribution of male applicants. We draw  $D|X, S \sim \text{Bern}(\hat{e}(X, S))$ . Finally, we draw the potential outcome of interest as

$$Y(d)|X, S = \hat{m}_{d,S}(X) + \varepsilon, \quad \varepsilon \sim \mathcal{N}(0, 1).$$

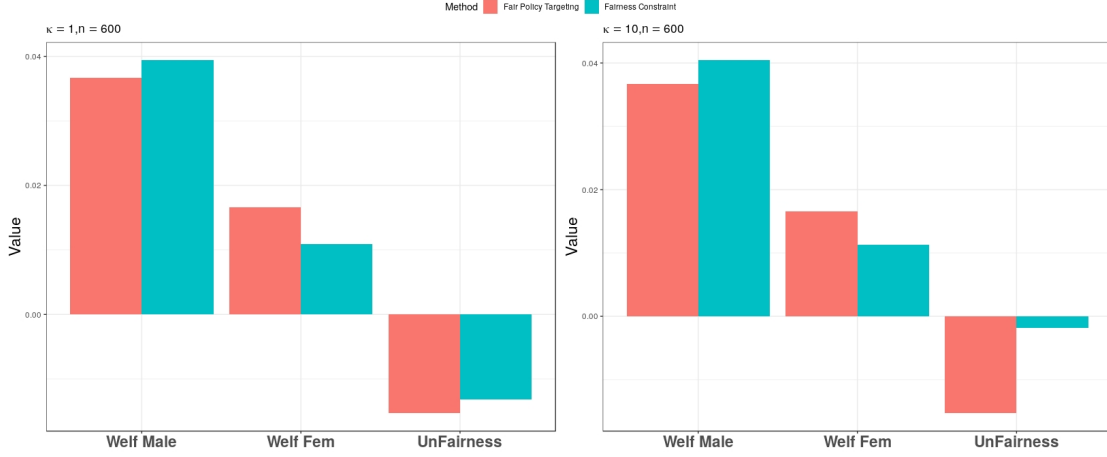


Figure 8: Calibrated experiment to data from [Lyons and Zhang \(2017\)](#). Results averaged over 500 replications.  $n = 600$ . The left panel collects results for  $\kappa = 1$  (stricted fairness constraint) and the right panel for  $\kappa = 10$  (slacker fairness constraint). Colored in red is the proposed method, and in blue, the method that maximizes the empirical welfare imposing fairness constraints. In each panel, the first two columns report the welfare of each group, and the third column the difference in probability of being treated between females and males students.

Both  $\hat{e}$ ,  $\hat{m}$  are estimated using a penalized logistic regression from the empirical distribution.

**Estimation** Over each iteration we estimate the propensity score and the conditional mean using correctly specified models. We consider a class of probabilistic assignment rules, taking the following form:

$$\Pi = \left\{ \pi(x) = \beta_0 + x^\top \beta, \quad \beta \in [-1, 1]^{p+1} : \pi(x) \in [0, 1], \quad \forall x \in \mathcal{X}_n \right\},$$

where  $\mathcal{X}_n$  denotes the empirical support of covariates. The above function class allows for faster computations compared to the maximum score function class since it does not require the use of any binary decision variable for the policy representation.

**Additional results** In Figures 8, we collect additional numerical results for  $n = 600$  where we observe consistent results with those in the main text.

## References

- Armstrong, T. and S. Shen (2015). Inference on optimal treatment assignments. *Available at SSRN 2592479*.
- Athey, S. and S. Wager (2021). Policy learning with observational data. *Econometrica* 89(1), 133–161.
- Balashankar, A., A. Lees, C. Welty, and L. Subramanian (2019). What is fair? exploring pareto-efficiency for fairness constrained classifiers. *arXiv preprint arXiv:1910.14120*.
- Bhattacharya, D. and P. Dupas (2012). Inferring welfare maximizing treatment assignment under budget constraints. *Journal of Econometrics* 167(1), 168–196.
- Boucheron, S., O. Bousquet, and G. Lugosi (2005). Theory of classification: A survey of some recent advances. *ESAIM: probability and statistics* 9, 323–375.
- Boucheron, S., G. Lugosi, and P. Massart (2013). *Concentration inequalities: A nonasymptotic theory of independence*. Oxford university press.
- Boucheron, S., G. Lugosi, P. Massart, et al. (2003). Concentration inequalities using the entropy method. *The Annals of Probability* 31(3), 1583–1614.
- Charnes, A. and W. W. Cooper (1962). Programming with linear fractional functionals. *Naval Research logistics quarterly* 9(3-4), 181–186.
- Chernozhukov, V., W. K. Newey, and J. Robins (2018). Double/de-biased machine learning using regularized riesz representers. Technical report, cemmap working paper.
- Chouldechova, A. (2017). Fair prediction with disparate impact: A study of bias in recidivism prediction instruments. *Big data* 5(2), 153–163.
- Corbett-Davies, S. and S. Goel (2018). The measure and mismeasure of fairness: A critical review of fair machine learning. *arXiv preprint arXiv:1808.00023*.
- Coston, A., A. Mishler, E. H. Kennedy, and A. Chouldechova (2020). Counterfactual risk assessments, evaluation, and fairness. In *Proceedings of the 2020 Conference on Fairness, Accountability, and Transparency*, pp. 582–593.
- Cowgill, B. and C. E. Tucker (2019). Economics, fairness and algorithmic bias. *preparation for: Journal of Economic Perspectives*.
- Devroye, L., L. Györfi, and G. Lugosi (2013). *A probabilistic theory of pattern recognition*, Volume 31. Springer Science & Business Media.

- Donini, M., L. Oneto, S. Ben-David, J. S. Shawe-Taylor, and M. Pontil (2018). Empirical risk minimization under fairness constraints. In *Advances in Neural Information Processing Systems*, pp. 2791–2801.
- Dwork, C., M. Hardt, T. Pitassi, O. Reingold, and R. Zemel (2012). Fairness through awareness. In *Proceedings of the 3rd innovations in theoretical computer science conference*, pp. 214–226.
- Elliott, G. and R. P. Lieli (2013). Predicting binary outcomes. *Journal of Econometrics* 174(1), 15–26.
- Fan, J. and I. Gijbels (1996). *Local polynomial modelling and its applications: monographs on statistics and applied probability 66*, Volume 66. CRC Press.
- Farrell, M. H. (2015). Robust inference on average treatment effects with possibly more covariates than observations. *Journal of Econometrics* 189(1), 1–23.
- Feldman, A. and A. Kirman (1974). Fairness and envy. *The American Economic Review*, 995–1005.
- Finkelstein, A., S. Taubman, B. Wright, M. Bernstein, J. Gruber, J. P. Newhouse, H. Allen, K. Baicker, and O. H. S. Group (2012). The oregon health insurance experiment: evidence from the first year. *The Quarterly journal of economics* 127(3), 1057–1106.
- Florios, K. and S. Skouras (2008). Exact computation of max weighted score estimators. *Journal of Econometrics* 146(1), 86–91.
- Hardt, M., E. Price, and N. Srebro (2016). Equality of opportunity in supervised learning. In *Advances in neural information processing systems*, pp. 3315–3323.
- Hirano, K. and J. R. Porter (2009). Asymptotics for statistical treatment rules. *Econometrica* 77(5), 1683–1701.
- Imbens, G. W. and D. B. Rubin (2015). *Causal inference in statistics, social, and biomedical sciences*. Cambridge University Press.
- Kasy, M. and R. Abebe (2020). Fairness, equality, and power in algorithmic decision making. Technical report.
- Kilbertus, N., M. R. Carulla, G. Parascandolo, M. Hardt, D. Janzing, and B. Schölkopf (2017). Avoiding discrimination through causal reasoning. In *Advances in Neural Information Processing Systems*, pp. 656–666.

- Kitagawa, T. and A. Tetenov (2018). Who should be treated? Empirical welfare maximization methods for treatment choice. *Econometrica* 86(2), 591–616.
- Kitagawa, T. and A. Tetenov (2019). Equality-minded treatment choice. *Journal of Business & Economic Statistics*, 1–14.
- Kleinberg, J., J. Ludwig, S. Mullainathan, and A. Rambachan (2018). Algorithmic fairness. In *Aea papers and proceedings*, Volume 108, pp. 22–27.
- Kusner, M., C. Russell, J. Loftus, and R. Silva (2019). Making decisions that reduce discriminatory impacts. In *International Conference on Machine Learning*, pp. 3591–3600.
- Liu, Y., G. Radanovic, C. Dimitrakakis, D. Mandal, and D. C. Parkes (2017). Calibrated fairness in bandits. *arXiv preprint arXiv:1707.01875*.
- Lyons, E. and L. Zhang (2017). The impact of entrepreneurship programs on minorities. *American Economic Review* 107(5), 303–07.
- Lyons, E. and L. Zhang (2018). Who does (not) benefit from entrepreneurship programs? *Strategic Management Journal* 39(1), 85–112.
- Manski (2004). Statistical treatment rules for heterogeneous populations. *Econometrica* 72(4), 1221–1246.
- Manski, C. F. (1975). Maximum score estimation of the stochastic utility model of choice. *Journal of econometrics* 3(3), 205–228.
- Manski, C. F. and T. S. Thompson (1989). Estimation of best predictors of binary response. *Journal of Econometrics* 40(1), 97–123.
- Martinez, N., M. Bertran, and G. Sapiro (2019). Fairness with minimal harm: A pareto-optimal approach for healthcare. *arXiv preprint arXiv:1911.06935*.
- Mas-Colell, A., M. D. Whinston, J. R. Green, et al. (1995). *Microeconomic theory*, Volume 1. Oxford university press New York.
- Mbakop, E. and M. Tabord-Meehan (2021). Model selection for treatment choice: Penalized welfare maximization. *Econometrica* 89(2), 825–848.
- Murphy, S. A. (2003). Optimal dynamic treatment regimes. *Journal of the Royal Statistical Society: Series B (Statistical Methodology)* 65(2), 331–355.
- Nabi, R., D. Malinsky, and I. Shpitser (2019). Learning optimal fair policies. *Proceedings of machine learning research* 97, 4674.

- Narita, Y. (2021). Incorporating ethics and welfare into randomized experiments. *Proceedings of the National Academy of Sciences* 118(1).
- Negishi, T. (1960). Welfare economics and existence of an equilibrium for a competitive economy. *Metroeconomica* 12(2-3), 92–97.
- Newey, W. K. (1990). Semiparametric efficiency bounds. *Journal of applied econometrics* 5(2), 99–135.
- Pearl, J. (2009). *Causality*. Cambridge university press.
- Rai, Y. (2018). Statistical inference for treatment assignment policies. *Unpublished Manuscript*.
- Rambachan, A., J. Kleinberg, J. Ludwig, and S. Mullainathan (2020). An economic approach to regulating algorithms.
- Robins, J. M. and A. Rotnitzky (1995). Semiparametric efficiency in multivariate regression models with missing data. *Journal of the American Statistical Association* 90(429), 122–129.
- Robins, J. M., A. Rotnitzky, and L. P. Zhao (1994). Estimation of regression coefficients when some regressors are not always observed. *Journal of the American statistical Association* 89(427), 846–866.
- Rotblat, J. (1999). A hippocratic oath for scientists. *Science* 286(5444), 1475–1475.
- Rubin, D. B. (1990). Formal mode of statistical inference for causal effects. *Journal of statistical planning and inference* 25(3), 279–292.
- Stoye, J. (2012). Minimax regret treatment choice with covariates or with limited validity of experiments. *Journal of Econometrics* 166(1), 138–156.
- Sun, L. (2020). Empirical welfare maximization with constraints. Technical report, Working paper.
- Tetenov, A. (2012). Statistical treatment choice based on asymmetric minimax regret criteria. *Journal of Econometrics* 166(1), 157–165.
- Ustun, B., Y. Liu, and D. Parkes (2019). Fairness without harm: Decoupled classifiers with preference guarantees. In *International Conference on Machine Learning*, pp. 6373–6382.
- Van Der Vaart, A. W. and J. A. Wellner (1996). Weak convergence. In *Weak convergence and empirical processes*, pp. 16–28. Springer.



- Varian, H. R. (1976). Two problems in the theory of fairness. *Journal of Public Economics* 5(3-4), 249–260.
- Viviano, D. (2019). Policy targeting under network interference. *arXiv preprint arXiv:1906.10258*.
- Wainwright, M. J. (2019). *High-dimensional statistics: A non-asymptotic viewpoint*, Volume 48. Cambridge University Press.
- Wolsey, L. A. and G. L. Nemhauser (1999). *Integer and combinatorial optimization*, Volume 55. John Wiley & Sons.
- Xiao, L., Z. Min, Z. Yongfeng, G. Zhaoquan, L. Yiqun, and M. Shaoping (2017). Fairness-aware group recommendation with pareto-efficiency. In *Proceedings of the Eleventh ACM Conference on Recommender Systems*, pp. 107–115.
- Yoshikawa, H., A. Gassman-Pines, P. A. Morris, L. A. Gennetian, and E. B. Godfrey (2010). Racial/ethnic differences in effects of welfare policies on early school readiness and later achievement. *Applied developmental science* 14(3), 137–153.
- Zhou, Z., S. Athey, and S. Wager (2018). Offline multi-action policy learning: Generalization and optimization. *arXiv preprint arXiv:1810.04778*.